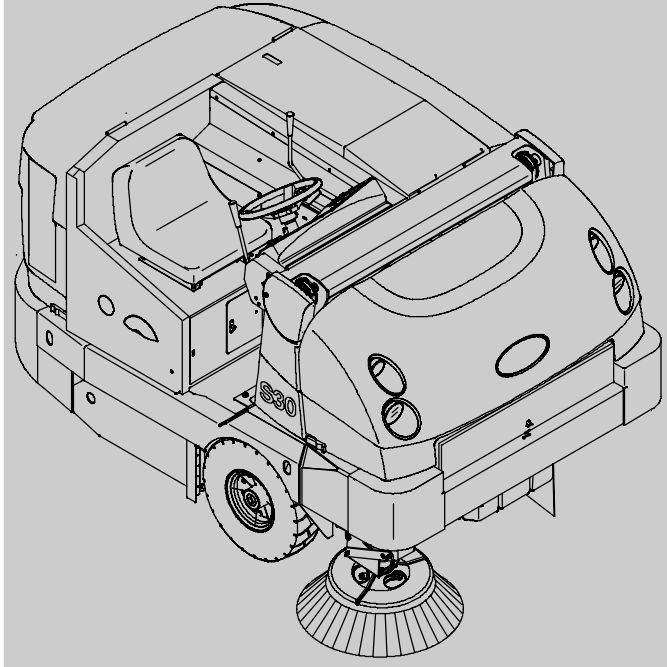





S30

(Gas/LPG)



Sweeper Parts Manual



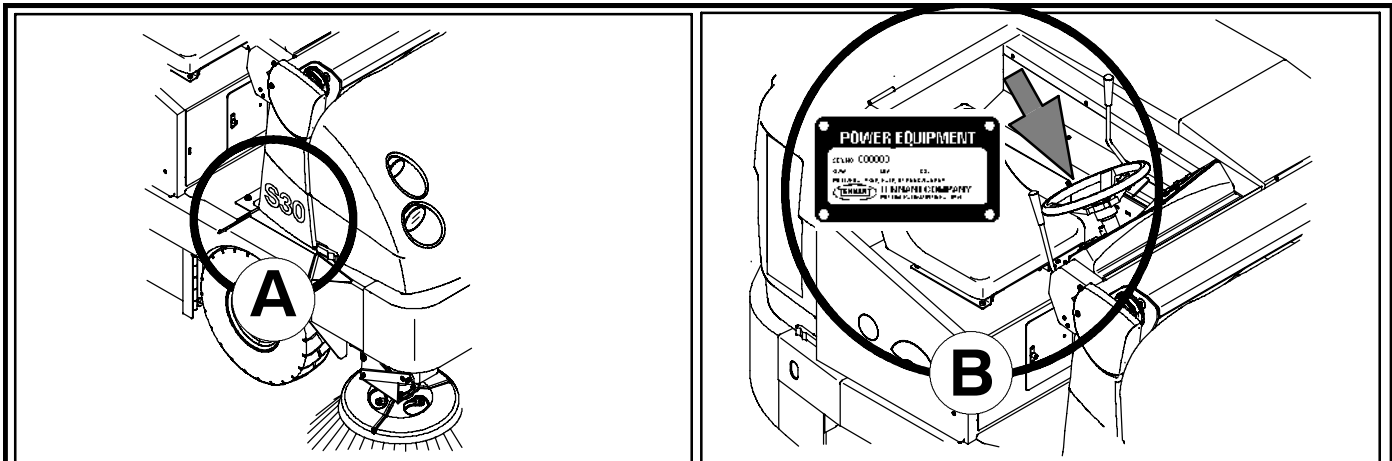
SweepSmart™ System

CE
Global

www.tennantco.com

9004085
Rev. 02 (12-2008)





Ref	Part No.	Serial Number	Description	Qty.
1	82681	(000000-)	Bracket W/dt, Lpg Mount	1
2	63810	(000000-)	Latch Assy, Lpg Tank Mtg, W/Nut	4
3	51839	(000000-)	Nut Adjustable, Lpg Tank Mtg	2
4	49263	(000000-)	Tie, Cable	3
5	82556	(000000-001039)	Bracket, Vaporizer	1
6	54930	(000000-)	Vaporizer, LPG	1

HOW TO ORDER PARTS - See diagram above

Only use TENNANT Company supplied or equivalent parts. Parts and supplies may be ordered online, by phone, by fax or by mail.

Follow the steps below to ensure prompt delivery.

- (A)** Identify the machine model.
- (B)** Identify the machine serial number from the data plate.
- (C)** Ensure the proper serial number is used from the parts list.
- Identify the part number and quantity. Do not order by page or reference numbers.
- Provide your name, company name, customer ID number, billing and shipping address, phone number and purchase order number.
- Provide detail shipping instructions.

(D) ▽ - Identifies an assembly
▲ - Identifies parts included in assembly

EN

Please fill out at time of installation for future reference.

Model No. - _____

Serial No. - _____

Machine Options - _____

Sales Rep. - _____

Sales Rep. phone no. - _____

Customer ID Number - _____

Installation Date - _____

Tennant Company
 PO Box 1452
 Minneapolis, MN 55440
 Phone: (800) 553-8033 or
 (763) 513-2850
 www.tennantco.com

Tennant N.V.
 Industrielaan 6 5405 AB
 P.O. Box 6 5400 AA Uden -
 The Netherlands
 europe@tennantco.com
 www.tennantco.com

テナントカンパニー日本支店
 〒210-0916神奈川県川崎市幸区南幸町2-9サンカビル5F
 TEL:044-556-1201 FAX:044-556-1202
 www.tennant.co.jp

Thermo-Sentry, 1-STEP, EasyOpen, MaxPro², InstantAccess, II-Speed, Perma-Filter, Duramer, Lower Total Cost of Ownership, Touch-N-Go, and Cab Forward ErgoSpace are US registered and unregistered trademarks of Tennant Company.

Specifications and parts are subject to change without notice.

Copyright © 2008 TENNANT Company, Printed in U.S.A.

<p>CZ</p>	<p>OBJEDNÁVÁNÍ DÍLŮ - Viz schéma výše.</p> <p>Používejte pouze díly dodané společností TENNANT Company nebo jim odpovídající. Díly a materiál lze objednat online, telefonem, faxem nebo poštou.</p> <p>Aby bylo zajištěno rychlé dodání, postupujte podle kroků uvedených níže.</p> <ol style="list-style-type: none"> 1. (A) Zjistěte model stroje. 2. (B) Zjistěte sériové číslo stroje z výrobního štítku. 3. (C) Použijte správné sériové číslo ze seznamu dílů. 4. Určete číslo a množství dílů. Neobjednávejte podle stran nebo referenčních čísel. 5. Uved'te jméno, název společnosti, číslo ID zákazníka, fakturační a dodací adresu, telefonní číslo a číslo objednávky. 6. Uved'te podrobné pokyny pro dodání. <hr/> <p>(D) ▽ - označuje sestavu ▲ - označuje díly v sestavě</p>	<p>Vyplňte během sestavování pro budoucí potřebu.</p> <p>Číslo modelu - _____</p> <p>Sériové číslo - _____</p> <p>Doplňky zařízení - _____</p> <p>Obchodní zástupce - _____</p> <p>Tel. č. obchodního zástupce - _____</p> <p>Číslo ID zákazníka - _____</p> <p>Datum instalace - _____</p>
<p>DE</p>	<p>BESTELLEN VON ERSATZTEILEN - Siehe oben stehendes Diagramm.</p> <p>Verwenden Sie nur von TENNANT gelieferte oder gleichwertige Ersatzteile. Ersatz- und Verschleißteile können online, telefonisch, per Fax oder per E-Mail bestellt werden.</p> <p>Befolgen Sie für eine umgehende Lieferung die folgenden Schritte.</p> <ol style="list-style-type: none"> 1. (A) Geben Sie das Modell der Maschine an. 2. (B) Geben Sie die Seriennummer der Maschine an (auf dem Datenaufkleber). 3. (C) Achten Sie darauf, dass die richtigen Seriennummer aus der Ersatzteilliste verwendet wird. 4. Geben Sie die Ersatzteilnummer und die Menge an. Bestellen Sie nicht nach Seitenzahl oder Referenznummern. 5. Geben Sie Ihren Namen, den Firmennamen, die Kundennummer, die Rechnungs- und Lieferadresse, die Telefonnummer und die Einkaufsauftragsnummer an. 6. Erteilen Sie genaue Versandanweisungen. <hr/> <p>(D) ▽ - steht für eine Einheit ▲ - steht für Einzelteile einer Einheit</p>	<p>Bitte bei der Inbetriebnahme als Referenzangabe ausfüllen.</p> <p>Modellnr. - _____</p> <p>Seriennr. - _____</p> <p>Maschinenoptionen - _____</p> <p>Verkäufer - _____</p> <p>Telefonnummer des Verkäufers - _____</p> <p>Kundennummer - _____</p> <p>Installationsdatum - _____</p>
<p>DK</p>	<p>BESTILLING AF RESERVEDELE - Se ovenstående tabel.</p> <p>Brug kun reservedele, der er fremstillet af TENNANT, eller dele af tilsvarende kvalitet. Reservedele og tilbehør kan bestilles online, pr. telefon, pr. fax eller pr. brev.</p> <p>Følg nedenstående trin for at sikre hurtig levering.</p> <ol style="list-style-type: none"> 1. (A) Identificér maskinmodellen. 2. (B) Identificér maskinens serienummer på datamærkatet. 3. (C) Kontrollér, at det rigtige serienummer bruges i reservedelslisten. 4. Identificér reservedelsnummeret og antallet. Bestil ikke efter side- eller referencenumre. 5. Angiv dit navn, firmanavn, kunde-id-nummer, faktureringsadresse og leveringsadresse, telefonnummer og indkøbsordrenummer. 6. Angiv detaljerede instruktioner til forsendelse. <hr/> <p>(D) ▽ - identificerer en enhed ▲ - identificerer reservedele i en enhed</p>	<p>Udfyld venligst på installationstidspunktet til fremtidig brug.</p> <p>Modelnr. - _____</p> <p>Serienr. - _____</p> <p>Maskineekstraudstyr - _____</p> <p>Salgskonsulent. - _____</p> <p>Salgskonsulentens tif. - _____</p> <p>Kunde-id-nr. - _____</p> <p>Installationsdato - _____</p>
<p>EE</p>	<p>KUIDAS VARUOSI TELLIDA - Vaadale alltoodud joonist.</p> <p>Kasutage ainult TENNANT Company poolt tarnitud või samaväärseid varuosi. Varuosi ja tarvikuid võib tellida Internetist, telefoni, faksi või posti teel.</p> <p>Kiire kohtaletoimetamise tagamiseks järgige järgmisi juhiseid.</p> <ol style="list-style-type: none"> 1. (A) Märkige masina mudel. 2. (B) Märkige andmesildil olev masina seerianumber. 3. (C) Veenduge, et olete valinud varuosade loendist õige seerianumbri. 4. Märkige varuosa number ja kogus. Ärge tellige lehekülje- või viitenumbri alusel. 5. Märkige oma nimi, ettevõtte nimi, kliendinumbr, arve- ja saatmisaadress, telefoninumber ja ostutellimuse number. 6. Lisage täpsed saatmisjuhised. <hr/> <p>(D) ▽ - tähistab komplekti ▲ - tähistab komplektis olevaid osi</p>	<p>Palun täitke paigaldamise ajal edaspidiseks viitamiseks.</p> <p>Mudeli nr - _____</p> <p>Seerianr - _____</p> <p>Masina valikulised detailid - _____</p> <p>Müügiesindus - _____</p> <p>Müügiesinduse telefoninumber - _____</p> <p>Kliendi number - _____</p> <p>Paigaldamise kuupäev - _____</p>

<p>ES</p>	<p>CÓMO SOLICITAR PIEZAS - Consulte el diagrama anterior.</p> <p>Utilice sólo las piezas suministradas por TENNANT Company o piezas equivalentes. Puede solicitar las piezas a través de internet, por teléfono, por fax o por correo.</p> <p>Siga los siguientes pasos para que la entrega sea rápida.</p> <ol style="list-style-type: none"> 1. (A) Indique el modelo de máquina. 2. (B) Indique el número de serie de la etiqueta de datos. 3. (C) Asegúrese de que indica el número de serie correcto de la lista de piezas. 4. Indique la cantidad y el número de la pieza. No realice el pedido indicando el número de página o el de referencia. 5. Incluya su nombre, el nombre de la empresa, el ID de cliente, las direcciones de envío y facturación, el número de teléfono y el número del pedido de compra. 6. Facilite instrucciones de envío. <p>(D) ▽ - identifica un conjunto ▲ - identifica piezas de un conjunto</p>	<p>Rellene estos datos cuando realice la instalación para utilizarlos como referencia en el futuro.</p> <p>Nº modelo - _____</p> <p>Nº serie - _____</p> <p>Opciones de la máquina - _____</p> <p>Vendedor - _____</p> <p>Nº teléfono vendedor - _____</p> <p>Nº cliente - _____</p> <p>Fecha de instalación - _____</p>
<p>FI</p>	<p>KUINKA VARAOSIA TILATAAN - katso kuvaa yllä.</p> <p>Käytä ainoastaan TENNANTIN toimittamia tai niitä vastaavia varaosia. Voit tilata varaosia ja tarvikkeita internetistä, puhelimitse, faksilla tai sähköpostilla.</p> <p>Noudata seuraavia ohjeita täsmällisen toimituksen varmistamiseksi.</p> <ol style="list-style-type: none"> 1. (A) Katso koneen malli. 2. (B) Katso koneen sarjanumero sen tunnustarrasta. 3. (C) Varmista, että osaluettelosta, että käytät oikeaa sarjanumeroa. 4. Katso osanumero ja kappalemäärä. Älä tilaa ilmoittamalla sivu- tai viitenumeroita. 5. Ilmoita nimesi, yrityksesi nimi, asiakasnumero, laskutus- ja toimitusosoite, puhelinnumero ja ostotilauksen numero. 6. Ilmoita yksityiskohtaiset toimitusosoitteet. <p>(D) ▽ - tarkoittaa kokoonpanoa ▲ - tarkoittaa kokoonpanoon sisältyviä osia</p>	<p>Ole hyvä ja täytä ottaessasi koneen käyttöön myöhempiä tarpeita varten.</p> <p>Mallinumero - _____</p> <p>Sarjanumero - _____</p> <p>Koneen lisävarusteet - _____</p> <p>Myyntiedustaja - _____</p> <p>Myyntiedustajan puhelinnumero - _____</p> <p>Asiakasnumero - _____</p> <p>Asennuspäivä - _____</p>
<p>FR</p>	<p>COMMENT COMMANDER DES PIÈCES DÉTACHÉES - Voir le schéma ci-dessus.</p> <p>Utilisez uniquement des pièces fournies par la société TENNANT ou équivalentes. Les pièces et fournitures peuvent être commandées en ligne, par téléphone, fax, ou par courrier.</p> <p>Suivez les étapes ci-dessous pour assurer une livraison rapide.</p> <ol style="list-style-type: none"> 1. (A) Identifiez le modèle de la machine. 2. (B) Identifiez le numéro de série de la machine, à partir de l'étiquette signalétique. 3. (C) Assurez-vous que le numéro de série correct est utilisé à partir de la liste de pièces détachées. 4. Identifiez le numéro de pièce et la quantité. Ne commandez pas par page ou numéros de référence. 5. Fournissez votre nom, le nom de votre société, votre numéro d'identification de client, l'adresse de facturation et d'expédition, le numéro de téléphone et le numéro du bon de commande. 6. Fournissez des instructions d'expédition détaillées. <p>(D) ▽ - identifie un assemblage ▲ - identifie les pièces composant l'assemblage</p>	<p>A remplir au moment de l'installation à titre de référence.</p> <p>Nº du modèle - _____</p> <p>Nº de série - _____</p> <p>Options de la machine - _____</p> <p>Agent commercial - _____</p> <p>Nº tél. de l'agent commercial - _____</p> <p>Numéro d'identification client - _____</p> <p>Date d'installation - _____</p>
<p>GR</p>	<p>ΤΡΟΠΟΣ ΠΑΡΑΓΓΕΛΙΑΣ ΑΝΤΑΛΛΑΚΤΙΚΩΝ - Βλ. παραπάνω διάγραμμα.</p> <p>Χρησιμοποιήστε μόνο ανταλλακτικά παρεχόμενα από την TENNANT Company ή ισοδύναμα. Τα ανταλλακτικά και αναλώσιμα μπορούν να παραγγελθούν online, τηλεφωνικά, με φαξ ή ταχυδρομικά.</p> <p>Ακολουθήστε τα παρακάτω βήματα για να εξασφαλίσετε την έγκαιρη αποστολή τους.</p> <ol style="list-style-type: none"> 1. (A) Βρείτε το μοντέλο μηχανήματος. 2. (B) Βρείτε τον αριθμό σειράς του μηχανήματος από την ετικέτα στοιχείων. 3. (C) Βεβαιωθείτε ότι χρησιμοποιείται ο σωστός αριθμός σειράς από τον κατάλογο ανταλλακτικών. 4. Βρείτε κωδικό ανταλλακτικού και ποσότητα. Μην παραγγέλνετε βάσει σελίδας ή αριθμών αναφοράς. 5. Δώστε το όνομα σας, όνομα εταιρείας, ID (κωδικό) πελάτη, διεύθυνση τιμολόγησης και αποστολής, αριθμό τηλεφώνου και αριθμό εντολής προμήθειας. 6. Δώστε λεπτομερείς πληροφορίες αποστολής. <p>(D) ▽ - υποδηλώνει υποσύστημα ▲ - υποδηλώνει τα μέρη που περιλαμβάνονται στο υποσύστημα</p>	<p>Παρακαλούμε συμπληρώστε κατά την ώρα της εγκατάστασης για μελλοντική αναφορά.</p> <p>Αρ. Μοντέλου - _____</p> <p>Αρ. σειράς - _____</p> <p>Επιλογές Μηχανήματος - _____</p> <p>Εκπ. πωλήσεων - _____</p> <p>Τηλ. εκπροσώπου πωλήσεων - _____</p> <p>Αριθμός πελάτη - _____</p> <p>Ημερομηνία εγκατάστασης - _____</p>

HU	<p>HOGYAN RENDELJÜNK ALKATRÉSZEKET - Lásd: fenti diagramm.</p> <p>Kizárólag TENNANT vagy azzal egyenértékű cserealkatrészeket használjon. Az alkatrészeket és anyagokat meg lehet rendelni az Interneten keresztül, vagy telefonon, faxon és e-mailben.</p> <p>A pontos szállítás érdekében kövesse az alábbi lépéseket.</p> <ol style="list-style-type: none"> 1. (A) Adja meg a gép típusát. 2. (B) Az adatszím alapján adja meg a gép gyártási számát. 3. (C) Ügyeljen arra, hogy a megfelelő gyártási számot válassza ki az alkatrészlistáról. 4. Adja meg a rendelési számot és a mennyiséget. A rendeléshez ne az oldalszámot vagy a hivatkozási számot használja. 5. Adja meg a nevét, a cége nevét, az ügyfélfazonosító számát, a számlázási és szállítási címét, a telefonszámát és a rendelési számot. 6. Adjon részletes szállítási utasításokat. <hr/> <p>(D) ▽ - a jel csomagra utal ▲ - a jel a csomagban található alkatrészekre utal</p>	<p>A későbbi visszakeresések érdekében kérjük, hogy a rovatokat az első üzembehelyezéskor töltsse ki.</p> <p>Típuszám - _____</p> <p>Gyártási szám. - _____</p> <p>A gép felszereltsége - _____</p> <p>Kereskedelmi képviselő - _____</p> <p>Kereskedelmi képviselő telefonszáma - _____</p> <p>Ügyfél azonosító száma - _____</p> <p>Üzembehelyezés dátuma - _____</p>
IT	<p>COME ORDINARE LE PARTI - Vedere schema precedente.</p> <p>Utilizzare solo ricambi forniti da TENNANT o equivalenti. Ricambi e forniture possono essere ordinati online, per telefono, via fax o per posta elettronica.</p> <p>Per ottenere una consegna rapida, seguire i passaggi indicati di seguito.</p> <ol style="list-style-type: none"> 1. (A) Identificare il modello della macchina. 2. (B) Identificare il numero di serie della macchina dall'etichetta dei dati. 3. (C) Utilizzare il numero di serie corretto presente nell'elenco delle parti di ricambio. 4. Identificare numero di parte e quantità. Non ordinare per numero di pagina o di riferimento. 5. Fornire nome del contatto, nome della società, numero di ID cliente, indirizzo di fatturazione e di spedizione, numero di telefono e numero di ordine di acquisto. 6. Fornire istruzioni dettagliate per la spedizione. <hr/> <p>(D) ▽ - identifica un gruppo ▲ - identifica parti comprese in un gruppo</p>	<p>Compilare il modulo al momento dell'installazione per poterlo consultare in futuro in caso di necessità.</p> <p>N. Modello - _____</p> <p>N. Serie - _____</p> <p>Opzioni della macchina - _____</p> <p>Venditore - _____</p> <p>Tel. venditore - _____</p> <p>Numero ID cliente - _____</p> <p>Data di installazione - _____</p>
LV	<p>KĀ PASŪTĪT REZERVES DETALĀS - Skat. diagrammu iepriekš.</p> <p>izmantojiet tikai TENNANT Company piegādātās vai tām līdzvērtīgas rezerves detaļas. Daļas un piegādi var pasūtīt internetā, pa tālruni, pa faksu vai pastu.</p> <p>Lai nodrošinātu savlaicīgu piegādi, sekojiet zemāk aprakstītajiem soļiem.</p> <ol style="list-style-type: none"> 1. (A) Nosakiet mašīnas modeli. 2. (B) Nosakiet mašīnas sērijas numuru uz tehnisko datu uzlīmes. 3. (C) Pārbaudiet, ka tiek uzrakstīts attiecīgais sērijas numurs no detaļu saraksta. 4. Nosakiet detaļas numuru un skaitu. Veicot pasūtījumus neatsaucieties uz lapušu vai norādes numuriem. 5. Uzrakstiet savu vārdu, uzņēmuma nosaukumi, klienta identitātes numuru, adresi rēķina piesūtīšanai un piegādei un pirkuma pasūtījuma numuru. 6. Sniedziet detalizētu informāciju par piegādi. <hr/> <p>(D) ▽ - nosaka ierīci ▲ - nosaka detaļas, kas ir komplektā ar ierīci</p>	<p>Veicot uzstādīšanu, lūdzam pierakstīt attiecīgo informāciju izmantošanai turpmāk.</p> <p>Modeļa Nr. - _____</p> <p>Sērijas Nr. - _____</p> <p>Mašīnas opcijas - _____</p> <p>Pārdošanas pārst. - _____</p> <p>Pārdošanas pārst. tālr. Nr. - _____</p> <p>Klienta numurs - _____</p> <p>Uzstādīšanas datums - _____</p>
LT	<p>KAIP UŽSISAKYTI DALIS - žr. diagramą viršuje.</p> <p>Naudokite tik "Tennant" kompanijos tiekiamas arba lygiavertes joms dalis. Dalis galite užsisakyti internetu, telefonu, faksu bei elektroniniu paštu.</p> <p>Kad užsakymas būtų greitai įvykdytas, laikykitės išvardytų taisyklių.</p> <ol style="list-style-type: none"> 1. (A) Nurodykite mašinos modelį. 2. (B) Norodykite mašinos serijos numerį, kurį rasite ant duomenų žymės. 3. (C) Įsitinkite, kad nurodomas tikslus serijos numeris iš dalių sąrašo. 4. Nurodykite dalies numerį ir reikiamą kiekį. Neužsakinėkite pagal puslapius ar nuorodos numerius. 5. Nurodykite savo vardą, kompanijos pavadinimą, kliento ID numerį, sąskaitos išrašymo ir vežimo adresą, telefono numerį ir pirkimo užsakymo numerį. 6. Nurodykite išsamias gabenimo instrukcijas. <hr/> <p>(D) ▽ - žymi sistemą ▲ - nurodo sistemos dalis</p>	<p>Prašome užpildyti montavimo metu, siekiant gauti informaciją ateityje.</p> <p>Modelio Nr. - _____</p> <p>Serijos Nr. - _____</p> <p>Mašinos versija - _____</p> <p>Komivojažierius - _____</p> <p>Komivojažieriaus tel. nr. - _____</p> <p>Pirkėjo ID numeris - _____</p> <p>Sumontavimo data - _____</p>

NL	<p>HOE ONDERDELEN TE BESTELLEN - Zie schema hierboven.</p> <p>Gebruik alleen onderdelen die door TENNANT Company zijn geleverd of soortgelijke onderdelen. Onderdelen en voorraden kunnen online, per telefoon, fax of schriftelijk besteld worden.</p> <p>Volg de stappen hieronder om een juiste levering te garanderen.</p> <ol style="list-style-type: none"> 1. (A) Bepaal het machinemodel. 2. (B) Lees het serienummer van de machine af van het gegevenslabel. 3. (C) Zorg dat het juiste serienummer wordt gebruikt uit de onderdelenlijst. 4. Bepaal het artikelnummer en het aantal. Bestel niet aan de hand van pagina's of referentienummers. 5. Geef uw naam, bedrijfsnaam, klantnummer, factuur- en leveringsadres, telefoonnummer en bestelnummer op. 6. Geef gedetailleerde leveringsinstructies op. <hr/> <p>(D) ▽ - geeft een eenheid aan ▲ - geeft de onderdelen van de eenheid aan</p>	<p>Vul tijdens installatie de onderstaande gegevens in voor eventueel toekomstig gebruik.</p> <p>Modelnr. - _____</p> <p>Serienr. - _____</p> <p>Machine-opties - _____</p> <p>Verkoopvert. - _____</p> <p>Telnr. verkoopvert. - _____</p> <p>Klantnummer - _____</p> <p>Installatiedatum - _____</p>
NO	<p>HVORDAN BESTILLE DELER - Se diagram over.</p> <p>Bruk kun deler levert av TENNANT Company eller ekvivalente deler. Deler og forsyninger kan bestilles online, per telefon, per faks eller per post.</p> <p>Følg trinnene under for å sikre rask levering.</p> <ol style="list-style-type: none"> 1. (A) Angi maskinmodellen. 2. (B) Angi maskinens serienummer fra typeskiltet. 3. (C) Forsikre deg om at korrekt serienummer brukes fra delelisten. 4. Angi delenummer og antall. Bestill ikke ut fra side- eller referansenumre. 5. Angi ditt navn, firmanavn, kunde-ID-nummer, fakturerings- og forsendelsesadresse, telefonnummer og innkjøpsordrenummer. 6. Angi detaljerte forsendelsesinstruksjoner. <hr/> <p>(D) ▽ - angir en delegruppe ▲ - angir deler inkludert i en delegruppe</p>	<p>Fyll ut ved installasjonstidspunkt for fremtidig bruk.</p> <p>Modelnr. - _____</p> <p>Serienr. - _____</p> <p>Maskinens tillegg - _____</p> <p>Salgsrep. - _____</p> <p>Salgsrep. telefonnr. - _____</p> <p>Kunde-ID-nummer - _____</p> <p>Installasjonsdato - _____</p>
PL	<p>JAK ZAMAWIAĆ CZĘŚCI - patrz schemat powyżej.</p> <p>Należy używać wyłącznie części dostarczanych przez firmę TENNANT Company lub równoważnych. Części i dostawy mogą być zamawiane online, przez telefon, faksem lub pocztą.</p> <p>Aby zapewnić szybką dostawę, należy przestrzegać następujących wskazówek.</p> <ol style="list-style-type: none"> 1. (A) Określić model maszyny. 2. (B) Określić numer seryjny maszyny znajdujący się na tabliczce znamionowej. 3. (C) Odszukać ten numer seryjny w wykazie części. 4. Określić numer części i ilość. Nie zamawiać na podstawie numeru strony lub liczby porządkowej wykazu. 5. Podać swoje nazwisko, nazwę firmy, numer identyfikacyjny klienta, adres dostawy i dostarczenia rachunku, numer telefonu i numer zamówienia zakupu. 6. Podać dokładne instrukcje dotyczące dostawy. <hr/> <p>(D) ▽ - oznacza zespół ▲ - oznacza część w zespole</p>	<p>Prosimy wpisać datę instalacji do późniejszego wykorzystania.</p> <p>Nr modelu - _____</p> <p>Nr seryjny - _____</p> <p>Opcje maszyny - _____</p> <p>Przedst. sprzedaży - _____</p> <p>Nr tel. przedst. sprzed. - _____</p> <p>Nr ident. klienta - _____</p> <p>Data instalacji - _____</p>
PT	<p>COMO ENCOMENDAR PEÇAS - Consulte o diagrama acima.</p> <p>Utilize apenas peças fornecidas pela TENNANT Company ou equivalentes. As peças e consumíveis podem ser encomendados online, por telefone, fax ou correio.</p> <p>Siga os passos abaixo para garantir uma entrega rápida.</p> <ol style="list-style-type: none"> 1. (A) Identifique o modelo da máquina. 2. (B) Identifique o número de série da máquina que se encontra na etiqueta de dados. 3. (C) Certifique-se de que usa o número de série correcto da lista de peças. 4. Identifique o número de produto e a quantidade. Não encomende através de números de página ou de referência. 5. Forneça o seu nome, o nome da empresa, o número de ID do cliente, os endereços de facturação e entrega, o número de telefone e o número da nota de encomenda. 6. Forneça instruções de entrega detalhadas. <hr/> <p>(D) ▽ - identifica uma unidade ▲ - identifica peças incluídas numa unidade</p>	<p>Preencha na altura da instalação para futura referência.</p> <p>Modelo nº - _____</p> <p>Nº de série - _____</p> <p>Opções da máquina - _____</p> <p>Vendedor - _____</p> <p>Telefone do vendedor - _____</p> <p>Número de ID do cliente - _____</p> <p>Data de instalação - _____</p>

<p>RU</p>	<p>КАК ЗАКАЗАТЬ ЗАПЧАСТИ - См. схему ниже.</p> <p>Используйте только запчасти, поставляемые компанией TENNANT или их аналоги. Запасные части и расходные материалы можно заказать в режиме онлайн, телефоном, факсом или электронной почтой.</p> <p>Для своевременной доставки следуйте описанным ниже инструкциям.</p> <ol style="list-style-type: none"> 1. (A) Укажите модель машины. 2. (B) Укажите серийный номер машины, обозначенный на табличке технических данных. 3. (C) Удостоверьтесь, что надлежащий серийный номер перечислен в списке запчастей. 4. Укажите номер детали и нужное количество. Не используйте номера страниц или ссылок. 5. Укажите свое имя, название компании, идентификационный номер покупателя, расчетный адрес и адрес доставки, телефонный номер и номер заказа на покупку. 6. Укажите подробные сведения о доставке. <p>(D) ▽ - означает узел ▲ - обозначает деталь узла</p>	<p>Во время установки заполните, пожалуйста, эти сведения для того, чтобы сослаться в дальнейшем.</p> <p>Модель Э - _____</p> <p>Серийный Э - _____</p> <p>Опции машины - _____</p> <p>Торговый представитель - _____</p> <p>Телефон торгового представителя - _____</p> <p>Идент. номер покупателя - _____</p> <p>Дата установки - _____</p>
<p>SE</p>	<p>BESTÄLLNING AV RESERVDELAR - Se ovanstående schema.</p> <p>Använd endast delar från Tennant Company eller likvärdiga. Delar och material kan beställas online, telefoniskt, per fax eller post.</p> <p>Följ nedanstående steg för en snabb leverans.</p> <ol style="list-style-type: none"> 1. (A) Identifiera maskinens modell. 2. (B) Identifiera maskinens serienummer på typskylten. 3. (C) Kontrollera att rätt serienummer används från dellistan. 4. Identifiera artikelnumret och mängden. Beställ inte med hjälp av sido- eller referensnummer. 5. Uppge ditt namn, företagets namn, kundens ID-nummer, faktura- och leveransadress, telefonnummer och ordernumret vid inköp. 6. Ge detaljerade transportanvisningar. <p>(D) ▽ - identifierar en modul ▲ - identifierar delar som ingår i en modul</p>	<p>Fyll i vid installation och spar för framtida bruk.</p> <p>Modellnr. - _____</p> <p>Serienr. - _____</p> <p>Tilvalsutrustning - _____</p> <p>Försäljare - _____</p> <p>Försäljarens tel.nr. - _____</p> <p>Kundnummer - _____</p> <p>Installationsdatum - _____</p>
<p>SK</p>	<p>POSTUP PRI OBJEDNÁVANÍ ČASTÍ - Pozri vyššie uvedené diagram.</p> <p>Využívajte výhradne dielce dodané spoločnosťou TENNANT, alebo ich ekvivalenty. Dielce a položky je možné objednať online, telefonicky, faxom, alebo poštou.</p> <p>Na zabezpečenie promptného doručenia sa riad'te nasledovnými krokmi.</p> <ol style="list-style-type: none"> 1. (A) Identifikujte model stroja. 2. (B) Z etikety s údajmi identifikujte sériové číslo stroja. 3. (C) Ubezpečte sa, že ste zadali správne sériové číslo zo zoznamu dielcov. 4. Identifikujte číslo dielu a množstvo. Neobjednávajte pomocou čísel strán, alebo referenčných čísel. 5. Zadajte Vaše meno, meno spoločnosti, ID číslo zákazníka, fakturačnú a prepravnú adresu, telefónne číslo a objednávacie číslo dielu. 6. Uveďte podrobné prepravné pokyny. <p>(D) ▽ - identifikuje sadu ▲ - identifikuje časti sady</p>	<p>Vyplňte prosím pri inštalácii pre prípad potreby v budúcnosti.</p> <p>č. modelu - _____</p> <p>Sériové č. - _____</p> <p>Zvláštne príslušenstvo stroja - _____</p> <p>Obchodné zastúpenie - _____</p> <p>Obch. zastúpenie tel. č. - _____</p> <p>ID č. zákazníka - _____</p> <p>Dátum inštalácie - _____</p>
<p>SL</p>	<p>NAROČANJE NADOMESTNIH DELOV - glejte zgornjo sliko.</p> <p>Uporabljajte samo originalne nadomestne dele Tennant ali enakovredne dele. Dele in potrošni material lahko naročite prek spleta, po telefonu, faksu ali pošti.</p> <p>Za zagotovitev čimbolj hitre dostave sledite spodnjim navodilom.</p> <ol style="list-style-type: none"> 1. (A) Ugotovite model stroja. 2. (B) Na ploščici s podatki poiščite serijsko številko stroja. 3. (C) Poskrbite, da na seznamu nadomestnih delov poiščete pravilno serijsko številko. 4. Poiščite številko dela in potrebno količino. Pri naročilih ne navajajte strani ali referenčne številke. 5. Navedite svoje ime, ime podjetja, ID številko stranke, naslova za dostavo in izdajo računa, telefonsko številko in številko naročila. 6. Navedite podrobna navodila za dostavo. <p>(D) ▽ - označuje sklop ▲ - označuje dele sklopa</p>	<p>Prosimo, da ob vgradnji izpolnite te podatke, da vam bodo v prihodnje na voljo.</p> <p>Št. modela - _____</p> <p>Serijska številka - _____</p> <p>Dodatna oprema stroja - _____</p> <p>Prodajni predstavnik - _____</p> <p>Telefonska št. prodajnega predstavnika - _____</p> <p>Številka stranke - _____</p> <p>Datum vgradnje - _____</p>

PARÇALARIN SİPARİŞ EDİLMESİ - Yukarıdaki şemaya bakın.

Yalnızca TENNANT Company'den sağlanan veya eşdeğerde parçalar kullanın. Parça veya sarf malzemeleri çevrimiçi olarak, telefonla, faksla veya postayla sipariş edilebilir.

Zamanında teslimatı sağlamak için aşağıdaki adımları izleyin.

1. **(A)** Makine modelini belirtin.
2. **(B)** Veri etiketinden makine seri numarasını belirtin.
3. **(C)** Parça listesinden uygun seri numarasının kullanıldığından emin olun.
4. Parça numarasını ve miktarını belirtin.
Sayfa veya referans numaralarını kullanarak sipariş vermeyin.
5. Adınızı, şirketinizin adını, müşteri kimlik numaranızı, faturalama ve sevkiyat adreslerini, telefon numarasını ve satın alma siparişi numarasını belirtin.
6. Ayrıntılı sevkiyat talimatlarını belirtin.

- (D)** ▽ - bir tertibatı belirtir
▲ - tertibattaki parçaları belirtir

İleri tarihlerde başvurmak için lütfen kurulum sırasında doldurun.

Model No. - _____

Seri No. - _____

Makine Seçenekleri - _____

Satış Temsilcisi - _____

Satış Temsilcisi telefon no. - _____

Müşteri Kimlik Numarası - _____

Kurulum Tarihi - _____

TR

GENERAL RECOMMENDED MAINTENANCE

General Recommended Maintenance Items (1 of 2)

Ref.	Part No.	Serial Number	Description	Qty.
▽	9004541	(000000-) Maint Kit, 400hr, Gas [S30]	1
▲	372575	(000000-) Sparkplug [Gm]	4
▲	369746	(000000-) Element, Fltr, Air [Dn]	1
▲	372440	(000000-) Filter, Fuel [Gm 1.6l/3.0l]	1
▲	398279	(000000-) Element, Fltr, Air, Safety	1
▽	9004542	(000000-) Maint Kit, 400hr, Lpg [S30]	1
▲	372575	(000000-) Sparkplug [Gm]	4
▲	369746	(000000-) Element, Fltr, Air [Dn]	1
▲	372615	(000000-) Filter Kit, Fuelock, Lpg	1
▲	398279	(000000-) Element, Fltr, Air, Safety	1
▽	9004543	(000000-) Maint Kit, 800hr, Gas [S30]	1
▲	31613	(000000-) Strainer, Hyd, 025gpm 100mesh 03psi	1
▲	25122	(000000-) Cap, Breather, Hyd, 2.4 Ds	1
▲	1021579	(000000-) Filter Assy, Hyd, 10mic	1
▲	372440	(000000-) Filter, Fuel [Gm 1.6l/3.0l]	1
▲	398279	(000000-) Element, Fltr, Air, Safety	1
▲	369746	(000000-) Element, Fltr, Air [Dn]	1
▽	9004544	(000000-) Maint Kit, 800hr, Lpg [S30]	1
▲	31613	(000000-) Strainer, Hyd, 025gpm 100mesh 03psi	1
▲	25122	(000000-) Cap, Breather, Hyd, 2.4 Ds	1
▲	1021579	(000000-) Filter Assy, Hyd, 10mic	1
▲	372615	(000000-) Filter Kit, Fuelock, Lpg	1
▲	398279	(000000-) Element, Fltr, Air, Safety	1
▲	369746	(000000-) Element, Fltr, Air [Dn]	1
▲	371972	(000000-) Element, Fltr, Oil, Eng, Spin-On	1
	1042101	(000000-) Filter, Cyl, 11.09d, 13.31l, 6.6 ld	1
	9004545	(000000-) Key, Ignition	1
	372571	(000000-) Belt, Ribbed, 39.0l	1
	1042954	(000000-) Belt, Ribbed, 55.1l	1
	1039670	(000000-) Skirt, Door, Brush	2
	54190	(000000-) Skirt, Neo, .37, 06.00w 44.65l, 04/ SI Recirculation	1
	383160	(000000-) Skirt, Neo, .18, 06.74w 49.00l, 04/ SI Rear Skirt	1
	1032012	(000000-) Skirt, Deflector Wheel Pocket Skirt	2
	1035877	(000000-) Tire Assy, Solid, 21.0 X 5.0 Solid with Bearing Front	1
	53817	(000000-) Tire Assy, Solid, 18.0x4.3 4.5bc/5bolt Solid Rear Tire	1
	1032515	(000000-) Tire Assy, Pneu, 600x9 4.5bc/5bolt, Ce Pneumatic Front	1
	1005229	(000000-) Tire Assy, Pneu, 5.00 4.5bc/5blt[R8ic70] Pneumatic Rear	1
	16411	(000000-) Paint, Airdry, Off-White, 12oz	1
	16412	(000000-) Paint, Airdry, Teal, 12oz, Solid	1
	377540	(000000-) Paint, Airdry, Blk, 12oz	1
	377538	(000000-) Paint, Airdry, Gray, 12oz	1
	377537	(000000-) Paint, Airdry, Iron Gray, 12oz	1

GENERAL RECOMMENDED MAINTENANCE

General Recommended Maintenance Items (2 of 2)

Ref.	Part No.	Serial Number	Description	Qty.
▽	9004077	(000000-) Skirt Kit, Hppr Maint [S30]	1
▲	1026795	(000000-) Skirt, Lip	1
▲	1026797	(000000-) Skirt, Lip, Hppr	1
▲	1026798	(000000-) Strap, Main, Lip	1
▲	1034168	(000000-) Bracket, Sppt, Hppr Seal	1
▲	1038037	(000000-) Skirt, Hppr	1
▲	1038353	(000000-) Skirt, Neo, .12, 06.65w 18.50l, 03/ SI	1
▽	9004078	(000000-) Skirt Kit, Door, Hppr, Maint [S30]	1
▲	1026801	(000000-) Seal, Door, Dump	1
▲	1030218	(000000-) Cord, Sponge	1
▲	1026800	(000000-) Plate, Retainer, Door, Dump	1
▲	1026809	(000000-) Seal, Door, Dump, Side	2
▲	1026855	(000000-) Strap, Door, Dump, Side	2
▲	1026879	(000000-) Seal, Wiper, Door	1
▲	1029830	(000000-) Plate, Seal, Retainer	4

SECTION 2

Contents	Page
Fig. 1 - Brushes, Replacement	2-2
Fig. 2 - Main Frame Group	2-4
Fig. 3 - Brush Door Group, Right	2-6
Fig. 4 - Brush Door Group, Left	2-8
Fig. 5 - Operator Station Group	2-10
Fig. 6 - Seat and Shroud Group	2-12
Fig. 7 - Engine Cover Group, Rear	2-14
Fig. 8 - Engine Cover Group, Top	2-16
Fig. 9 - Engine Cover Group, Side	2-18
Fig. 10 - Instrument Panel Group, S30	2-20
Fig. 11 - Instrument Panel Group, S30 XP	2-22
Fig. 12 - Steering Group	2-24
Fig. 13 - Engine Mount Group, Gas/LPG	2-26
Fig. 14 - Engine EFI Group, Gas	2-28
Fig. 15 - Engine EFI Group, LPG	2-30
Fig. 16 - Engine Vaporizer Group, LPG	2-32
Fig. 17 - Engine Air Cleaner Group, Gas	2-34
Fig. 18 - Engine Air Cleaner Group, LPG	2-36
Fig. 19 - Engine Alternator and Battery Group	2-38
Fig. 20 - Engine Muffler Group	2-40
Fig. 21 - Engine Fuel Tank Group, Gas	2-42
Fig. 22 - Engine Fuel Tank Group, LPG	2-44
Fig. 23 - Engine Radiator Mount and Fan Group	2-46
Fig. 24 - Engine Radiator Hoses Group, Gas/LPG	2-48
Fig. 25 - Wheel Group, Rear Drive	2-50
Fig. 26 - Wheel Assembly, Rear	2-52
Fig. 27 - Wheel and Brakes Group, Front Solid (Standard)	2-54
Fig. 28 - Wheel and Brakes Group, Front Pneumatic (Option)	2-56
Fig. 29 - Brake Pedal and Parking Brake Group	2-58
Fig. 30 - Directional Pedal Group	2-60
Fig. 31 - Hydraulic Pump Linkage Group	2-62
Fig. 32 - Hopper Group, Plastic	2-64
Fig. 33 - Hopper Group, Steel	2-66
Fig. 34 - Hopper Cylinder and Dump Door Group, Plastic	2-68
Fig. 35 - Hopper Cylinder and Dump Door Group, Steel	2-70
Fig. 36 - Hopper Cover Group	2-72
Fig. 37 - Hopper Lift Arms and Bumper Group, Plastic	2-74
Fig. 38 - Hopper Lift Arms and Bumper Group, Steel	2-76
Fig. 39 - Hopper Counter Weight Group, Steel	2-78
Fig. 40 - Hopper Pre-Filter Group	2-80
Fig. 41 - Hopper Vacuum Fan Group	2-82
Fig. 42 - Hopper Filter Shaker Group	2-84
Fig. 43 - Side Brush Lift Group, S30	2-86

Contents	Page
Fig. 44 - Side Brush Motor and Pivot Group, S30	2-88
Fig. 45 - Side Brush Motor Group, S30 XP	2-90
Fig. 46 - Side Brush Lift and Pivot Group, S30 XP	2-92
Fig. 47 - Main Brush Lift Group, S30	2-94
Fig. 48 - Main Brush Lift Group, S30 XP	2-96
Fig. 49 - Main Brush Drive Group	2-98
Fig. 50 - Hydraulic Schematic	2-100
Fig. 51 - Hydraulic Hose Group, S30	2-102
Fig. 52 - Hydraulic Hose Group, S30 XP	2-104
Fig. 53 - Hydraulic Reservoir Group	2-106
Fig. 54 - Hydraulic Cooler and Tubes Group	2-108
Fig. 55 - Hydraulic Pumps Group, S30	2-110
Fig. 56 - Hydraulic Valve Group, S30	2-112
Fig. 57 - Hydraulic Valve Group, S30 XP	2-114
Fig. 58 - Electrical Schematic, S30	2-116
Fig. 59 - Electrical Schematic, S30 XP	2-120
Fig. 60 - Electrical Schematic, Gasoline Engine Harness	2-124
Fig. 61 - Electrical Schematic, LPG Engine Harness	2-126
Fig. 62 - Electrical Schematic, Cab Harness	2-128
Fig. 63 - Electrical Wire Harnesses Group	2-129
Fig. 64 - Label Group	2-132

Fig. 1 - Brushes, Replacement

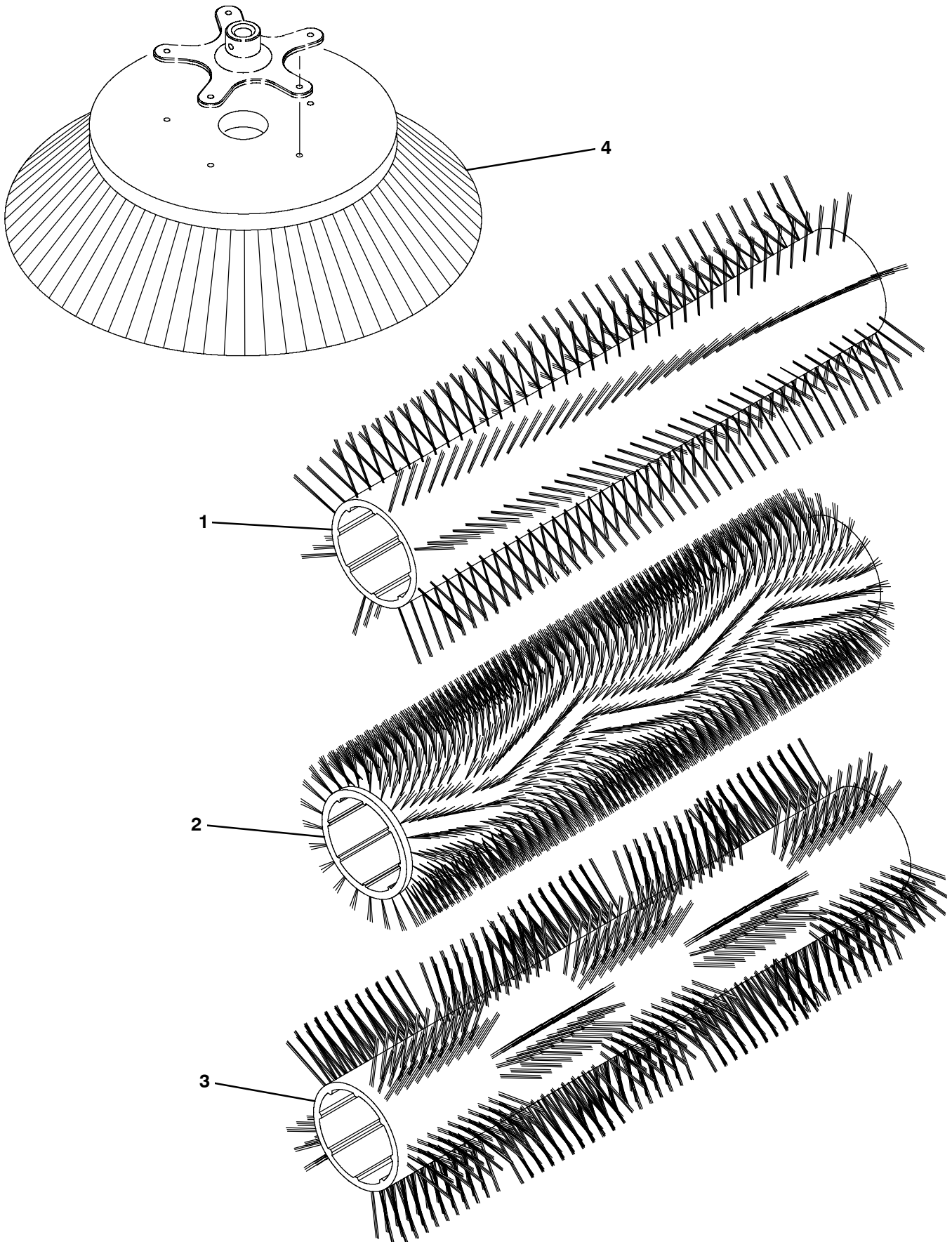


Fig. 1 - Brushes, Replacement

Ref.	Part No.	Serial Number	Description	Qty.
1	54927	(000000-) Brush, Swp, 45l, 24 Single Row, Natural Fiber & Wire	1
1	54922	(000000-) Brush, Swp, 45l, 24 Single Row, Nylon	1
1	54923	(000000-) Brush, Swp, 45l, 8 Double Row, Nylon	1
1	54925	(000000-) Brush, Swp, 45l, 8 Double Row, Polypropylene & Wire	1
1	59440	(000000-) Brush, Swp, 45l, 8 Double Row, Wire	1
1	66019	(000000-) Brush, Swp, 45l, 8 Double Row, Polypropylene	1
1	66018	(000000-) Brush, Swp, 45l, 5 Double Row Patrol, Nylon	1
2	370008	(000000-) Brush, Swp, 45l, Sand Wedge, Polypropylene	1
3	370009	(000000-) Brush, Swp, 45l, Window , Polypropylene	1
4	1027380	(000000-) Brush, Disk, Swp, 26.0 D, Polypropylene	1
4	1041102	(000000-) Brush, Disk, Swp, 26.0 D, Nylon	1
4	1042097	(000000-) Brush, Disk, Swp, 25.4 D, Flat Wire	1

Fig. 2 - Main Frame Group

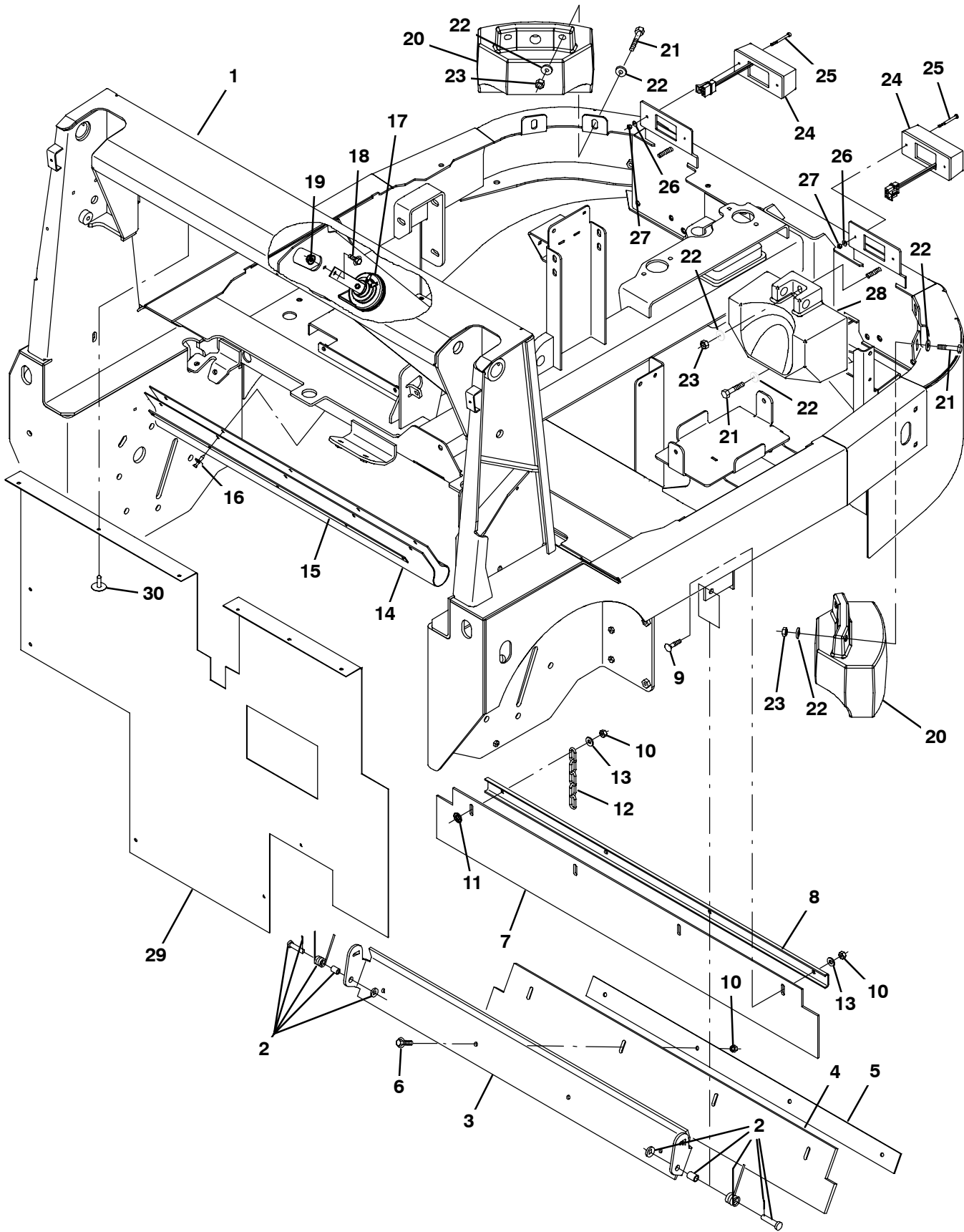


Fig. 2 - Main Frame Group

Ref.	Part No.	Serial Number	Description	Qty.
1	1028252	(000000-) Frame Wldt, Main [S30]	1
2	69904	(000000-) Spring Assy Kit	3
3	54182	(000000-) Bracket, Flap, Recirculation	1
4	54190	(000000-) Skirt, Neo, .37, 06.00w 44.65l, 04/ SI	1
5	54184	(000000-) Retainer, Blade, Deflector	1
6	1037355	(000000-) Screw, Hex, M8 X 1.25 X 35, 9.8, Sems	4
7	9004940	(000000-001312) Skirt Kit, Side / Rear [S30]	1
7	1045348	(001313-) Skirt, Neo, .18, 06.74w 50.00l, 04/ SI	1
8	383161	(000000-) Channel, .12, 1.5w 0.5 44.6l, 3/0.4h	1
9	69915	(000000-) Bolt, Carriage, M8 X 1.25 X 40	4
10	08709	(000000-) Nut, Hex, Lock, M8 X 1.25, NI	8
11	41142	(000000-) Washer, Lock, Int-Ext, 0.38	1
12	09342	(000000-) Chain, Coil, Str, 2/0, 06.9l 05 Link	1
13	32491	(000000-) Washer, Flat, 0.31, Std	4
14	1036913	(000000-) Skirt, Rbr, .12, 10.66w 43.00l, 10/ SI	1
15	1040146	(000000-) Strip, Backing, Hppr	1
16	21246	(000000-) Rivet, Plstc, .325d X 0.79	5
17	369704	(000000-) Horn, 12vdc, Dbx [Wolo]	1
18	1037346	(000000-) Screw, Hex, M8 X 1.25 X 25, 9.8, Sems	1
19	07791	(000000-) Nut, Hex, Flng, M8 X 1.25	2
20	1036819	(000000-) Weight, Counter, Casting, 79.9 Lb	2
21	16930	(000000-) Screw, Hex, M10 X 1.50 X 50, 8.8	5
22	32493	(000000-) Washer, Flat, 0.50, Std	10
23	41430	(000000-) Nut, Hex, Lock, M10 X 1.5, NI	5
24	1033578	(000000-) Taillight, 12vdc, 6.3 X 2.5	2
25	377165	(000000-) Screw, Pan, Phl, M4 X 0.70 X 60, 4.8	4
26	19065	(000000-) Washer, Flat, 08	4
27	02850	(000000-) Nut, Hex, Lock, M4 X 0.70, NI	4
28	1031503	(000000-) Weight, Counter, Casting, 72.8lb (S30 and S30XP Only)	1
29	1045224	(000000-) Skirt, Rbr	1
30	72968	(000000-) Rivet, Plstc, .250d X 0.90	12

Fig. 3 - Brush Door Group, Right

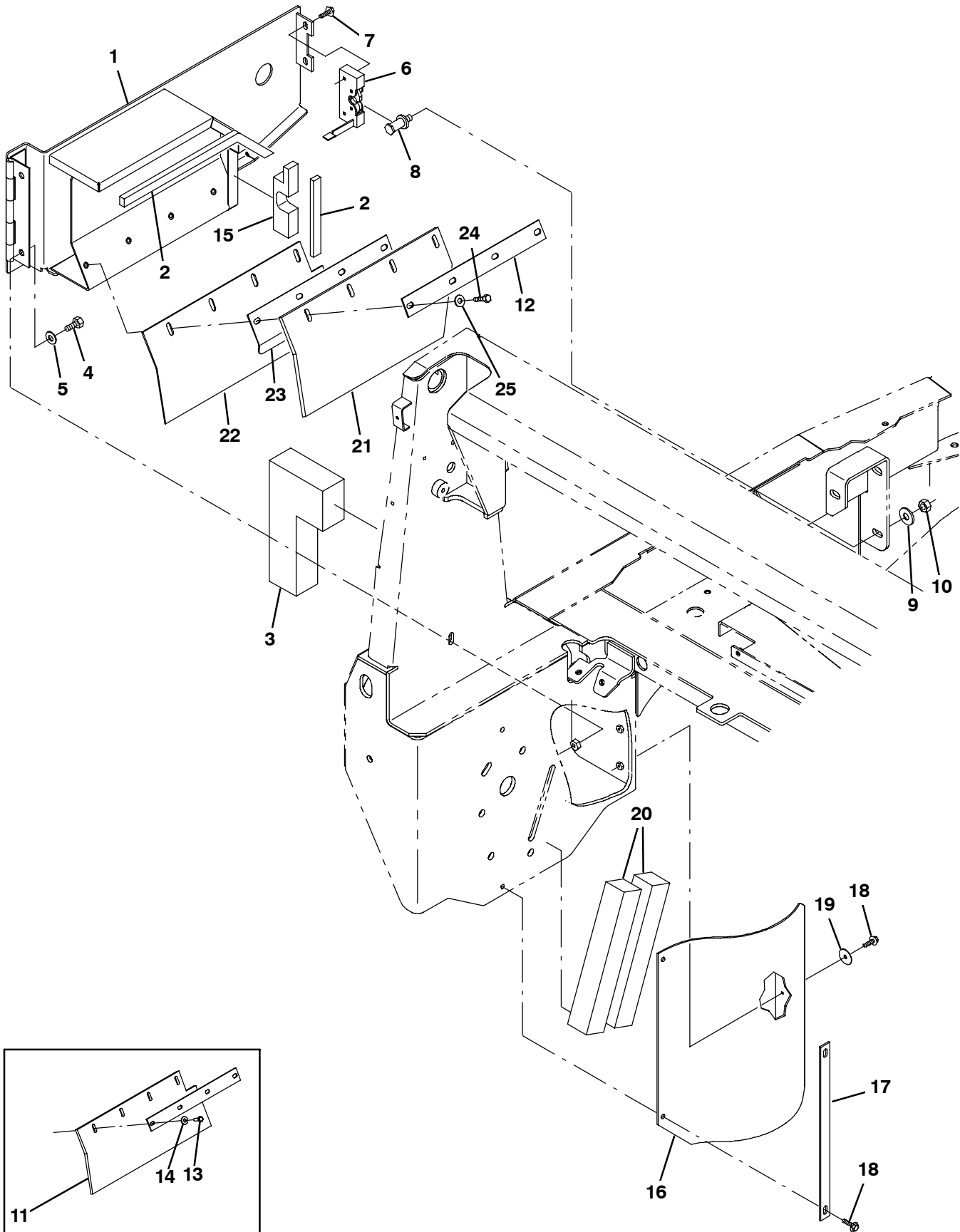


Fig. 3 - Brush Door Group, Right

Ref.	Part No.	Serial Number	Description	Qty.
1	1029580	(000000-) Door Wldt, Brush, Rh	1
2	1046428	(000000-) Seal, Afmkt, Rbr, Clsd, Adh, 02ft	2
3	1042812	(000000-) Seal, Rbr, Clsd, 2.00w 09.8l Rh	1
4	370181	(000000-) Screw, Hex, M10 X 1.50 X 25, 10.9	2
5	32492	(000000-) Washer, Flat, 0.38, Std	2
6	59195	(000000-) Latch, Hook	1
7	1036892	(000000-) Screw, Hex, M6 X 1.00 X 25, 9.8 Sems	2
8	59192	(000000-) Latch, Bolt	1
9	41619	(000000-) Washer, Flat, 0.56b 1.38d .11, Ss	1
10	07788	(000000-) Nut, Hex, Std, M12 X 1.75, Ss	1
11	9004940	(000000-001312) Skirt Kit, Side / Rear [S30]	1
12	1039320	(000000-) Retainer, Skirt, .12, 1.5w X 14.4l, Blk	1
13	09010	(000000-001312) Screw, Hex, M8 X 1.25 X 25, Ss	4
14	01685	(000000-001312) Washer, Flat, 0.38b 0.88d .08, Ss	4
15	59537	(000000-) Seal, Rbr, Clsd, 1.00, Door, Brush, Rh	1
16	1032012	(000000-) Skirt, Deflector	2
17	1033343	(000000-) Bracket, Retainer, Seal	2
18	1037345	(000000-) Screw, Hex, M6 X 1.00 X 30, 9.8, Sems	8
19	41187	(000000-) Washer, Flat, Belleville, .38	4
20	1042791	(000000-) Insulation, Acstc, 2.0, 02.0 X 12.0	2
21	1045366	(001313-) Skirt, Door, Brush	1
22	1045354	(001313-) Skirt, Door, Brush	1
23	1045352	(001313-) Bracket, Skirt	1
24	76570	(001313-) Screw, Hex, M8 X 1.25 X 30, 8.8	4
25	32491	(001313-) Washer, Flat, 0.31, Std	4

Fig. 4 - Brush Door Group, Left

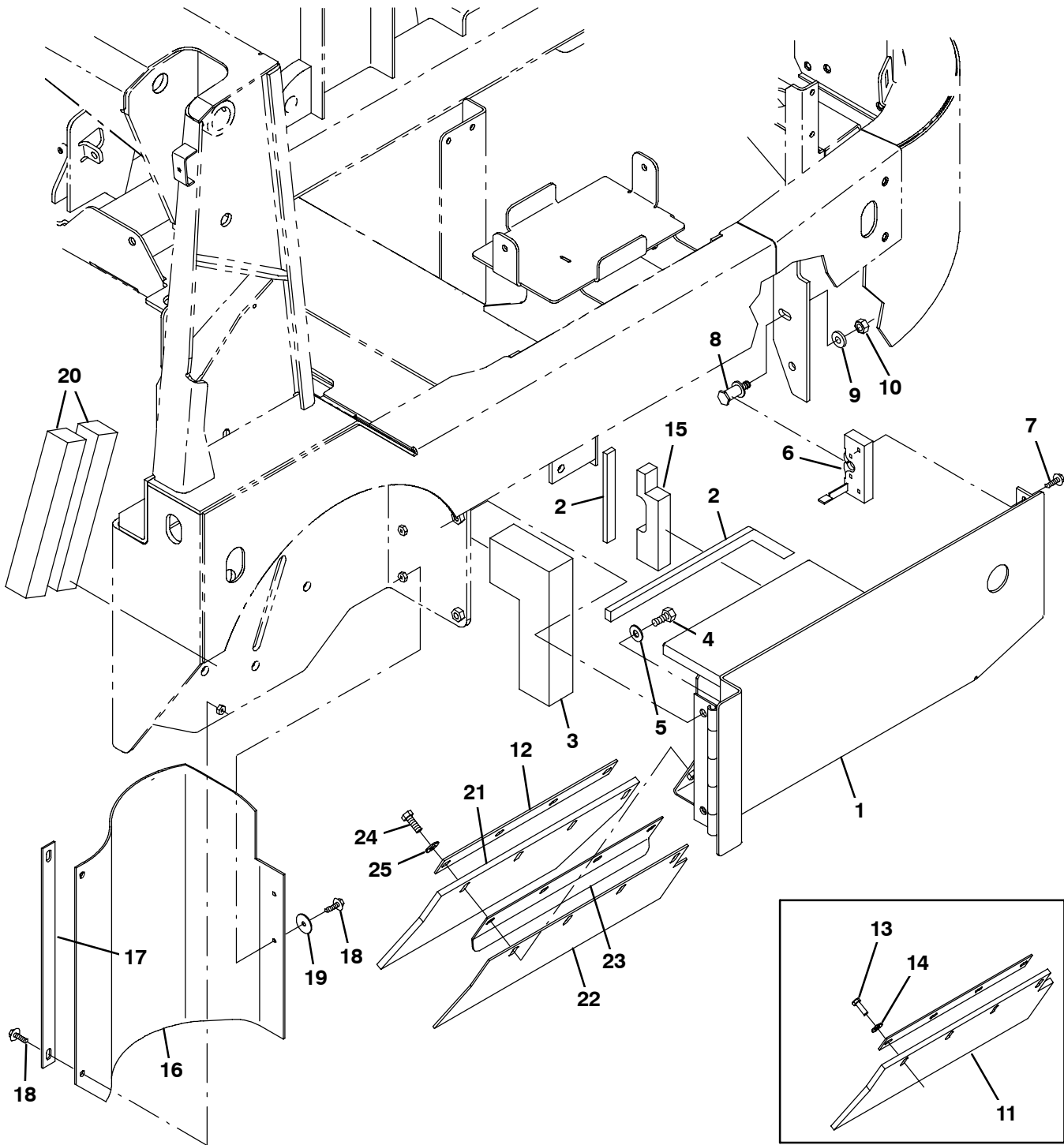


Fig. 4 - Brush Door Group, Left

Ref.	Part No.	Serial Number	Description	Qty.
1	1029801	(000000-) Door Wldt, Brush, Lh	1
2	1046428	(000000-) Seal, Afmkt, Rbr, Clsd, Adh, 02ft	2
3	1042829	(000000-) Seal, Rbr, Clsd, 2.00w 09.8l Lh	1
4	370181	(000000-) Screw, Hex, M10 X 1.50 X 25, 10.9	2
5	32492	(000000-) Washer, Flat, 0.38, Std	2
6	59194	(000000-) Latch, Hook	1
7	1036892	(000000-) Screw, Hex, M6 X 1.00 X 25, 9.8 Sems	2
8	59192	(000000-) Latch, Bolt	1
9	41619	(000000-) Washer, Flat, 0.56b 1.38d .11, Ss	1
10	07788	(000000-) Nut, Hex, Std, M12 X 1.75, Ss	1
11	9004940	(000000-001312) Skirt Kit, Side / Rear [S30]	1
12	1039320	(000000-) Retainer, Skirt, .12, 1.5w X 14.4l, Blk	1
13	09010	(000000-001312) Screw, Hex, M8 X 1.25 X 25, Ss	4
14	01685	(000000-001312) Washer, Flat, 0.38b 0.88d .08, Ss	4
15	59538	(000000-) Seal, Rbr, Clsd, 1.00, Door, Brush, Lh	1
16	1032012	(000000-) Skirt, Deflector	2
17	1033343	(000000-) Bracket, Retainer, Seal	2
18	1037345	(000000-) Screw, Hex, M6 X 1.00 X 30, 9.8, Sems	8
19	41187	(000000-) Washer, Flat, Belleville, .38	4
20	1042791	(000000-) Insulation, Acstc, 2.0, 02.0 X 12.0	2
21	1045366	(001313-) Skirt, Door, Brush	1
22	1045354	(001313-) Skirt, Door, Brush	1
23	1045352	(001313-) Bracket, Skirt	1
24	76570	(001313-) Screw, Hex, M8 X 1.25 X 30, 8.8	4
25	32491	(001313-) Washer, Flat, 0.31, Std	4

Fig. 5 - Operator Station Group

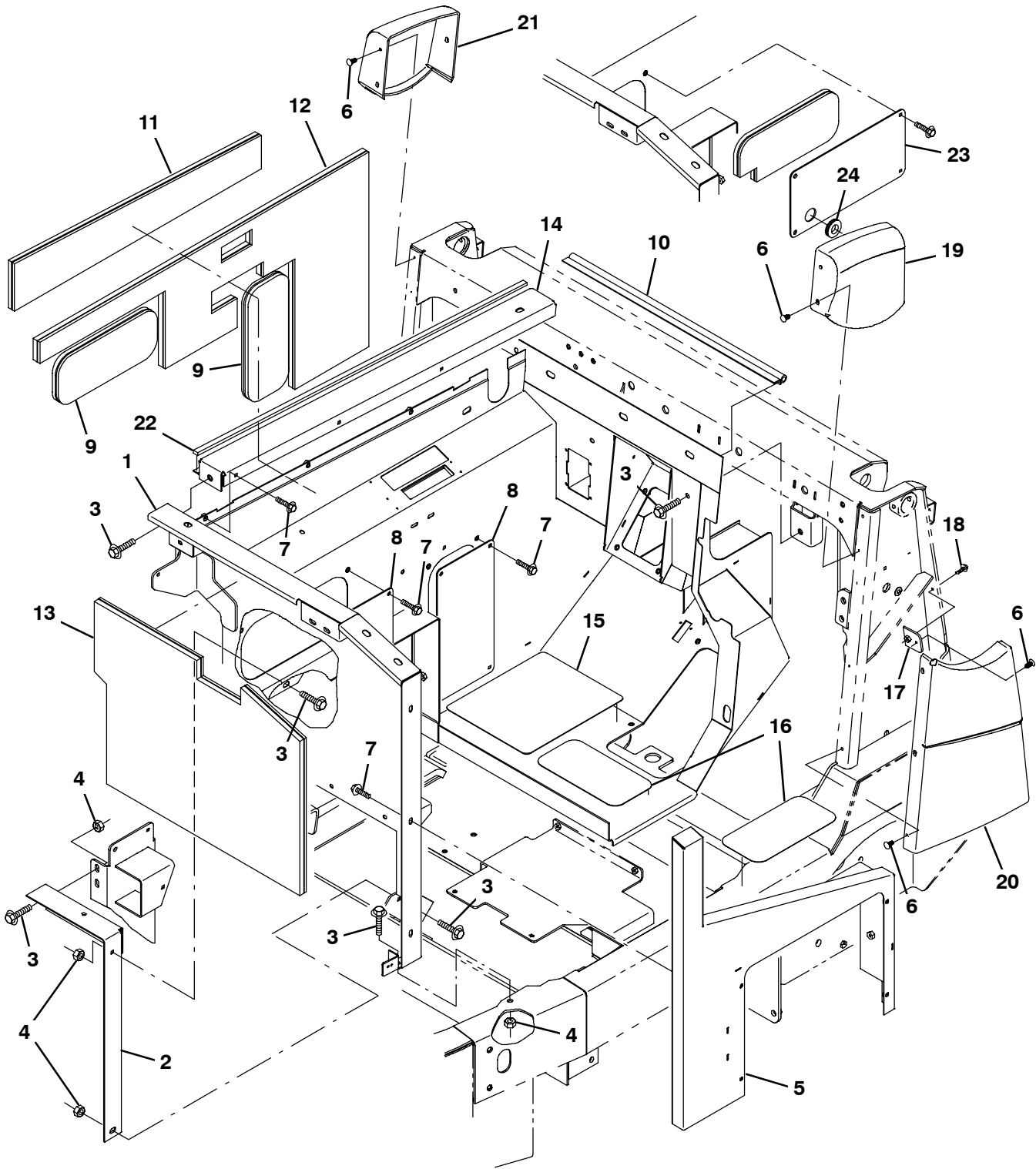


Fig. 5 - Operator Station Group

Ref.	Part No.	Serial Number	Description	Qty.
1	1033201	(000000-) Shroud Wldt, Station, Oprtr	1
2	1032315	(000000-) Channel	1
3	1037358	(000000-) Screw, Hex, M10 X 1.50 X 35, 9.8, Sems	9
4	07792	(000000-) Nut, Hex, Flng, M10 X 1.50	5
5	1036608	(000000-) Panel Wldt, Side	1
6	21168	(000000-) Clip, .250h, Plstc [Pine-Tree]	10
7	1037346	(000000-) Screw, Hex, M8 X 1.25 X 25, 9.8, Sems	14
8	1028201	(000000-) Panel, Side, Access	2
9	1038806	(000000-) Insulation, Flame-Retardant, 0.75-0.88	2
10	1038959	(000000-) Seal, Trim, Bulb, 90 Degree	1
11	1033288	(000000-) Insulation, Flame-Retardant, 0.75-0.88	1
12	1033287	(000000-) Insulation, Flame-Retardant, 0.75-0.88	1
13	1033286	(000000-) Insulation, Flame-Retardant, 0.75-0.88	1
14	1030587	(000000-) Lip, Station, Oprtr [li]	1
15	86799	(000000-) Tread, Non-Skid, 10.0w 12.0l	1
16	223350	(000000-) Tread, Non-Skid, 04.5w 10.0l	2
17	1034854	(000000-) Plate, Attmnt, Cover	1
18	1036892	(000000-) Screw, Hex, M6 X 1.00 X 25, 9.8 Sems	1
19	1039425	(000000-) Cover, Lntl, Rh	1
20	1030553	(000000-) Cover, Side, Rh	1
21	1030646	(000000-) Cover, Lntl, Lh	1
22	1046426	(000000-) Seal, Afmkt, Rbr, Clsd, Adh, 08ft	1
23	1044691	(000000-) Panel, Side, Access, Ce (CE Only)	1
24	10632-8	(000000-) Grommet, Rbr, 0.75id, F/1.3h, .12 Matl (CE Only)	1

Fig. 6 - Seat and Shroud Group

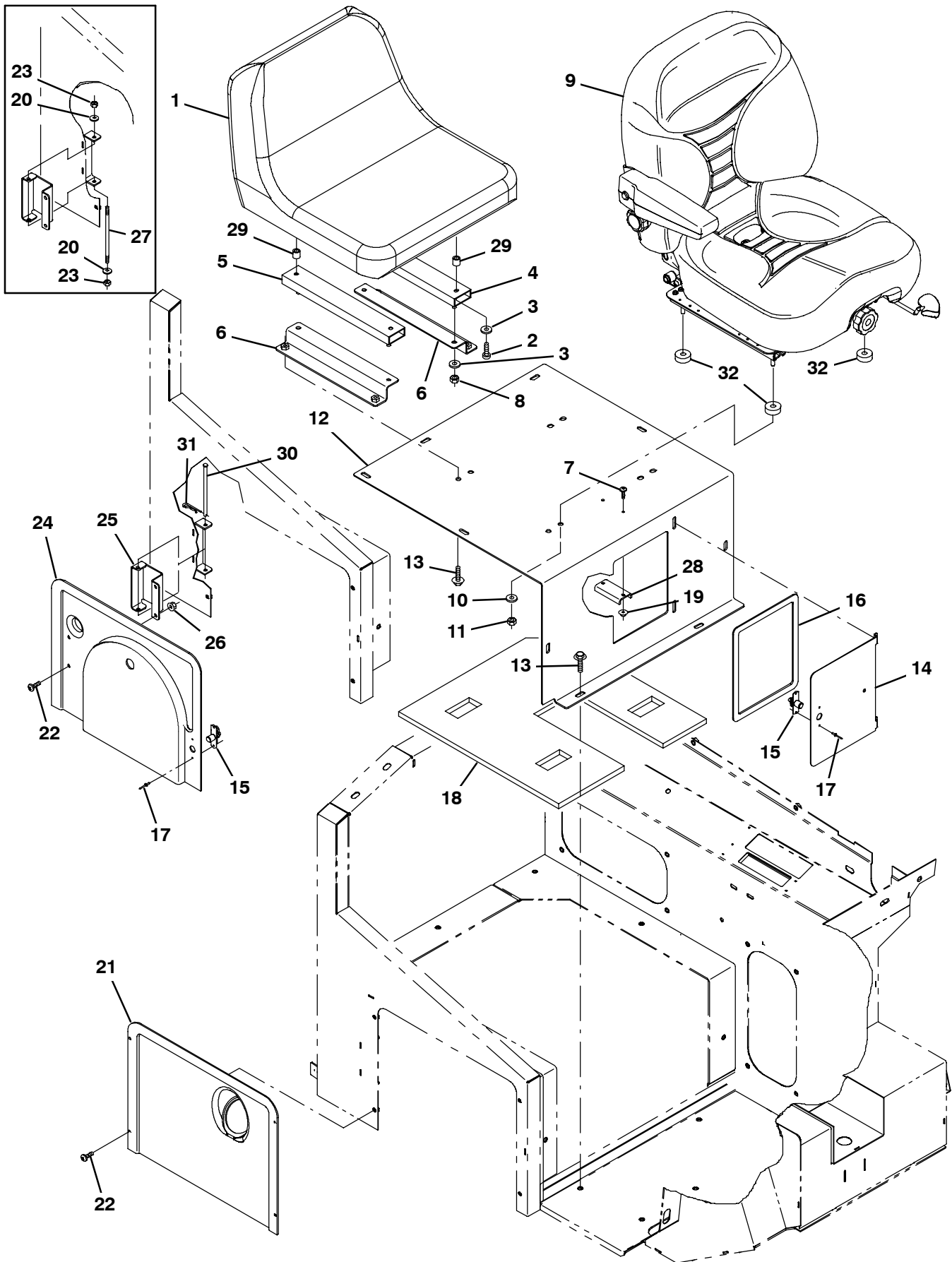


Fig. 6 - Seat and Shroud Group

Ref.	Part No.	Serial Number	Description	Qty.
1	9005082	(000000-001415)	Seat Kit, Std, Replmt (S30 Only)	1
1	1048932	(001416-	Seat, Std [Michigan, Model V-2505] (S30 Only)	1
2	25537	(000000-001415)	Screw, Pan, Phl, .31-18 X 0.75, G2	4
2	49177	(001416-	Screw, Pan, Phl, .31-18 X 1.00, G2	4
3	69461	(000000-	Washer, Flat, 0.38b 0.88d .12, Stl, PI	12
4	360369	(000000-	Track, Slide, Seat Adj, 12.5l	1
5	360370	(000000-	Track, Slide, Seat Adj, 12.5l, W/Latch	1
6	1040363	(000000-	Bracket, Angle, Mtg, Seat	2
7	06933	(000000-	Screw, Pan, Phl, M5 X 0.80 X 16, 4.8	2
8	32983	(000000-	Nut, Hex, Lock, .31-18, NI	4
9	1022105	(000000-	Seat, Suspension, W/1 Arm & Seatbelt (S30XP Only)	1
10	32491	(000000-	Washer, Flat, 0.31, Std (S30XP Only)	4
11	32983	(000000-	Nut, Hex, Lock, .31-18, NI (S30XP Only)	4
12	1036502	(000000-	Panel, Seat	1
13	1037346	(000000-	Screw, Hex, M8 X 1.25 X 25, 9.8, Sems	13
14	1036489	(000000-	Door, Access	1
15	140962	(000000-	Latch, Cmpr, Spring, Knurled Knob, PI	2
16	1036500	(000000-	Gasket, Rbr, .13, 07.87w 09.84l, Adh	1
17	87316	(000000-	Rivet, Blind, .125d X 0.32 X .25d, Alm	4
18	1033291	(000000-	Insulation, Flame-Retardant, 1.00	1
19	07789	(000000-	Nut, Hex, Flng, M5 X 0.80	2
20	32483	(000000-001463)	Washer, Flat, 0.25, Sae	2
21	9004524	(000000-	Cover, Gas, W/ Label, Replmt	1
22	1045525	(000000-	Screw, Pan, Phl, M6 X 1.00 X 12, Blk	6
23	13513	(000000-001463)	Nut, Hex, Lock, .25-28, NI	2
24	1040281	(000000-	Cover, Lpg	1
25	1042073	(000000-	Hinge	1
26	08708	(000000-	Nut, Hex, Lock, M6 X 1.00, NI	2
27	81991	(000000-001463)	Rod, Thrd, 2 End, .25-28 06.0l	1
28	63378	(000000-	Magnet, Drive Brush	1
29	1051052	(001416-	Spacer, Rnd, .38b .88d .38l	4
30	1048950	(001464-	Pin, Clevis, 0.25d X 5.25l	1
31	08085	(001464-	Pin, Cotter, Hair, 0.31d .058 Wir	1
32	1048261	(000000-	Spacer, 0.32d, 1.00d, 0.38l, PI (CE Only)	4

Fig. 7 - Engine Cover Group, Rear

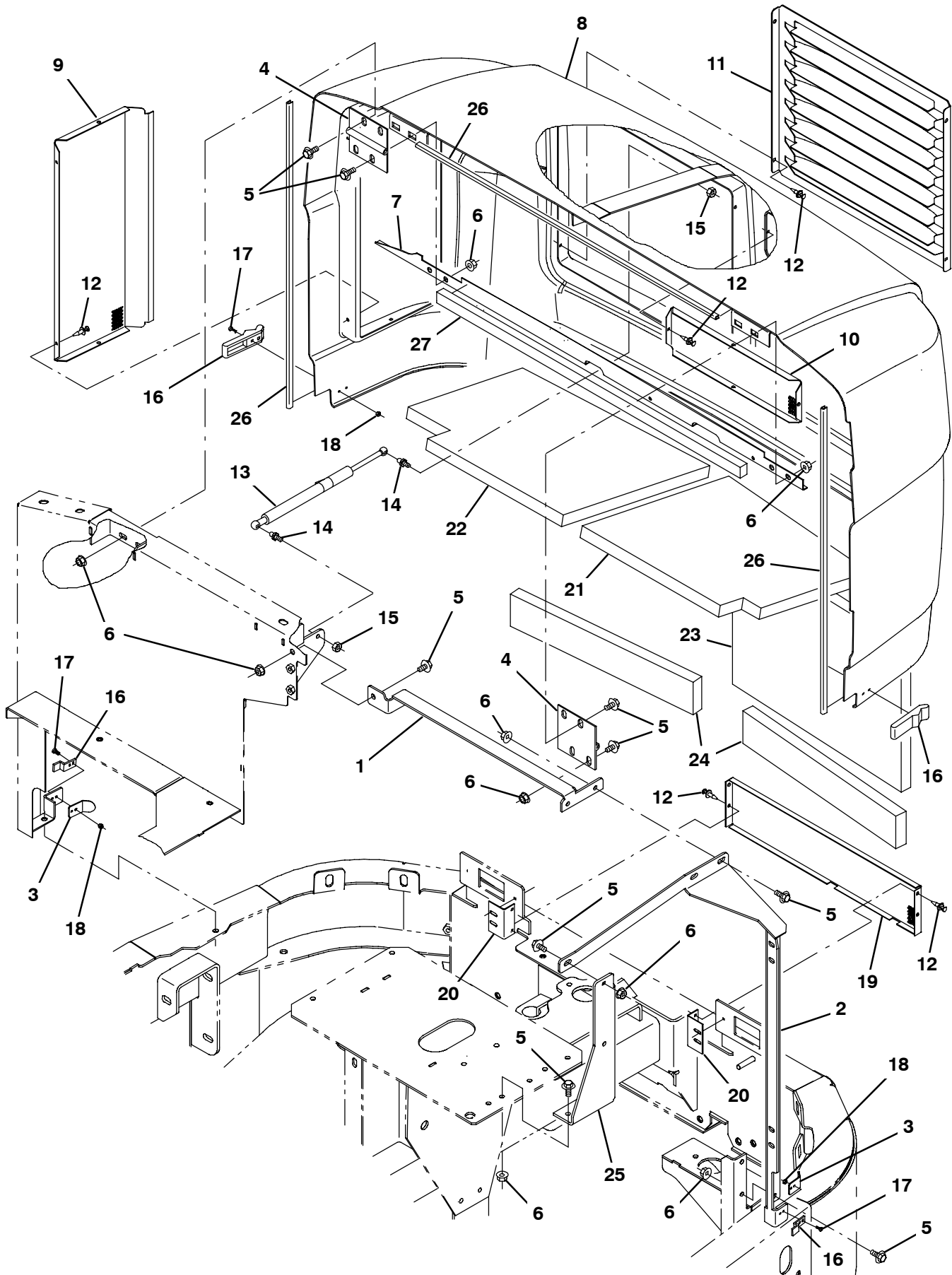


Fig. 7 - Engine Cover Group, Rear

Ref.	Part No.	Serial Number	Description	Qty.
1	1043760	(000000-) Angle, Sppt Wldt, Hinge	1
2	1043762	(000000-) Brace Wldt	1
3	1034864	(000000-) Angle, Guide	2
4	1032147	(000000-) Hinge, .25pin .12 4.0w 04.0l, 4/.44sl	2
5	1037346	(000000-) Screw, Hex, M8 X 1.25 X 25, 9.8, Sems	14
6	07791	(000000-) Nut, Hex, Flng, M8 X 1.25	14
7	1034358	(000000-) Strip, Seal	1
8	1033607	(000000-) Cover Assy, Rear	1
9	1034254	(000000-) Grill, Eng	1
10	1032894	(000000-) Grill, Cooler, Oil	1
11	1043996	(000000-) Grill, Rear	1
12	1040816	(000000-) Rivet, Plstc, .250d X 0.90	16
13	1036513	(000000-) Gasspring, 072lb, 06.2strk	1
14	58494	(000000-) Stud, Ball, .39d .31-16, Gasspring	2
15	01760	(000000-) Nut, Hex, Lock, .31-18, NI, Thin	2
16	49800	(000000-) Latch	2
17	06927	(000000-) Screw, Pan, Phl, M4 X 0.70 X 16, 4.8	8
18	02850	(000000-) Nut, Hex, Lock, M4 X 0.70, NI	8
19	1032962	(000000-) Grill	1
20	1034378	(000000-) Bracket, Grill	2
21	1035807	(000000-) Insulation, Flame-Retardant, 1.00	1
22	1035808	(000000-) Insulation, Flame-Retardant, 1.00	1
23	1035809	(000000-) Insulation, Flame-Retardant, 1.00	1
24	1035810	(000000-) Insulation, Flame-Retardant, 1.00	2
25	1043751	(000000-) Bracket, Mtg, Air-Clnr	1
26	1046406	(000000-) Molding, Afmkt, Trim, Pvc, .18 .31, 08ft	3
27	1046413	(000000-) Seal, Afmkt, Rbr, Open, Adh, 03ft	1

Fig. 8 - Engine Cover Group, Top

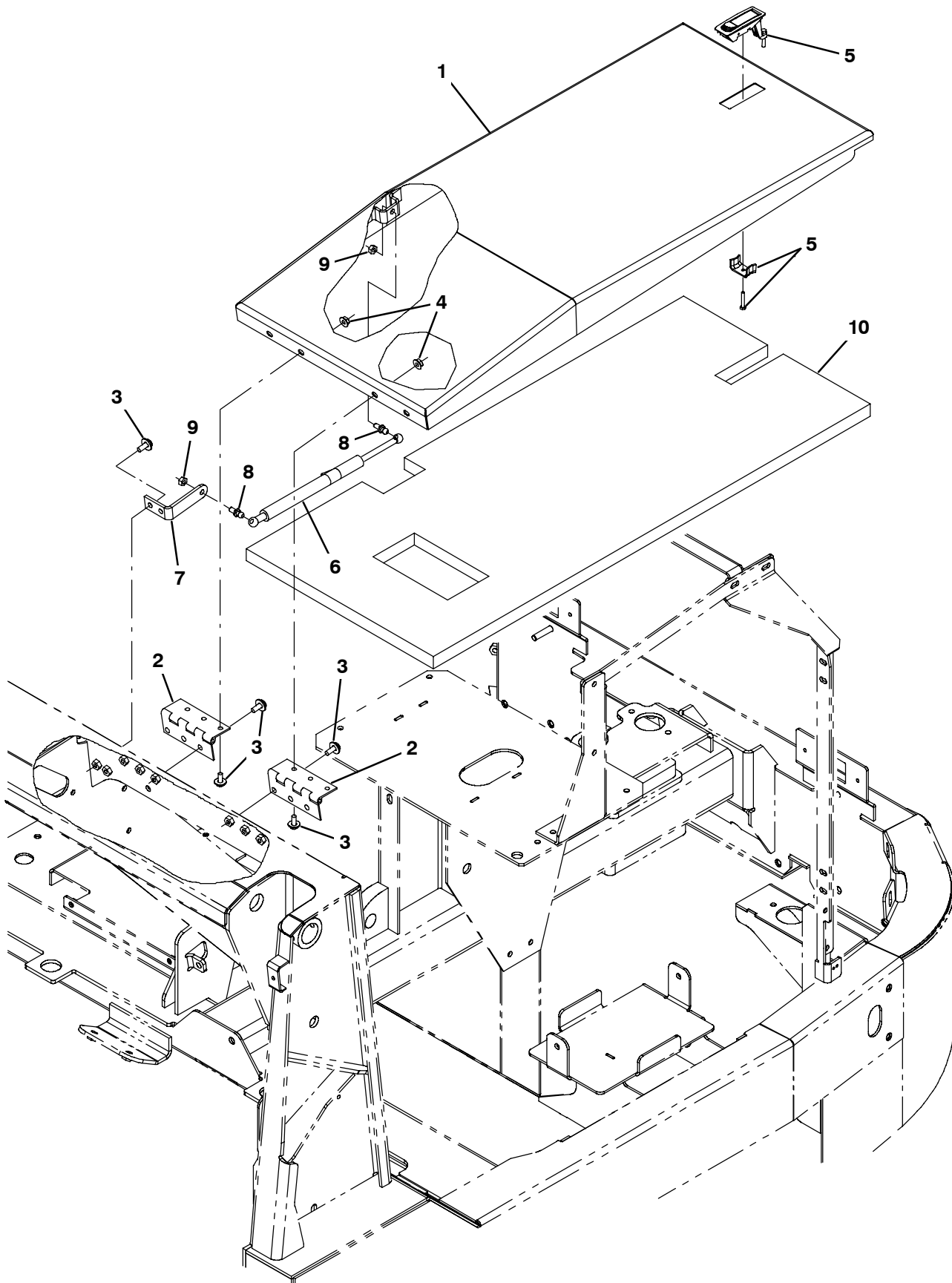


Fig. 8 - Engine Cover Group, Top

Ref.	Part No.	Serial Number	Description	Qty.
1	1032416	(000000-) Cover Wldt, Top	1
2	74040	(000000-) Hinge	2
3	1037346	(000000-) Screw, Hex, M8 X 1.25 X 25, 9.8, Sems	10
4	07791	(000000-) Nut, Hex, Flng, M8 X 1.25	4
5	398806	(000000-) Latch	1
6	1036513	(000000-) Gasspring, 072lb, 06.2strk	1
7	1032193	(000000-) Angle, Mtg, Stl, .19 2.3 3.7 01.0l 3hole	1
8	58494	(000000-) Stud, Ball, .39d .31-16, Gasspring	2
9	01760	(000000-) Nut, Hex, Lock, .31-18, NI, Thin	2
10	1035811	(000000-) Insulation, Flame-Retardant, 1.0	1

Fig. 9 - Engine Cover Group, Side

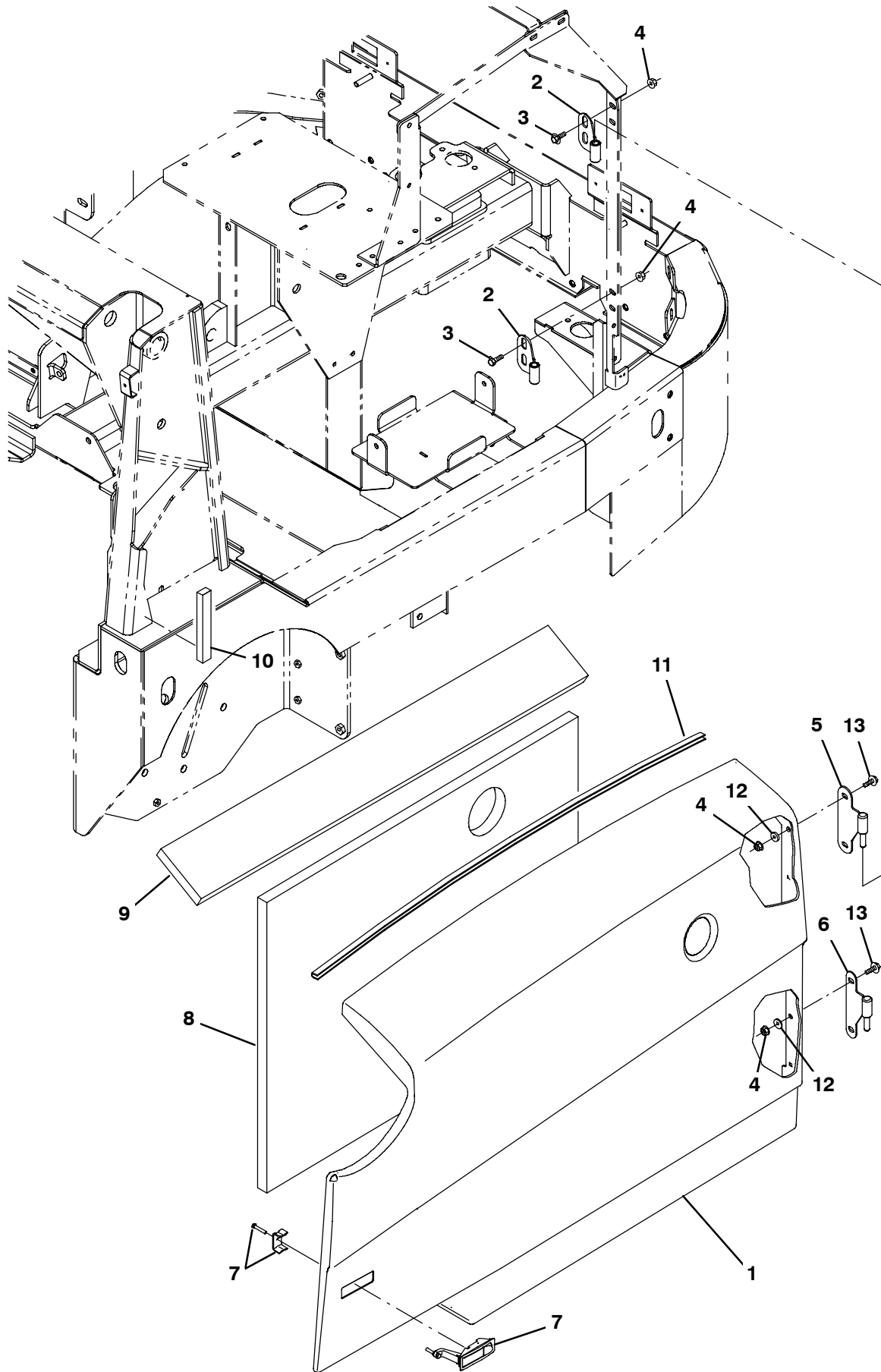


Fig. 9 - Engine Cover Group, Side

Ref.	Part No.	Serial Number	Description	Qty.
1	1029183	(000000-) Cover, Side, Lh	1
2	1025196	(000000-) Hinge Wldt, Shrd, Lh	2
3	1037346	(000000-) Screw, Hex, M8 X 1.25 X 25, 9.8, Sems	4
4	07791	(000000-) Nut, Hex, Flng, M8 X 1.25	8
5	1031641	(000000-) Hinge Wldt, Shrd, Lh	1
6	1040707	(000000-) Hinge Wldt, Shrd, Lower Lh	1
7	398806	(000000-) Latch	1
8	1035812	(000000-) Insulation, Flame-Retardant, 1.00	1
9	1035815	(000000-) Insulation, Flame-Retardant, 1.00	1
10	1046418	(000000-) Seal, Afmkt, Rbr, Open, Adh, 01ft	1
11	1046406	(000000-) Molding, Afmkt, Trim, Pvc, .18 .31, 08ft	1
12	32491	(000000-) Washer, Flat, 0.31, Std	4
13	1037354	(000000-) Screw, Hex, M8 X 1.25 X 30, 9.8, Sems	4

Fig. 10 - Instrument Panel Group, S30

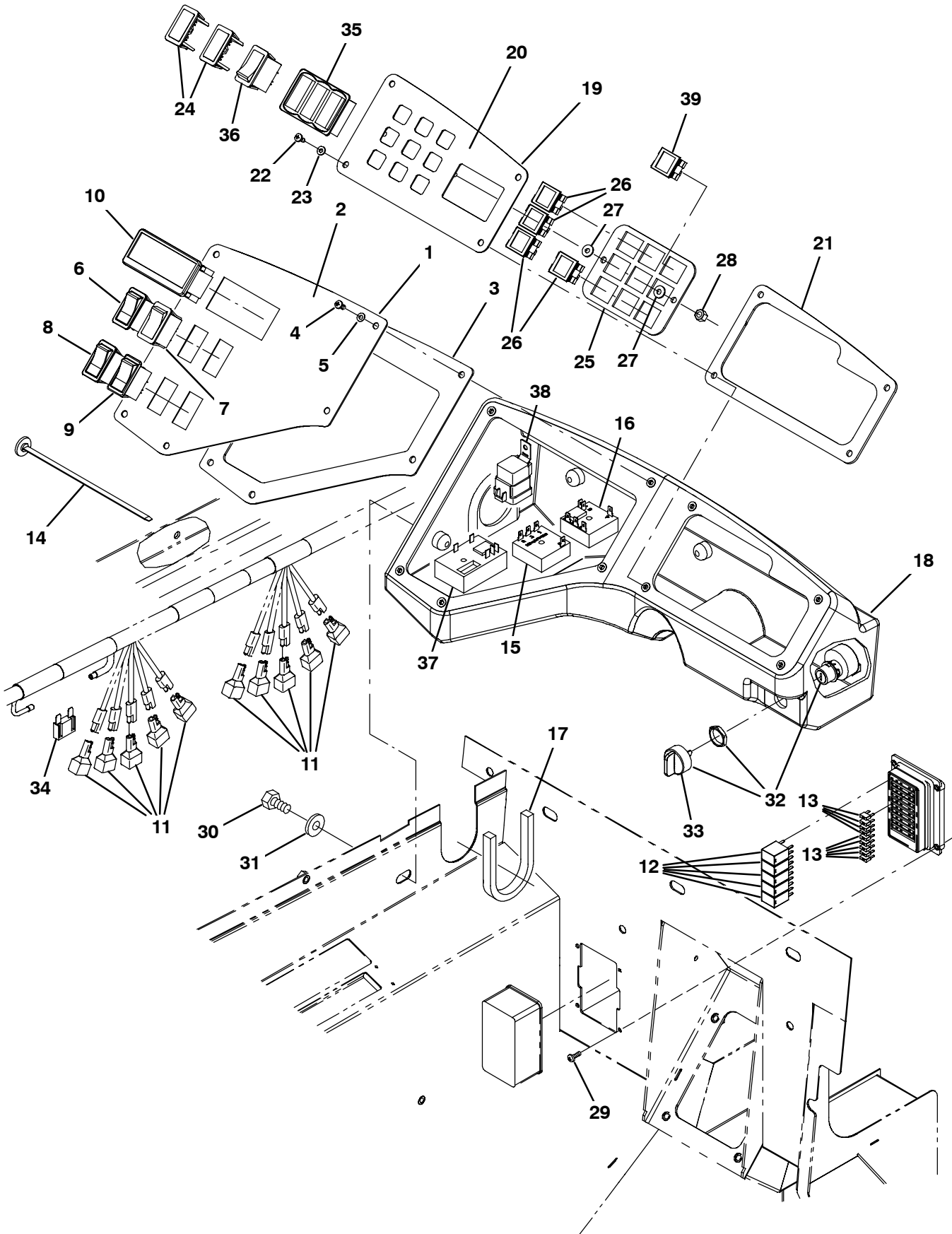


Fig. 10 - Instrument Panel Group, S30

Ref.	Part No.	Serial Number	Description	Qty.
▽	9004529	(000000-) Panel Assy, Instmt, Basic, Replmt	1
▲	1 1031683	(000000-) Panel, Instrument, Basic	1
▲	2 1033884	(000000-) Label, Panl, Instmt, Basic	1
▲	3 1031211	(000000-) Gasket, Panel, Instmt	1
▲	4 1045487	(000000-) Screw, Pan, Phl, M5 X 0.80 X 16, Blk	5
▲	5 1012615	(000000-) Washer, Flat, 0.19b 0.44d .03, Nyl, Blk	5
	6 377084	(000000-) Switch, Rocker, Prgrsv	1
	7 398528	(000000-) Switch, Rocker, Dpdt, On / Off / Mom	1
	8 398508	(000000-) Switch, Rocker, Dpdt, Mom / Off / Mom	1
	9 397889	(000000-) Switch, Rocker, Dpst, On / None / On	1
	10 1028750	(000000-) Indicator, Ele, [Multi-Display]	1
	11 222290	(000000-) Diode, Ele, Plug	10
	12 1028832	(000000-) Relay, 12vdc, 35a, Spdt [Micro 280]	5
	13 1030985	(000000-) Fuse, Blade, 15a, 32v [Mini]	9
	14 1041873	(000000-) Fastener, Wire, Tie [Button Head]	2
	15 34816	(000000-) Timer, 12vdc, 30sec On	1
	16 1030813	(000000-) Timer, 12vdc, 6sec Spcl [Tosr116]	1
	17 1035153	(000000-) Gasket, Harness	1
	18 1035507	(000000-) Box, Instrument, li, Trimmed	1
▽	9004528	(000000-) Panel Assy, Switch, Replmt	1
▲	19 1033771	(000000-) Panel, Switch li	1
▲	20 1033883	(000000-) Label, Panl, Instmt, Rh	1
▲	21 1031664	(000000-) Gasket, Panel, Switch	1
▲	22 1045487	(000000-) Screw, Pan, Phl, M5 X 0.80 X 16, Blk	4
▲	23 1012615	(000000-) Washer, Flat, 0.19b 0.44d .03, Nyl, Blk	4
	24 398501	(000000-) Plug, Hole, Rt, Rocker Switch, .87 X 1.7	2
	25 1033760	(000000-) Panel, Light	1
	26 361075	(000000-) Light, Panl, 14vdc, 1.1 X 1.0	4
	27 19066	(000000-) Washer, Flat, 10	1
	28 08708	(000000-) Nut, Hex, Lock, M6 X 1.00, NI	2
	29 39239	(000000-) Screw, Pan, Phl, 10-32 X 0.50, G2, Blk	4
	30 06960	(000000-) Screw, Hex, M10 X 1.5 X 16, 8.8	4
	31 32485	(000000-) Washer, Flat, 0.38, Sae	4
▽	32 1028790	(000000-) Switch, Key, 4 Pos [Honeywell]	1
▲	33 9004545	(000000-) Key, Ignition	1
	34 394922	(000000-) Fuse, Blade, 060a [Maxi]	1
	35 1029951	(000000-) Bezel, Switch [3 Gang]	1
	36 377084	(000000-) Switch, Rocker, Prgrsv	1
	37 1046893	(000000-) Timer, 12vdc, 10a [Ce Seat Switch] (CE Only)	1
	38 56186	(000000-) Relay, 12vdc, 040a, Spdt No (CE Only)	1
	39 361075	(000000-) Light, Panl, 14vdc, 1.1 X 1.0 (CE Only)	1

Fig. 11 - Instrument Panel Group, S30 XP

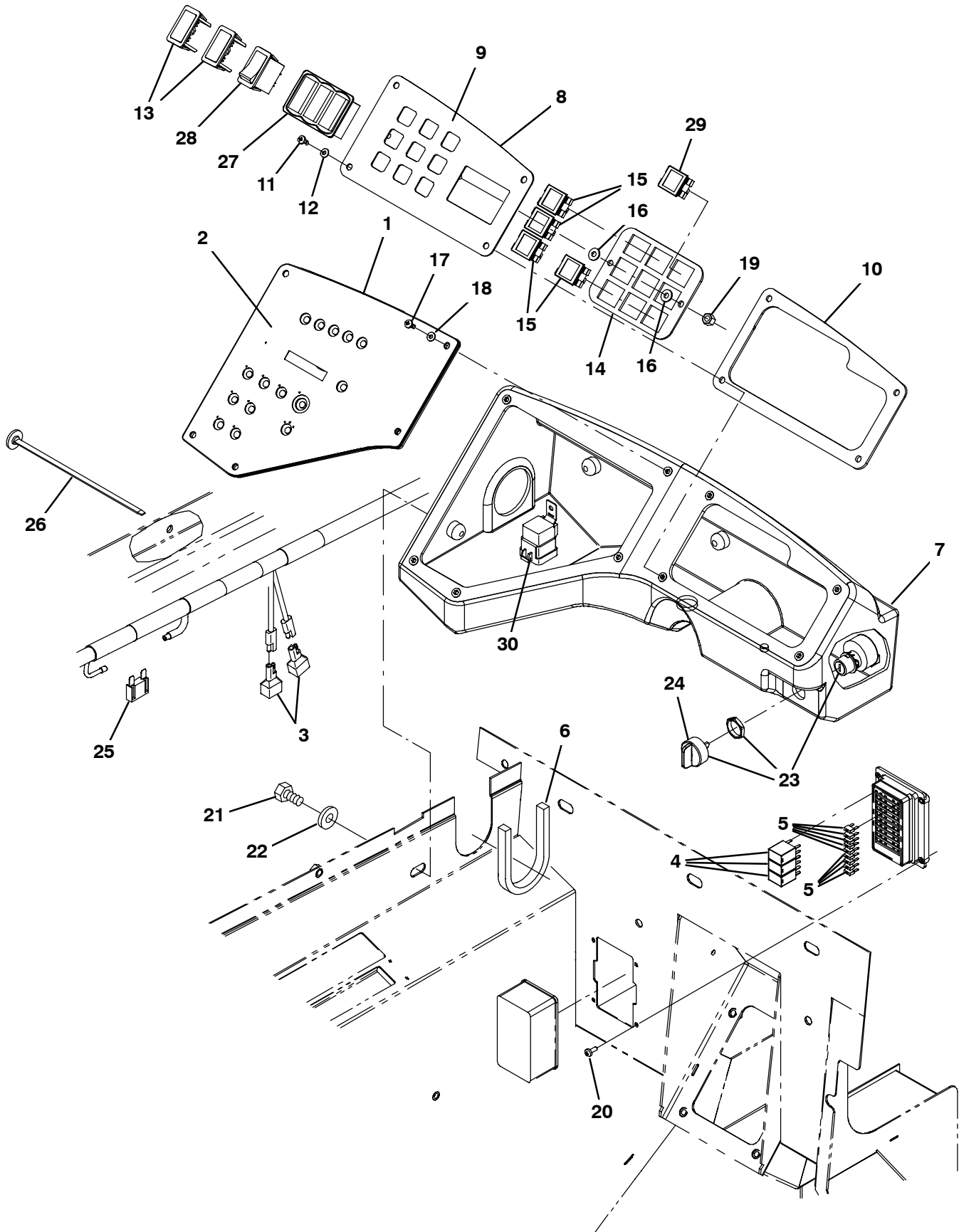


Fig. 11 - Instrument Panel Group, S30 XP

Ref.	Part No.	Serial Number	Description	Qty.	
1	9004513	(000000-) Panel Kit, Replmt [S30]	1	
2	9004325	(000000-) Panel Kit, Label, Replmt [S30]	1	
3	222290	(000000-) Diode, Ele, Plug	2	
4	1028832	(000000-) Relay, 12vdc, 35a, Spdt [Micro 280]	3	
5	1030985	(000000-) Fuse, Blade, 15a, 32v [Mini]	9	
6	1035153	(000000-) Gasket, Harness	1	
7	1035507	(000000-) Box, Instrument, li, Trimmed	1	
▽	9004528	(000000-) Panel Assy, Switch, Replmt	1	
▲	8	1033771	(000000-) Panel, Switch li	1
▲	9	1033883	(000000-) Label, Panl, Instmt, Rh	1
▲	10	1031664	(000000-) Gasket, Panel, Switch	1
▲	11	1045487	(000000-) Screw, Pan, Phl, M5 X 0.80 X 16, Blk	4
▲	12	1012615	(000000-) Washer, Flat, 0.19b 0.44d .03, Nyl, Blk	4
13	398501	(000000-) Plug, Hole, Rt, Rocker Switch, .87 X 1.7	2	
14	1033760	(000000-) Panel, Light	1	
15	361075	(000000-) Light, Panl, 14vdc, 1.1 X 1.0	4	
16	19066	(000000-) Washer, Flat, 10	1	
17	1045487	(000000-) Screw, Pan, Phl, M5 X 0.80 X 16, Blk	5	
18	1012615	(000000-) Washer, Flat, 0.19b 0.44d .03, Nyl, Blk	5	
19	08708	(000000-) Nut, Hex, Lock, M6 X 1.00, NI	2	
20	39239	(000000-) Screw, Pan, Phl, 10-32 X 0.50, G2, Blk	4	
21	06960	(000000-) Screw, Hex, M10 X 1.5 X 16, 8.8	4	
22	32485	(000000-) Washer, Flat, 0.38, Sae	4	
▽	23	1028790	(000000-) Switch, Key, 4 Pos [Honeywell]	1
▲	24	9004545	(000000-) Key, Ignition	1
25	394922	(000000-) Fuse, Blade, 060a [Maxi]	1	
26	1041873	(000000-) Fastener, Wire, Tie [Button Head]	2	
27	1029951	(000000-) Bezel, Switch [3 Gang]	1	
28	377084	(000000-) Switch, Rocker, Prgrsv	1	
29	361075	(000000-) Light, Panl, 14vdc, 1.1 X 1.0 (CE Only)	1	
30	56186	(000000-) Relay, 12vdc, 040a, Spdt No (CE Only)	1	

Fig. 12 - Steering Group

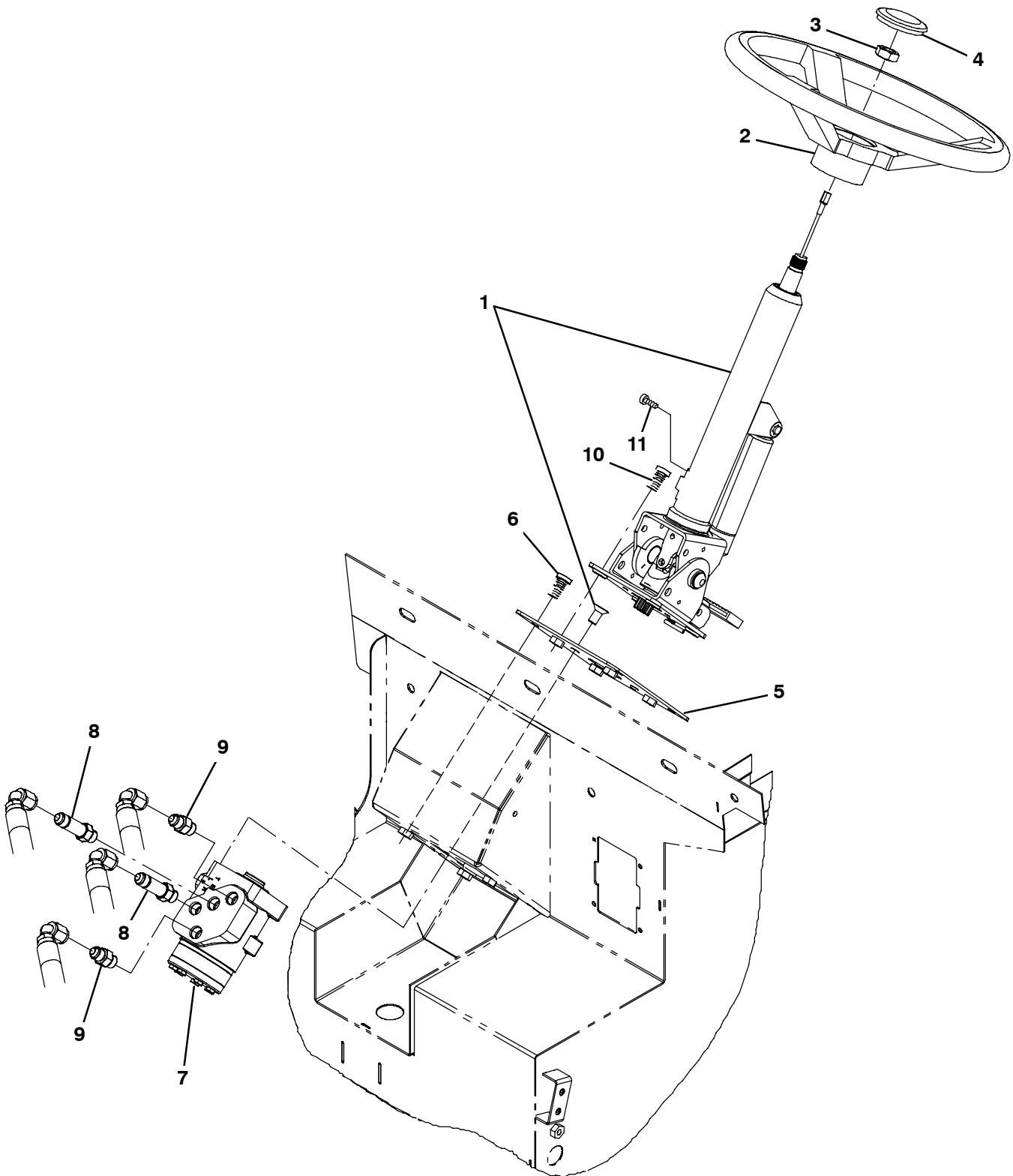


Fig. 12 - Steering Group

	Ref.	Part No.	Serial Number	Description	Qty.
▽	1	1031621	(000000-) Column, Steering, Tilt	1
▲		1040962	(000000-) Bolt Kit, M10 X 1.50 X 16, Thin	1
	2	768481	(000000-) Wheel, Steering, 14.3d 0.81b 36tooth	1
	3	56185	(000000-) Nut, Hex, Jam, M20 X 1.5	1
	4	1024478	(000000-) Button, Cntrl, Horn	1
	5	1034803	(000000-) Plate, Mtg, Steer-Control	1
	6	49609	(000000-) Screw, Soc, M8 X 1.25 X 16, 12.9	4
	7	1024260	(000000-) Steer-Control, Hyd05, 06.1 2030 (See Breakdowns)	1
	8	59577	(000000-) Fitting, Hyd, Str, Jm06/Om06, Long	2
	9	56690	(000000-) Fitting, Hyd, Str, Jm06/Om06	2
	10	39309	(000000-) Screw, Soc, M10 X 1.50 X 25, 12.9	4
	11	06926	(000000-) Screw, Pan, Phl, M4 X 0.70 X 10, 4.8	1

STANDARD PARTS

Fig. 13 - Engine and Mount Group, Gas/LPG

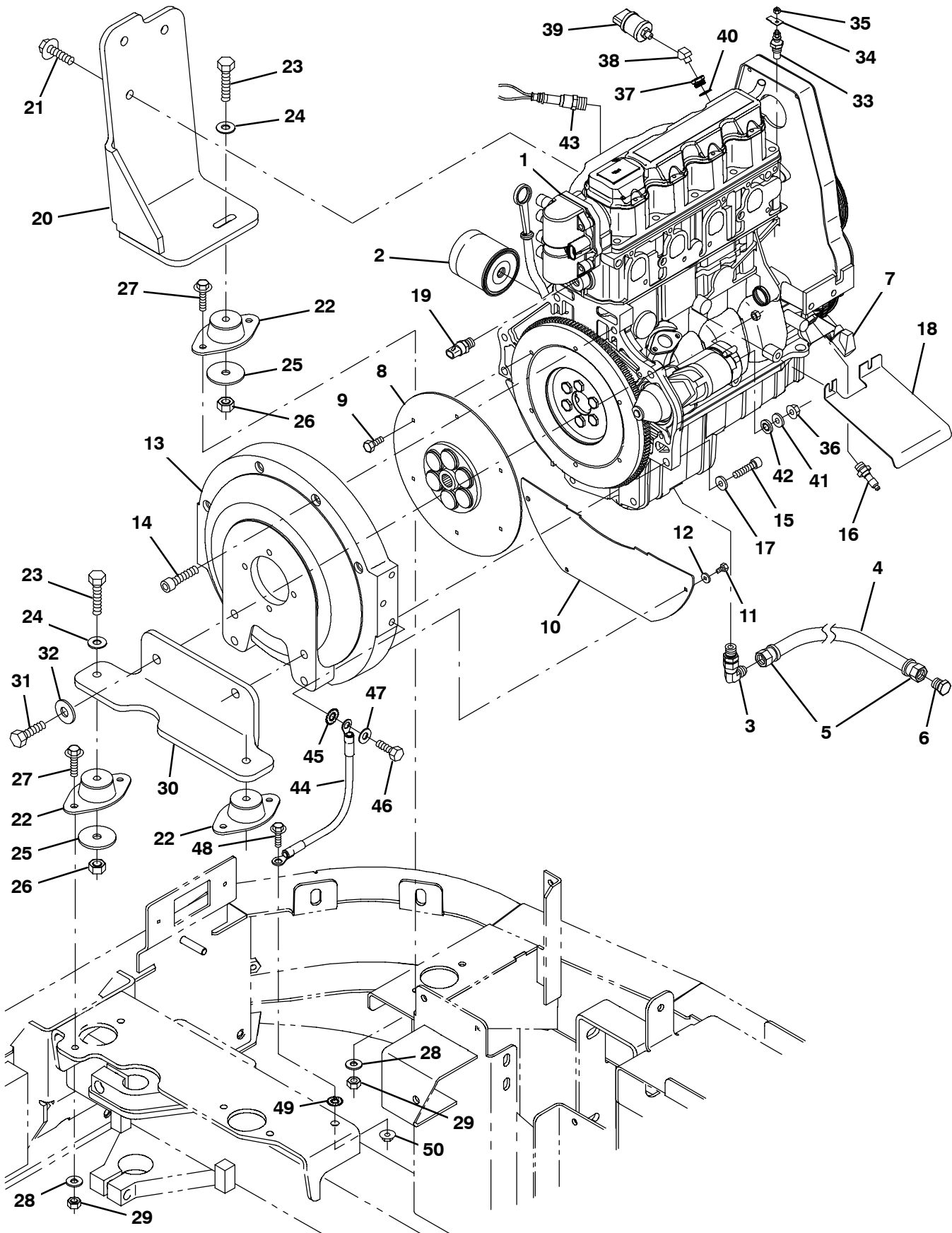


Fig. 13 - Engine and Mount Group, Gas/LPG

Ref.	Part No.	Serial Number	Description	Qty.
▽	1	372862	(000000-) Engine, Block, Long [Gm1.6] (See Engine Breakdown)	1
▲	2	371972	(000000-) Element, Fltr, Oil, Eng, Spin-On	1
	3	372541	(000000-) Fitting, E90, M14 X .56	1
	4	371855	(000000-) Hose, Hyd, 26.0l	1
	5	371876	(000000-) Fitting, End, Hose	2
	6	371890	(000000-) Fitting, Pipe, Plug	1
	7	372002	(000000-) Sensor, Position, Cshft	1
	8	371866	(000000-) Coupling, Drive, 13t	1
	9	372554	(000000-) Screw, Hex, M07-1.00 X 23.0, 8.8	6
	10	371868	(000000-) Cover, Hsng, Flywheel	1
	11	19315	(000000-) Screw, Hex, .25-20 X 0.50, G5	4
	12	32490	(000000-) Washer, Flat, 0.25, Std	4
	13	371869	(000000-) Housing, Pump	1
	14	371870	(000000-) Screw, Soc, M12 X 1.75 X 55, 10.9	4
	15	10832	(000000-) Screw, Soc, .38-16 X 1.50, Al	2
	16	371996	(000000-) Switch, Indicator, Oil Press	1
	17	371877	(000000-) Washer, Flat, 0.38, Hardened	2
	18	372556	(000000-) Shield, Starter [1.6l]	1
	19	372953	(000000-) Sensor, Temp, Coolant	1
	20	1026540	(000000-) Plate, Mtg, Eng	1
	21	1037358	(000000-) Screw, Hex, M10 X 1.50 X 35, 9.8, Sems	3
	22	1029018	(000000-) Isolator, Vib, Flng, 1.3h .4b 2/.34h	3
	23	06963	(000000-) Screw, Hex, M10 X 1.50 X 60, 8.8	3
	24	32492	(000000-) Washer, Flat, 0.38, Std	3
	25	58228	(000000-) Washer, Flat, 0.44b 2.00d .12, Stl, Pl	3
	26	41430	(000000-) Nut, Hex, Lock, M10 X 1.5, NI	3
	27	1037354	(000000-) Screw, Hex, M8 X 1.25 X 30, 9.8, Sems	6
	28	32491	(000000-) Washer, Flat, 0.31, Std	6
	29	08709	(000000-) Nut, Hex, Lock, M8 X 1.25, NI	6
	30	1026600	(000000-) Bracket, Mtg, Eng	1
	31	39810	(000000-) Screw, Hex, .50-13 X 1.25, G5	2
	32	32493	(000000-) Washer, Flat, 0.50, Std	2
	33	58592	(000000-) Send-Unit, Water, Temp,04npt[113oh/195d]	1
	34	68106	(000000-) Terminal, Tab, .25 .19h .84l	1
	35	50335	(000000-) Nut, Hex, Std, M5 X 0.80, 8	1
	36	41361	(000000-) Nut, Hex, Std, M8 X 1.25, Brs	1
	37	1031439	(000000-) Fitting, Pipe, Bshg, M18 X 1.5	1
	38	24976	(000000-) Fitting, Brs, E45, Pf02/Pm02	1
	39	79399	(000000-) Switch, Press, 0006psi Dpdt	1
	40	385029	(000000-) Gasket, Plug, Relief Valve,Oil Press	1
	41	39349	(000000-) Washer, Flat, 0.31, Sae	1
	42	32984	(000000-) Washer, Lock, Int, 0.31	1
	43	1028559	(000000-) Sensor, Oxygen [Gm 1.6l/3.0l 2007]	1
	44	57773	(000000-) Cable, 06ga 13.0l Blk	1
	45	41142	(000000-) Washer, Lock, Int-ext, 0.38	1
	46	21196	(000000-) Screw, Hex, .38-16 X 0.88, G5	1
	47	32485	(000000-) Washer, Flat, 0.38, Sae	1
	48	1036892	(000000-) Screw, Hex, M6 X 1.00 X 25, 9.8 Sems	1
	49	41140	(000000-) Washer, Lock, Int-ext, 0.25	1
	50	07790	(000000-) Nut, Hex, Flng, M6 X 1.00	1

Fig. 14 - Engine EFI Group, Gas

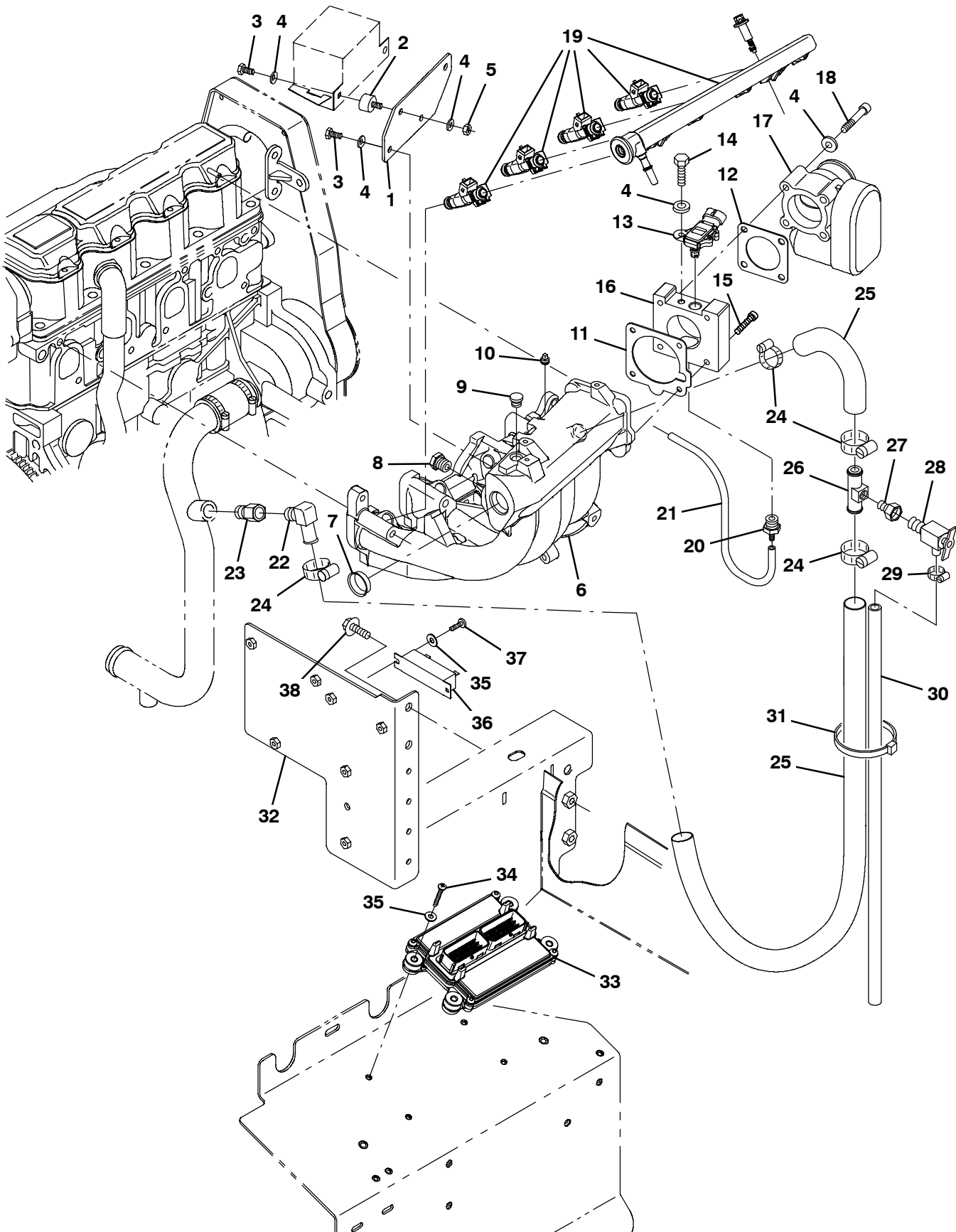


Fig. 14 - Engine EFI Group, Gas

Ref.	Part No.	Serial Number	Description	Qty.	
1	1031312	(000000-) Plate, Mtg, Relay	1	
2	372470	(000000-) Isolator, Box, Relay	2	
3	19315	(000000-) Screw, Hex, .25-20 X 0.50, G5	4	
4	32490	(000000-) Washer, Flat, 0.25, Std	13	
5	19312	(000000-) Nut, Hex, Std, .25-20	2	
6	372547	(000000-) Manifold, Intake [1.6l]	1	
7	372549	(000000-) Plug, Manifold, Intake	1	
8	384995	(000000-) Fitting, Plug, M16, Intake Manifold	1	
9	372550	(000000-) Plug, Port, Sensor [Map]	1	
10	372548	(000000-) Plug, .12npt, Ss	1	
▽	9003390	(000000-) Gasket Kit, Repair, Gas [Gm1.6l 2007]	1	
▲	11	372544	(000000-) Gasket, Manifold, Intake	1
▲	12	372545	(000000-) Gasket, Body, Throttle [1.6l]	1
13	384985	(000000-) Sensor [T Map]	1	
14	19317	(000000-) Screw, Hex, .25-20 X 0.75, G5	1	
15	06532	(000000-) Screw, Soc, M6 X 1.00 X 25, 12.9	4	
16	372534	(000000-) Adapter, Intake, Throttle Body	1	
17	384974	(000000-) Housing, Throttle, 40mm [Bosch]	1	
18	07255	(000000-) Screw, Soc, M6 X 1.00 X 45, 12.9	4	
19	384992	(000000-) Rail, Injector, Fuel, Plstc	1	
20	372543	(000000-) Fitting, Vacuum [M16-15-6h]	1	
21	384972	(000000-) Hose, Vacuum, 0.22id X 03.0l	1	
22	51839	(000000-) Fitting, Brs, E90, Em10/Pm06	1	
23	1015547	(000000-) Fitting, Adapter, Orifice, Pf06/Pm06	1	
24	63810	(000000-) Clamp, Hose, Wormdrive, 0.56-1.06d, .56w	4	
25	57912	(000000-) Hose, Heater, E90, 0.62id, 60.0 4.0	1	
26	83578	(000000-) Tube, Bleed, Air, .62od 2.2l .12npt, Alm	1	
27	1015930	(000000-) Fitting, Brs, Str, Pf04/Pm02	1	
28	51305	(000000-) Fitting, Draincock, E90, .25npt	1	
29	43844	(000000-) Clamp, Hose, Wormdrive, 0.25-0.62d, .31w	1	
30	73471	(000000-) Hose, Pvc, Clr, 0.38id 0.56od 022.0l	1	
31	49266	(000000-) Tie, Cable, Nyl, 07.3l .19w 1.8 Max D	1	
32	1045999	(000000-) Bracket, Mtg, Cntrl, Eng	1	
33	1028711	(000000-) Module, Ecu, Gas [Gm1.6l 2007]	1	
34	06937	(000000-) Screw, Pan, Phl, M5 X 0.80 X 35, 4.8	7	
35	19066	(000000-) Washer, Flat, 10	4	
36	71539	(000000-) Resistor, 022.00ohm, 0040watt	1	
37	06933	(000000-) Screw, Pan, Phl, M5 X 0.80 X 16, 4.8	1	
38	1037346	(000000-) Screw, Hex, M8 X 1.25 X 25, 9.8, Sems	2	

Fig. 15 - Engine EFI Group, LPG

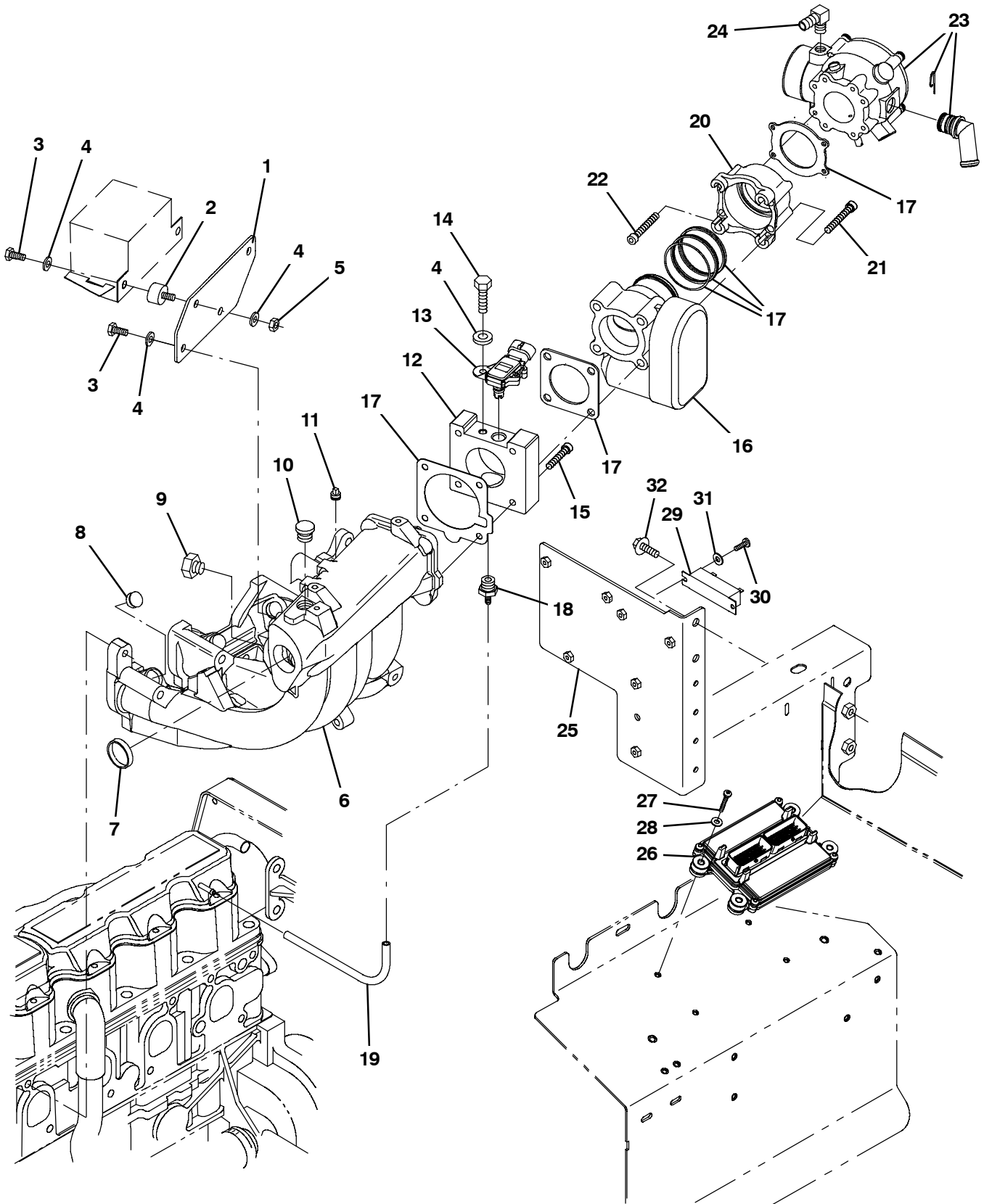


Fig. 15 - Engine EFI Group, LPG

Ref.	Part No.	Serial Number	Description	Qty.
1	1031312	(000000-) Plate, Mtg, Relay	1
2	372470	(000000-) Isolator, Box, Relay	2
3	19315	(000000-) Screw, Hex, .25-20 X 0.50, G5	4
4	32490	(000000-) Washer, Flat, 0.25, Std	9
5	19312	(000000-) Nut, Hex, Std, .25-20	2
6	372547	(000000-) Manifold, Intake [1.6l]	1
7	372549	(000000-) Plug, Manifold, Intake	1
8	372579	(000000-) Plug, Hole, Injector	4
9	384995	(000000-) Fitting, Plug, M16, Intake Manifold	1
10	372550	(000000-) Plug, Port, Sensor [Map]	1
11	372548	(000000-) Plug, .12npt, Ss	1
12	372534	(000000-) Adapter, Intake, Throttle Body	1
13	384985	(000000-) Sensor [T Map]	1
14	19317	(000000-) Screw, Hex, .25-20 X 0.75, G5	1
15	06532	(000000-) Screw, Soc, M6 X 1.00 X 25, 12.9	4
16	384974	(000000-) Housing, Throttle, 40mm [Bosch]	1
17	9003391	(000000-) Gasket Kit, Repair, Lpg [Gm1.6l 2007]	1
18	372543	(000000-) Fitting, Vacuum [M16-15-6h]	1
19	384972	(000000-) Hose, Vacuum, 0.22id X 03.0l	1
20	384996	(000000-) Adapter, Valve, 400mm [Bosch]	1
21	09037	(000000-) Screw, Soc, M8 X 1.25 X 70, 12.9	4
22	384991	(000000-) Bolt, Soc Head, M5 X 80 X 35	4
23	384980	(000000-) Mixer, W/70deg Ftg	1
24	384976	(000000-) Fitting, E90	1
25	1045999	(000000-) Bracket, Mtg, Cntrl, Eng	1
26	1028722	(000000-) Module, Ecu, Lpg [Gm1.6l 2007]	1
27	06937	(000000-) Screw, Pan, Phl, M5 X 0.80 X 35, 4.8	7
28	19066	(000000-) Washer, Flat, 10	4
29	71539	(000000-) Resistor, 022.00ohm, 0040watt	1
30	06933	(000000-) Screw, Pan, Phl, M5 X 0.80 X 16, 4.8	2
31	19066	(000000-) Washer, Flat, 10	2
32	1037346	(000000-) Screw, Hex, M8 X 1.25 X 25, 9.8, Sems	2

Fig. 16 - Engine Vaporizer Group, LPG

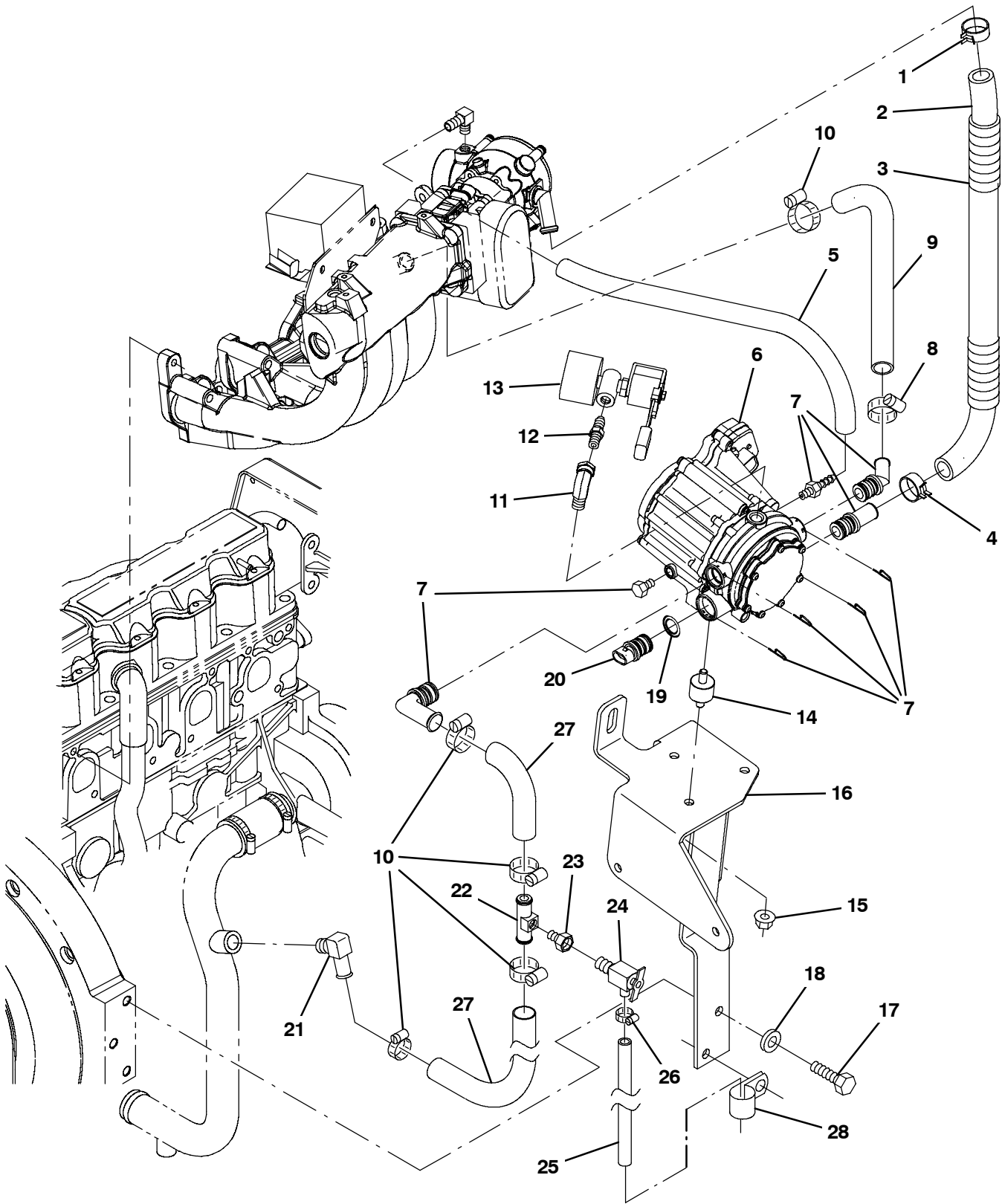


Fig. 16 - Engine Vaporizer Group, LPG

Ref.	Part No.	Serial Number	Description	Qty.	
1	384970	(000000-) Clamp, Hose, Spring, 0.75d	1	
2	384983	(000000-) Hose [Mixer To Epr]	1	
3	384971	(000000-) Cover, Hose	1	
4	384979	(000000-) Clamp, Hose, Spring, 0.62d	1	
5	384973	(000000-) Hose, Supply, Gas, .25id	1	
6	384977	(000000-) Regulator [Ep]	1	
7	384978	(000000-) Fitting Kit [Epr]	1	
8	372539	(000000-) Clamp, Hose, 1.0	1	
9	384984	(000000-) Hose [Epr To Manifold]	1	
10	63810	(000000-) Clamp, Hose, Wormdrive, 0.56-1.06d, .56w	5	
11	11442-1	(000000-) Fitting, Hyd, E90, Spcl	1	
12	372529	(000000-) Fitting, Nipple, .25mal	1	
▽	13	384975	(000000-) Valve, Lock Off	1
▲		372615	(000000-) Filter Kit, Fuelock, Lpg	1
14	384986	(000000-) Isolator [Epr]	3	
15	07791	(000000-) Nut, Hex, Flng, M8 X 1.25	3	
16	1028343	(000000-) Bracket Wldt, Mtg, Regulator, Lpg	1	
17	371770	(000000-) Screw	2	
18	371877	(000000-) Washer, Flat, 0.38, Hardened	2	
19	1041151	(000000-) Seal, Org, Sensor, Temp [Epr]	1	
20	1041152	(000000-) Sensor, Temp [Epr]	1	
21	51839	(000000-) Fitting, Brs, E90, Em10/Pm06	1	
22	83578	(000000-) Tube, Bleed, Air, .62od 2.2l .12npt, Alm	1	
23	1015930	(000000-) Fitting, Brs, Str, Pf04/Pm02	1	
24	51305	(000000-) Fitting, Draincock, E90, .25npt	1	
25	73471	(000000-) Hose, Pvc, Clr, 0.38id 0.56od 022.0l	1	
26	43844	(000000-) Clamp, Hose, Wormdrive, 0.25-0.62d, .31w	1	
27	372528	(000000-) Hose, Mold, .62 To .75	1	
28	69234	(000000-) Clamp, Cable, Stl, 1.00d X 0.75w, 1hole	1	

Fig. 17 - Engine Air Cleaner Group, Gas

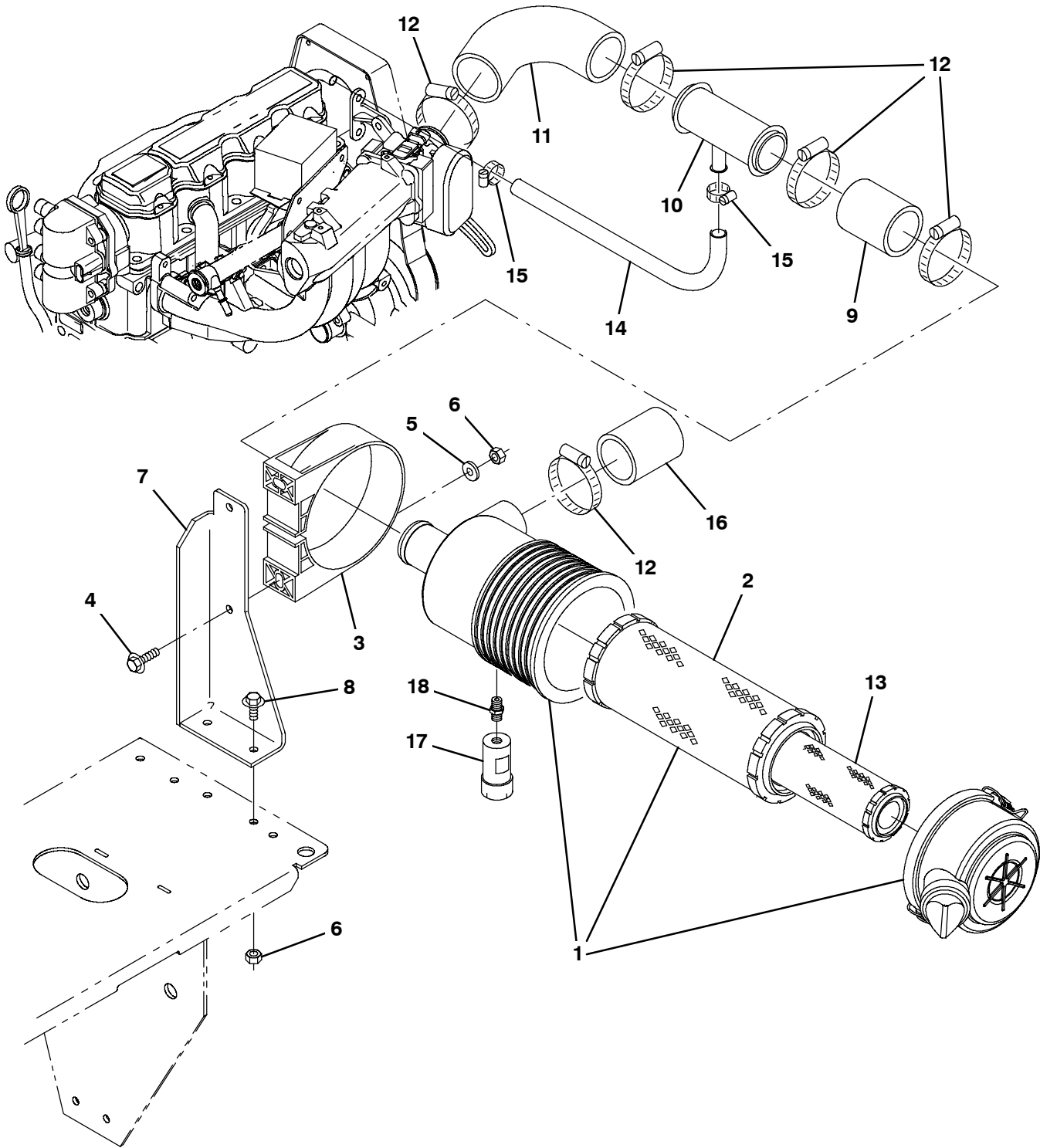


Fig. 17 - Engine Air Cleaner Group, Gas

	Ref.	Part No.	Serial Number	Description	Qty.
▽	1	1032119	(000000-) Filter, Air, 2.0 Inlet, Str	1
▲	2	369746	(000000-) Element, Fltr, Air [Dn]	1
	3	369747	(000000-) Clamp, Mtg, Fltr, Air	1
	4	1037355	(000000-) Screw, Hex, M8 X 1.25 X 35, 9.8, Sems	2
	5	32491	(000000-) Washer, Flat, 0.31, Std	2
	6	08709	(000000-) Nut, Hex, Lock, M8 X 1.25, NI	4
	7	1043751	(000000-) Bracket, Mtg, Air-Clnr	1
	8	1037346	(000000-) Screw, Hex, M8 X 1.25 X 25, 9.8, Sems	2
	9	15543	(000000-) Hose, Rbr, 2.00Id 2.50Od 03.0L	1
	10	1011780	(000000-) Tube Wldt, Tee	1
	11	76825	(000000-) Hose, Rbr, E90, 2.00id 2.00id 03.5 03.5	1
	12	14432	(000000-) Clamp, Hose, Wormdrive, 1.81-2.75d, .50w	4
	13	398279	(000000-) Element, Fltr, Air, Safety	1
	14	72979	(000000-) Hose, Heater, 0.62id, 020.0l	1
	15	63810	(000000-) Clamp, Hose, Wormdrive, 0.56-1.06d, .56w	2
	16	1038209	(000000-) Hose, Rbr, 2.00id 2.50od 02.5l	1
	17	03026	(000000-) Indicator, Service, Fltr, Air [20h20 Dn]	1
	18	51560-5	(000000-) Fitting, Brs, Str, Pm02, Service	1

Fig. 18 - Engine Air Cleaner Group, LPG

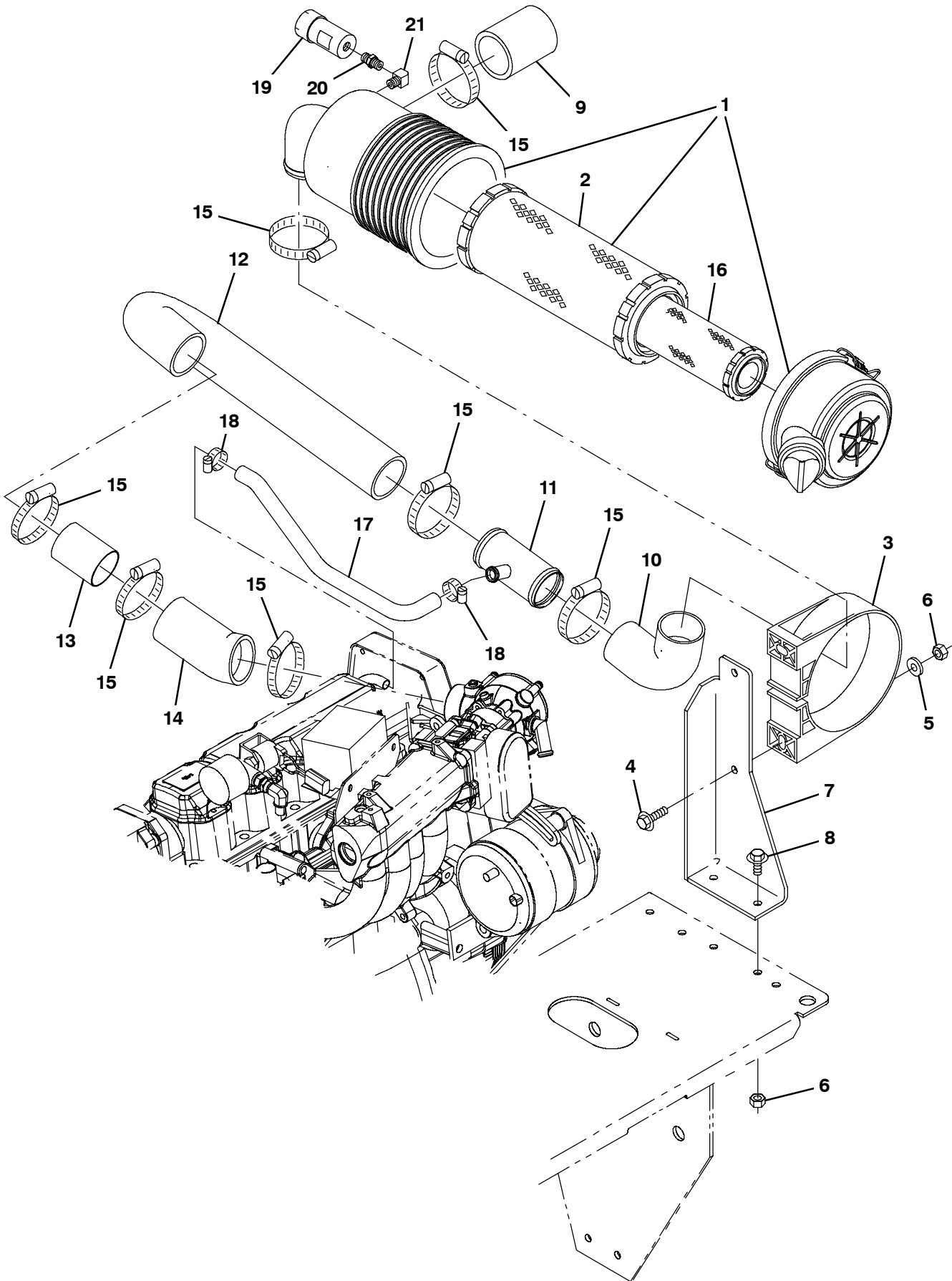


Fig. 18- Engine Air Cleaner Group, LPG

	Ref.	Part No.	Serial Number	Description	Qty.
▽	1	369745	(000000-) Filter Assy, Air	1
▲	2	369746	(000000-) Element, Fltr, Air [Dn]	1
	3	369747	(000000-) Clamp, Mtg, Fltr, Air	1
	4	1037355	(000000-) Screw, Hex, M8 X 1.25 X 35, 9.8, Sems	2
	5	32491	(000000-) Washer, Flat, 0.31, Std	2
	6	08709	(000000-) Nut, Hex, Lock, M8 X 1.25, NI	4
	7	1043751	(000000-) Bracket, Mtg, Air-Clnr	1
	8	1037346	(000000-) Screw, Hex, M8 X 1.25 X 25, 9.8, Sems	2
	9	1038209	(000000-) Hose, Rbr, 2.00id 2.50od 02.5l	1
	10	76825	(000000-) Hose, Rbr, E90, 2.00id 2.00id 03.5 03.5	1
	11	1011780	(000000-) Tube Wldt, Tee	1
	12	1044565	(000000-) Hose, Intake Mold, 2.00ld 2.00ld [EPDM]	1
	13	79536	(000000-) Tube, 1.88id 2.00od 02.5l, Ss	1
	14	1035152	(000000-) Hose, Intake, Mold	1
	15	14432	(000000-) Clamp, Hose, Wormdrive, 1.81-2.75d, .50w	7
	16	398279	(000000-) Element, Fltr, Air, Safety	1
	17	72979	(000000-) Hose, Heater, 0.62id, 020.0l	1
	18	63810	(000000-) Clamp, Hose, Wormdrive, 0.56-1.06d, .56w	2
	19	03026	(000000-) Indicator, Service, Fltr, Air [20h20 Dn]	1
	20	51560-5	(000000-) Fitting, Brs, Str, Pm02, Service	1
	21	11984	(000000-) Fitting, Pipe, E90, Pf02/Pm02	1

Fig. 19 - Engine Alternator and Battery Group

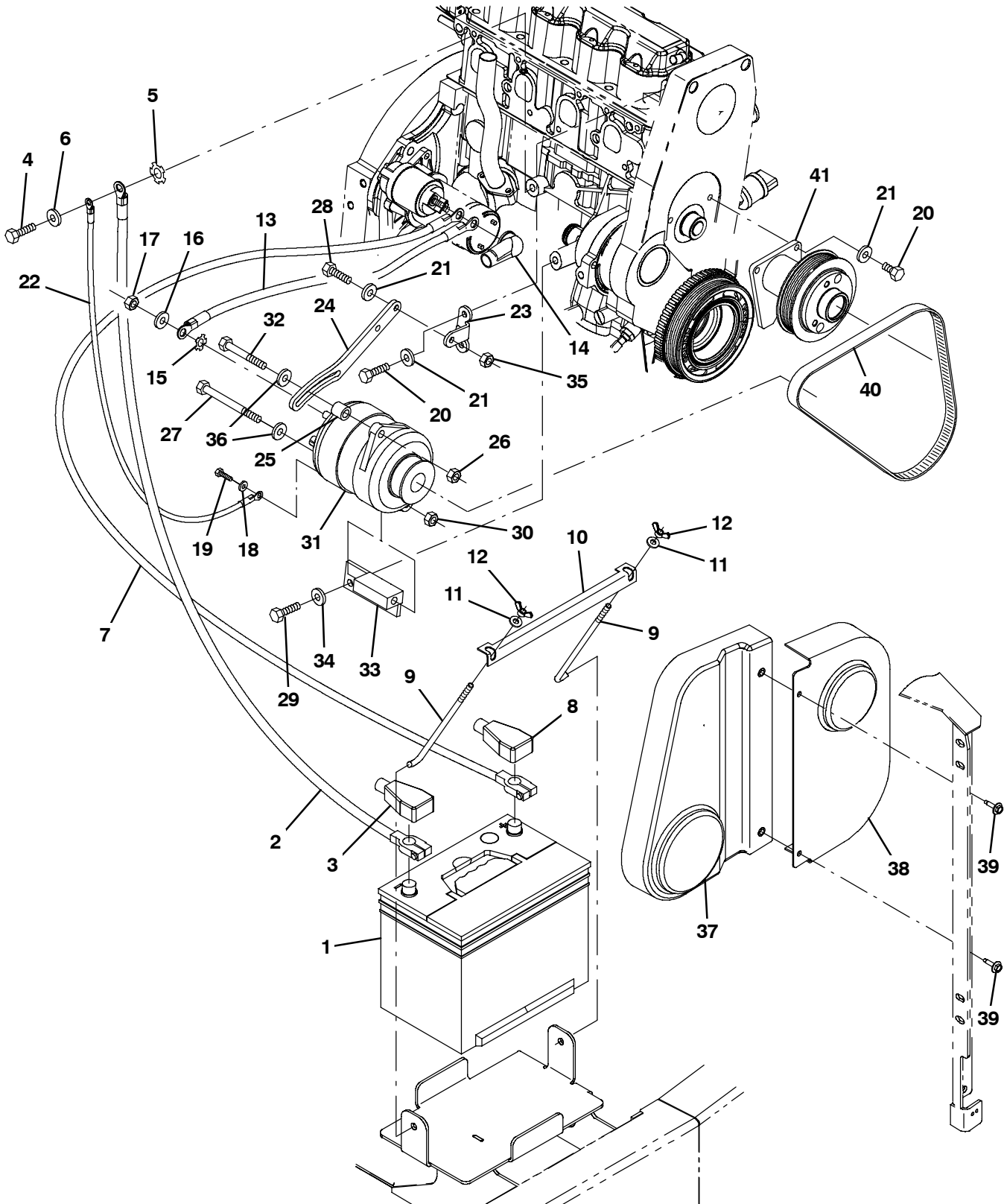


Fig. 19 - Engine Alternator and Battery Group

Ref.	Part No.	Serial Number	Description	Qty.
1	10137	(000000-) Battery, Wet, 12vdc 0475cca	1
2	34821	(000000-) Cable, Battery, 02ga 36.0l Blk .38ring	1
3	68872	(000000-) Boot, Terminal, Battery, 02-01ga, Blk	1
4	03192	(000000-) Screw, Hex, M10 X 1.50 X 30, 8.8	1
5	41142	(000000-) Washer, Lock, Int-Ext, 0.38	1
6	32492	(000000-) Washer, Flat, 0.38, Std	1
7	34823	(000000-) Cable, Battery, 02ga 33.0l Red .38ring	1
8	68873	(000000-) Boot, Terminal, Battery, 02-01ga, Red	1
9	13015	(000000-) Bolt, Hold-Down, Battery 08.5l	2
10	72977	(000000-) Bracket, Angle, Hold-Down, Battery	1
11	01685	(000000-) Washer, Flat, 0.38b 0.88d .08, Ss	2
12	39272	(000000-) Nut, Wing, .31-18	2
13	1029689	(000000-) Cable, 06ga 16.0l Red .38ring /.38ring	1
14	1016314	(000000-) Boot, 90deg .50id 1.00id 2.50l, Red	1
15	32984	(000000-) Washer, Lock, Int, 0.31	1
16	39349	(000000-) Washer, Flat, 0.31, Sae	1
17	41361	(000000-) Nut, Hex, Std, M8 X 1.25, Brs	1
18	41139	(000000-) Washer, Lock, Int-Ext, 10	1
19	42011	(000000-) Screw, Hex, 10-24 X 0.50, Ss	1
20	16931	(000000-) Screw, Hex, M8 X 1.25 X 20, 8.8	4
21	371865	(000000-) Washer, Flat, 0.31, Hardened	5
22	371527	(000000-) Wire, Ground	1
23	371871	(000000-) Bracket, Anchor, Strap, Alternator	1
24	371872	(000000-) Strap, Adj, Alternator	1
25	372557	(000000-) Spacer, Strap, Adj, Alternator	1
26	39311	(000000-) Nut, Hex, Std, M8 X 1.25	1
27	39785	(000000-) Screw, Hex, .31-18 X 4.50, G5	1
28	76958	(000000-) Screw, Hex, .31-18 X 1.75, G5	1
29	06961	(000000-) Screw, Hex, M10 X 1.50 X 20, 8.8	2
30	32983	(000000-) Nut, Hex, Lock, .31-18, NI	1
31	393209	(000000-) Alternator, 12vdc 075a [Multi Grv]	1
32	363976	(000000-) Screw, Hex, M8 X 1.25 X 60, 8.8, FI	1
33	372536	(000000-) Bracket, Alternator	1
34	32485	(000000-) Washer, Flat, 0.38, Sae	1
35	19313	(000000-) Nut, Hex, Std, .31-18	1
36	39349	(000000-) Washer, Flat, 0.31, Sae	2
37	9004520	(000000-) Guard, Belt, Gas/Lp, W/ Label, Replmt	1
38	9004521	(000000-) Guard, Belt, Gas/Lp, W/ Label, Replmt	1
39	1036892	(000000-) Screw, Hex, M6 X 1.00 X 25, 9.8 Sems	2
40	1033644	(000000-) Belt, Ribbed, 38.5l	1
41	1035056	(000000-) Base Assy, W/ Pulley [Gm1.6l 2007]	1

Fig. 20 - Engine Muffler Group

Ref.	Part No.	Serial Number	Description	Qty.
1	1034439	(000000-) Tube, Exhaust, Muffler	1
2	371861	(000000-) Gasket, Flng, Pipe, Exhaust	1
3	384442	(000000-) Stud, M10 X 1.50 [35]	2
4	08166	(000000-) Nut, Hex, Stover, M10 X 1.50	6
5	1028136	(000000-) Muffler, Catalytic [Gm 1.6l 2007]	1
6	1011216	(000000-) Gasket, Exhaust, .07, 1.63id, 2/3.4bc	2
7	1043552	(000000-) Bracket, Mtg, Heat Shield	1
8	1043558	(000000-) Bracket, Mtg, Heat Shield	1
9	33612	(000000-) Screw, Hex, M10 X 1.25 X 35, 8.8	4
10	1034321	(000000-) Shield, Heat	1
11	1037346	(000000-) Screw, Hex, M8 X 1.25 X 25, 9.8, Sems	2
12	07791	(000000-) Nut, Hex, Flng, M8 X 1.25	2
13	1013031	(000000-) Isolator, Rbr	2
14	1013117	(000000-) Rod, Hanger, Isolator	1
15	32492	(000000-) Washer, Flat, 0.38, Std	3
16	25014	(000000-) Nut, Hex, Std, .38-16	2
17	222497	(000000-) Sleeve, P/M, 0.31b 0.50d 1.3l [430ss]	1
18	39278	(000000-) Screw, Hex, M8 X 1.25 X 50, 8.8	1
19	32491	(000000-) Washer, Flat, 0.31, Std	2
20	08709	(000000-) Nut, Hex, Lock, M8 X 1.25, NI	1
21	9004516	(000000-) Shield, Heat, W/ Label, Gas/Lp, Replmt	1
22	24012	(000000-) Clamp, Muffler, 1.62d	1
23	32491	(000000-) Washer, Flat, 0.31, Std	2
24	1028017	(000000-) Bracket, Exhaust	1
25	1036892	(000000-) Screw, Hex, M6 X 1.00 X 25, 9.8 Sems	2
26	07790	(000000-) Nut, Hex, Flng, M6 X 1.00	2
27	06961	(000000-) Screw, Hex, M10 X 1.50 X 20, 8.8	1
28	1028558	(000000-) Sensor, Exhaust, Tailpipe	1
29	1034314	(000000-) Tube, Exhaust, Tailpipe, 3 Wheel	1
30	10552	(000000-) Fitting, Pipe, Plug, Pm02, Soc Head	1

Fig. 21 - Engine Fuel Tank Group, Gas

Ref.	Part No.	Serial Number	Description	Qty.	
1	1033630	(000000-) Strap, Tank, Fuel	2	
2	06942	(000000-) Screw, Hex, M6 X 1.00 X 16, 8.8	2	
3	32490	(000000-) Washer, Flat, 0.25, Std	2	
4	1037345	(000000-) Screw, Hex, M6 X 1.00 X 30, 9.8, Sems	2	
5	9000355	(000000-) Fitting, Brs, E90, Em05/Pm04	2	
6	1033746	(000000-) Hose, Fuel, 0.31id [Evap Emission 07]	2	
7	43844	(000000-) Clamp, Hose, Wormdrive, 0.25-0.62d, .31w	4	
8	1019939	(000000-) Connector, Fuel, E90, Qf	1	
9	1012248	(000000-) Fuelline, .31d Str/Str, Plstc	1	
10	1013509	(000000-) Fuelline, .31d Str/Str, Plstc [8200]	1	
11	1013086	(000000-) Connector, Fuel, Qf	1	
12	1034633	(000000-) Fuelline, .31d Str/Str, Plstc	1	
13	1011895	(000000-) Clamp, Cable, Stl, 2.00d X 0.75w, 1hole	2	
14	383981	(000000-) Sleeve, P/M, 0.37b 0.75d 0.6l, Stl	2	
15	1037355	(000000-) Screw, Hex, M8 X 1.25 X 35, 9.8, Sems	2	
16	1011107	(000000-) Pump, Fuel, Hi Press [Gm 1.6l/3.0l]	1	
17	372440	(000000-) Filter, Fuel [Gm 1.6l/3.0l]	1	
18	1028924	(000000-) Manifold, Gas, Relief, Valve	1	
19	1029293	(000000-) Fitting, Fuel, Str, 0.56-18 [07 Eng]	2	
20	1029295	(000000-) Fitting, Fuel, Str, 0.38-24 [07 Eng]	1	
21	06548	(000000-) Screw, Hex, M6 X 1.00 X 60, 8.8	2	
22	32490	(000000-) Washer, Flat, 0.25, Std	2	
23	1032112	(000000-) Harness, Pump, Fuel [Coyote]	1	
24	1044992	(000000-) Panel Wldt, Deflector, Heat	1	
25	1035813	(000000-) Insulation, Flame-Retardant, 0.5	1	
26	1037346	(000000-) Screw, Hex, M8 X 1.25 X 25, 9.8, Sems	3	
27	07791	(000000-) Nut, Hex, Flng, M8 X 1.25	3	
▽	28	1033575	(000000-) Tank, Fuel	1
▲	29	1032812	(000000-) Cap, Fuel, Tank	1
▲▽	30	1046613	(000000-) Send-Unit, Fuel	1
▲▲	31	1033897	(000000-) Gasket, Sender, Fuel	1
▲	32	02351	(000000-) Fitting, Pipe, Plug, Pm04, Sq Head	1

Fig. 22 - Engine Fuel Tank Group, LPG

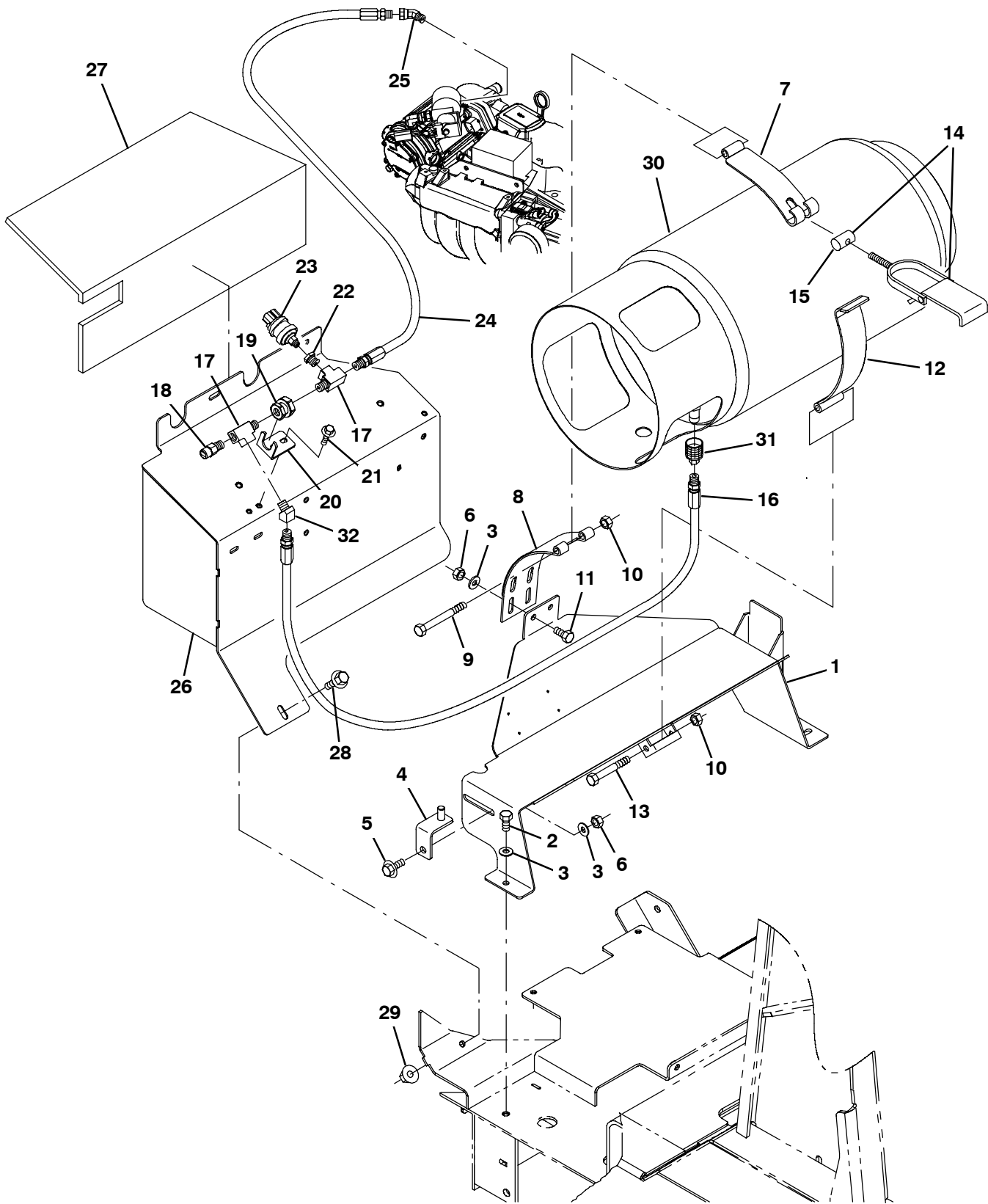


Fig. 22 - Engine Fuel Tank Group, LPG

Ref.	Part No.	Serial Number	Description	Qty.
1	1028129	(000000-) Tray Wldt, Lpg	1
2	09740	(000000-) Screw, Hex, M8 X 1.25 X 20, Ss	3
3	32491	(000000-) Washer, Flat, 0.31, Std	6
4	1043813	(000000-) Bracket Wldt, Tank, Lpg	1
5	1037354	(000000-) Screw, Hex, M8 X 1.25 X 30, 9.8, Sems	1
6	08709	(000000-) Nut, Hex, Lock, M8 X 1.25, NI	2
7	1036270	(000000-) Strap, Mtg, Tank, Lpg	1
8	58589	(000000-) Strap, Mtg, Tank, Lpg	1
9	35710	(000000-) Screw, Hex, .38-16 X 3.75, G5	1
10	50902	(000000-) Nut, Hex, Lock, .38-16, NI	2
11	16931	(000000-) Screw, Hex, M8 X 1.25 X 20, 8.8	2
12	1037998	(000000-) Retainer, Tank, Lpg	1
13	35707	(000000-) Screw, Hex, .38-16 X 3.00, G5	1
▽	14	53400-1	(000000-) Latch Assy, Mtg, Tank, Lpg, W/Nut	1
▲	15	53400-4	(000000-) Nut, Adj, Mtg, Tank, Lpg	1
16	22308-3	(000000-) Hose, Lpg, Med05, Pm04str/Sm04str, 035.0	1
17	56976A	(000000-) Fitting, Hyd, Tee, Pf04/Pf04/Pm04, Run	2
18	24047	(000000-) Valve, Lpg, Press Relief [Rego]	1
19	78122	(000000-) Fitting, Brs, Str, Pf04/Pf04, Bh	1
20	1043747	(000000-) Bracket, Angle, Mtg, Relief Valve	1
21	1040467	(000000-) Screw, Hex, M6 X 1.0 X 20, 9.8, Sems	2
22	17414	(000000-) Fitting, Hyd, Str, Pf02/Pm04	1
23	23156	(000000-) Switch, Press, 0070psi Spst Nc 12vdc 08a	1
24	19760	(000000-) Hose, Lpg, Med05, Pm04str/Sm04str, 055.0	1
25	392645	(000000-) Fitting, Pipe, E45, Spcl	1
26	1044992	(000000-) Panel Wldt, Deflector, Heat	1
27	1035813	(000000-) Insulation, Flame-Retardant, 0.5	1
28	1037346	(000000-) Screw, Hex, M8 X 1.25 X 25, 9.8, Sems	3
29	07791	(000000-) Nut, Hex, Flng, M8 X 1.25	3
30	24928-1	(000000-) Tank, Lpg, 33lb, W/ Gauge [Empty, Liq]	1
31	26496	(000000-) Fitting, Brs, Qdc, Pf04, Lpg Fem	1
32	47790	(000000-) Fitting, Hyd, E45, Pf04/Pm04	1

Fig. 23 - Engine Radiator Mount and Fan Group

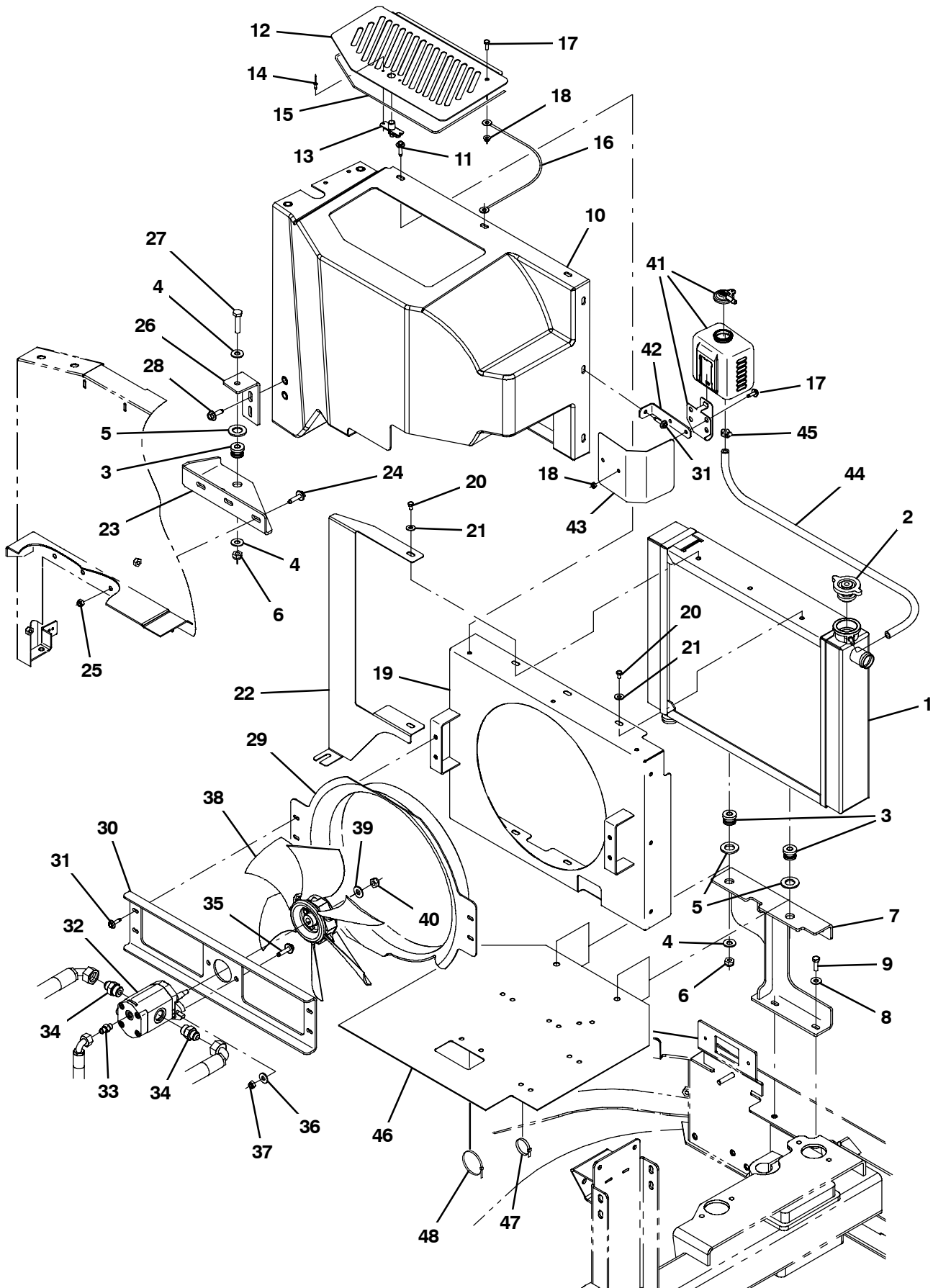


Fig. 23 - Engine Radiator Mount and Fan Group

Ref.	Part No.	Serial Number	Description	Qty.
1	1041839	(000000-) Radiator [Cross-Flow]	1
2	1045764	(000000-) Cap, Radiator, 14psi [Stant Ao-2516]	1
3	54274	(000000-) Isolator, Vib, Bshg, 1.1d 0.6l .4b 0.78h	3
4	32492	(000000-) Washer, Flat, 0.38, Std	4
5	39350	(000000-) Washer, Flat, 0.75, Sae	3
6	41430	(000000-) Nut, Hex, Lock, M10 X 1.5, NI	3
7	1027589	(000000-) Bracket Wldt, Mtg, Radiator	1
8	32491	(000000-) Washer, Flat, 0.31, Std	2
9	39277	(000000-) Screw, Hex, M8 X 1.25 X 25, 8.8	2
10	1030572	(000000-) Shroud, Cooling	1
11	1040467	(000000-) Screw, Hex, M6 X 1.0 X 20, 9.8, Sems	9
12	1043992	(000000-) Door, Access	1
13	140962	(000000-) Latch, Cmpr, Spring, Knurled Knob, PI	1
14	34738	(000000-) Rivet, Blind, .125d X 0.32 X .25d, Stl	2
15	1044391	(000000-) Seal, Rbr, Open, 0.12, 0.25w 27.4l Adh	1
16	19676	(000000-) Cable, Glv .09d 013.0l .38eye /.38eye	1
17	1040467	(000000-) Screw, Hex, M6 X 1.0 X 20, 9.8, Sems	3
18	08708	(000000-) Nut, Hex, Lock, M6 X 1.00, NI	3
19	1030475	(000000-) Shroud Wldt, Radiator	1
20	06941	(000000-) Screw, Hex, M6 X 1.00 X 10, 8.8	6
21	32490	(000000-) Washer, Flat, 0.25, Std	6
22	1030626	(000000-) Plate, Filler	1
23	1034547	(000000-) Bracket, Mtg, Fan Shrd	1
24	1037346	(000000-) Screw, Hex, M8 X 1.25 X 25, 9.8, Sems	2
25	07791	(000000-) Nut, Hex, Flng, M8 X 1.25	2
26	1043759	(000000-) Bracket, Mtg, Cooling Shrd	1
27	06962	(000000-) Screw, Hex, M10 X 1.50 X 45, 8.8	1
28	1037354	(000000-) Screw, Hex, M8 X 1.25 X 30, 9.8, Sems	2
29	1044820	(000000-) Shroud, Fan	1
30	1030306	(000000-) Channel, Mtg, Fan Motor	1
31	1036892	(000000-) Screw, Hex, M6 X 1.00 X 25, 9.8 Sems	5
32	1031026	(000000-) Motor, Hyd, Gear, Ext 0.67 Rh 2500	1
33	55586	(000000-) Fitting, Hyd, Str, Jm04/Om04	1
34	56692	(000000-) Fitting, Hyd, Str, Jm08/Om10	2
35	76570	(000000-) Screw, Hex, M8 X 1.25 X 30, 8.8	2
36	39349	(000000-) Washer, Flat, 0.31, Sae	2
37	08709	(000000-) Nut, Hex, Lock, M8 X 1.25, NI	2
38	1031566	(000000-) Fan, Cooling, 14.1d, 6 Blade, 0.5b Taper	1
39	32491	(000000-) Washer, Flat, 0.31, Std	1
40	32960	(000000-) Nut, Hex, Lock, .31-24, NI	1
41	1023853	(000000-) Tank, Coolant, 03.30w 4.7hi 04.7l, 1liter	1
42	1031027	(000000-) Bracket, Mtg, Tank	1
43	1043896	(000000-) Shield, Heat	1
44	381391	(000000-) Hose, Drain, Overflow, Radiator	3
45	43844	(000000-) Clamp, Hose, Wormdrive, 0.25-0.62d, .31w	1
46	1044229	(000000-) Skirt, Neo, .06, 20.00w 20.00l	1
47	49266	(000000-) Tie, Cable, Nyl, 07.3l .19w 1.8 Max D	5
48	49263	(000000-) Tie, Cable, Nyl, 11.4l .19w 3.0 Max D	1

Fig. 24 - Engine Radiator Hoses Group, Gas/LPG

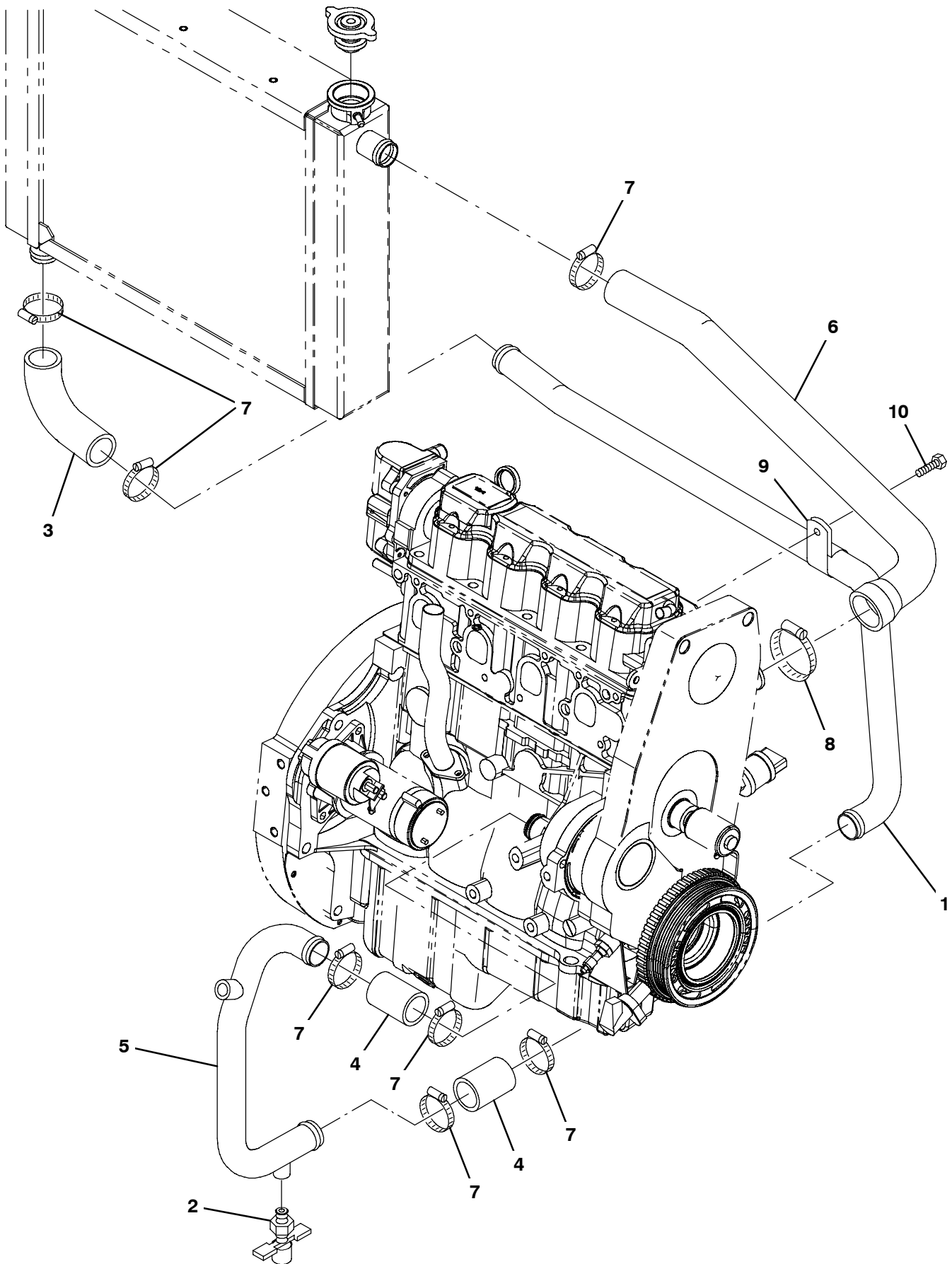


Fig. 24 - Engine Radiator Hoses Group, Gas/LPG

Ref.	Part No.	Serial Number	Description	Qty.
1	1030970	(000000-) Tube, Coolant, 1.3d, Lower	1
2	54911-32	(000000-) Fitting, Draincock, .25npt	1
3	1007482	(000000-) Hose, Rbr, E90, 1.25id 1.25id 04.2 03.1	1
4	377212	(000000-) Hose, Rbr, 1.25id 1.62od 02.2l	2
5	1029288	(000000-) Tube, Coolant, Eng	1
6	1029259	(000000-) Hose, Radiator, Mold	1
7	11531	(000000-) Clamp, Hose, Wormdrive, 1.06-2.00d, .56w	7
8	22297	(000000-) Clamp, Hose, Wormdrive, 1.56-2.50d, .50w	1
9	86328	(000000-) Clamp, Cable, Stl, 1.50d X 0.75w, 1hole	1
10	21194	(000000-) Screw, Hex, .38-16 X 0.62, G5	1

Fig. 25 - Wheel Group, Rear Drive S30 and XP

Ref.	Part No.	Serial Number	Description	Qty.	
1	1036481	(000000-) Housing, Sppt, Drive, Rear	1	
2	51339	(000000-) Bearing, Cone, 1.38b 0.71w	2	
3	47801	(000000-) Fitting, Grease, Str Pm04 .63l	2	
4	374560	(000000-) Seal, Drive, Rear, Grease Cav	1	
5	51338	(000000-) Bearing, Cup, 2.56d 0.55w	2	
6	54051	(000000-) Washer, Flat, 1.39b 2.12d .13, Stl	1	
7	374563	(000000-) Washer, Flat, 2.16b 3.50d .16, Felt	1	
8	73281	(000000-) Bolt, Shld, 1.37d X 5.13l, 1.1-18 Drilled	1	
9	72926	(000000-) Screw, Soc, M16 X 2.00 X 50, 12.9	2	
10	54052	(000000-) Nut, Hex, Slt'd, 1.12-18	1	
11	08329	(000000-) Pin, Cotter, .125 X 2.50	1	
12	58842	(000000-) Bar, Flat, Stl 0.19, 01.50 X 04.1l	1	
13	09011	(000000-) Screw, Hex, M8 X 1.25 X 30, Ss	2	
14	32491	(000000-) Washer, Flat, 0.31, Std	2	
15	70157	(000000-) Clamp, Cable, Ss, 2.50d X 1.00w, 1hole	1	
16	09740	(000000-) Screw, Hex, M8 X 1.25 X 20, Ss	1	
17	39349	(000000-) Washer, Flat, 0.31, Sae	1	
18	07791	(000000-) Nut, Hex, Flng, M8 X 1.25	1	
▽	19	1028492	(000000-) Cylinder, Hyd, 2.0b 15.0l 08.00strk 1500	1
▲	373698	(000000-) Seal Kit	1	
20	56820	(000000-) Fitting, Hyd, E90, Jm06/Om06	2	
21	64886	(000000-) Rod-End, 0.75-16rh Mal 0.75b [Teflon]	1	
22	1042515	(000000-) Rod-End, 0.75-16rh Fem 0.75b Zerk	1	
23	77345	(000000-) Screw, Hex, .75-10 X 3.25, G5	2	
24	43958	(000000-) Nut, Hex, Std, .75-16	2	
25	39350	(000000-) Washer, Flat, 0.75, Sae	2	
26	32987	(000000-) Nut, Hex, Lock, .75-10, NI	2	
27	1034806	(000000-) Tube, 0.77id 1.75od 00.7l, Stl, Pntd	2	
28	1027756	(000000-) Motor, Hyd, Gear, Int 15.0 Bi-Dir 3000	1	
29	19583	(000000-) Screw, Soc, .50-13 X 1.50, Al	4	
30	42223	(000000-) Fitting, Hyd, Str, Jm10/Om12	2	
31	55685	(000000-) Fitting, Hyd, Str, Jm04/Om06	1	
▽	32	54087	(000000-) Hub Assy, Wheel, 5 Bolt 4.50bc Taper B	1
▲	33	32126	(000000-) Stud, Wheel, .50-20 X 1.50l, 0.370th	5
34	24339	(000000-) Nut, Wheel, .50-20 X 60 Angle	5	
35	1041393	(000000-) Guard, Hose, Wrap, Plstc, 37.0	1	

Fig. 26 - Wheel Assembly, Rear

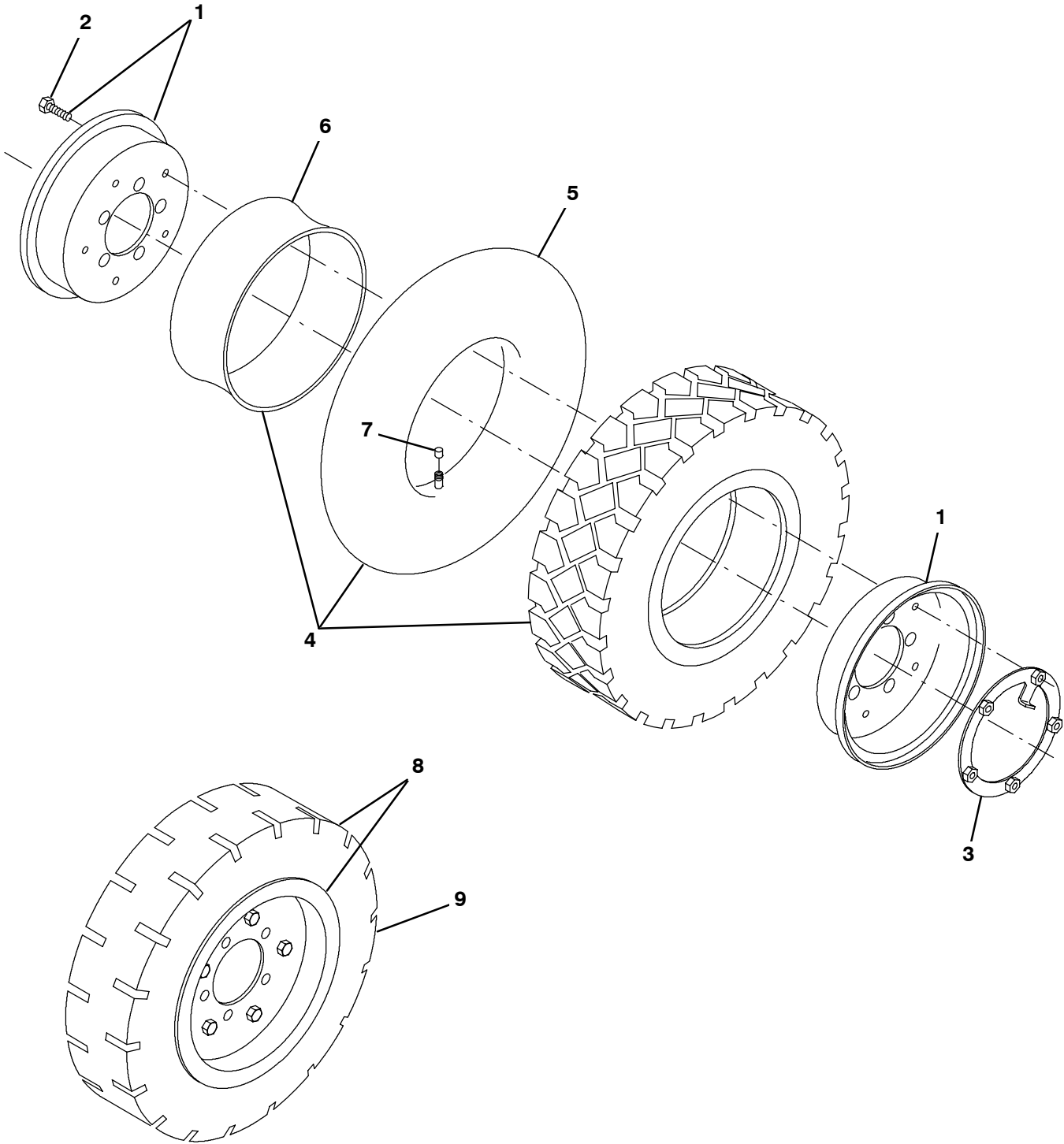


Fig. 26 - Wheel Assembly, Rear

	Ref.	Part No.	Serial Number	Description	Qty.
▽		1005229	(000000-) Tire Assy, Pneu, 570/500-08 4.5bc 5bolt (Standard)	1
▲▽	1	53818	(000000-) Rim Assy, 08.0 X 3.8, 4.5bc /5bolt	1
▲▲	2	370181	(000000-) Screw, Hex, M10 X 1.50 X 25, 10.9	5
▲	3	99997	(000000-) Plate, Lock Plate	1
▲▽	4	53819	(000000-) Tire, W/ Tube, W/ Flap	1
▲▲	5	70280	(000000-) Innertube, Valve [5.00r-8, Js2, 500-8]	1
▲▲	6	53819-2	(000000-) Flap, Tire/Tube, 570/500-8	1
▲▲	7	45786	(000000-) Cap, Valve, Tire, Tubeless [Schrader]	1
▽	8	53817	(000000-) Tire Assy, Solid, 18.0 X 4.3 4.5bc 5bolt (Option)	1
▲	9	53816	(000000-) Tire, Solid, 18.0 X 7.0 X 8.0[4.33 Sc15]	1

Fig. 27 - Wheel and Brakes Group, Front Solid (Standard)

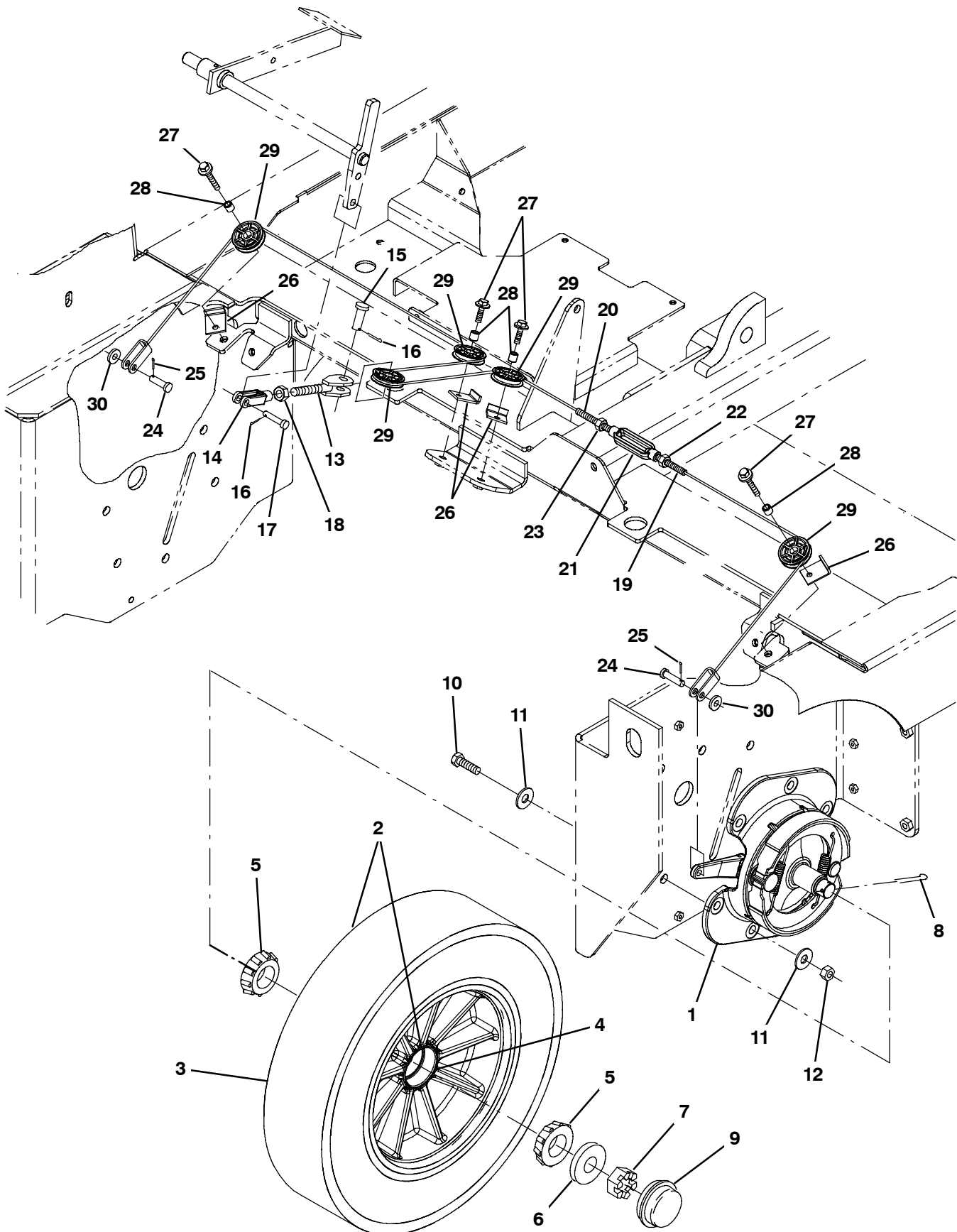


Fig. 27 - Wheel and Brakes Group, Front Solid (Standard)

Ref.	Part No.	Serial Number	Description	Qty.
▽	1	54577	(000000-) Brake Assy, Drum, Mech, 07.9d [6600]]	2
▲		66211	(000000-) Shoe Set, Brake [1 Set=1pkg=2 Shoes]	2
▲▽		66213	(000000-) Brake Kit, Repair	1
▲▲		70161	(000000-) Shaft	1
▲		70158	(000000-) Spring	2
▽	2	1035877	(000000-) Tire Assy, Solid, 21.0 X 5.0, W/ Brg	2
▲	3	47878	(000000-) Tire, Solid, 21.0 X 5.0 X 11.9[Press On]	1
▲	4	51338	(000000-) Bearing, Cup, 2.56d 0.55w	2
	5	51339	(000000-) Bearing, Cone, 1.38b 0.71w	4
	6	32598	(000000-) Washer, Flat, 1.02b 1.75d .12, Stl	2
	7	14242	(000000-) Nut, Hex, Sltd, 1.00-20	2
	8	08202	(000000-) Pin, Cotter, .125 X 1.75	2
	9	54390	(000000-) Cap, Hub, Dust, 2.57d 0.77l	2
	10	06969	(000000-) Screw, Hex, M12 X 1.75 X 40, 8.8	12
	11	32486	(000000-) Washer, Flat, 0.50, Sae	24
	12	08711	(000000-) Nut, Hex, Lock, M12 X 1.75, NI	12
	13	71373	(000000-) Clevis Wldt, Adj, .50pin 0.50-20, PI	1
	14	374710	(000000-) Clevis, Adj, 0.38pin, 0.50-20thd	1
	15	58078	(000000-) Pin, Clevis, 0.50d X 1.25l	1
	16	08182	(000000-) Pin, Cotter, .125 X 1.00	2
	17	86240	(000000-) Pin, Clevis, 0.38d X 1.13l	1
	18	48985	(000000-) Nut, Hex, Jam, .50-20	1
	19	1034462	(000000-) Cable, Brake	1
	20	1034455	(000000-) Cable, Brake	1
	21	40352	(000000-) Turnbuckle, Body, .38thread, 03.9l	1
	22	32522	(000000-) Nut, Hex, Jam, .38-16	1
	23	39562	(000000-) Nut, Hex, Jam, .38-16, Lh	1
	24	09088	(000000-) Pin, Clevis, 0.37d X 1.00l	2
	25	39005	(000000-) Pin, Cotter, .094 X 0.75	2
	26	54400	(000000-) Bracket, Angle, Keeper, Cable	4
	27	1037355	(000000-) Screw, Hex, M8 X 1.25 X 35, 9.8, Sems	4
	28	222460	(000000-) Sleeve, P/M, 0.31b 0.50d 0.5l [430ss]	4
	29	369781	(000000-) Pulley, Cable, 1.5d Nyl	5
	30	32485	(000000-) Washer, Flat, 0.38, Sae	2

Fig. 28 - Wheel and Brakes Group, Front Pneumatic (Option)

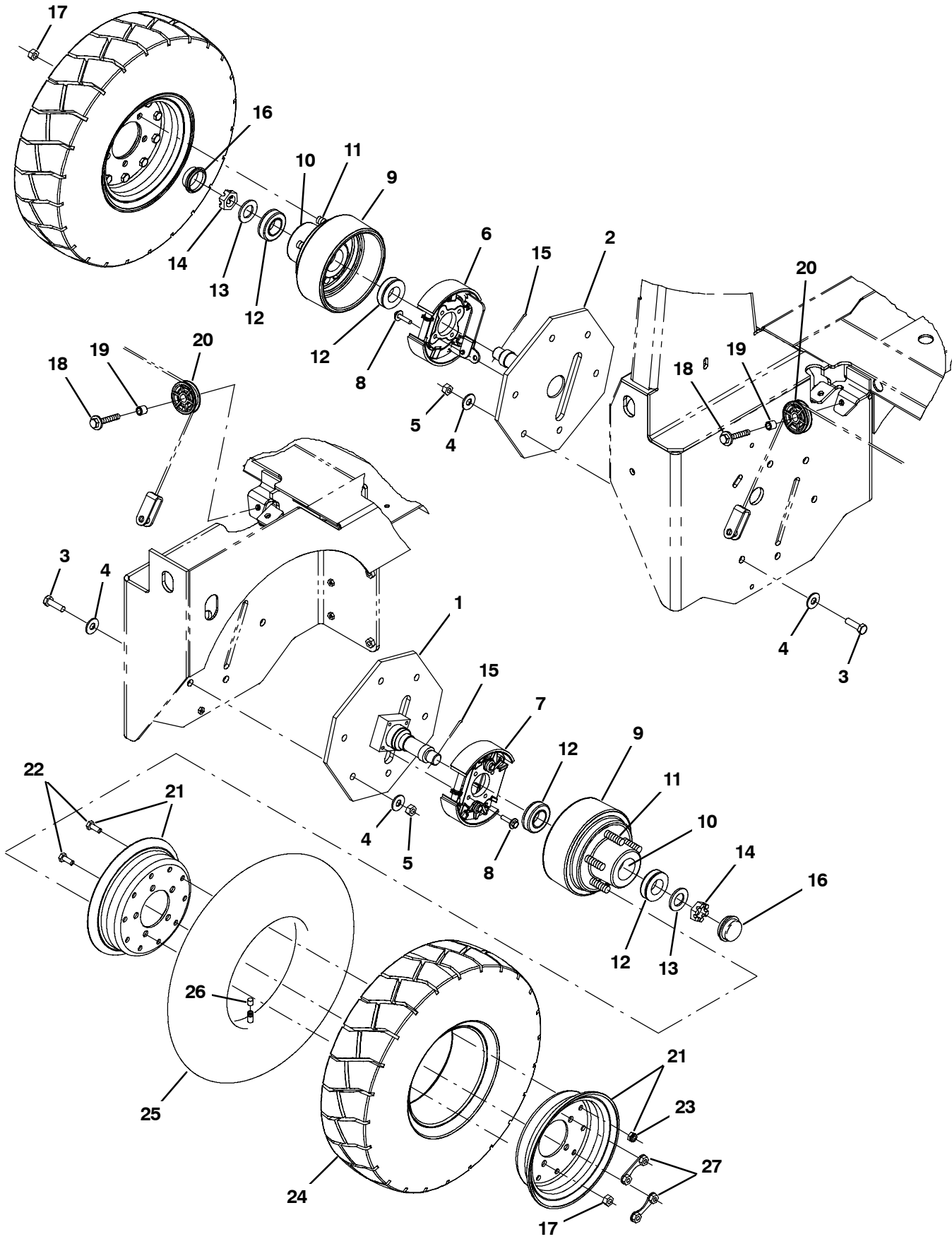


Fig. 28 - Wheel and Brakes Group, Front Pneumatic (Option)

Ref.	Part No.	Serial Number	Description	Qty.	
1	1028159	(000000-) Spindle Wldt, Wheel, Front, Lh	1	
2	1028146	(000000-) Spindle Wldt, Wheel, Front, Rh	1	
3	06969	(000000-) Screw, Hex, M12 X 1.75 X 40, 8.8	12	
4	32486	(000000-) Washer, Flat, 0.50, Sae	24	
5	08711	(000000-) Nut, Hex, Lock, M12 X 1.75, NI	12	
▽	6	1026856	(000000-) Brake, Knot, Rh, 7.0d	1
▲		9004865	(000000-) Shoe Assy, Brake, 177.8 X 45	2
▲		9004867	(000000-) Lever Assy, 177.8 X 45	1
▲		9004868	(000000-) Spring, Tens, Brake	1
▲		9004870	(000000-) Spring, Tors, 0.61id .18wir 02.0coil	1
▲		9004871	(000000-) Adjuster Kit, Manual, W/ Pivot	1
▲		9004869	(000000-) Spring, Tors, 0.61id .18wir 02.0coil	1
▲		9004873	(000000-) Clip, Spring	2
▽	7	1026841	(000000-) Brake, Knot, Lh, 7.0d	1
▲		9004865	(000000-) Shoe Assy, Brake, 177.8 X 45	2
▲		9004867	(000000-) Lever Assy, 177.8 X 45	1
▲		9004868	(000000-) Spring, Tens, Brake	1
▲		9004870	(000000-) Spring, Tors, 0.61id .18wir 02.0coil	1
▲		9004871	(000000-) Adjuster Kit, Manual, W/ Pivot	1
▲		9004869	(000000-) Spring, Tors, 0.61id .18wir 02.0coil	1
▲		9004873	(000000-) Clip, Spring	2
	8	1037354	(000000-) Screw, Hex, M8 X 1.25 X 30, 9.8, Sems	8
▽	9	1036027	(000000-) Drum Assy, Brake	2
▲	10	51338	(000000-) Bearing, Cup, 2.56d 0.55w	2
▲	11	67665	(000000-) Stud, Wheel, .50-20 X 1.88l, 0.560th	5
	12	51339	(000000-) Bearing, Cone, 1.38b 0.71w	4
	13	32598	(000000-) Washer, Flat, 1.02b 1.75d .12, Stl	2
	14	14242	(000000-) Nut, Hex, Slted, 1.00-20	2
	15	08202	(000000-) Pin, Cotter, .125 X 1.75	2
	16	54390	(000000-) Cap, Hub, Dust, 2.57d 0.77l	2
	17	24339	(000000-) Nut, Wheel, .50-20 X 60 Angle	10
	18	1037355	(000000-) Screw, Hex, M8 X 1.25 X 35, 9.8, Sems	2
	19	222460	(000000-) Sleeve, P/M, 0.31b 0.50d 0.5l [430ss]	2
	20	369781	(000000-) Pulley, Cable, 1.5d Nyl	2
▽		1032515	(000000-) Tire Assy, Pneu, 21 X 6.0-12 4.5bc, Ce	2
▲▽	21	1039523	(000000-) Rim Assy, 09.0 X 4.0, 4.5bc /5bolt	1
▲▲	22	370181	(000000-) Screw, Hex, M10 X 1.50 X 25, 10.9	10
▲▲	23	41430	(000000-) Nut, Hex, Lock, M10 X 1.5, NI	6
▲	24	1039520	(000000-) Tire, Pneu, 21 X 6.0 X 9.0 12 Ply [Ic40]	1
▲	25	1039517	(000000-) Innertube, 6.00 X 9.00 [Js-2]	1
▲	26	45786	(000000-) Cap, Valve, Tire, Tubeless [Schrader]	1
▲	27	1032488	(000000-) Plate, Wheel, Ce	2

Fig. 29 - Brake Pedal and Parking Brake Group

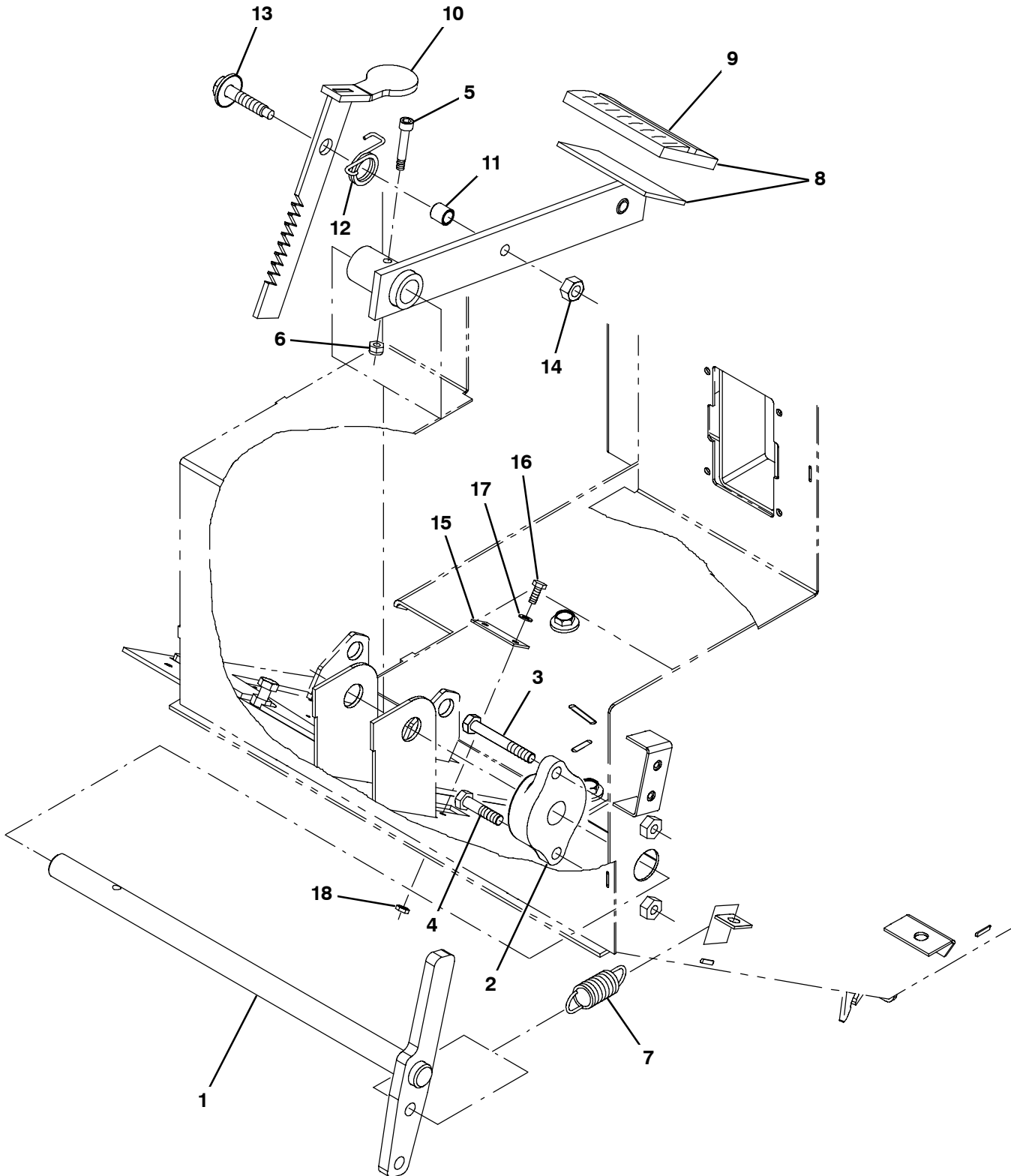


Fig. 29 - Brake Pedal and Parking Brake Group

Ref.	Part No.	Serial Number	Description	Qty.	
1	1026605	(000000-) Rod Wldt, Brake	1	
2	26663	(000000-) Bearing, Flng, 2hole, 0.75b	1	
3	363976	(000000-) Screw, Hex, M8 X 1.25 X 60, 8.8, FI	1	
4	39277	(000000-) Screw, Hex, M8 X 1.25 X 25, 8.8	1	
5	31249	(000000-) Bolt, Shld, .25d X 1.25, #10-24	1	
6	45181	(000000-) Nut, Hex, Lock, #10-24, NI	1	
7	87816	(000000-) Spring, Extn, 0.75od 0.09wir 02.5l	1	
▽	8	1026610	(000000-) Pedal Wldt, Brake	1
▲	9	51109	(000000-) Pad, Pedal, Brake, 3.96l 2.36w 0.75	1
10	1042021	(000000-) Brake Wldt, Parking	1	
11	46563	(000000-) Bushing, Sleeve, 0.37b 0.50d 0.50l, Oib	1	
12	59009	(000000-) Spring, Tors, 0.75id .06wir 02.8coil	1	
13	06955	(000000-) Screw, Hex, M8 X 1.25 X 35, 8.8	1	
14	08709	(000000-) Nut, Hex, Lock, M8 X 1.25, NI	1	
15	1042024	(000000-) Plate, Stop, Parking	1	
16	33928	(000000-) Screw, Hex, M4 X 0.70 X 20, Ss	2	
17	19065	(000000-) Washer, Flat, 08	2	
18	33932	(000000-) Nut, Hex, Lock, M4 X 0.70, NI, Ss	2	

Fig. 30 - Directional Pedal Group

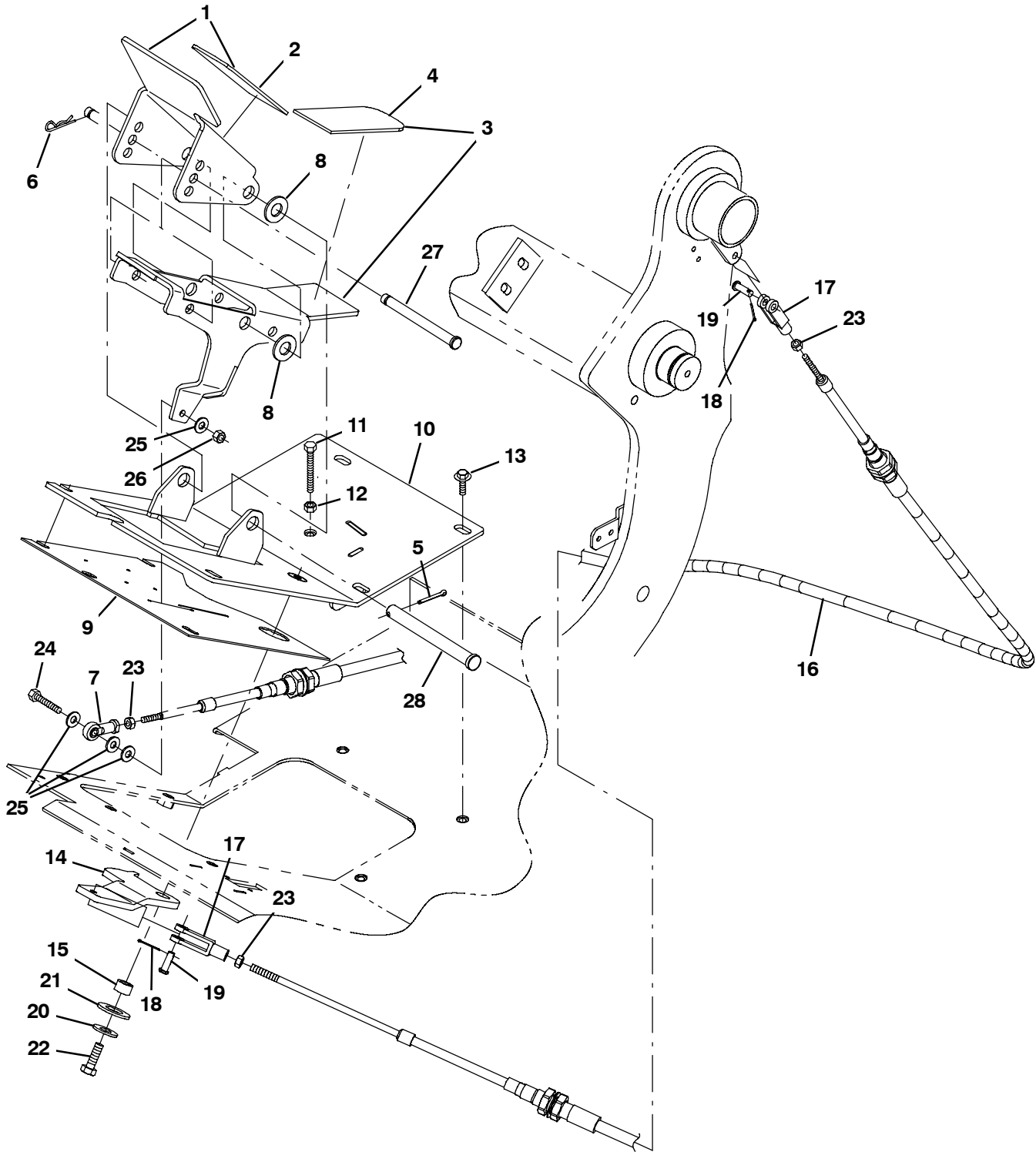


Fig. 30 - Directional Pedal Group

	Ref.	Part No.	Serial Number	Description	Qty.
▽	1	9004575	(000000-) Pedal, Propel, Upper, W/Tread	1
▲	2	82839	(000000-) Tread, Non-Skid, 02.2w 11.5l	1
▽	3	9004574	(000000-) Pedal, Propel, Lower, W/Tread	1
▲	4	82839	(000000-) Tread, Non-Skid, 02.2w 11.5l	1
	5	08182	(000000-) Pin, Cotter, .125 X 1.00	1
	6	86866	(000000-) Pin, Cotter, Hair, 0.38d .072 Wir	1
	7	1033995	(000000-) Rod-End, M6 X 1.0rh Fem 6mmb [Nylon]	2
	8	32486	(000000-) Washer, Flat, 0.50, Sae	2
	9	1038360	(000000-) Gasket, Rbr, Pedal, Propel	1
	10	1026688	(000000-) Panel Wldt, Access	1
	11	363976	(000000-) Screw, Hex, M8 X 1.25 X 60, 8.8, FI	1
	12	39311	(000000-) Nut, Hex, Std, M8 X 1.25	2
	13	1037346	(000000-) Screw, Hex, M8 X 1.25 X 25, 9.8, Sems	6
	14	1034910	(000000-) Link, Crank, Limiter	1
	15	1040761	(000000-) Bushing, Sleeve, 0.31b 0.55d 0.38l, Oib	1
	16	1035620	(000000-) Cable, Push / Pull, 070.4l M6x1.0/M6x1.0	1
	17	1035826	(000000-) Clevis, Adj, M6 Pin, M6 X 1.0 Rh, PI	2
	18	08178	(000000-) Pin, Cotter, .062 X 0.75	2
	19	14605	(000000-) Pin, Clevis, 0.25d X 0.75l	2
	20	32492	(000000-) Washer, Flat, 0.38, Std	1
	21	15331	(000000-) Washer, Flat, 0.62, Sae	1
	22	09010	(000000-) Screw, Hex, M8 X 1.25 X 25, Ss	1
	23	41359	(000000-) Nut, Hex, Std, M6 X 1.00, 8	3
	24	09007	(000000-) Screw, Hex, M6 X 1.00 X 25, Ss	1
	25	01684	(000000-) Washer, Flat, 0.27b 0.69d .05, Ss	4
	26	08712	(000000-) Nut, Hex, Lock, M6 X 1.00, NI, Ss	1
	27	1040162	(000000-) Pin, Clevis, 0.37d X 4.33l	1
	28	51538	(000000-) Pin, Clevis, 0.50d X 5.00l	1

Fig. 31 - Hydraulic Pump Linkage Group S30 and XP

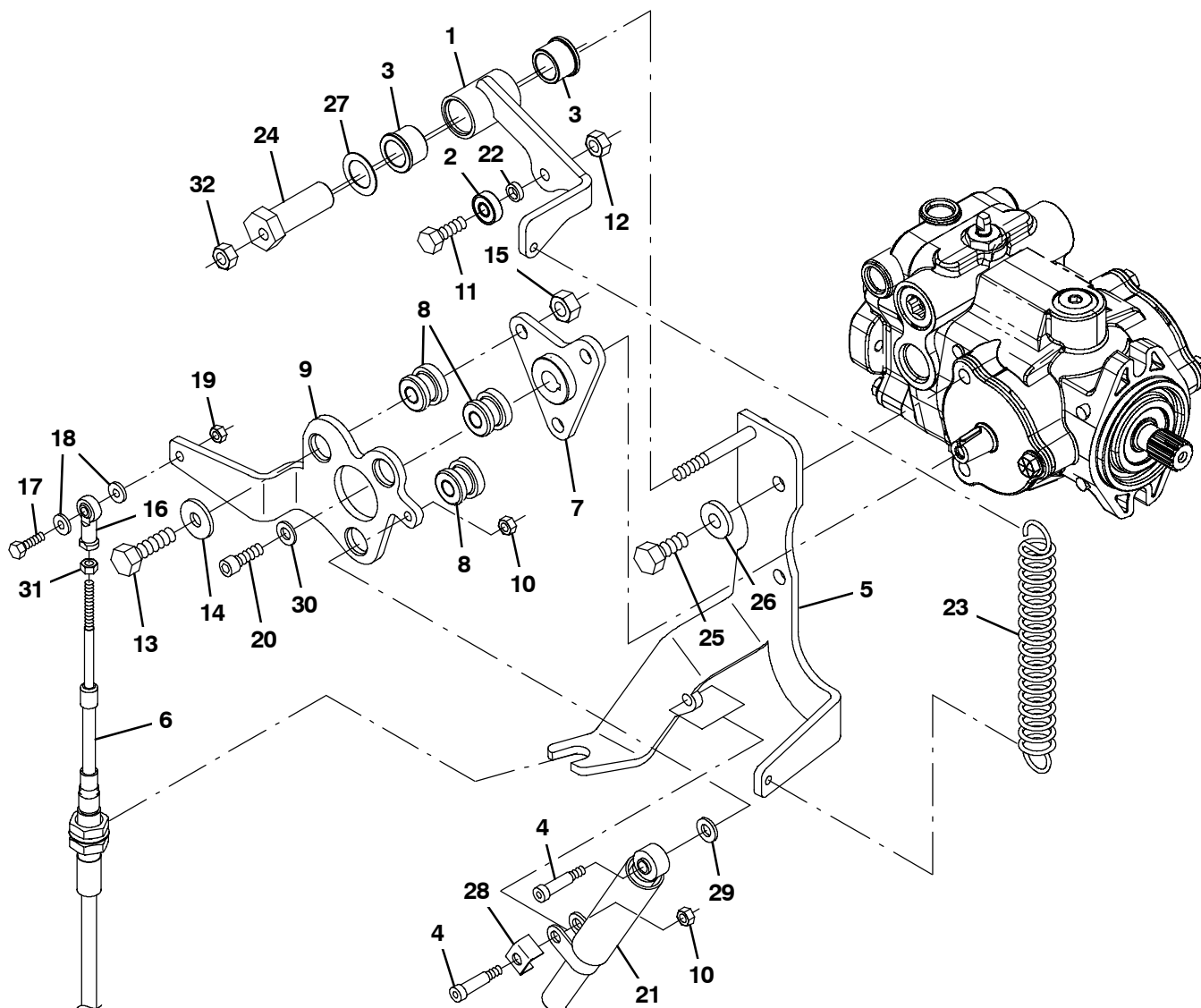


Fig. 31 - Hydraulic Pump Linkage Group S30 and XP

Ref.	Part No.	Serial Number	Description	Qty.
1	1031921	(000000-) Arm Wldt, Neutral	1
2	1027651	(000000-) Bearing, Ball, 8mmb X 22mmd X 7mmw	1
3	1028246	(000000-) Bearing, Flng, 0.75b 1.00d 0.75l, Bnz	2
4	16213	(000000-) Bolt, Shld, .31d X 1.00, .25-20	2
5	1034133	(000000-) Bracket Wldt, Linkage, Propel	1
6	1035619	(000000-) Cable, Push / Pull, 062.5l M6x1.0/M6x1.0	1
7	1031939	(000000-) Hub Wldt	1
8	59649	(000000-) Isolator, Vib, Bshg, 1.1d 0.6l .4b 0.78h	3
9	1034244	(000000-) Lever, Pump	1
10	75934	(000000-) Nut, Hex, Lock, .25-20, NI	2
11	76570	(000000-) Screw, Hex, M8 X 1.25 X 30, 8.8	1
12	08709	(000000-) Nut, Hex, Lock, M8 X 1.25, NI	1
13	39284	(000000-) Screw, Hex, M10 X 1.50 X 35, 8.8	3
14	13248	(000000-) Washer, Flat, 0.40b 1.12d .12, Stl, PI	3
15	41430	(000000-) Nut, Hex, Lock, M10 X 1.5, NI	3
16	1033995	(000000-) Rod-End, M6 X 1.0rh Fem 6mmb [Nylon]	1
17	06945	(000000-) Screw, Hex, M6 X 1.00 X 30, 8.8	1
18	32483	(000000-) Washer, Flat, 0.25, Sae	2
19	08708	(000000-) Nut, Hex, Lock, M6 X 1.00, NI	1
20	1033237	(000000-) Screw, Soc, .31-24 X 1.00, Al	1
21	73411	(000000-) Shock Absorber, 2.3 Strk	1
22	1027531	(000000-) Spacer, 0.33b 0.50d 0.15l, PI	1
23	222236	(000000-) Spring, Extn, 1.00od 0.12wir 05.0l	1
24	1027533	(000000-) Pin, Pivot, 0.75d 02.1l, Int 0.33b	1
25	21198	(000000-) Screw, Hex, .38-16 X 1.25, G5	2
26	32491	(000000-) Washer, Flat, 0.31, Std	2
27	64489	(000000-) Washer, Flat, 0.81b 1.24d .03, Stl, PI	1
28	84170	(000000-) Bracket, Retainer, Safety	1
29	39349	(000000-) Washer, Flat, 0.31, Sae	1
30	41186	(000000-) Washer, Flat, Belleville, .31	1
31	41359	(000000-) Nut, Hex, Std, M6 X 1.00, 8	1
32	08709	(000000-) Nut, Hex, Lock, M8 X 1.25, NI	1

Fig. 32 - Hopper Group, Plastic

Ref.	Part No.	Serial Number	Description	Qty.
1	1034614	(000000-) Hopper, Plstc, Trimmed	1
2	1032821	(000000-) Plate, Sppt, Hppr Bottom	1
3	1017218	(000000-) Washer, Flat, 0.32b 1.00d .12, Ss	6
4	1035684	(000000-) Bolt, Carriage, M8 X 1.25 X 30	16
5	32491	(000000-) Washer, Flat, 0.31, Std	10
6	08713	(000000-) Nut, Hex, Lock, M8 X 1.25, NI, Ss	16
7	1034168	(000000-) Bracket, Sppt, Hppr Seal	1
8	1045357	(000000-) Skirt, Lip	1
9	1045359	(000000-) Skirt, Lip, Hppr	1
10	1026798	(000000-) Strap, Main, Lip	1
11	367679	(000000-) Switch, Thermal, 160deg, Spdt	1
12	82733	(000000-) Gasket, Sensor, Thermal	1
13	360943	(000000-) Screw, Pan, Phl, 10-14 X 0.75, F/ Plstc	2
14	1041967	(000000-) Plate Wldt, Perma-Filter	1
15	1036519	(000000-) Seal, Perma-Filter	1
16	1040467	(000000-) Screw, Hex, M6 X 1.0 X 20, 9.8, Sems	11
17	1038037	(000000-) Skirt, Hppr	1
18	1038353	(000000-) Skirt, Neo, .12, 06.65w 18.50l, 03/ SI	1
19	41178	(000000-) Washer, Flat, 0.25, Fendr	5
20	11635	(000000-) Screw, Hex, M6 X 1.00 X 12, NI, Ss	5
21	1037099	(000000-) Seal, Inlet, Pre-Filter	1
22	9004815	(000000-001304) Latch Kit, Door, Access, Ci [S30]	1
23	1035660	(000000-) Seal, Foam, .50 7.47w 15.47l, Ure, Adh	1
24	1032545	(000000-) Hinge Wldt	1
25	1037346	(000000-) Screw, Hex, M8 X 1.25 X 25, 9.8, Sems	5
26	1044939	(000000-) Bracket, Support, Hinge	1
27	1047418	(001305-) Latch Wldt, Bolt	1
28	626081	(000000-) Spring, Cmpr, 0.48od .04wir 03.5l	1
29	397225	(000000-001304) Knob Assy, Star, 1.12d 3ear M06x1.0 0.8l	1
30	80491	(000000-) Sleeve, P/M, 0.25b 0.38d 0.2l [430ss]	1
31	43611	(000000-) Washer, Flat, 0.39b 0.75d .06, Nyl	1
32	1044764	(000000-) Bracket, Seal, Rh	1
33	1044768	(000000-) Bracket, Seal, Lh	1
34	1047420	(001305-) Door Wldt	1
35	08708	(001305-) Nut, Hex, Lock, M6 X 1.00, NI	1
36	1047543	(001305-) Knob, Rnd, 2.38d 0.88l M6 X 1.0, Plstc	1
37	1049158	(000000-) Seal, Hppr	2

Fig. 33 - Hopper Group, Steel

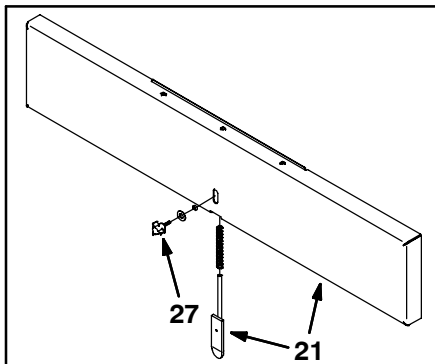
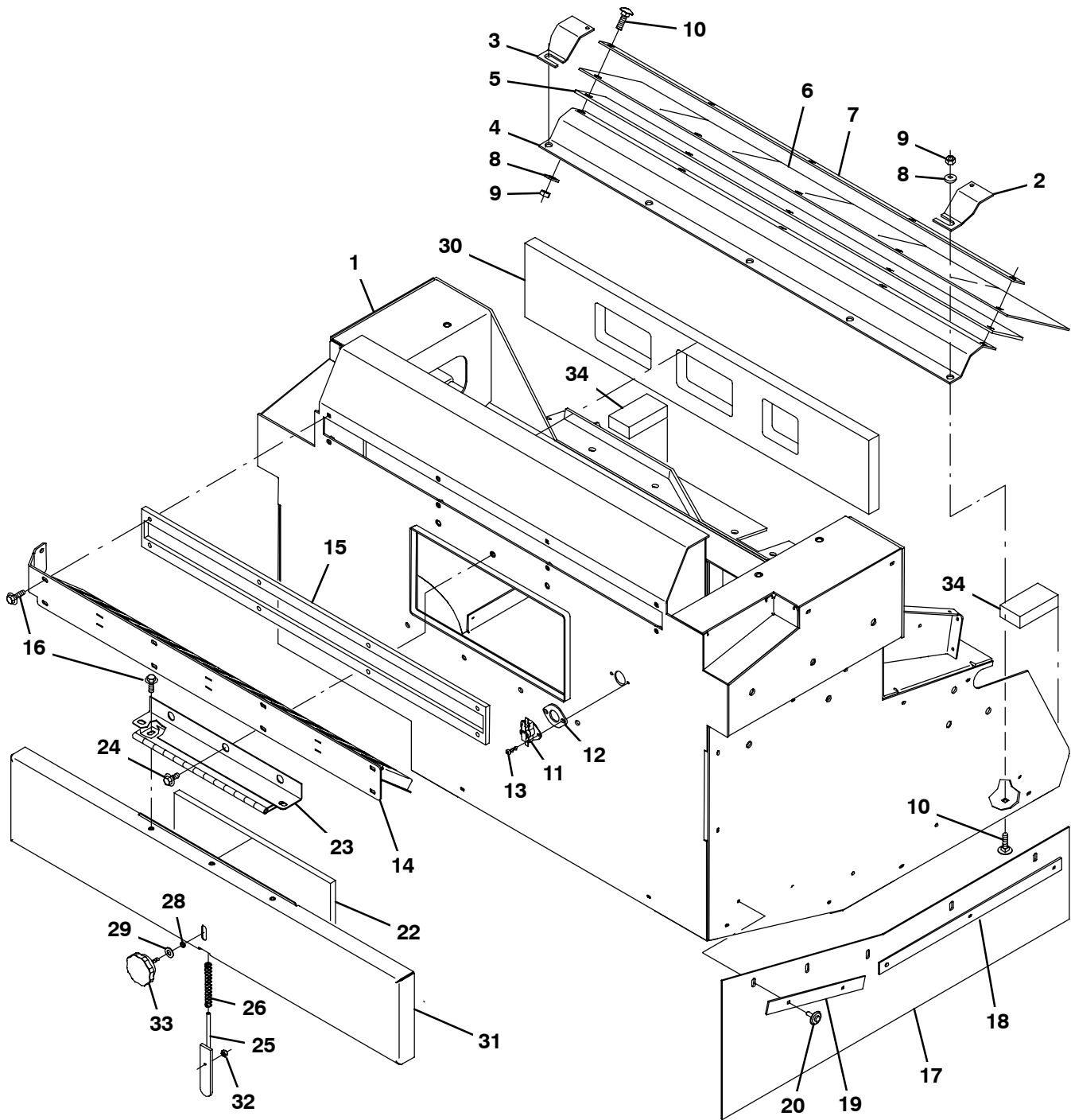


Fig. 33 - Hopper Group, Steel

Ref.	Part No.	Serial Number	Description	Qty.
1	1026681	(000000-) Hopper Wldt, Stl, Rear Dump	1
2	1044768	(000000-) Bracket, Seal, Lh	1
3	1044764	(000000-) Bracket, Seal, Rh	1
4	1034168	(000000-) Bracket, Sppt, Hppr Seal	1
5	1045357	(000000-) Skirt, Lip	1
6	1040590	(000000-) Skirt, Lip, Hppr, Stl	1
7	1026798	(000000-) Strap, Main, Lip	1
8	32491	(000000-) Washer, Flat, 0.31, Std	10
9	08713	(000000-) Nut, Hex, Lock, M8 X 1.25, NI, Ss	10
10	1035684	(000000-) Bolt, Carriage, M8 X 1.25 X 30	10
11	367679	(000000-) Switch, Thermal, 160deg, Spdt	1
12	82733	(000000-) Gasket, Sensor, Thermal	1
13	24265	(000000-) Screw, Pan, Phl, M4 X 0.70 X 16, Ss	2
14	1041967	(000000-) Plate Wldt, Perma-Filter	1
15	1036519	(000000-) Seal, Perma-Filter	1
16	1040467	(000000-) Screw, Hex, M6 X 1.0 X 20, 9.8, Sems	11
17	1040276	(000000-) Skirt, Deflector	1
18	1040400	(000000-) Retainer, Skirt	1
19	1040408	(000000-) Retainer, Skirt	1
20	72968	(000000-) Rivet, Plstc, .250d X 0.90	5
21	9004815	(000000-001304) Latch Kit, Door, Access, Ci [S30]	1
22	1035660	(000000-) Seal, Foam, .50 7.47w 15.47l, Ure, Adh	1
23	1032545	(000000-) Hinge Wldt	1
24	1037346	(000000-) Screw, Hex, M8 X 1.25 X 25, 9.8, Sems	6
25	1047418	(001305-) Latch Wldt, Bolt	1
26	626081	(000000-) Spring, Cmpr, 0.48od .04wir 03.5l	1
27	397225	(000000-001304) Knob Assy, Star, 1.12d 3ear M06x1.0 0.8l	1
28	80491	(000000-) Sleeve, P/M, 0.25b 0.38d 0.2l [430ss]	1
29	43611	(000000-) Washer, Flat, 0.39b 0.75d .06, Nyl	1
30	1037099	(000000-) Seal, Inlet, Pre-Filter	1
31	1047420	(001305-) Door Wldt	1
32	08708	(001305-) Nut, Hex, Lock, M6 X 1.00, NI	1
33	1047543	(001305-) Knob, Rnd, 2.38d 0.88l M6 X 1.0, Plstc	1
34	1049158	(000000-) Seal, Hppr	2

Fig. 34 - Hopper Cylinder and Dump Door Group, Plastic

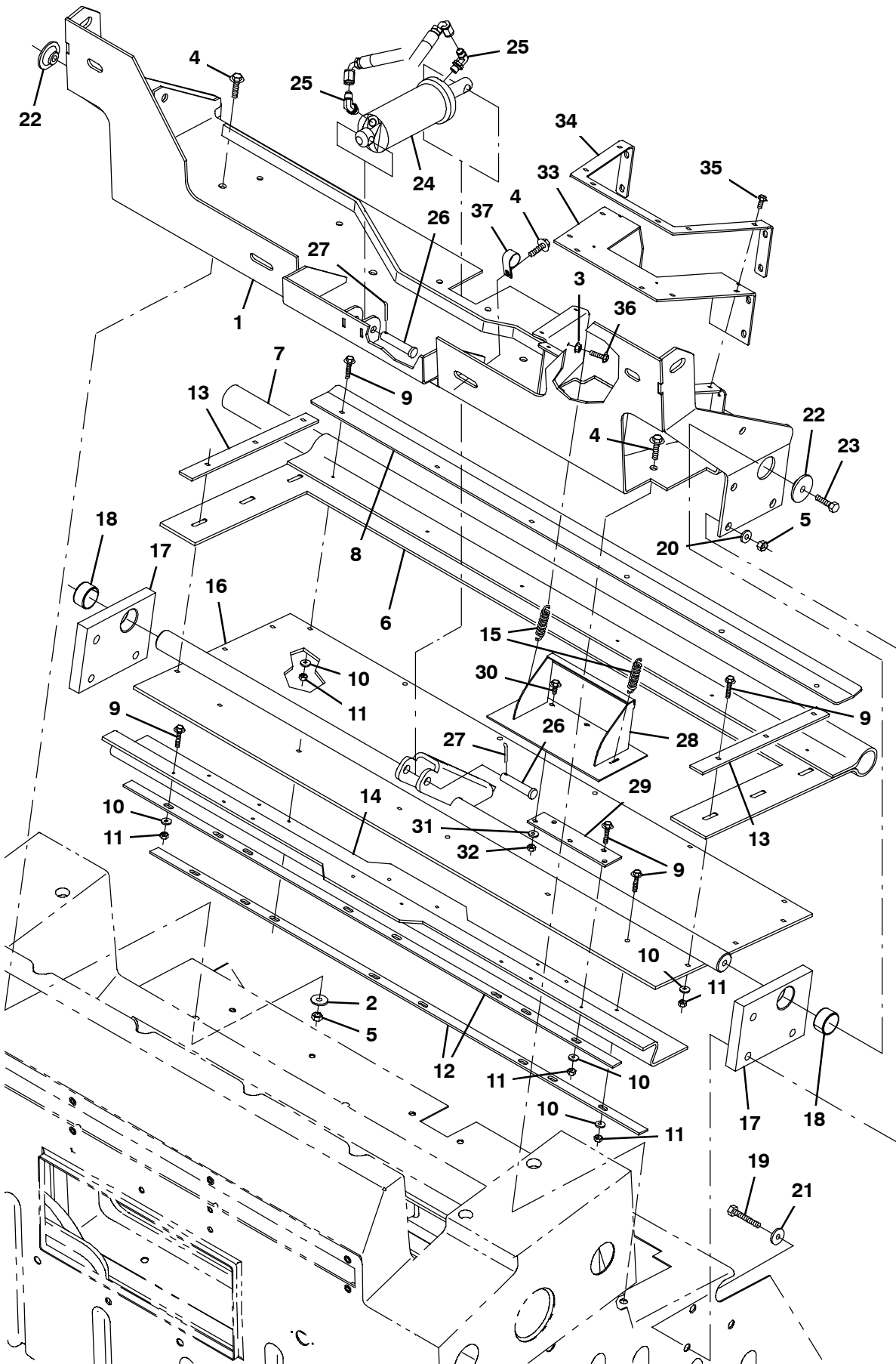


Fig. 34 - Hopper Cylinder and Dump Door Group, Plastic

Ref.	Part No.	Serial Number	Description	Qty.	
1	1039907	(000000-) Panel Wldt, Mtg, Door	1	
2	1017218	(000000-) Washer, Flat, 0.32b 1.00d .12, Ss	5	
3	07790	(000000-) Nut, Hex, Flng, M6 X 1.00	2	
4	1037354	(000000-) Screw, Hex, M8 X 1.25 X 30, 9.8, Sems	5	
5	08713	(000000-) Nut, Hex, Lock, M8 X 1.25, NI, Ss	11	
▽	9004078	(000000-) Skirt Kit, Door, Hppr, Maint [S30]	1	
▲	6	1044420	(000000-) Seal, Door, Dump	1
▲	7	1030218	(000000-) Cord, Sponge	1
▲	8	1044419	(000000-) Plate, Retainer, Door, Dump	1
▲	9	1037345	(000000-) Screw, Hex, M6 X 1.00 X 30, 9.8, Sems	24
▲	10	32490	(000000-) Washer, Flat, 0.25, Std	24
▲	11	08712	(000000-) Nut, Hex, Lock, M6 X 1.00, NI, Ss	24
▲	12	1048891	(000000-) Plate, Seal, Retainer	2
▲	13	1044950	(000000-) Strap, Door, Dump, Side	2
▲	14	1026879	(000000-) Seal, Wiper, Door	1
15	75575	(000000-) Spring, Extn, 0.50od 0.06wir 02.5l	2	
16	1026755	(000000-) Door Wldt, Hppr	1	
17	1037335	(000000-) Housing, Brg, Pivot, Door	2	
18	1040759	(000000-) Bearing, Journal-1.25 I.D. X .75 Lg	2	
19	16930	(000000-) Screw, Hex, M10 X 1.50 X 50, 8.8	6	
20	32492	(000000-) Washer, Flat, 0.38, Std	6	
21	1017218	(000000-) Washer, Flat, 0.32b 1.00d .12, Ss	6	
22	1044095	(000000-) Spacer, Sppt	2	
23	09011	(000000-) Screw, Hex, M8 X 1.25 X 30, Ss	2	
24	1038176	(000000-) Cylinder, Hyd, 2.0b 08.0l 04.00strk 2500	1	
25	77097	(000000-) Fitting, Hyd, E90, Jm04/Om04	2	
26	630448	(000000-) Pin, Clevis, 0.50d X 2.25l	2	
27	08236	(000000-) Pin, Cotter, .156 X 1.25	2	
28	1039883	(000000-) Door Wldt, Dust	1	
29	1039916	(000000-) Hinge, Rbr	1	
30	1040467	(000000-) Screw, Hex, M6 X 1.0 X 20, 9.8, Sems	3	
31	32490	(000000-) Washer, Flat, 0.25, Std	3	
32	08712	(000000-) Nut, Hex, Lock, M6 X 1.00, NI, Ss	3	
33	1047073	(000000-) Gasket, Rbr, Dust Chute	1	
34	1047096	(000000-) Bracket, Seal, Chute	1	
35	222158	(000000-) Screw, Hex, M6 X 1.00 X 10, Fmg	10	
36	222159	(000000-) Screw, Hex, M6 X 1.00 X 25, Fmg	2	
37	53468	(000000-) Clamp, Cable, Stl, 1.75d X 1.00w, 1hole	1	

Fig. 35 - Hopper Cylinder and Dump Door Group, Steel

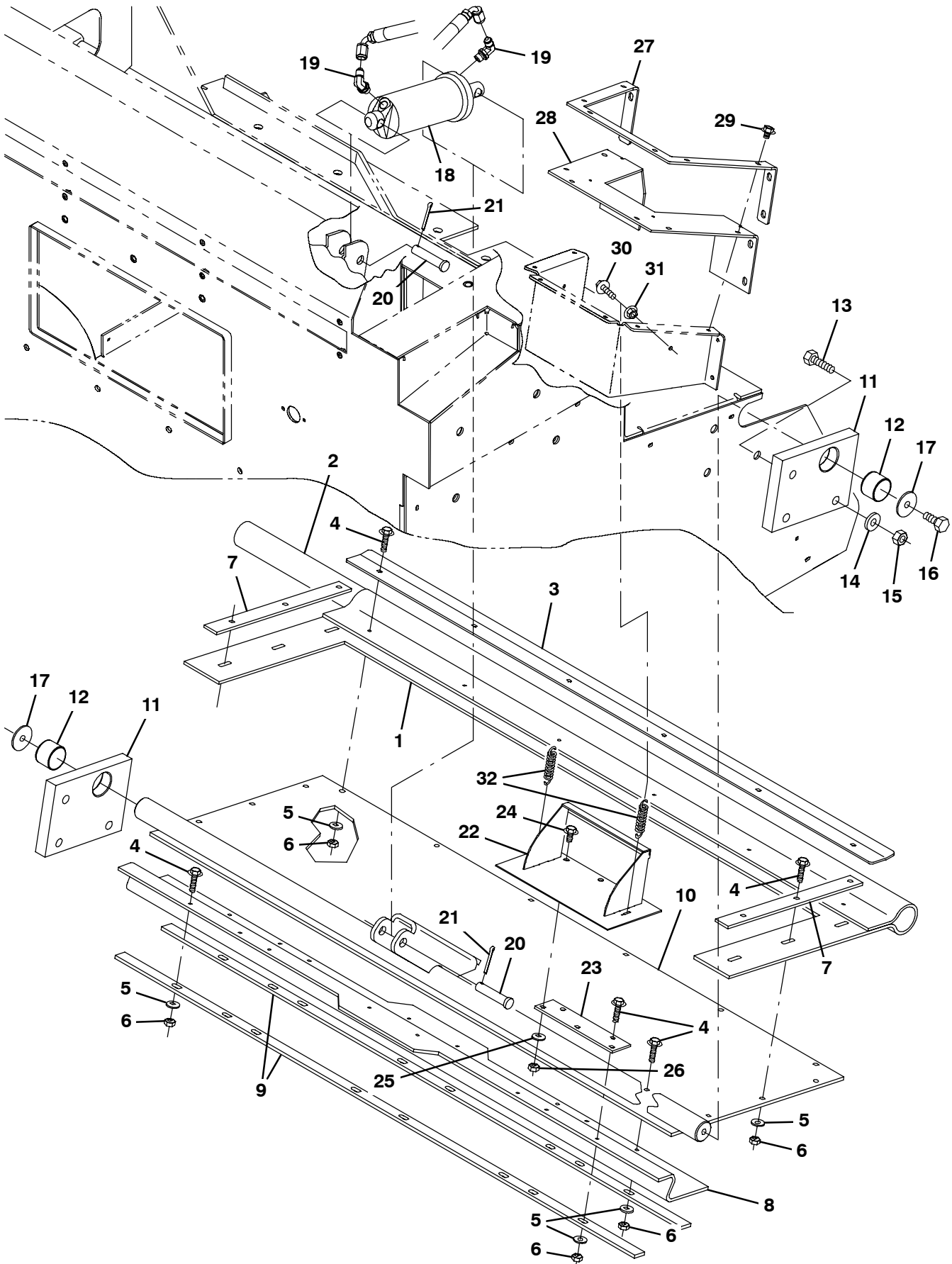


Fig. 35 - Hopper Cylinder and Dump Door Group, Steel

Ref.	Part No.	Serial Number	Description	Qty.
▽	9004078	(000000-) Skirt Kit, Door, Hppr, Maint [S30]	1
▲	1 1044420	(000000-) Seal, Door, Dump	1
▲	2 1030218	(000000-) Cord, Sponge	1
▲	3 1044419	(000000-) Plate, Retainer, Door, Dump	1
▲	4 1037345	(000000-) Screw, Hex, M6 X 1.00 X 30, 9.8, Sems	24
▲	5 32490	(000000-) Washer, Flat, 0.25, Std	24
▲	6 08712	(000000-) Nut, Hex, Lock, M6 X 1.00, NI, Ss	24
▲	7 1044950	(000000-) Strap, Door, Dump, Side	2
▲	8 1026879	(000000-) Seal, Wiper, Door	1
▲	9 1048891	(000000-) Plate, Seal, Retainer	2
	10 1026755	(000000-) Door Wldt, Hppr	1
	11 1037335	(000000-) Housing, Brg, Pivot, Door	2
	12 1040759	(000000-) Bearing, Journal-1.25 I.D. X .75 Lg	2
	13 06962	(000000-) Screw, Hex, M10 X 1.50 X 45, 8.8	6
	14 32492	(000000-) Washer, Flat, 0.38, Std	6
	15 41430	(000000-) Nut, Hex, Lock, M10 X 1.5, NI	6
	16 15675	(000000-) Screw, Hex, M8 X 1.25 X 16, Ss	2
	17 379829	(000000-) Washer, Flat, 0.34b 1.50d .12, Stl, PI	2
	18 1038176	(000000-) Cylinder, Hyd, 2.0b 08.0l 04.00strk 2500	1
	19 77097	(000000-) Fitting, Hyd, E90, Jm04/Om04	2
	20 630448	(000000-) Pin, Clevis, 0.50d X 2.25l	2
	21 08236	(000000-) Pin, Cotter, .156 X 1.25	2
	22 1039883	(000000-) Door Wldt, Dust	1
	23 1039916	(000000-) Hinge, Rbr	1
	24 1040467	(000000-) Screw, Hex, M6 X 1.0 X 20, 9.8, Sems	3
	25 32483	(000000-) Washer, Flat, 0.25, Sae	3
	26 08712	(000000-) Nut, Hex, Lock, M6 X 1.00, NI, Ss	3
	27 1047096	(000000-) Bracket, Seal, Chute	1
	28 1047073	(000000-) Gasket, Rbr, Dust Chute	1
	29 361339	(000000-) Screw, Hex, M6 X 1.00 X 16, Fmg	10
	30 222159	(000000-) Screw, Hex, M6 X 1.00 X 25, Fmg	2
	31 07790	(000000-) Nut, Hex, FIng, M6 X 1.00	2
	32 75575	(000000-) Spring, Extn, 0.50od 0.06wir 02.5l	2

Fig. 36 - Hopper Cover Group

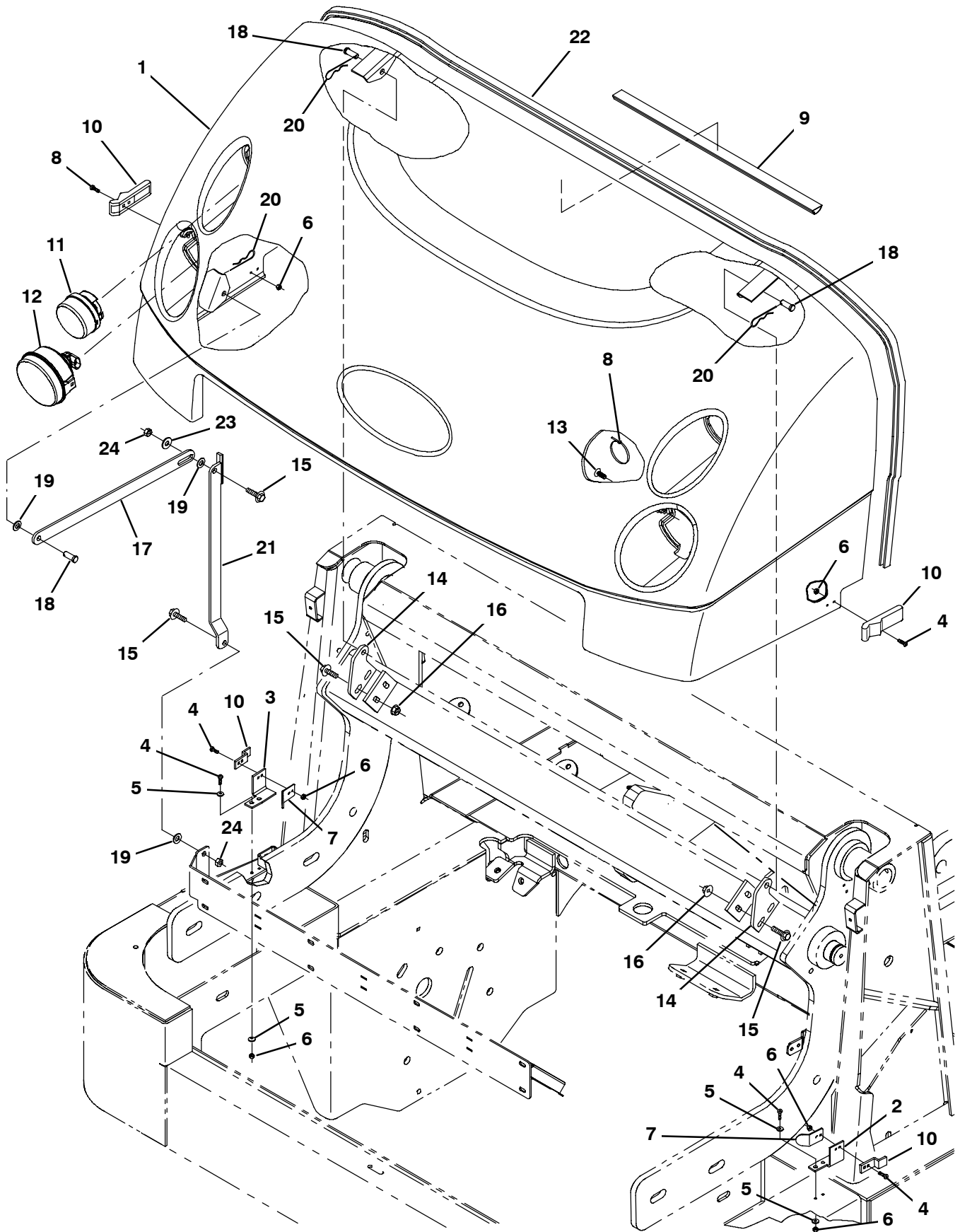


Fig. 36 - Hopper Cover Group

Ref.	Part No.	Serial Number	Description	Qty.
1	1040118	(000000-) Cover Assy, Hppr	1
2	1039971	(000000-) Bracket, Latch, Rh	1
3	1039999	(000000-) Bracket, Latch, Lh	1
4	06927	(000000-) Screw, Pan, Phl, M4 X 0.70 X 16, 4.8	8
5	19065	(000000-) Washer, Flat, 08	8
6	02850	(000000-) Nut, Hex, Lock, M4 X 0.70, NI	8
7	1034864	(000000-) Angle, Guide	2
8	49263	(000000-) Tie, Cable, Nyl, 11.4l .19w 3.0 Max D	2
9	55034	(000000-) Duct, Vyl, 0.74 X 1.50 .75d Max 48.0l	1
10	49800	(000000-) Latch	2
11	1029238	(000000-) Lens Assy, W/ Reflector	2
▽	12	1029280	(000000-) Headlight, 12vdc, 35watt 2.8a, Halogen	2
▲		1052797	(000000-) Lamp, 12vdc, 35watt 2.8a	1
13	21168	(000000-) Clip, .250h, Plstc [Pine-Tree]	2
14	1039812	(000000-) Plate, Hinge	2
15	1037354	(000000-) Screw, Hex, M8 X 1.25 X 30, 9.8, Sems	6
16	07791	(000000-) Nut, Hex, Fing, M8 X 1.25	4
17	1039942	(000000-) Link, 0.19, 1.0w 16.5l, 1/0.5h 1/0.4sl	1
18	04733-2	(000000-) Pin, Clevis, 0.37d X 0.62l	3
19	43611	(000000-) Washer, Flat, 0.39b 0.75d .06, Nyl	3
20	86866	(000000-) Pin, Cotter, Hair, 0.38d .072 Wir	3
21	1040082	(000000-) Arm Wldt, Safety	1
22	1046408	(000000-) Molding, Afmkt, Trim, Pvc, .18 .31, 12ft	1
23	32491	(000000-) Washer, Flat, 0.31, Std	1
24	08709	(000000-) Nut, Hex, Lock, M8 X 1.25, NI	2

Fig. 37 - Hopper Lift Arms and Bumper Group, Plastic

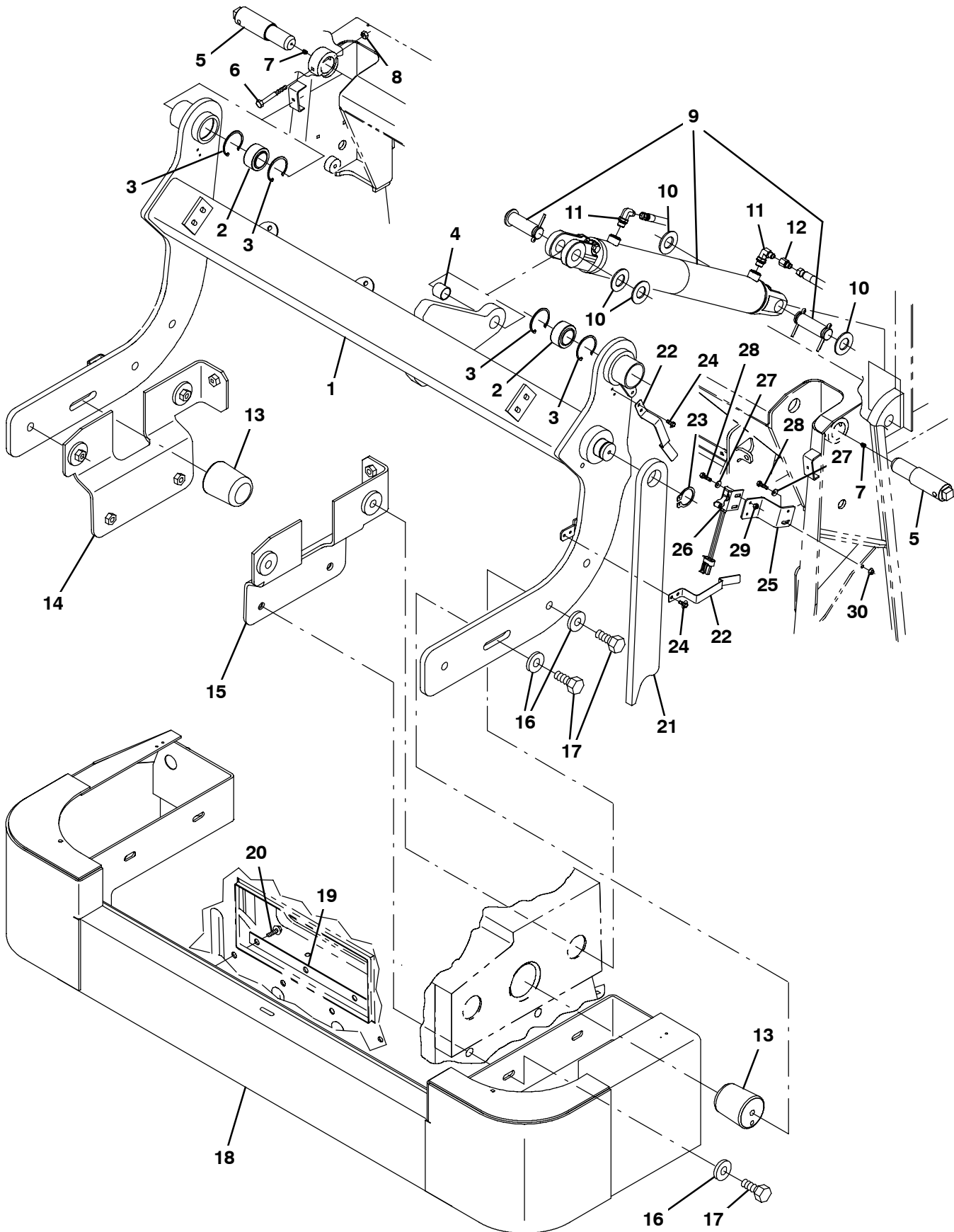


Fig. 37 - Hopper Lift Arms and Bumper Group, Plastic

Ref.	Part No.	Serial Number	Description	Qty.	
1	9004519	(000000-) Arm, Lift, Hppr, W/ Label, Replmt	1	
2	42120-1	(000000-) Bearing, Self Align, 1.25b 2.00d	2	
3	59542	(000000-) Ring, Retaining, Int, 2.00d	4	
4	35529	(000000-) Bushing, Sleeve, 1.00b 1.13d 0.99l, Fgl	1	
5	1030102	(000000-) Pin, Lift, Hppr	2	
6	39279	(000000-) Screw, Hex, M8 X 1.25 X 70, 8.8	2	
7	07259	(000000-) Fitting, Grease, Str Pm04 .47l	2	
8	08709	(000000-) Nut, Hex, Lock, M8 X 1.25, NI	2	
▽	9	1038915	(000000-) Cylinder, Hyd, 2.5b 28.6l 18.62strk 3000	1
▲		373702	(000000-) Seal Kit	1
10	32598	(000000-) Washer, Flat, 1.02b 1.75d .12, Stl	4	
11	47638	(000000-) Fitting, Hyd, E90, Jm04/Om06	2	
12	16455	(000000-) Fitting, Hyd, Rst, Jf04/Jm04, .047	1	
13	1038922	(000000-) Pin, Hppr, Lift	2	
14	1042327	(000000-) Plate Wldt, Sppt, Hppr, Rh	1	
15	1042328	(000000-) Plate Wldt, Sppt, Hppr, Lh	1	
16	36328	(000000-) Washer, Flat, Belleville, .50	10	
17	69972	(000000-) Screw, Hex, M12 X 1.75 X 40, 10.9	10	
18	1026317	(000000-) Bumper Wldt, Front	1	
19	1038070	(000000-) Bar, Flat, Ss 0.12 01.00 X 18.5l, 4/0.5h	1	
20	1037355	(000000-) Screw, Hex, M8 X 1.25 X 35, 9.8, Sems	4	
21	9004527	(000000-) Arm, Safety, Hppr, W/ Label, Replmt	1	
22	1042973	(000000-) Clip, Spring, Prop Arm	2	
23	63926	(000000-) Ring, Retaining, Ext, 1.50d, Hd	1	
24	222158	(000000-) Screw, Hex, M6 X 1.00 X 10, Fmg	4	
25	1039057	(000000-) Bracket, Mtg, Switch	1	
26	367404	(000000-) Switch, Snap, 15a No, Rlr	1	
27	19066	(000000-) Washer, Flat, 10	4	
28	09252	(000000-) Screw, Hex, M5 X 0.80 X 20, 8.8	4	
29	06549	(000000-) Nut, Hex, Lock, M5 X 0.80, NI	4	
30	07789	(000000-) Nut, Hex, Flng, M5 X 0.80	2	

Fig. 38 - Hopper Lift Arms and Bumper Group, Steel

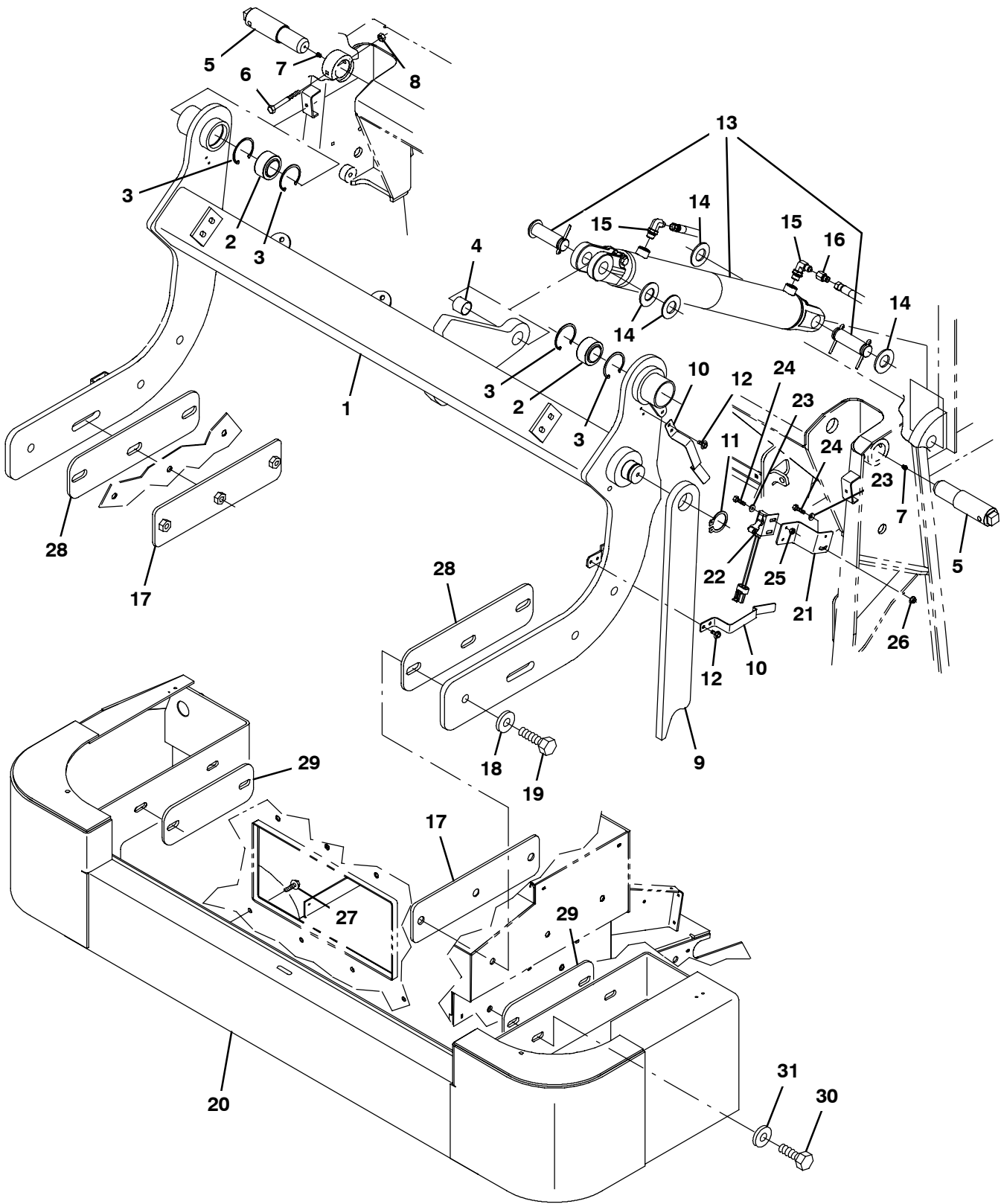


Fig. 38 - Hopper Lift Arms and Bumper Group, Steel

Ref.	Part No.	Serial Number	Description	Qty.	
1	9004519	(000000-) Arm, Lift, Hppr, W/ Label, Replmt	1	
2	42120-1	(000000-) Bearing, Self Align, 1.25b 2.00d	2	
3	59542	(000000-) Ring, Retaining, Int, 2.00d	4	
4	35529	(000000-) Bushing, Sleeve, 1.00b 1.13d 0.99l, Fgl	1	
5	1030102	(000000-) Pin, Lift, Hppr	2	
6	39279	(000000-) Screw, Hex, M8 X 1.25 X 70, 8.8	2	
7	07259	(000000-) Fitting, Grease, Str Pm04 .47l	2	
8	08709	(000000-) Nut, Hex, Lock, M8 X 1.25, NI	2	
9	9004527	(000000-) Arm, Safety, Hppr, W/ Label, Replmt	1	
10	1042973	(000000-) Clip, Spring, Prop Arm	2	
11	63926	(000000-) Ring, Retaining, Ext, 1.50d, Hd	1	
12	222158	(000000-) Screw, Hex, M6 X 1.00 X 10, Fmg	4	
▽	13	1038915	(000000-) Cylinder, Hyd, 2.5b 28.6l 18.62strk 3000	1
▲		373702	(000000-) Seal Kit	1
14	32598	(000000-) Washer, Flat, 1.02b 1.75d .12, Stl	4	
15	47638	(000000-) Fitting, Hyd, E90, Jm04/Om06	2	
16	16455	(000000-) Fitting, Hyd, Rst, Jf04/Jm04, .047	1	
17	1039914	(000000-) Plate, Sppt, Hppr	2	
18	36328	(000000-) Washer, Flat, Belleville, .50	6	
19	06971	(000000-) Screw, Hex, M12 X 1.75 X 50, 8.8	6	
20	1026317	(000000-) Bumper Wldt, Front	1	
21	1039057	(000000-) Bracket, Mtg, Switch	1	
22	367404	(000000-) Switch, Snap, 15a No, Rlr	1	
23	19066	(000000-) Washer, Flat, 10	4	
24	09252	(000000-) Screw, Hex, M5 X 0.80 X 20, 8.8	4	
25	06549	(000000-) Nut, Hex, Lock, M5 X 0.80, NI	4	
26	07789	(000000-) Nut, Hex, Flng, M5 X 0.80	2	
27	1037355	(000000-) Screw, Hex, M8 X 1.25 X 35, 9.8, Sems	4	
28	1046929	(000000-) Plate	2	
29	1046928	(000000-) Plate	2	
30	69972	(000000-) Screw, Hex, M12 X 1.75 X 40, 10.9	4	
31	32493	(000000-) Washer, Flat, 0.50, Std	4	

Fig. 39 - Hopper Counter Weight Group, Steel

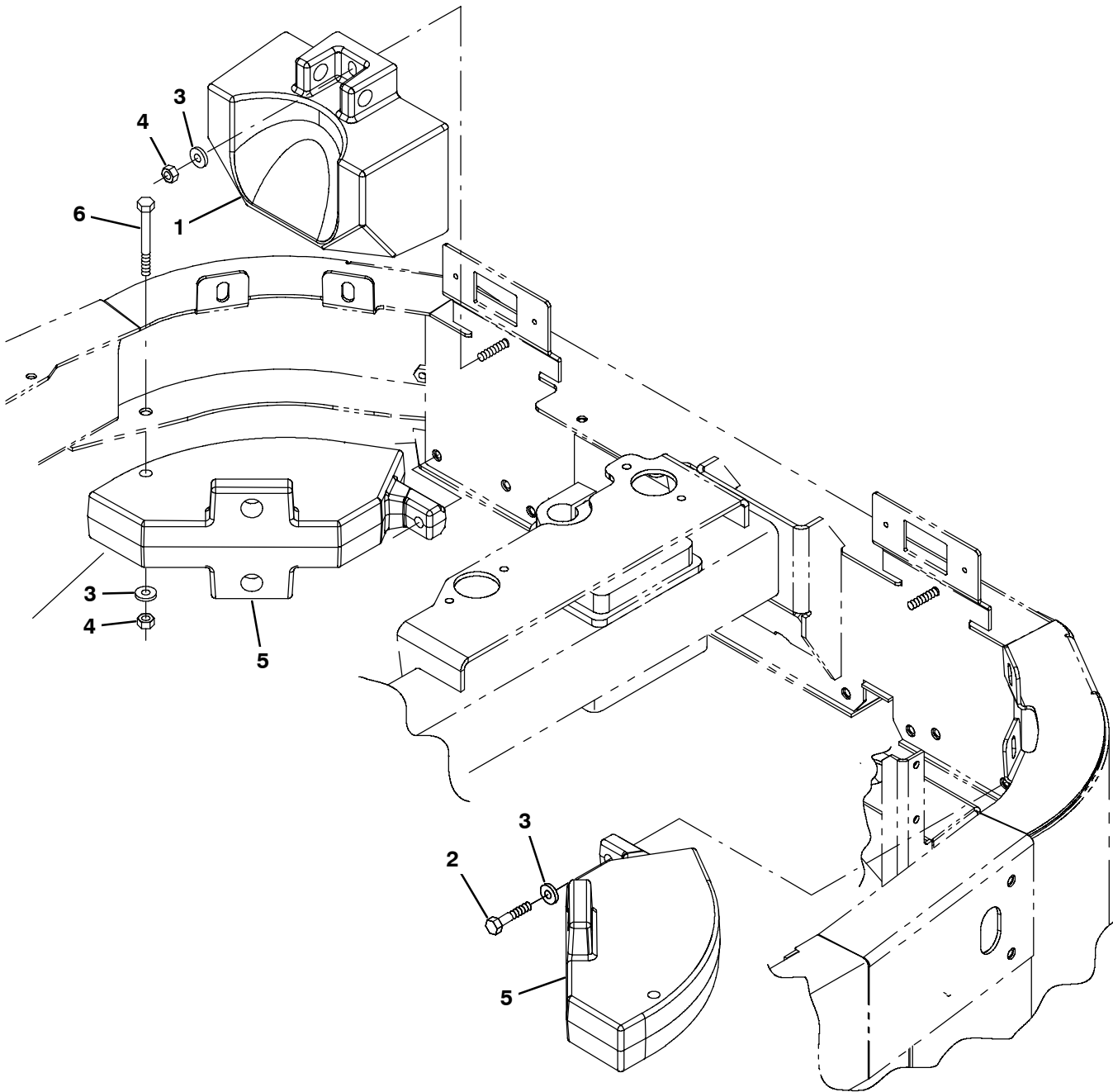


Fig. 39 - Hopper Counter Weight Group, Steel

Ref.	Part No.	Serial Number	Description	Qty.
1	1031503	(000000-) Weight, Counter, Casting, 72.8lb	1
2	16930	(000000-) Screw, Hex, M10 X 1.50 X 50, 8.8	3
3	32493	(000000-) Washer, Flat, 0.50, Std	6
4	08714	(000000-) Nut, Hex, Lock, M10 X 1.5, NI, Ss	3
5	1034978	(000000-) Weight, Counter, Casting, 52.8lb	2
6	03193	(000000-) Screw, Hex, M10 X 1.50 X 90, 8.8	2

Fig. 40 - Hopper Pre-Filter Group

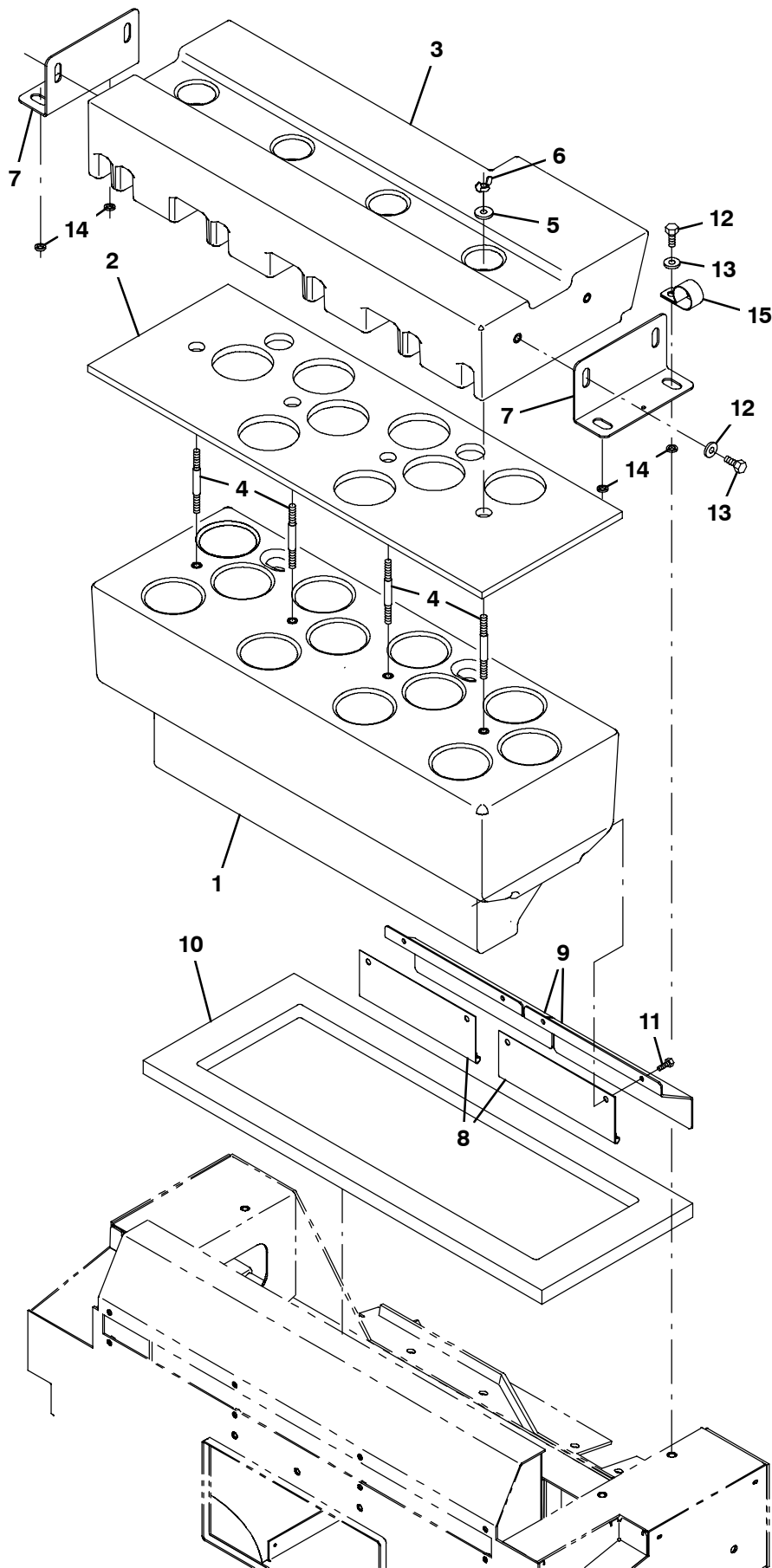


Fig. 40 - Hopper Pre-Filter Group

Ref.	Part No.	Serial Number	Description	Qty.
1	1035293	(000000-) Box, Pre-Filter, Lower, Trimmed	1
2	1027149	(000000-) Seal, Pre-Filter [Midsize]	1
3	1035506	(000000-) Box, Pre-Filter, Upper, 3 X 4, Trimmed	1
4	1038160	(000000-) Rod, Thrd, 2 End, M10 X 1.5 04.6l	4
5	33948	(000000-) Washer, Flat, 0.38, Fendr	4
6	1038172	(000000-) Nut, Wing, M10 X 1.5, Pltd	4
7	1045109	(000000-) Bracket, Mtg, Filter	2
8	1036802	(000000-) Seal Assy, Pre-Filter	2
9	1042047	(000000-) Bracket, Retainer, Dust Seal	2
10	1044998	(000000-) Seal, Pre-Filter	1
11	06942	(000000-) Screw, Hex, M6 X 1.00 X 16, 8.8	4
12	06960	(000000-) Screw, Hex, M10 X 1.50 X 16, 8.8	8
13	13248	(000000-) Washer, Flat, 0.40b 1.12d .12, Stl, Pl	8
14	390880	(000000-) Sleeve, P/M, 0.40b 0.63d 0.1l [430ss]	4
15	53466	(000000-) Clamp, Cable, Stl, 1.50d X 1.00w, 1hole	1

Fig. 41 - Hopper Vacuum Fan Group

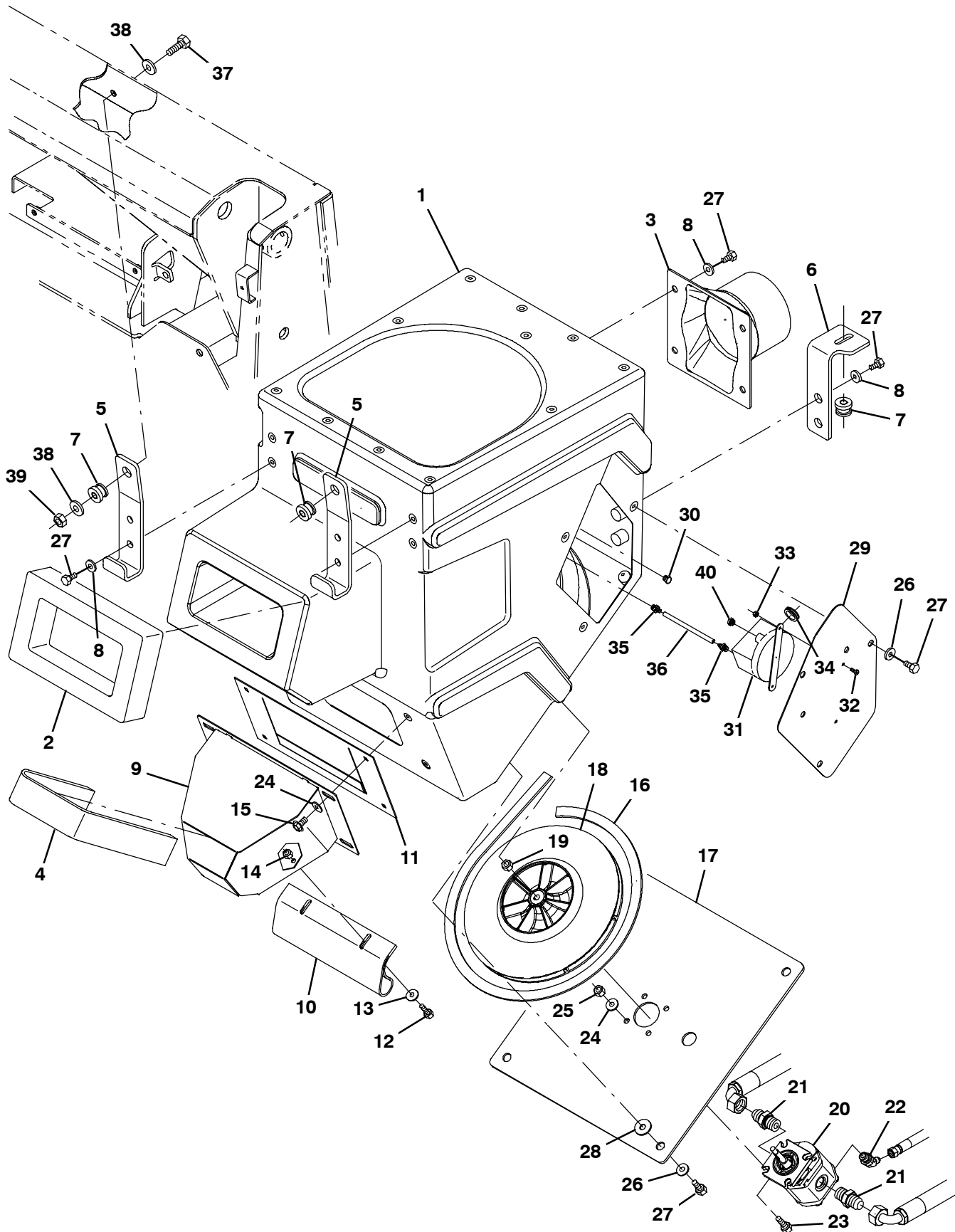


Fig. 41 - Hopper Vacuum Fan Group

Ref.	Part No.	Serial Number	Description	Qty.
1	1035510	(000000-) Housing, Fltr, Trimmed	1
2	1035483	(000000-) Gasket, 2.00, 06.30w 10.63l, Adh	1
3	1031122	(000000-) Duct, Outlet, Vacuum	1
4	1048997	(000000-) Seal, Chute, Dust	1
5	1030622	(000000-) Bracket, Mtg, Fltr	2
6	1045232	(000000-) Bracket, Mtg, Fltr	1
7	54274	(000000-) Isolator, Vib, Bshg, 1.1d 0.6l .4b 0.78h	3
8	1017218	(000000-) Washer, Flat, 0.32b 1.00d .12, Ss	10
9	1039853	(000000-) Duct Wldt, Chute, Dust, 34 Deg	1
10	1039948	(000000-) Seal, Rbr, .13, 9.06w 9.84l, Red	1
11	1042463	(000000-) Flap Assy, Seal, Dust Chute	1
12	06943	(000000-) Screw, Hex, M6 X 1.00 X 20, 8.8	2
13	41178	(000000-) Washer, Flat, 0.25, Fendr	2
14	08708	(000000-) Nut, Hex, Lock, M6 X 1.00, NI	2
15	16735	(000000-) Screw, Hex, M8 X 1.25 X 16, 8.8	4
16	1053361	(000000-) Seal, Afrmkt, Rbr, Clsd, Adh, 05ft	1
17	1041237	(000000-) Plate, Mtg, Vacfan	1
18	1039127	(000000-) Impeller Assy, Vacfan [Coyote]	1
19	31241	(000000-) Nut, Hex, Lock, .31-24, NI, Thin	1
▽	20	1039846	(000000-) Motor, Hyd, Gear, Ext 0.28 Rh 3000	1
▲		373712	(000000-) Motor, Info, Repair	1
▲		373711	(000000-) Seal Kit, Motor	1
	21	44869	(000000-) Fitting, Hyd, Str, Jm08/Om08	2
	22	393215	(000000-) Fitting, Hyd, E45, Jm04/Om06	1
	23	39277	(000000-) Screw, Hex, M8 X 1.25 X 25, 8.8	4
	24	39349	(000000-) Washer, Flat, 0.31, Sae	8
	25	08709	(000000-) Nut, Hex, Lock, M8 X 1.25, NI	4
	26	32491	(000000-) Washer, Flat, 0.31, Std	7
	27	16931	(000000-) Screw, Hex, M8 X 1.25 X 20, 8.8	17
	28	13248	(000000-) Washer, Flat, 0.40b 1.12d .12, Stl, PI	6
	29	1037088	(000000-) Plate, Cover	1
	30	41279	(000000-) Fitting, Brs, Str, Pm02, Hex Plug	1
	31	1045128	(000000-) Switch, Pressure, 12v	1
	32	49697	(000000-) Screw, Pan, Phl, M4 X 0.70 X 10, Ss	2
	33	02850	(000000-) Nut, Hex, Lock, M4 X 0.70, NI	2
	34	10632-4	(000000-) Grommet, Rbr, 0.62id, F/0.9h, .06 Matl	1
	35	40607	(000000-) Fitting, Brs, Str, Bm03/Pm02	2
	36	09893	(000000-) Hose, Vacuum, 0.16id X 012.0l	1
	37	39285	(000000-) Screw, Hex, M10 X 1.50 X 40, 8.8	2
	38	32492	(000000-) Washer, Flat, 0.38, Std	2
	39	41430	(000000-) Nut, Hex, Lock, M10 X 1.5, NI	2
	40	82739	(000000-) Fitting, Brs, Breather [02mp]	1

Fig. 42 - Hopper Filter Shaker Group

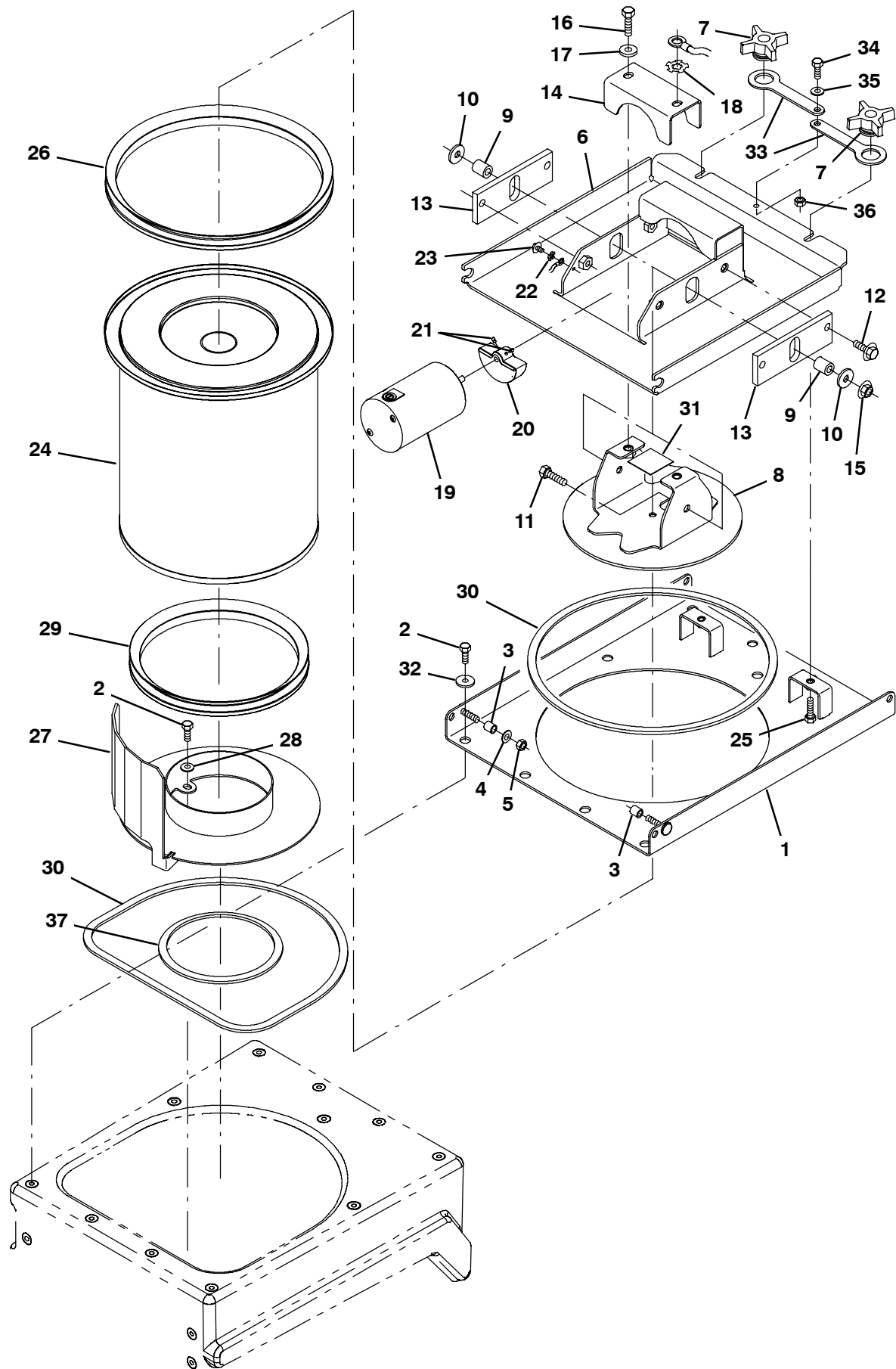


Fig. 42 - Hopper Filter Shaker Group

Ref.	Part No.	Serial Number	Description	Qty.
1	1030451	(000000-) Plate Wldt, Lower	1
2	16391	(000000-) Screw, Hex, M8 X 1.25 X 20, 8.8	13
3	63234	(000000-) Tube, 0.38id 0.50od 00.6l, Ss	2
4	39349	(000000-) Washer, Flat, 0.31, Sae	4
5	08713	(000000-) Nut, Hex, Lock, M8 X 1.25, NI, Ss	2
6	1043869	(000000-) Door Wldt, Shagr	1
7	1015911	(000000-001430) Knob, Star, 2.75d 4ear 1.1l M8x1.25,Thru	2
7	1048335	(001431-) Knob, Star, 2.75d 4ear 1.1l M8x1.25	2
8	1040812	(000000-) Bracket Wldt, Mtg, Shagr	1
9	1043927	(000000-) Tube, 0.41id, 0.73od, 00.88l, Stl	2
10	13248	(000000-) Washer, Flat, 0.40b 1.12d .12, Stl, Pl	2
11	39285	(000000-) Screw, Hex, M10 X 1.50 X 40, 8.8	2
12	1037358	(000000-) Screw, Hex, M10 X 1.50 X 35, 9.8, Sems	4
13	1043092	(000000-) Plate, Guide	2
14	1040756	(000000-) Retainer, Motor	1
15	07792	(000000-) Nut, Hex, Flng, M10 X 1.50	2
16	39283	(000000-) Screw, Hex, M10 X 1.50 X 25, 8.8	2
17	32485	(000000-) Washer, Flat, 0.38, Sae	2
18	41142	(000000-) Washer, Lock, Int-Ext, 0.38	1
19	1045061	(000000-) Motor, Ele, 2200rpm 0.08hp 06.0a, Shagr	1
20	1045489	(000000-) Weight, Eccentric	1
21	20634	(000000-) Screw, Set, Soc, 10-24 X 0.25, NI	2
22	41140	(000000-) Washer, Lock, Int-Ext, 0.25	1
23	361339	(000000-) Screw, Hex, M6 X 1.00 X 16, Fmg	1
24	1042101	(000000-) Filter, Cyl, 11.09d, 13.31l, 6.6 ld	1
25	76570	(000000-) Screw, Hex, M8 X 1.25 X 30, 8.8	2
26	1040500	(000000-) Seal, Lip, 11.5id	1
27	1042027	(000000-) Flange Wldt, Fltr	1
28	32491	(000000-) Washer, Flat, 0.31, Std	2
29	1040564	(000000-) Seal, Lip, 8.86id	1
30	1053361	(000000-) Seal, Afmkt, Rbr, Clsd, Adh, 05f	1
31	36661	(000000-) Gasket, Neo, .06, 02.00w 02.00l, Adh	1
32	1017218	(000000-) Washer, Flat, 0.32b 1.00d .12, Ss	11
33	1048353	(001431-) Strap, Rbr	2
34	16931	(001431-) Screw, Hex, M8 X 1.25 X 20, 8.8	2
35	39349	(001431-) Washer, Flat, 0.31, Sae	1
36	39311	(001431-) Nut, Hex, Std, M8 X 1.25	1
37	1046428	(000000-) Seal, Afmkt, Rbr, Clsd, Adh, 02ft	1

Fig. 43 - Side Brush Lift Group, S30

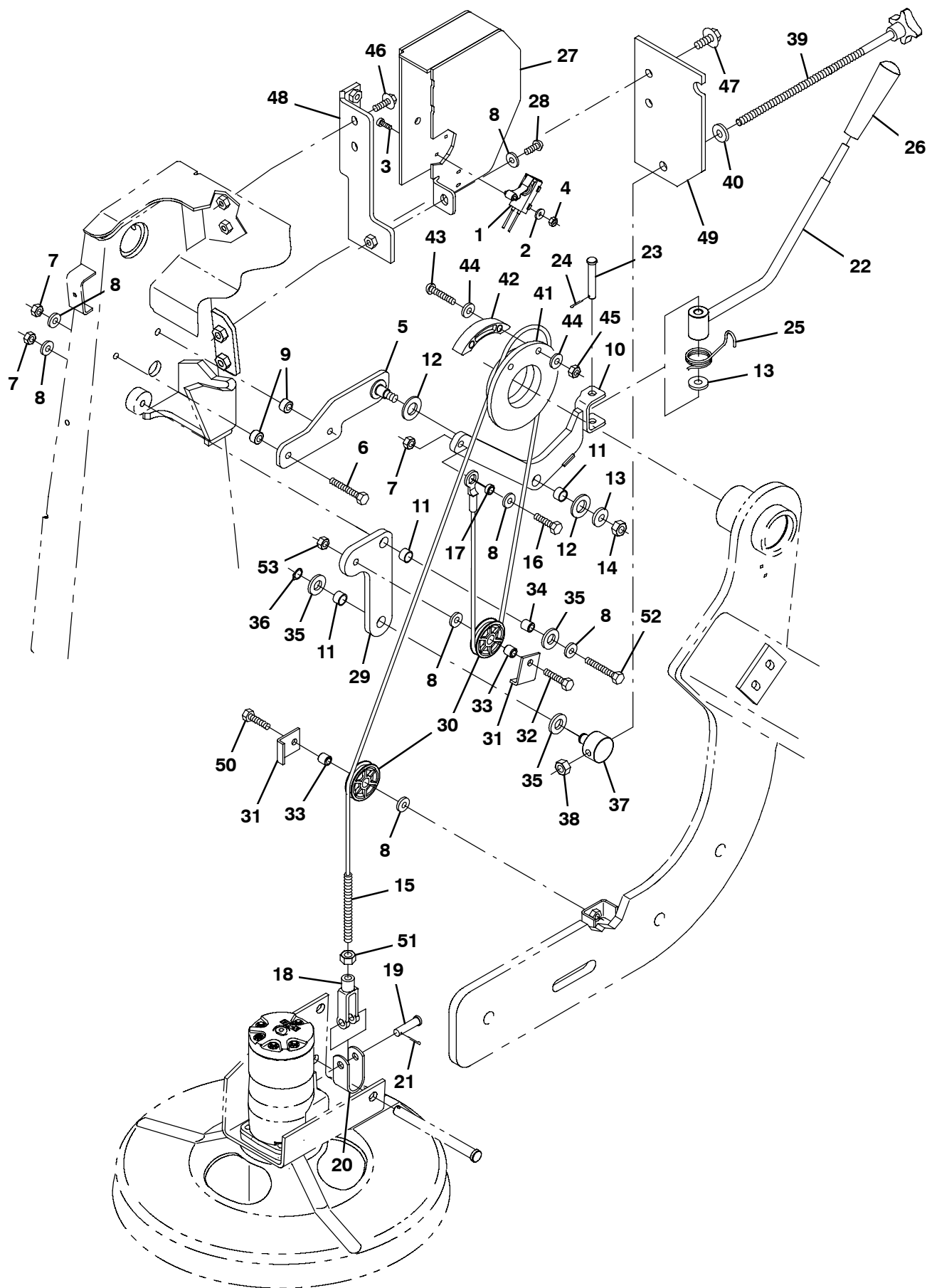


Fig. 43 - Side Brush Lift Group, S30

Ref.	Part No.	Serial Number	Description	Qty.
1	367403	(000000-) Switch, Snap, 15a Nc, Rlr	1
2	19066	(000000-) Washer, Flat, 10	2
3	1045487	(000000-) Screw, Pan, Phl, M5 X 0.80 X 16, Blk	2
4	06549	(000000-) Nut, Hex, Lock, M5 X 0.80, NI	2
5	1038329	(000000-) Bracket Wldt, Brush, Side	1
6	41342	(000000-) Screw, Hex, M8 X 1.25 X 40, 8.8	2
7	08709	(000000-) Nut, Hex, Lock, M8 X 1.25, NI	4
8	39349	(000000-) Washer, Flat, 0.31, Sae	11
9	360460	(000000-) Sleeve, P/M, 0.33b 0.63d 0.4l, Ss / Oil	2
10	1038372	(000000-) Lever Wldt, Brush, Side	1
11	64173	(000000-) Bushing, Sleeve, 0.50b 0.59d 0.38l, Stl	3
12	64425	(000000-) Washer, Thrust, 0.61b 1.25d .06, Fgl	2
13	32485	(000000-) Washer, Flat, 0.38, Sae	2
14	41430	(000000-) Nut, Hex, Lock, M10 X 1.5, NI	1
15	1036702	(000000-) Cable, Glv .13d 063.4l .50eye / M10	1
16	76570	(000000-) Screw, Hex, M8 X 1.25 X 30, 8.8	1
17	360801	(000000-) Sleeve, 0.31b 0.50d 0.3l, Ss	1
18	12267	(000000-) Clevis, Adj, 0.38pin, M10x1.5	1
19	29558	(000000-) Pin, Clevis, 0.37d X 1.50l	1
20	59899	(000000-) Bracket, U, .12, 1.2w 2.3 1.0l, 2/0.6h	1
21	08179	(000000-) Pin, Cotter, .094 X 1.00	1
22	1037265	(000000-) Arm Wldt, Lever	1
23	51813	(000000-) Pin, Clevis, 0.37d X 2.12l	1
24	08182	(000000-) Pin, Cotter, .125 X 1.00	1
25	1037476	(000000-) Spring, Tors, 1.09id .11wir 03.0coil	1
26	54995	(000000-) Knob, 1.12d 3.86l M10 X 1.5, Plstc Tpr]	1
27	1038101	(000000-) Bracket Wldt	1
28	1031665	(000000-) Screw, Pan, M8 X 1.25 X 25, Blk	3
29	1038060	(000000-) Plate, Adj, Brush	1
30	369781	(000000-) Pulley, Cable, 1.5d Nyl	2
31	54400	(000000-) Bracket, Angle, Keeper, Cable	2
32	59658	(000000-) Screw, Hex, M8 X 1.25 X 35, NI, Ss	1
33	222460	(000000-) Sleeve, P/M, 0.31b 0.50d 0.5l [430ss]	1
34	223609	(000000-) Sleeve, P/M, 0.31b 0.50d 0.5l [430ss]	1
35	32486	(000000-) Washer, Flat, 0.50, Sae	3
36	86953	(000000-) Ring, Retaining, Ext, 0.50d, Ss	1
37	1039228	(000000-) Pivot, Adj, Brush	1
38	41430	(000000-) Nut, Hex, Lock, M10 X 1.5, NI	1
39	1039553	(000000-) Knob Assy,Star,1.97d 4ear M10x1.5 10.75l	1
40	763042	(000000-) Washer, Flat, Belleville, M10	1
41	1034760	(000000-) Pulley, Cable, 3.1d 2.30b, .19d Cable	1
42	1034763	(000000-) Retainer, Pulley	1
43	397826	(000000-) Screw, Btn, M8 X 1.25 X 40, Ss	2
44	01685	(000000-) Washer, Flat, 0.38b 0.88d .08, Ss	4
45	08713	(000000-) Nut, Hex, Lock, M8 X 1.25, NI, Ss	2
46	1037354	(000000-) Screw, Hex, M8 X 1.25 X 30, 9.8, Sems	2
47	1037358	(000000-) Screw, Hex, M10 X 1.50 X 35, 9.8, Sems	2
48	1033863	(000000-) Plate, Lift, Upper	1
49	1038896	(000000-) Plate, Lift, Brush	1
50	76570	(000000-) Screw, Hex, M8 X 1.25 X 30, 8.8	1
51	32716	(000000-) Nut, Hex, Jam, M10 X 1.5, Ss	1
52	39278	(000000-) Screw, Hex, M8 X 1.25 X 50, 8.8	1
53	39311	(000000-) Nut, Hex, Std, M8 X 1.25	1

Fig. 44 - Side Brush Motor and Pivot Group, S30

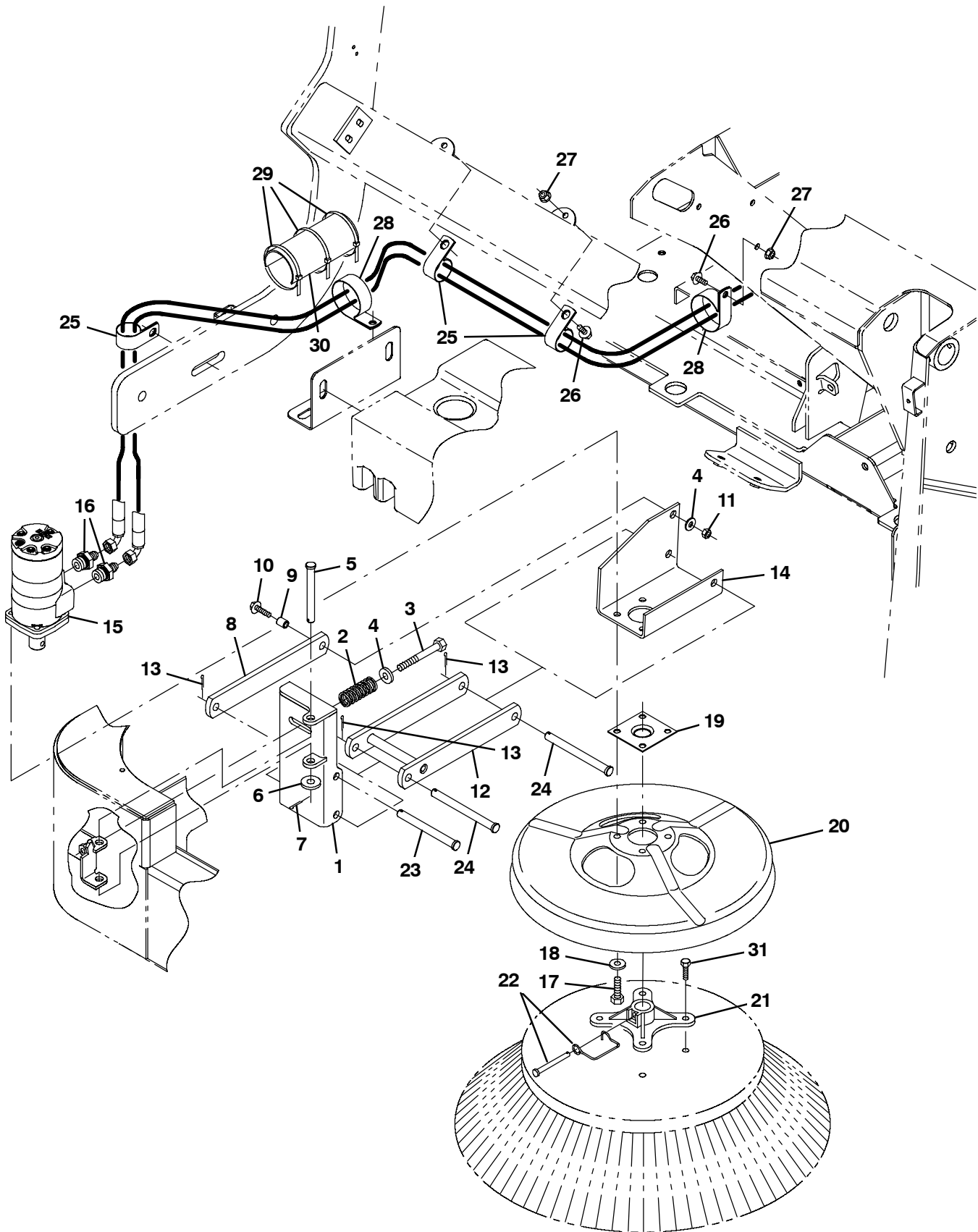


Fig. 44 - Side Brush Motor and Pivot Group, S30

Ref.	Part No.	Serial Number	Description	Qty.
1	1029704	(000000-) Pivot Wldt, Brush, Side	1
2	45261	(000000-) Spring, Cmpr, 0.97od .11wir 02.5l	1
3	06965	(000000-) Screw, Hex, M10 X 1.50 X 80, 8.8	1
4	32485	(000000-) Washer, Flat, 0.38, Sae	2
5	222196	(000000-) Pin, Clevis, 0.50d X 4.25l	1
6	32486	(000000-) Washer, Flat, 0.50, Sae	1
7	08175	(000000-) Pin, Cotter, .125 X 1.25	1
8	1029709	(000000-) Arm, Brush, Side	1
9	80395	(000000-) Sleeve, P/M, 0.31b 0.50d 0.7l [430ss]	1
10	1037355	(000000-) Screw, Hex, M8 X 1.25 X 35, 9.8, Sems	1
11	08709	(000000-) Nut, Hex, Lock, M8 X 1.25, NI	1
12	1029682	(000000-) Arm Wldt, Brush, Side	1
13	08182	(000000-) Pin, Cotter, .125 X 1.00	3
14	1029674	(000000-) Bracket, Mtg, Motor, Side Brush	1
15	379607	(000000-) Motor, Hyd, Gear, Int 17.9 Bi-Dir 1500 (See Breakdowns)	1
16	47508	(000000-) Fitting, Hyd, Str, Jm06/Om10	2
17	46559	(000000-) Screw, Hex, .38-16 X 1.25, NI	4
18	32492	(000000-) Washer, Flat, 0.38, Std	4
19	16082	(000000-) Guard, String, Motor, Brush	1
20	53984	(000000-) Guard, Brush	1
21	47501	(000000-) Hub, Adapter, Brush, 1.00b	1
22	84581	(000000-) Pin Assy, Side Brush W/ Clip	1
23	51538	(000000-) Pin, Clevis, 0.50d X 5.00l	1
24	51225	(000000-) Pin, Clevis, 0.50d X 5.50l	2
25	53468	(000000-) Clamp, Cable, Stl, 1.75d X 1.00w, 1hole	3
26	1037346	(000000-) Screw, Hex, M8 X 1.25 X 25, 9.8, Sems	2
27	07791	(000000-) Nut, Hex, Flng, M8 X 1.25	2
28	70157	(000000-) Clamp, Cable, Ss, 2.50d X 1.00w, 1hole	2
29	44961	(000000-) Tie, Cable, Nyl, 14.5l .30w 4.0 Max D	3
30	762179	(000000-) Guard, Hose, Rbr, 5.0l	1
31	39394	(000000-) Screw, Hex, .31-09 X 1.25, Wood	4

Fig. 45 - Side Brush Motor Group, S30 XP

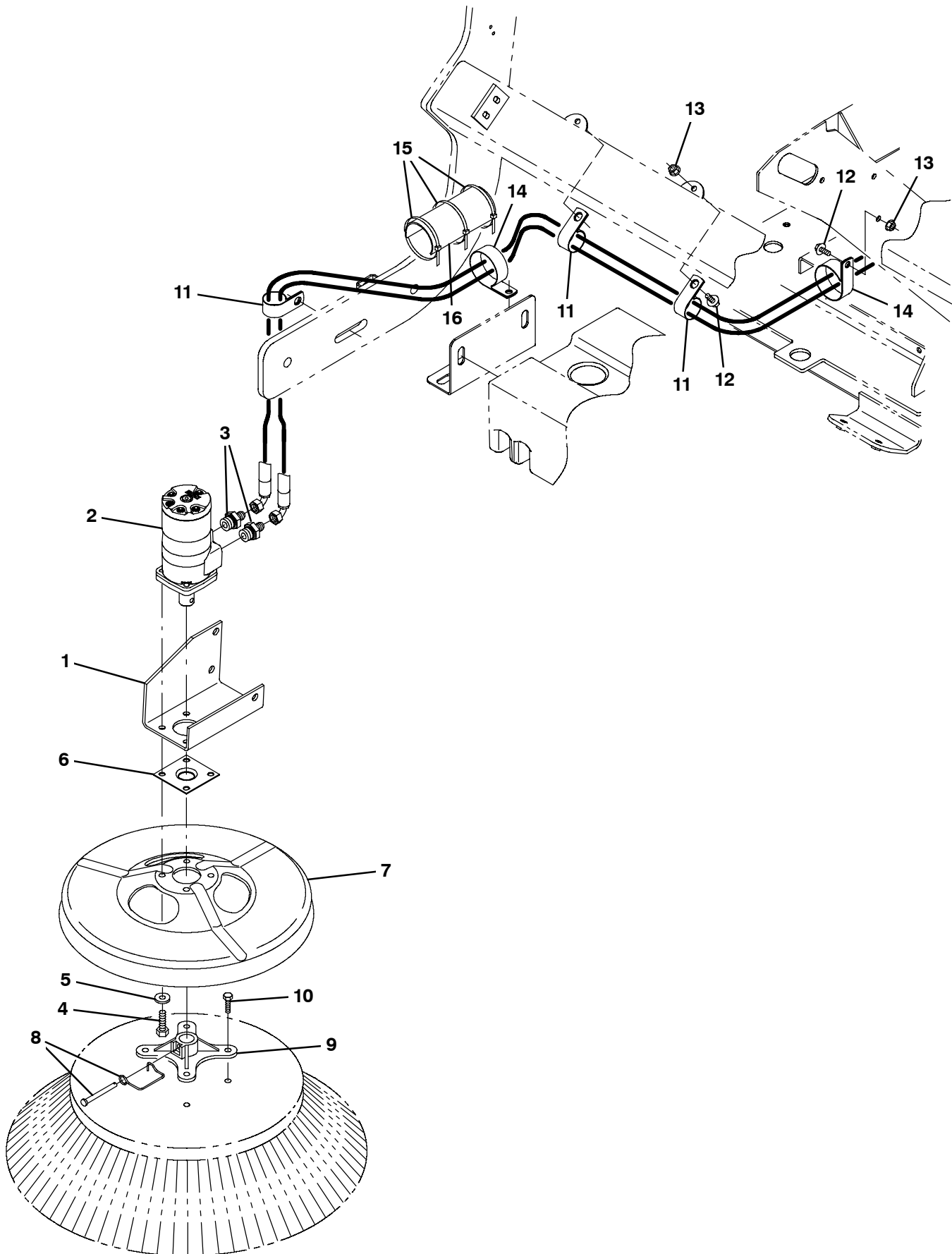


Fig. 45 - Side Brush Motor Group, S30 XP

Ref.	Part No.	Serial Number	Description	Qty.
1	1029674	(000000-) Bracket, Mtg, Motor, Side Brush	1
2	379607	(000000-) Motor, Hyd, Gear, Int 17.9 Bi-Dir 1500 (See Breakdowns)	1
3	47508	(000000-) Fitting, Hyd, Str, Jm06/Om10	2
4	46559	(000000-) Screw, Hex, .38-16 X 1.25, NI	4
5	32492	(000000-) Washer, Flat, 0.38, Std	4
6	16082	(000000-) Guard, String, Motor, Brush	1
7	53984	(000000-) Guard, Brush [6400 355]	1
8	84581	(000000-) Pin Assy, Side Brush W/ Clip	1
9	47501	(000000-) Hub, Adapter, Brush, 1.00b	1
10	39394	(000000-) Screw, Hex, .31-09 X 1.25, Wood	4
11	53468	(000000-) Clamp, Cable, Stl, 1.75d X 1.00w, 1hole	3
12	1037346	(000000-) Screw, Hex, M8 X 1.25 X 25, 9.8, Sems	3
13	07791	(000000-) Nut, Hex, Flng, M8 X 1.25	2
14	70157	(000000-) Clamp, Cable, Ss, 2.50d X 1.00w, 1hole	2
15	44961	(000000-) Tie, Cable, Nyl, 14.5l .30w 4.0 Max D	3
16	762179	(000000-) Guard, Hose, Rbr, 5.0l	1

Fig. 46 - Side Brush Lift and Pivot Group, S30 XP

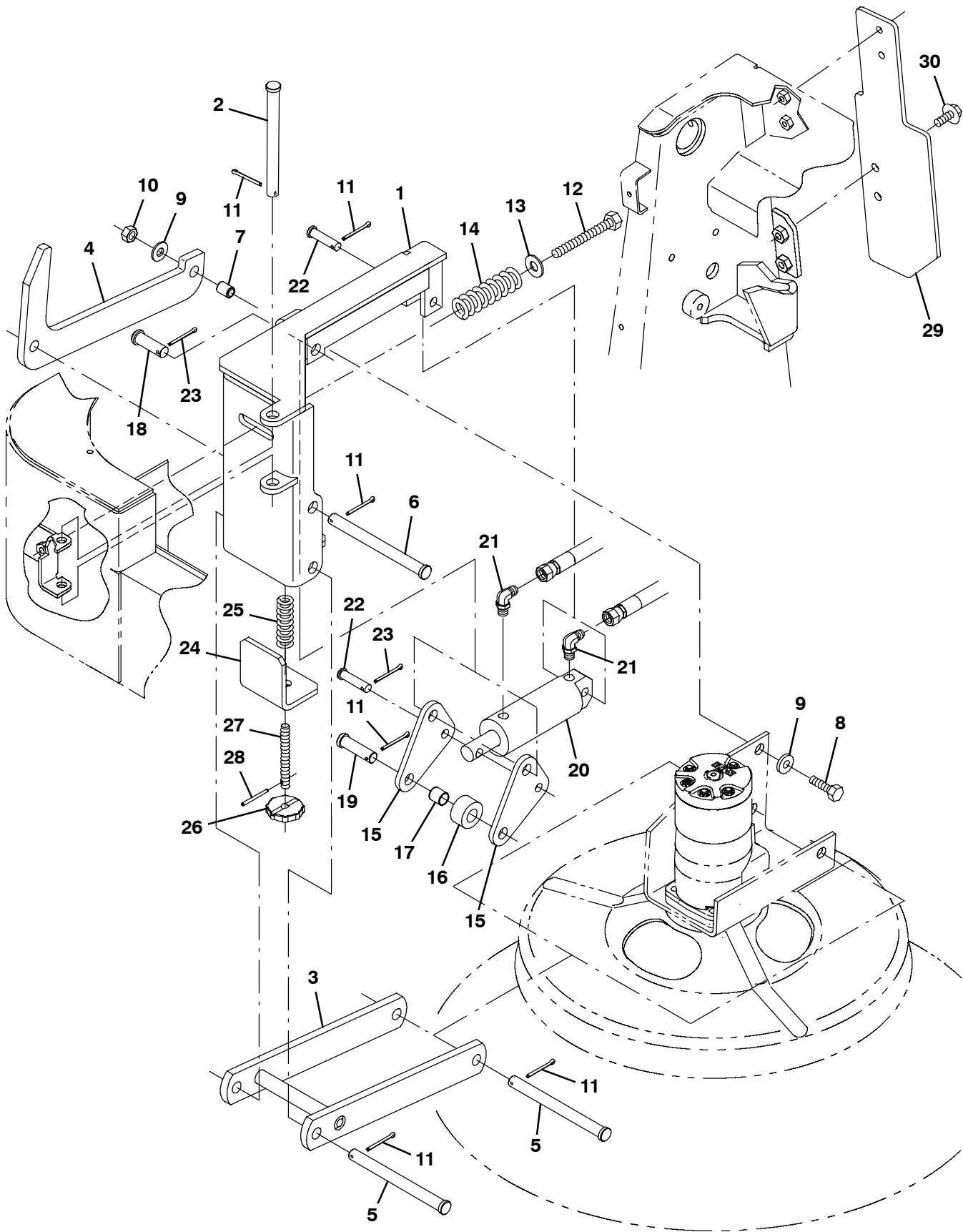


Fig. 46 - Side Brush Lift and Pivot Group, S30 XP

Ref.	Part No.	Serial Number	Description	Qty.
1	1039628	(000000-) Pivot Wldt, Brush, Side	1
2	222196	(000000-) Pin, Clevis, 0.50d X 4.25l	1
3	1029682	(000000-) Arm Wldt, Brush, Side	1
4	1026459	(000000-) Arm, Linkage, Side Brush	1
5	51225	(000000-) Pin, Clevis, 0.50d X 5.50l	2
6	51538	(000000-) Pin, Clevis, 0.50d X 5.00l	1
7	80395	(000000-) Sleeve, P/M, 0.31b 0.50d 0.7l [430ss]	1
8	76570	(000000-) Screw, Hex, M8 X 1.25 X 30, 8.8	1
9	32491	(000000-) Washer, Flat, 0.31, Std	2
10	08709	(000000-) Nut, Hex, Lock, M8 X 1.25, NI	1
11	08182	(000000-) Pin, Cotter, .125 X 1.00	6
12	06963	(000000-) Screw, Hex, M10 X 1.5 X 60, 8.8	1
13	32492	(000000-) Washer, Flat, 0.38, Std	1
14	45261	(000000-) Spring, Cmpr, 0.97od .11wir 02.5l	1
15	1026462	(000000-) Lever, Lift, Brush	2
16	1026525	(000000-) Tube, 0.59id 1.25od 00.6l, Stl	1
17	59634	(000000-) Bushing, Sleeve, 0.50b 0.59d 0.62l, Fgl	1
18	51534	(000000-) Pin, Clevis, 0.50d X 2.00l	1
19	43290	(000000-) Pin, Clevis, 0.50d X 1.75l	1
20	1041034	(000000-) Cylinder, Hyd, 1.5b 06.3l 01.50strk 2500	1
21	77097	(000000-) Fitting, Hyd, E90, Jm04/Om04	2
22	29558	(000000-) Pin, Clevis, 0.37d X 1.50l	2
23	39005	(000000-) Pin, Cotter, .094 X 0.75	2
24	1036333	(000000-) Angle	1
25	22290	(000000-) Spring, Cmpr, 0.72od .06wir 02.3l	1
26	1039141	(000000-) Knob	1
27	1039199	(000000-) Rod, Thrd, M10x1.5 80l	1
28	13865	(000000-) Pin, Roll, .125d X 1.25l, .125/.129	1
29	1034501	(000000-) Plate,Lift,Premium	1
30	1037354	(000000-) Screw, Hex, M8 X 1.25 X 30, 9.8, Sems	4

Fig. 47 - Main Brush Lift Group, S30

Ref.	Part No.	Serial Number	Description	Qty.
1	1042785	(000000-) Bracket, Lift	1
2	363087	(000000-) Bushing, Flng, 0.44b 1.25d 0.25l	1
3	1041539	(000000-) Lever Wldt, Lift, Brush, Main	1
4	54995	(000000-) Knob, 1.12d 3.86l M10 X 1.5, Plstc Tpr]	1
5	07450	(000000-) Bearing, Thrust, 0.66b 1.25d 0.06w	1
6	1037358	(000000-) Screw, Hex, M10 X 1.50 X 35, 9.8, Sems	1
7	12267	(000000-) Clevis, Adj, 0.38pin, M10x1.5	1
8	32716	(000000-) Nut, Hex, Jam, M10 X 1.5, Ss	1
9	86240	(000000-) Pin, Clevis, 0.38d X 1.13l	1
10	08179	(000000-) Pin, Cotter, .094 X 1.00	1
11	379684	(000000-) Pulley Assy, Cable, 2.8d 0.50b	1
12	222460	(000000-) Sleeve, P/M, 0.31b 0.50d 0.5l [430ss]	1
13	379686	(000000-) Angle, Keeper, Cable	1
14	1041123	(000000-) Cable, Glv .19 24.5l .3 Eye / M10	1
15	1037355	(000000-) Screw, Hex, M8 X 1.25 X 35, 9.8, Sems	1
16	08709	(000000-) Nut, Hex, Lock, M8 X 1.25, NI	1
17	1046048	(000000-) Panel Wldt, Handle, Lift	1
18	1042855	(000000-) Plate Wldt, Brush, Adj	1
19	1046052	(000000-) Plate Wldt, Stop [S30]	1
20	383205	(000000-) Knob, Star, 2.20d 8ear 1.1l M10x1.5, Nyl	1
21	1045964	(000000-) Screw, Hex, M4 X 0.70 X 10, Fmg, Blk	4
22	1040019	(000000-) Switch, Limit, 15a, Nc	1
23	1040753	(000000-) Bracket, Switch	1
24	19066	(000000-) Washer, Flat, 10	2
25	09244	(000000-) Screw, Hex, M5 X 0.80 X 16, 8.8	2
26	1037346	(000000-) Screw, Hex, M8 X 1.25 X 25, 9.8, Sems	2
27	1040467	(000000-) Screw, Hex, M6 X 1.0 X 20, 9.8, Sems	2
28	1037354	(000000-) Screw, Hex, M8 X 1.25 X 30, 9.8, Sems	1
29	33807	(000000-) Plug, Hole, Rnd, 0.44h .03-.12, Blk Nyl	1

Fig. 48 - Main Brush Lift Group, S30 XP

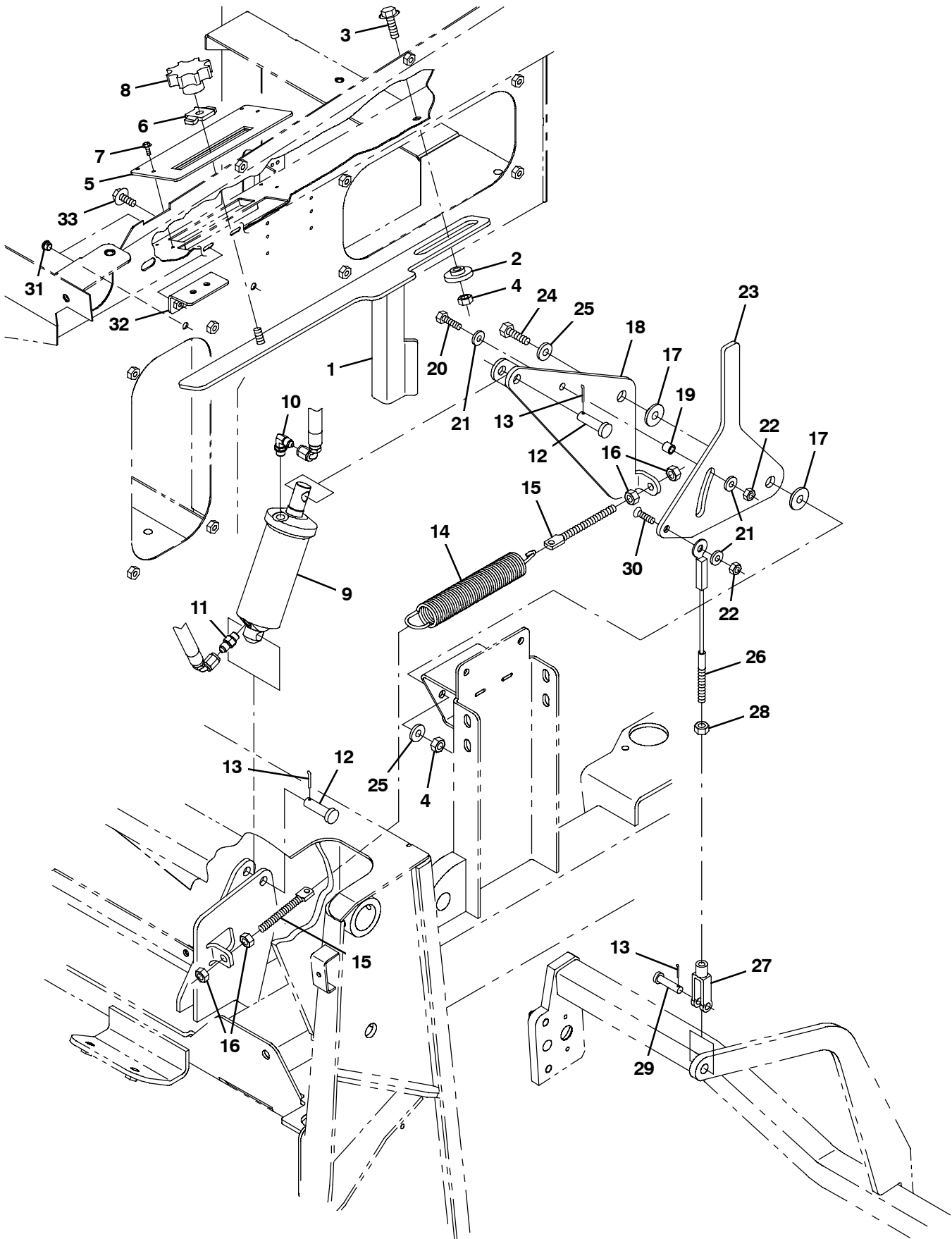


Fig. 48 - Main Brush Lift Group, S30 XP

Ref.	Part No.	Serial Number	Description	Qty.
1	1032432	(000000-) Plate Wldt, Brush, Adj	1
2	1032429	(000000-) Retainer, Stop	1
3	1037358	(000000-) Screw, Hex, M10 X 1.50 X 35, 9.8, Sems	1
4	41430	(000000-) Nut, Hex, Lock, M10 X 1.5, NI	2
5	1032449	(000000-) Panel Wldt, Lift	1
6	1005740	(000000-) Plate, Brush, Adj	1
7	1045964	(000000-) Screw, Hex, M4 X 0.70 X 10, Fmg, Blk	4
8	383205	(000000-) Knob, Star, 2.20d 8ear 1.1l M10x1.5, Nyl	1
9	1038176	(000000-) Cylinder, Hyd, 2.0b 08.0l 04.00strk 2500	1
10	77097	(000000-) Fitting, Hyd, E90, Jm04/Om04	1
11	55586	(000000-) Fitting, Hyd, Str, Jm04/Om04	1
12	43290	(000000-) Pin, Clevis, 0.50d X 1.75l	2
13	08182	(000000-) Pin, Cotter, .125 X 1.00	3
14	368197	(000000-) Spring, Extn, 1.39od 0.15wir 09.0l	1
15	1007220	(000000-) Bolt, Eye, M10 X 1.50 X 117mm, 08.00 Eye	2
16	39312	(000000-) Nut, Hex, Std, M10 X 1.50	4
17	363087	(000000-) Bushing, Flng, 0.44b 1.25d 0.25l	2
18	1035400	(000000-) Bracket Wldt, Mtg, Cyl	1
19	222460	(000000-) Sleeve, P/M, 0.31b 0.50d 0.5l [430ss]	1
20	06955	(000000-) Screw, Hex, M8 X 1.25 X 35, 8.8	1
21	32491	(000000-) Washer, Flat, 0.31, Std	3
22	08709	(000000-) Nut, Hex, Lock, M8 X 1.25, NI	2
23	1041446	(000000-) Bracket, Brush, Stop Adj	1
24	06962	(000000-) Screw, Hex, M10 X 1.50 X 45, 8.8	1
25	32492	(000000-) Washer, Flat, 0.38, Std	2
26	383194	(000000-) Cable, Glv .19d 009.88l .38eye / M10	1
27	12267	(000000-) Clevis, Adj, 0.38pin, M10x1.5	1
28	32716	(000000-) Nut, Hex, Jam, M10 X 1.5, Ss	1
29	86240	(000000-) Pin, Clevis, 0.38d X 1.13l	1
30	07810	(000000-) Screw, Flt, Soc, M8 X 1.25 X 25, 10.9	1
31	01314	(000000-) Plug, Hole, Rnd, 0.38h .03-.12, Blk Nyl	2
32	1040753	(000000-) Bracket, Switch	1
33	1040467	(000000-) Screw, Hex, M6 X 1.00 X 20, 9.8, Sems	2

Fig. 49 - Main Brush Drive Group

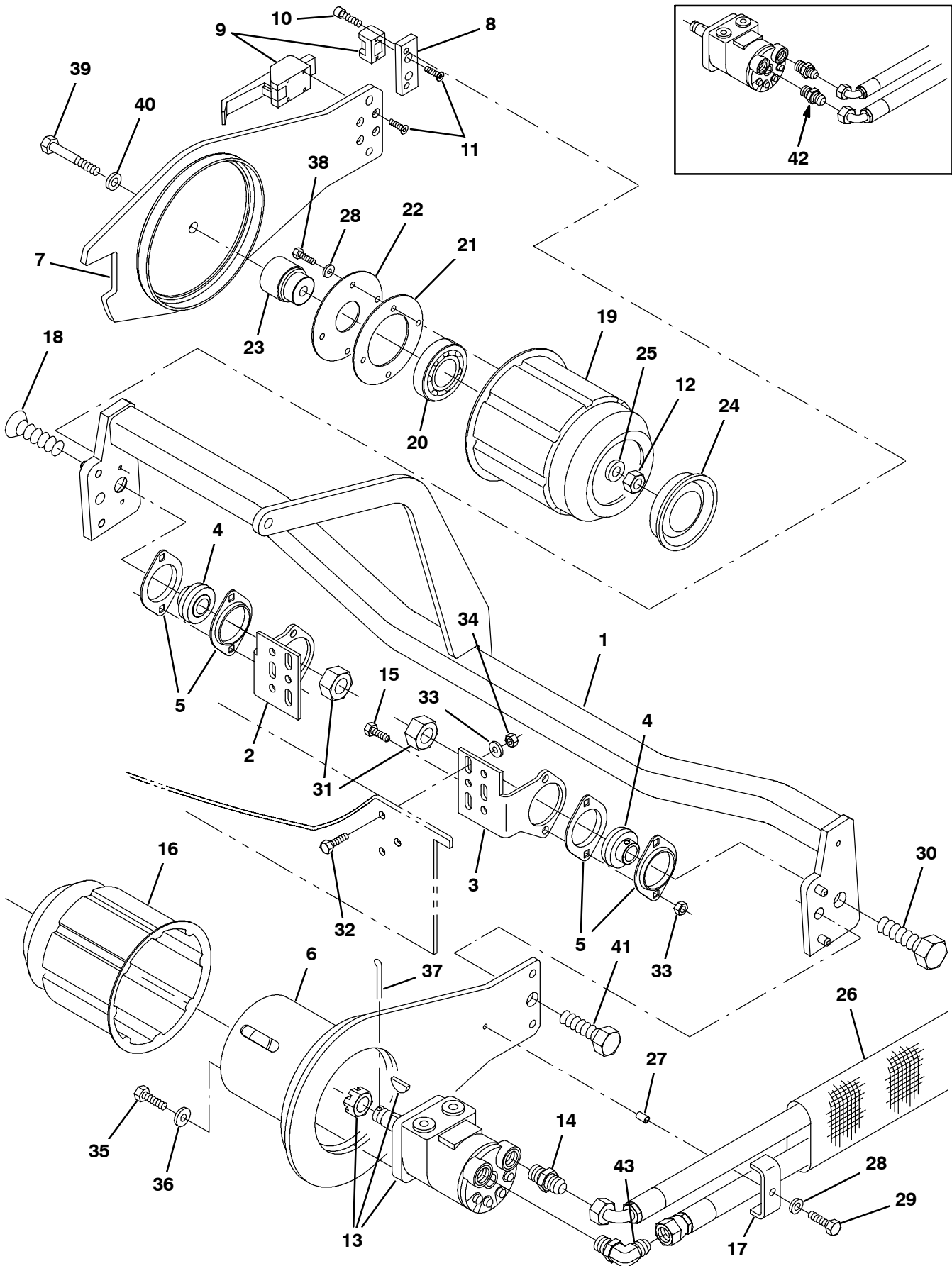
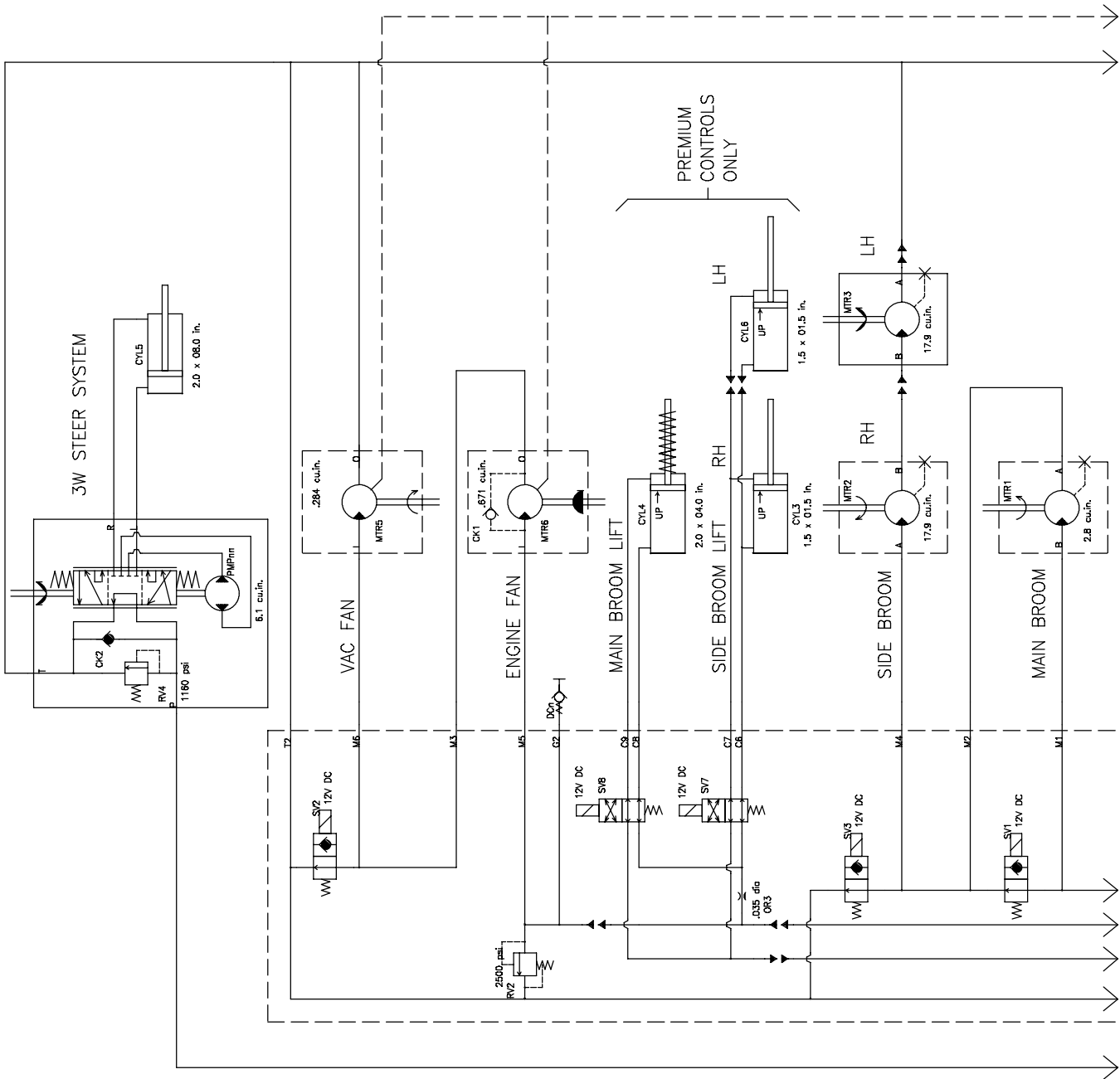


Fig. 49 - Main Brush Drive Group

Ref.	Part No.	Serial Number	Description	Qty.
1	1039501	(000000-) Tube Wldt	1
2	383142	(000000-) Bracket, Mtg, Rh	1
3	383143	(000000-) Bracket, Mtg, Lh	1
4	25887	(000000-) Bearing, W/ Collar, 0.75b 1.85d 1.06w	2
5	35973	(000000-) Flange, Brg, 1.9id 2h	4
6	383139	(000000-) Arm Wldt, Brush, Main, Drive, Lh	1
7	377249	(000000-) Arm, Brush, Main, W/ Label	1
8	54204	(000000-) Plate, Mtg	1
9	54878	(000000-) Latch, Cmpr, M5 X 0.8 Blk	1
10	57824	(000000-) Screw, Soc, M6 X 1.00 X 20, 12.9, NI	2
11	09120	(000000-) Screw, Flt, Soc, M5 X 0.80 X 16, 10.9	6
12	08711	(000000-) Nut, Hex, Lock, M12 X 1.75, NI	1
13	379608	(000000-) Motor, Hyd, Gear, Int 02.8 Bi-Dir 1500 (See Breakdowns)	1
14	44869	(000000-) Fitting, Hyd, Str, Jm08/Om08	1
15	16931	(000000-) Screw, Hex, M8 X 1.25 X 20, 8.8	4
16	87631	(000000-) Plug Wldt, Drive, Brush, Sweep	1
17	51715	(000000-) Bracket, U, .19, 2.8w 0.9 1.0l, 1/0.3h	1
18	1007807	(000000-) Screw, Flt, Soc, .75-10 X 2.50, Al	1
19	55779	(000000-) Plug Wldt, Idler, Brush	1
20	24899	(000000-) Bearing, Ball, 1.38b 2.83d 0.67w	1
21	30252	(000000-) Disc, 0.08, 04.39d 02.56b, 4/.28h 3.8bc	1
22	30253	(000000-) Disc, 0.06, 04.39d 01.67b, 4/.30h 3.8bc	1
23	30251	(000000-) Shaft, Idler, Plug, Brush	1
24	30255	(000000-) Cap, Vinyl, 3.28d 0.45l	1
25	51564	(000000-) Washer, Flat, 0.53b 1.75d .12, Stl, Pl	1
26	13773	(000000-) Sleeve, Nyl, #27 20.0l	1
27	56228	(000000-) Tube, Plstc, 0.25id 0.31od 00.5l, Blk	1
28	01684	(000000-) Washer, Flat, 0.27b 0.69d .05, Ss	1
29	07805	(000000-) Screw, Hex, M6 X 1.00 X 35, Ss	1
30	39395	(000000-) Screw, Hex, .75-10 X 2.50, Fl	1
31	32987	(000000-) Nut, Hex, Lock, .75-10, NI	2
32	09010	(000000-) Screw, Hex, M8 X 1.25 X 25, Ss	6
33	08709	(000000-) Nut, Hex, Lock, M8 X 1.25, NI	10
34	41186	(000000-) Washer, Flat, Belleville, .31	3
35	01762	(000000-) Screw, Hex, .38-16 X 0.75, NI	4
36	32485	(000000-) Washer, Flat, 0.38, Sae	4
37	08175	(000000-) Pin, Cotter, .125 X 1.25	1
38	12277	(000000-) Screw, Hex, M6 X 1.00 X 20, NI, Ss	4
39	06975	(000000-) Screw, Hex, M12 X 1.75 X 90, 8.8	1
40	36328	(000000-) Washer, Flat, Belleville, .50	1
41	06977	(000000-) Screw, Hex, M16 X 2.00 X 20, 8.8	1
42	44869	(000000-001312)) Fitting, Hyd, Str, Jm08/Om08	1
43	1046890	(001313-) Fitting, Hyd, E90, Jm08/Om08, Med	1

Fig. 50 - Hydraulic Schematic



1027521- 354734

Fig. 51 - Hydraulic Hose Group, S30

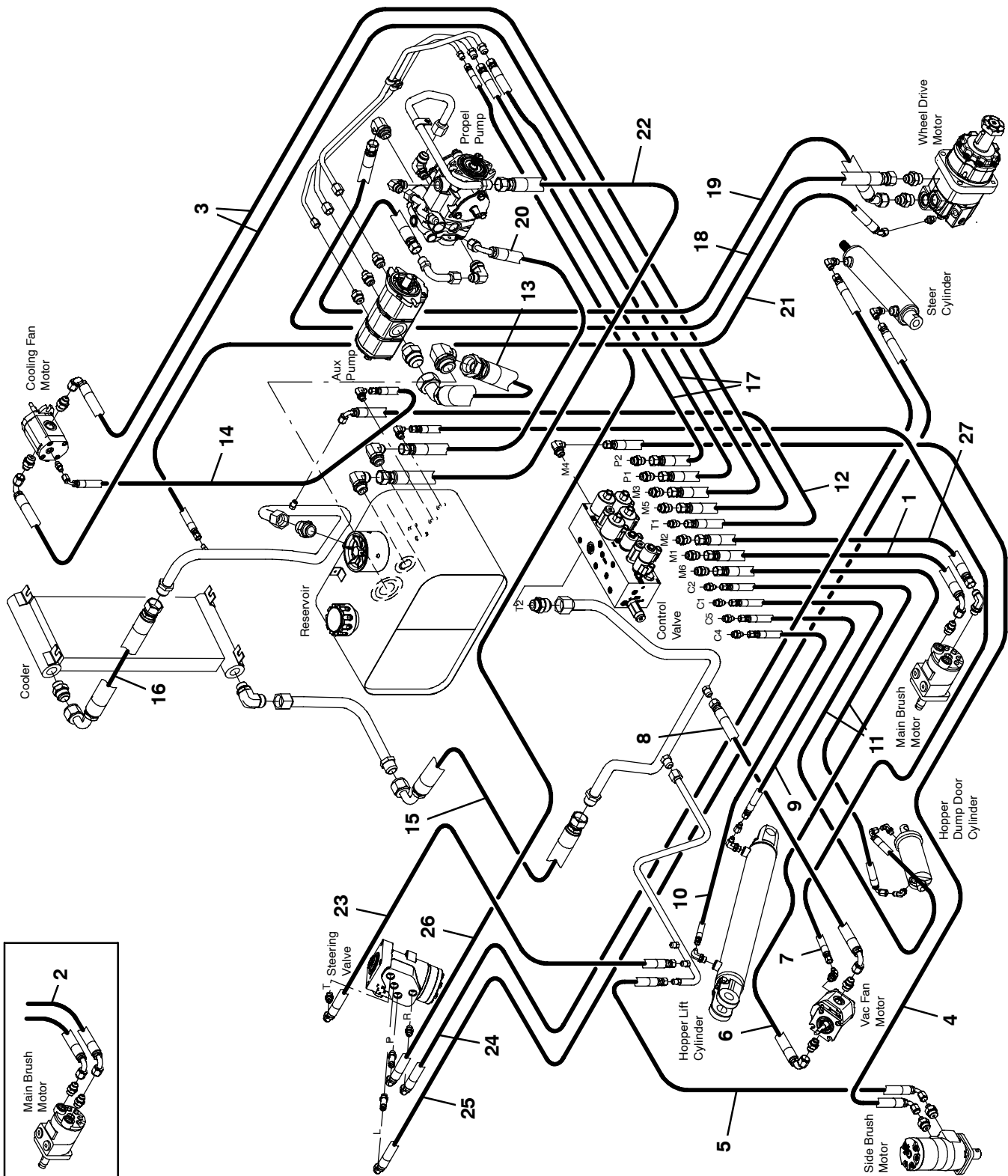


Fig. 51 - Hydraulic Hose Group, S30

Ref.	Part No.	Serial Number	Description	Qty.
1	1039753	(000000-) Hose, Hyd, Tc08, Jf08str/Jf08e90, 42.0	1
2	1041383	(000000-001312) Hose, Hyd, Tc08, Jf08e90/Jf08str, 40.0	1
3	1041386	(000000-) Hose, Hyd, Tc08, Jf08e90/Jf08str, 52.0	2
4	396213	(000000-) Hose, Hyd, Tc06, Jf06e90/Jf06str, 134.0	1
5	1041941	(000000-) Hose, Hyd, Tc06, Jf06e90/Jf06str, 86.0	1
6	1023486	(000000-) Hose, Hyd, Tc08, Jf08e90/Jf08str, 034.0	1
7	1041385	(000000-) Hose, Hyd, Med04, Jf04str/Jf04str, 37.0	1
8	381857	(000000-) Hose, Hyd, Tc08, Jf08e90/Jf08str, 018.0	1
9	381865	(000000-) Hose, Hyd, Tc04, Jf04str/Jf04str, 018.0	1
10	1025990	(000000-) Hose, Hyd, Tc04, Jf04str/Jf04str, 039.0	1
11	21119	(000000-) Hose, Hyd, Tc04, Jf04e90/Jf04str, 092.0	2
12	1041392	(000000-) Hose, Hyd, Tc06, Jf06e90/Jf06str, 50.0	1
13	77473	(000000-) Hose, Hyd, Suc20, Jf20e45/Jf20str, 022.5	1
14	87672	(000000-) Hose, Hyd, Med04, Jf04e45/Jf04str, 038.0	1
15	1033670	(000000-) Hose, Hyd,Med, Jf16str/Jf16e90, 16.0	1
16	1046121	(000000-) Hose, Hyd, Med16, Jf16e90/Jf16str, 19.0	1
17	1036185	(000000-) Hose, Hyd, Tc08, Jf08str/Jf08str, 37.0	2
18	1037070	(000000-) Hose, Hyd, Spcl, Jfstr10/Jfstr10, 46.0	1
19	1036192	(000000-) Hose, Hyd, Spcl, Jf10e45/Jf10str, 56.0	1
20	1039586	(000000-) Hose, Hyd, Med10, Jf10e90/Jf10str, 27.0	1
21	1036193	(000000-) Hose, Med04, Jf04e45/Jf04str, 86.0	1
22	1036194	(000000-) Hose, Hyd, Suc12, Jf12str/Jf12str, 27.0	1
23	9000351	(000000-) Hose, Hyd, Tc06, Jf06e90/Jf06str, 028.0	1
24	396234	(000000-) Hose, Hyd, Tc06, Jf06e90/Jf06str, 062.0	1
25	1037162	(000000-) Hose, Hyd, Tc06, Jf06e90/Jf06str, 54.0	1
26	1036906	(000000-) Hose, Hyd, Tc06, Jf06str/Jf06e90, 080.0	1
27	365009	(001313-) Hose, Hyd, Tc08, Jf08str/Jf08str, 040.0	1

Fig. 52 - Hydraulic Hose Group, S30 XP

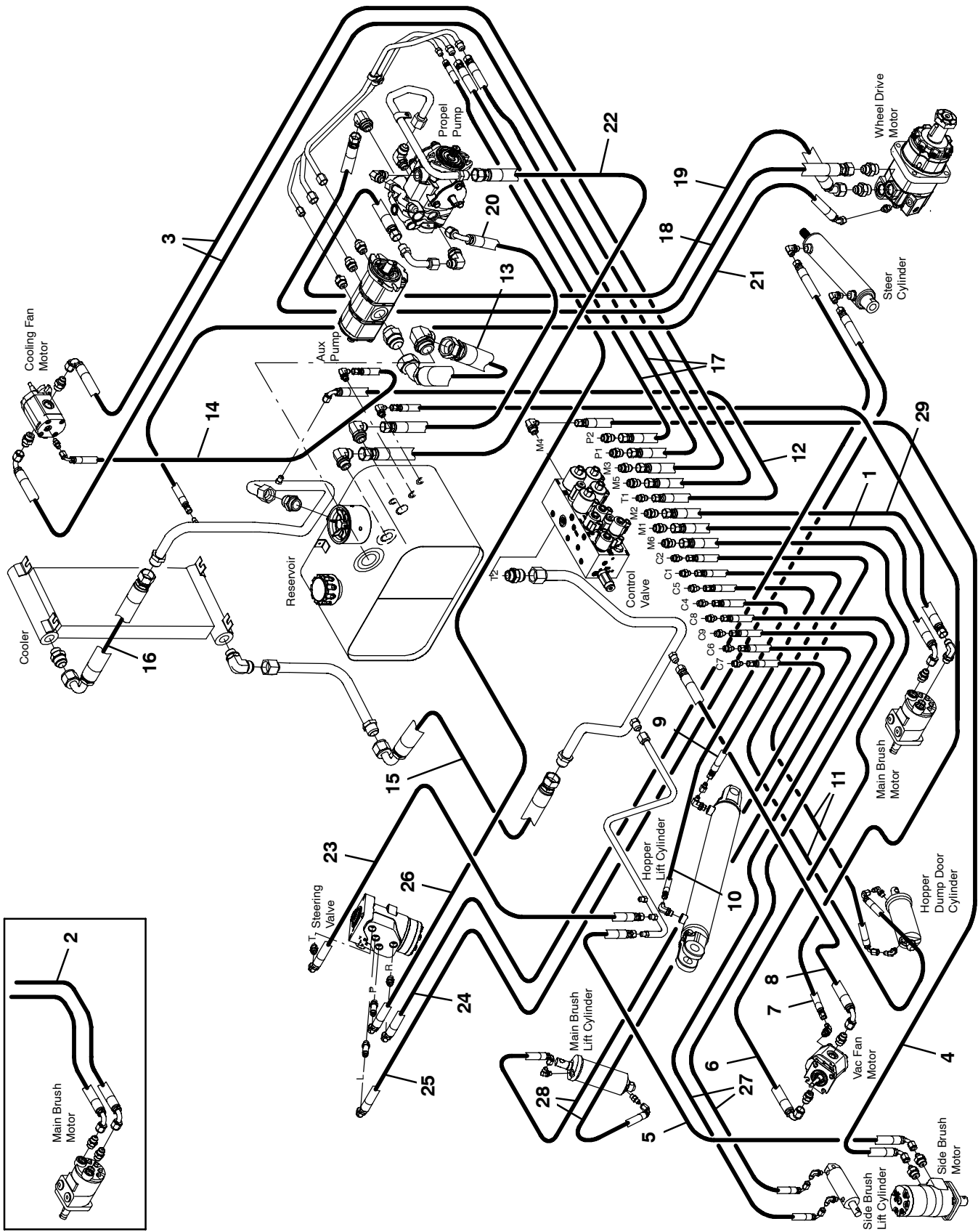


Fig. 52 - Hydraulic Hose Group, S30 XP

Ref.	Part No.	Serial Number	Description	Qty.
1	1039753	(000000-) Hose, Hyd, Tc08, Jf08str/Jf08e90, 42.0	1
2	1041383	(000000-001312) Hose, Hyd, Tc08, Jf08e90/Jf08str, 40.0	1
3	1041386	(000000-) Hose, Hyd, Tc08, Jf08e90/Jf08str, 52.0	2
4	396213	(000000-) Hose, Hyd, Tc06, Jf06e90/Jf06str, 134.0	1
5	1041941	(000000-) Hose, Hyd, Tc06, Jf06e90/Jf06str, 86.0	1
6	1023486	(000000-) Hose, Hyd, Tc08, Jf08e90/Jf08str, 034.0	1
7	1041385	(000000-) Hose, Hyd, Med04, Jf04str/Jf04str, 37.0	1
8	381857	(000000-) Hose, Hyd, Tc08, Jf08e90/Jf08str, 018.0	1
9	381865	(000000-) Hose, Hyd, Tc04, Jf04str/Jf04str, 018.0	1
10	1025990	(000000-) Hose, Hyd, Tc04, Jf04str/Jf04str, 039.0	1
11	21119	(000000-) Hose, Hyd, Tc04, Jf04e90/Jf04str, 092.0	2
12	1041392	(000000-) Hose, Hyd, Tc06, Jf06e90/Jf06str, 50.0	1
13	77473	(000000-) Hose, Hyd, Suc20, Jf20e45/Jf20str, 022.5	1
14	87672	(000000-) Hose, Hyd, Med04, Jf04e45/Jf04str, 038.0	1
15	1033670	(000000-) Hose, Hyd,Med, Jf16str/Jf16e90, 16.0	1
16	1046121	(000000-) Hose, Hyd, Med16, Jf16e90/Jf16str, 19.0	1
17	1036185	(000000-) Hose, Hyd, Tc08, Jf08str/Jf08str, 37.0	2
18	1037070	(000000-) Hose, Hyd, Spcl, Jfstr10/Jfstr10, 46.0	1
19	1036192	(000000-) Hose, Hyd, Spcl, Jf10e45/Jf10str, 56.0	1
20	1039586	(000000-) Hose, Hyd, Med10, Jf10e90/Jf10str, 27.0	1
21	1036193	(000000-) Hose, Med04, Jf04e45/Jf04str, 86.0	1
22	1036194	(000000-) Hose, Hyd, Suc12, Jf12str/Jf12str, 27.0	1
23	9000351	(000000-) Hose, Hyd, Tc06, Jf06e90/Jf06str, 028.0	1
24	396234	(000000-) Hose, Hyd, Tc06, Jf06e90/Jf06str, 062.0	1
25	1037162	(000000-) Hose, Hyd, Tc06, Jf06e90/Jf06str, 54.0	1
26	1036906	(000000-) Hose, Hyd, Tc06, Jf06str/Jf06e90, 080.0	1
27	1036201	(000000-) Hose, Hyd, Tc04, Jf04e90/Jf04str, 126.0	2
28	1029061	(000000-) Hose, Hyd, Tc04, Jf04e90/Jf04str, 042.0	2
29	365009	(001313-) Hose, Hyd, Tc08, Jf08str/Jf08str, 040.0	1

Fig. 53 - Hydraulic Reservoir Group

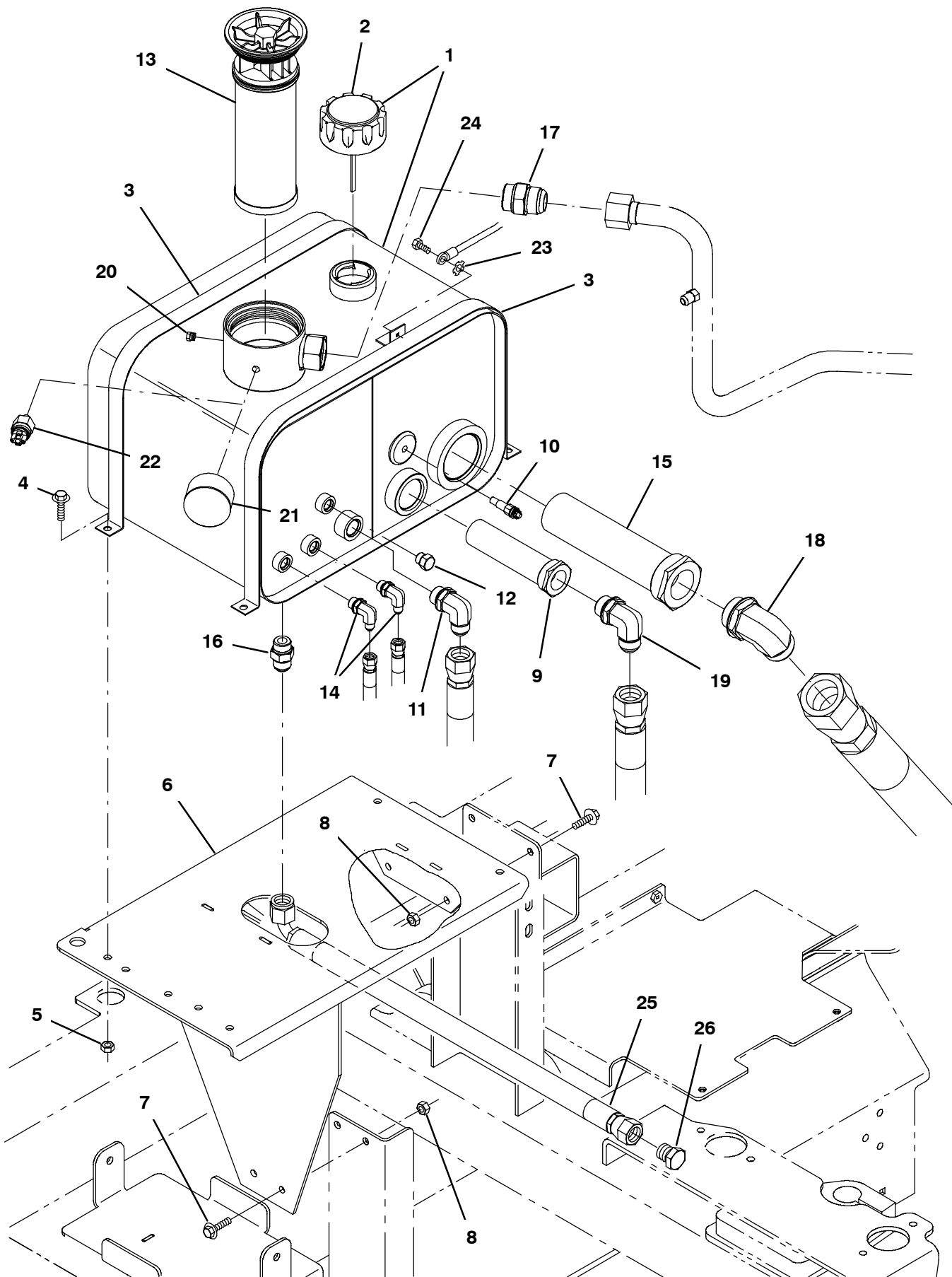


Fig. 53 - Hydraulic Reservoir Group

Ref.	Part No.	Serial Number	Description	Qty.
▽	1	9004518	(000000-) Reservoir, Hyd, W/ Label, Replmt	1
▲	2	25122	(000000-) Cap, Breather, Hyd, 2.4 Ds	1
▲	2	1018289	(000000-) Cap, Breather, Hyd (CE Only)	1
	3	1032915	(000000-) Strap, Tank, Hyd	2
	4	1037354	(000000-) Screw, Hex, M8 X 1.25 X 30, 9.8, Sems	2
	5	08709	(000000-) Nut, Hex, Lock, M8 X 1.25, NI	4
	6	1045125	(000000-) Bracket Wldt, Reservoir, Hyd	1
	7	1037346	(000000-) Screw, Hex, M8 X 1.25 X 25, 9.8, Sems	4
	8	07791	(000000-) Nut, Hex, Fing, M8 X 1.25	4
	9	361023	(000000-) Strainer, Hyd, 010gpm 100mesh	1
	10	58592	(000000-) Send-Unit, Water, Temp,04npt[113oh/195d]	1
	11	53076	(000000-) Fitting, Hyd, E90, Jm10/Om12	1
	12	46482	(000000-) Fitting, Hyd, Plug, Om06	1
	13	1021579	(000000-) Filter Assy, Hyd, 10mic	1
	14	47638	(000000-) Fitting, Hyd, E90, Jm04/Om06	2
	15	31613	(000000-) Strainer, Hyd, 025gpm 100mesh 03psi	1
	16	46480	(000000-) Fitting, Hyd, Str, Jm10/Om10	1
	17	52929	(000000-) Fitting, Hyd, Str, Jm16/Om16	1
	18	73109	(000000-) Fitting, Hyd, E90, Jm20/Om20	1
	19	46481	(000000-) Fitting, Hyd, E90, Jm12/Om12	1
	20	63511	(000000-) Fitting, Hyd, Plug, Pm02	1
	21	1025132	(000000-) Indicator, Press, 60psi (S30 only)	1
	22	1025133	(000000-) Switch, Press, Hyd, 18-24psi, Spst, No (S30XP only)	1
	23	32982	(000000-) Washer, Lock, Int, 0.25	1
	24	222158	(000000-) Screw, Hex, M6 X 1.00 X 10, Fmg	1
	25	1036199	(000000-) Hose, Hyd, Tc10, Jf10e90/Jf10str, 42.0	1
	26	1043066	(000000-) Fitting, Hyd, Plug, Jm10	1

Fig. 54 - Hydraulic Cooler and Tubes Group

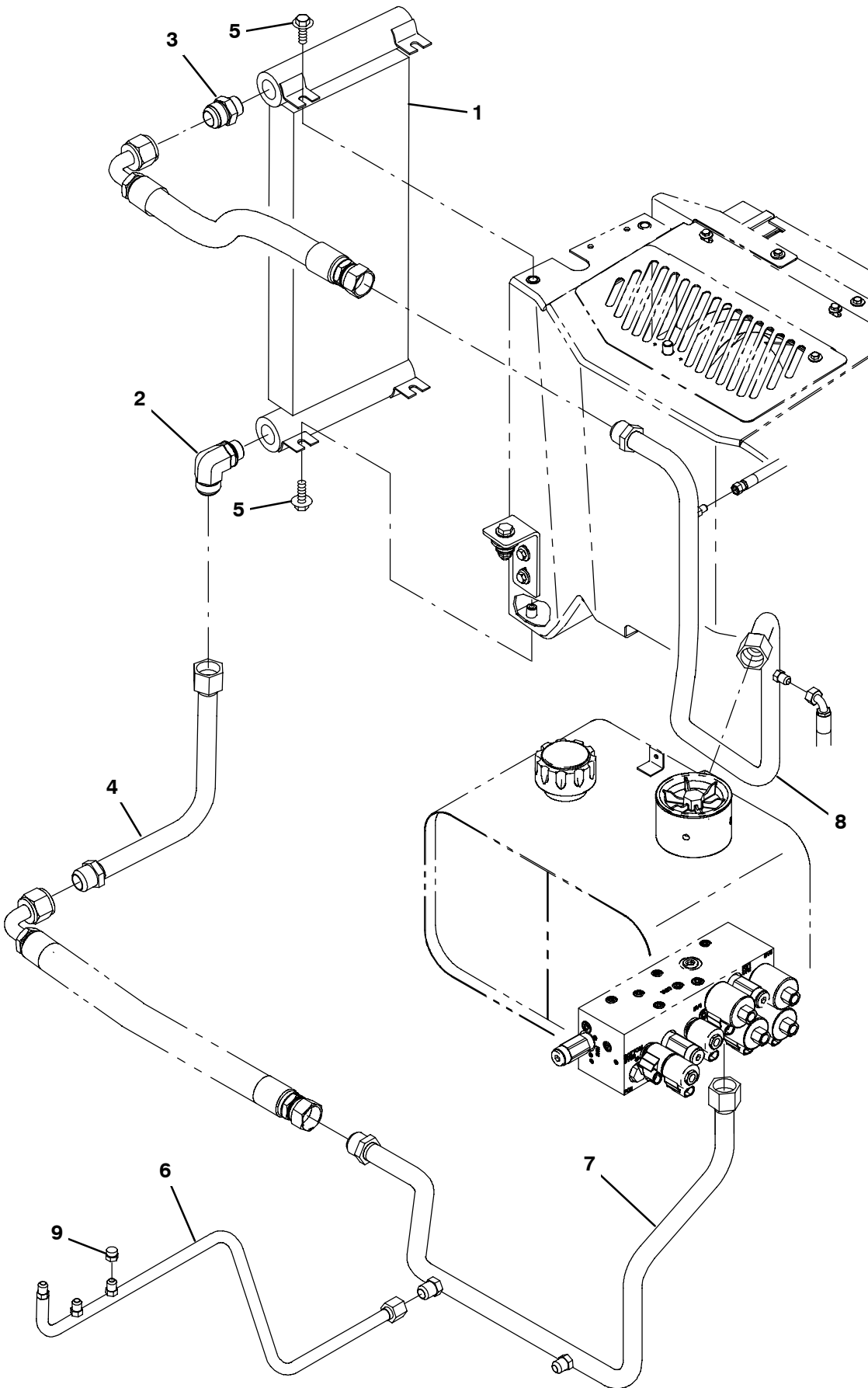


Fig. 54 - Hydraulic Cooler and Tubes Group

Ref.	Part No.	Serial Number	Description	Qty.
1	1028560	(000000-) Cooler, Hyd, 18gpm 400btu Of12 20x8x2	1
2	52142	(000000-) Fitting, Hyd, E90, Jm16/Om12	1
3	34357	(000000-) Fitting, Hyd, Str, Jm16/Om12	1
4	1031051	(000000-) Tube Assy, Hyd, Cooler [Coyote]	1
5	1037346	(000000-) Screw, Hex, M8 X 1.25 X 25, 9.8, Sems	4
6	1033788	(000000-) Tube, Hyd, Steering Drain	1
7	1030498	(000000-) Tube Assy, Hyd, Valve Tank [Coyote]	1
8	1046109	(000000-) Tube Assy, Hyd, Fltr [Coyote]	1
9	40625	(000000-) Fitting, Hyd, Cap, Jf06	1

Fig. 55 - Hydraulic Pumps Group, S30 and XP

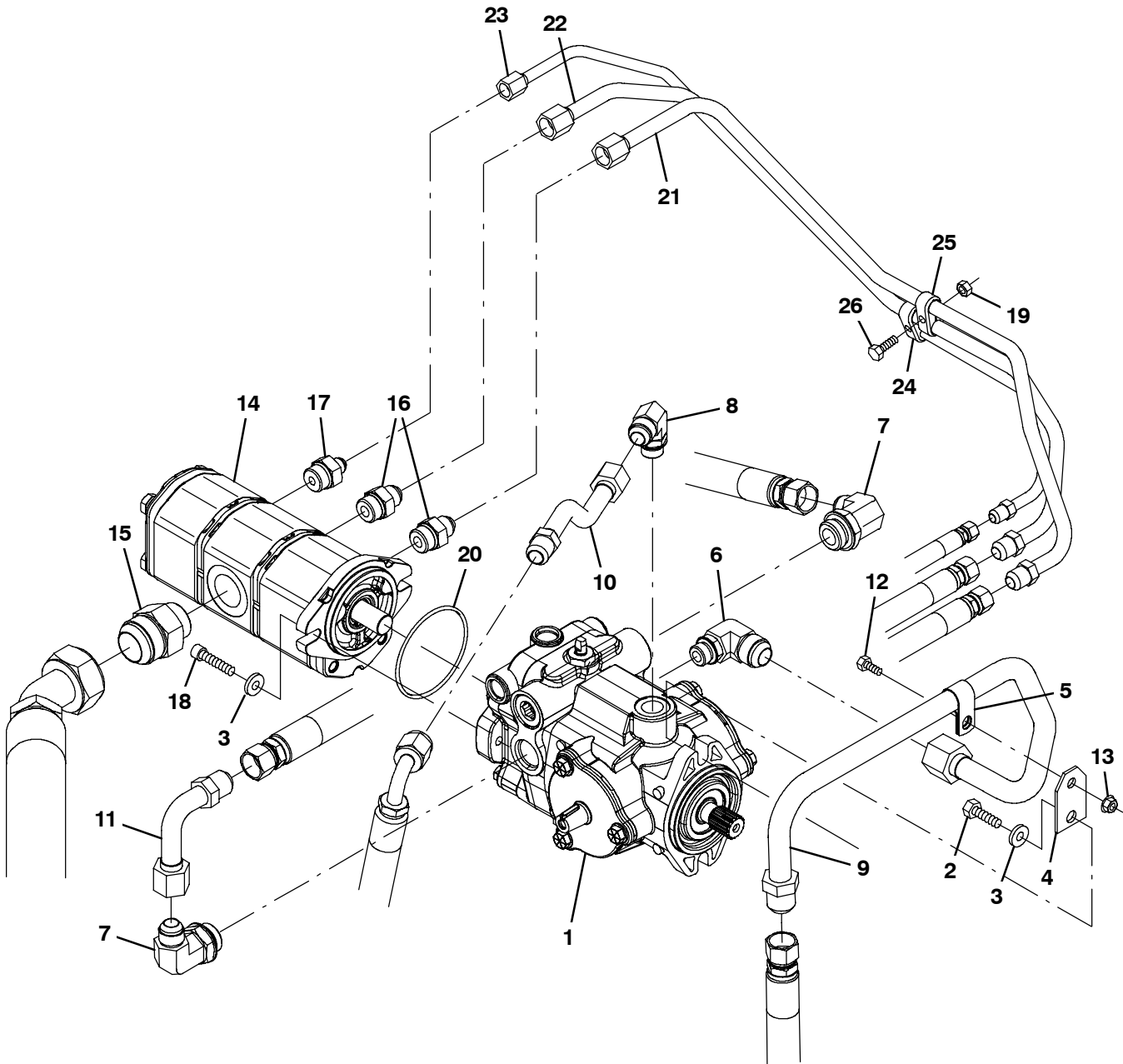


Fig. 55 - Hydraulic Pumps Group, S30 and XP

Ref.	Part No.	Serial Number	Description	Qty.	
1	1029254	(000000-) Pump, Hyd, Piston, Var, 1.24 4500, Cw (See Breakdowns)	1	
2	21198	(000000-) Screw, Hex, .38-16 X 1.25, G5	2	
3	32485	(000000-) Washer, Flat, 0.38, Sae	4	
4	1039309	(000000-) Bracket, Sppt, Hyd Tube	1	
5	07471	(000000-) Clamp, Cable, Stl, 0.75d X 0.75w, 1hole	1	
6	1039483	(000000-) Fitting, Hyd, E90, Jm12/Om08	1	
7	53076	(000000-) Fitting, Hyd, E90, Jm10/Om12	2	
8	56827	(000000-) Fitting, Hyd, E90, Jm10/Om08	1	
9	1039210	(000000-) Tube, Hyd [Pump Charge]	1	
10	1039340	(000000-) Tube, Hyd, Pump, Drain	1	
11	365073	(000000-) Fitting, Hyd, E90, Jf10/Jm10, Spcl	1	
12	16735	(000000-) Screw, Hex, M8 X 1.25 X 16, 8.8	1	
13	07791	(000000-) Nut, Hex, Flng, M8 X 1.25	1	
▽	14	1030374	(000000-) Pump, Hyd, Gear, Ext, 3, 00.70 2500, Cw	1
▲		373708	(000000-) Pump, Info, Repair	1
▲		373707	(000000-) Seal Kit	1
15	67811	(000000-) Fitting, Hyd, Str, Jm20/Om16	1	
16	56692	(000000-) Fitting, Hyd, Str, Jm08/Om10	2	
17	47508	(000000-) Fitting, Hyd, Str, Jm06/Om10	1	
18	10832	(000000-) Screw, Soc, .38-16 X 1.50, Al	2	
19	08708	(000000-) Nut, Hex, Lock, M6 X 1.00, NI	2	
20	65145-1	(000000-) Seal, Org, .069 X 03.06id	1	
21	1033916	(000000-) Tube, Hyd, Gear Pump Rear [Coyote]	1	
22	1033915	(000000-) Tube, Hyd, Gear Pump Middle [Coyote]	1	
23	1033914	(000000-) Tube, Hyd, Gear Pump Front [Coyote]	1	
24	1043755	(000000-) Clamp, Tube, 0.37d 0.50d, 2 Hole	1	
25	1043754	(000000-) Clamp, Tube, 0.50d 0.50d, 2 Hole	1	
26	06944	(000000-) Screw, Hex, M6 X 1.00 X 25, 8.8	2	

Fig. 56 - Hydraulic Valve Group, S30

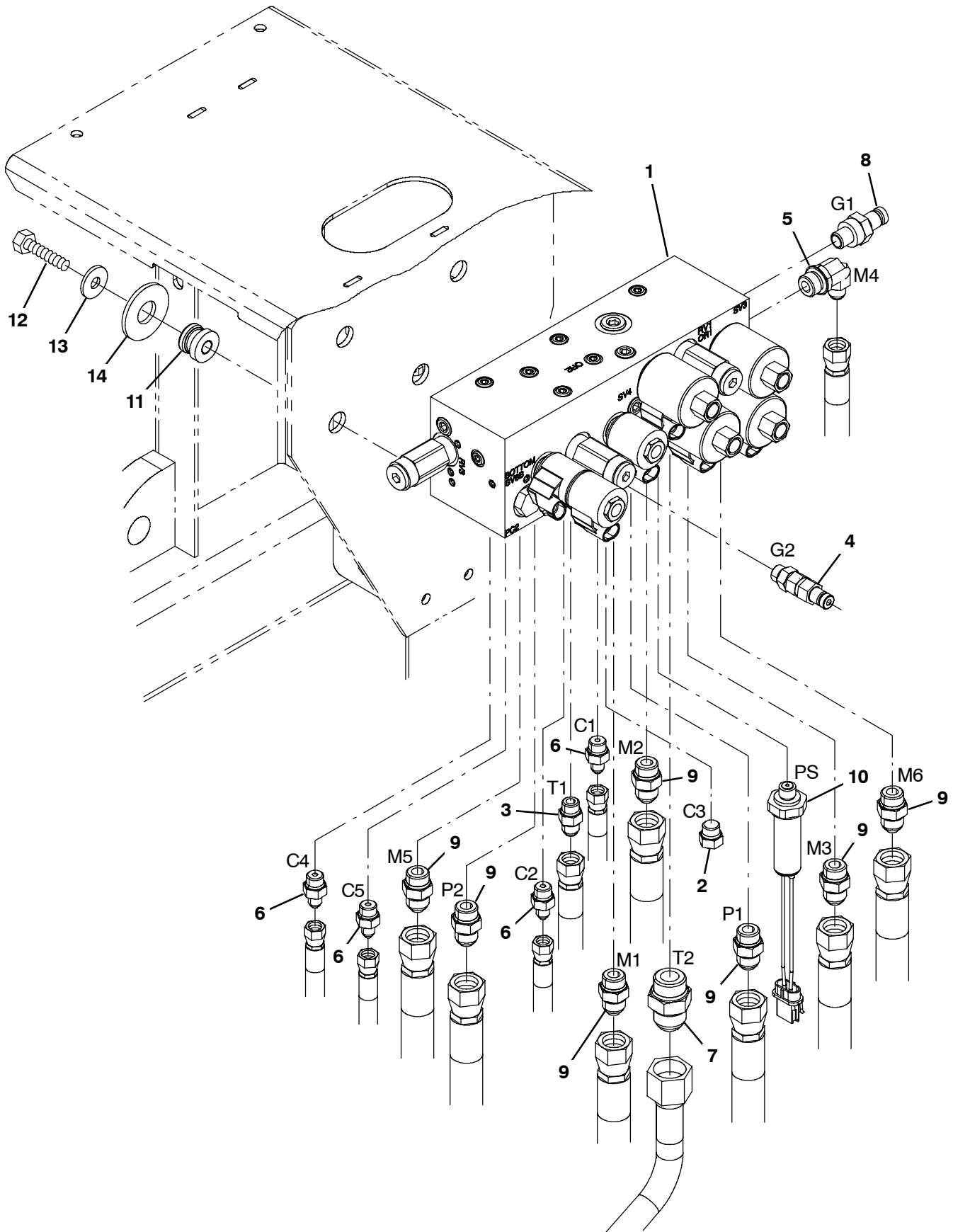


Fig. 56 - Hydraulic Valve Group, S30

Ref.	Part No.	Serial Number	Description	Qty.
1	1040091	(000000-) Valve, Hyd, Solenoid, 12vdc [06s] (See Breakdowns)	1
2	46482	(000000-) Fitting, Hyd, Plug, Om06	1
3	56690	(000000-) Fitting, Hyd, Str, Jm06/Om06	1
4	1043652	(000000-) Fitting, Hyd, Str, Om06/Qm04	1
5	47512	(000000-) Fitting, Hyd, E90, Jm06/Om08	1
6	55685	(000000-) Fitting, Hyd, Str, Jm04/Om06	4
7	34357	(000000-) Fitting, Hyd, Str, Jm16/Om12	1
8	395973	(000000-) Fitting, Hyd, Str, Om04/Qm04	1
9	44869	(000000-) Fitting, Hyd, Str, Jm08/Om08	7
10	769077	(000000-) Switch Assy, Press, No 02400psi	1
11	54274	(000000-) Isolator, Vib, Bshg, 1.1d 0.6l .4b 0.78h	4
12	39285	(000000-) Screw, Hex, M10 X 1.50 X 40, 8.8	4
13	39350	(000000-) Washer, Flat, 0.75, Sae	4
14	13248	(000000-) Washer, Flat, 0.40b 1.12d .12, Stl, Pl	4

Fig. 57 - Hydraulic Valve Group, S30 XP

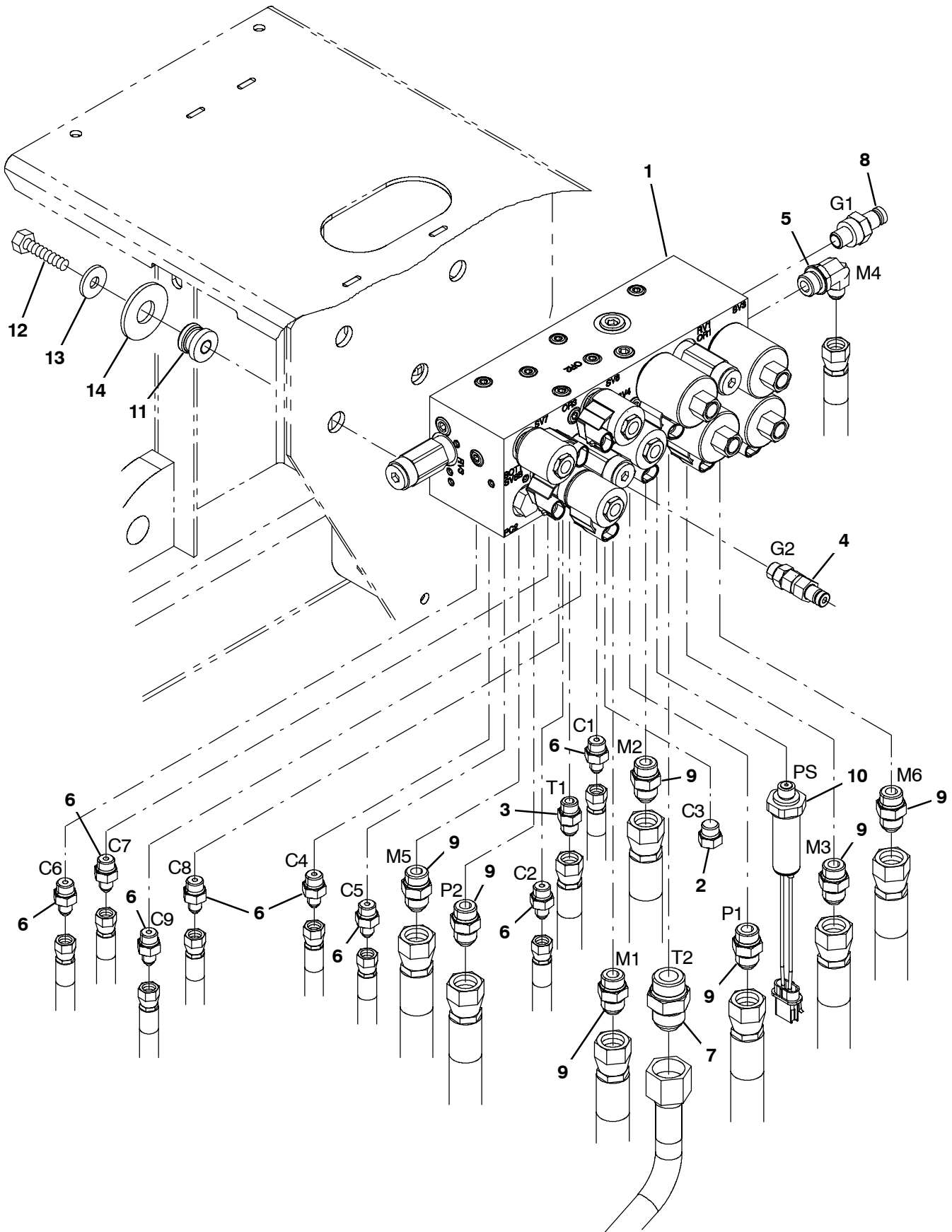
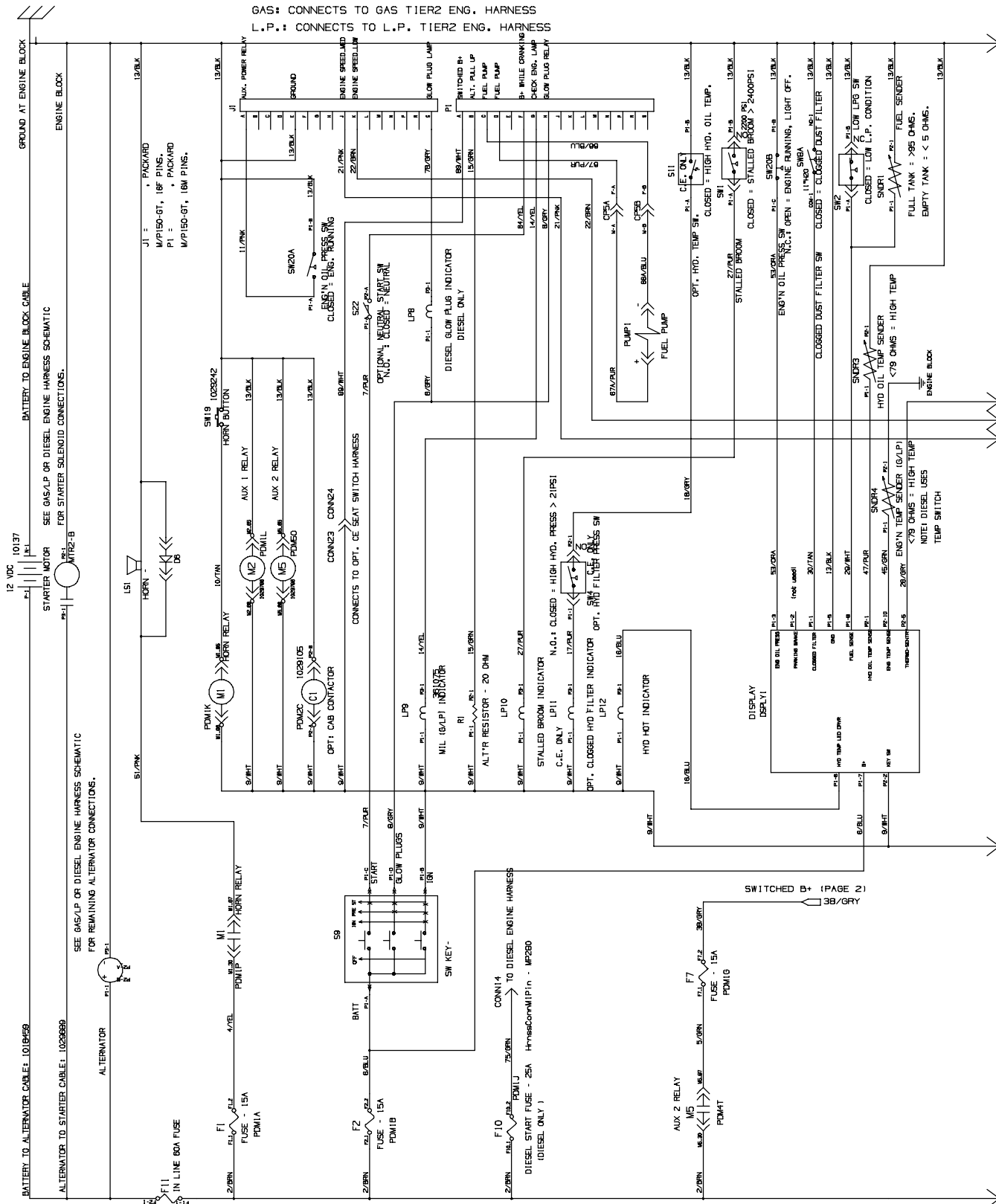


Fig. 57 - Hydraulic Valve Group, S30 XP

Ref.	Part No.	Serial Number	Description	Qty.
1	1034671	(000000-) Valve, Hyd, Solenoid, 12vdc [08s] (See Breakdowns)	1
2	46482	(000000-) Fitting, Hyd, Plug, Om06	1
3	56690	(000000-) Fitting, Hyd, Str, Jm06/Om06	1
4	1043652	(000000-) Fitting, Hyd, Str, Om06/Qm04	1
5	47512	(000000-) Fitting, Hyd, E90, Jm06/Om08	1
6	55685	(000000-) Fitting, Hyd, Str, Jm04/Om06	8
7	34357	(000000-) Fitting, Hyd, Str, Jm16/Om12	1
8	395973	(000000-) Fitting, Hyd, Str, Om04/Qm04	1
9	44869	(000000-) Fitting, Hyd, Str, Jm08/Om08	7
10	769077	(000000-) Switch Assy, Press, No 02400psi	1
11	54274	(000000-) Isolator, Vib, Bshg, 1.1d 0.6l .4b 0.78h	4
12	39285	(000000-) Screw, Hex, M10 X 1.50 X 40, 8.8	4
13	39350	(000000-) Washer, Flat, 0.75, Sae	4
14	13248	(000000-) Washer, Flat, 0.40b 1.12d .12, Stl, Pl	4

Fig. 58 - Electrical Schematic, S30 (1 of 4)

DIESEL : CONNECTS TO DIESEL ENG. HARNESS
 GAS : CONNECTS TO GAS TIER2 ENG. HARNESS
 L.P. : CONNECTS TO L.P. TIER2 ENG. HARNESS



1029278- 354728

Fig. 58 - Electrical Schematic, S30 (4 of 4)

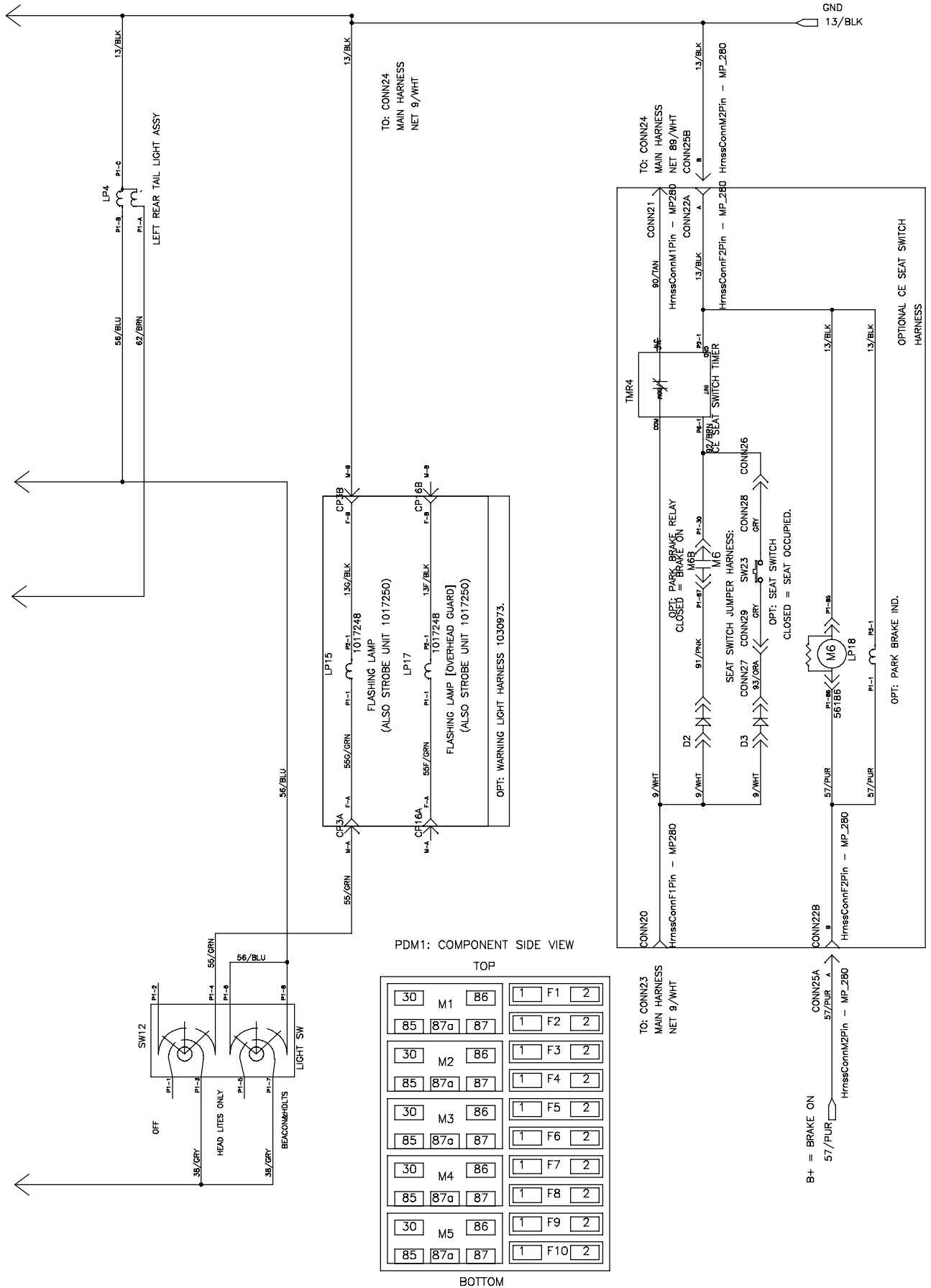


Fig. 59 - Electrical Schematic, S30 XP (1 of 4)

DIESEL: CONNECTS TO DIESEL ENG. HARNESS
 GAS: CONNECTS TO GAS TIER2 ENG. HARNESS
 L.P.: CONNECTS TO L.P. TIER2 ENG. HARNESS

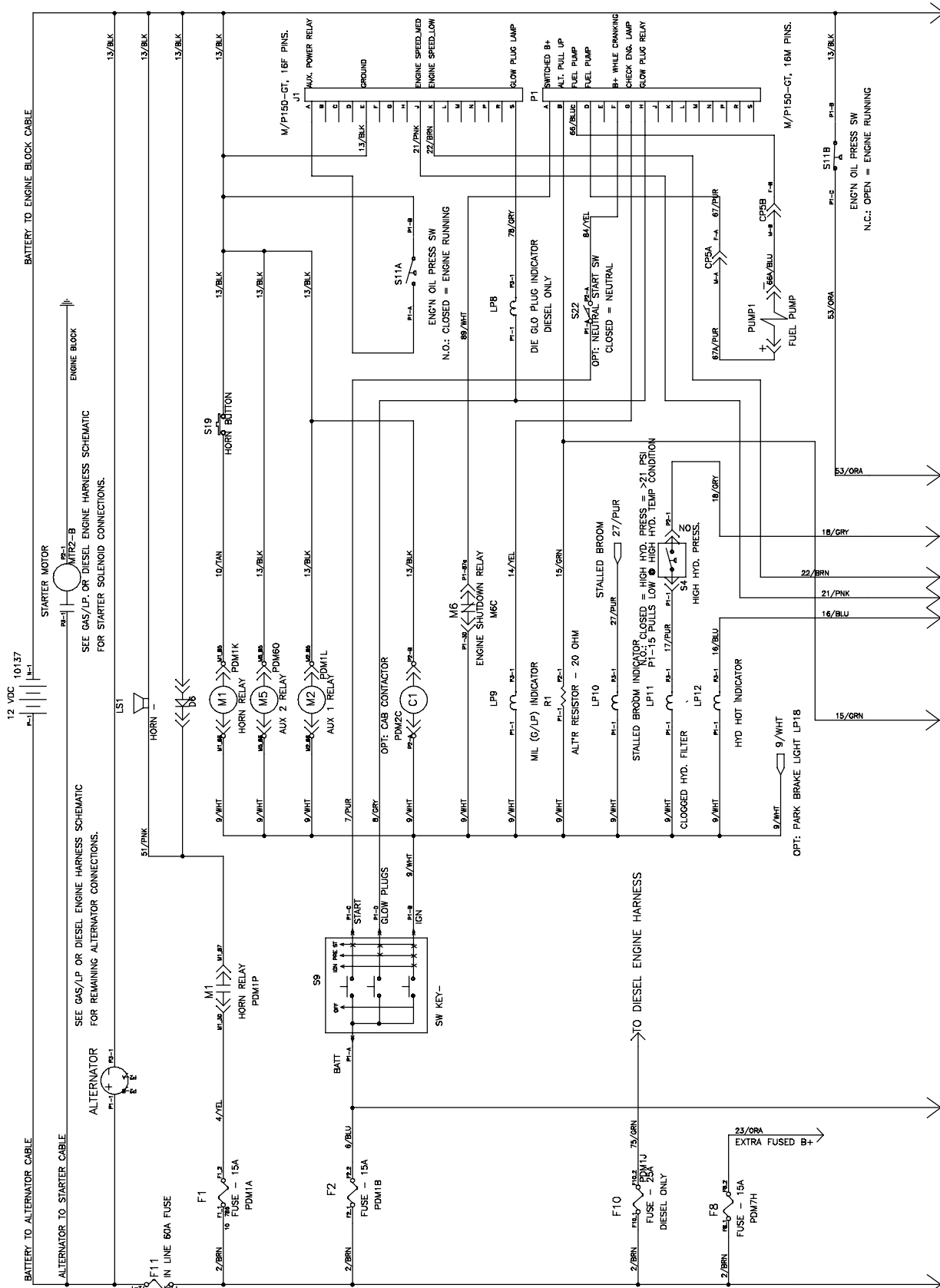


Fig. 59 - Electrical Schematic, S30 XP (2 of 4)

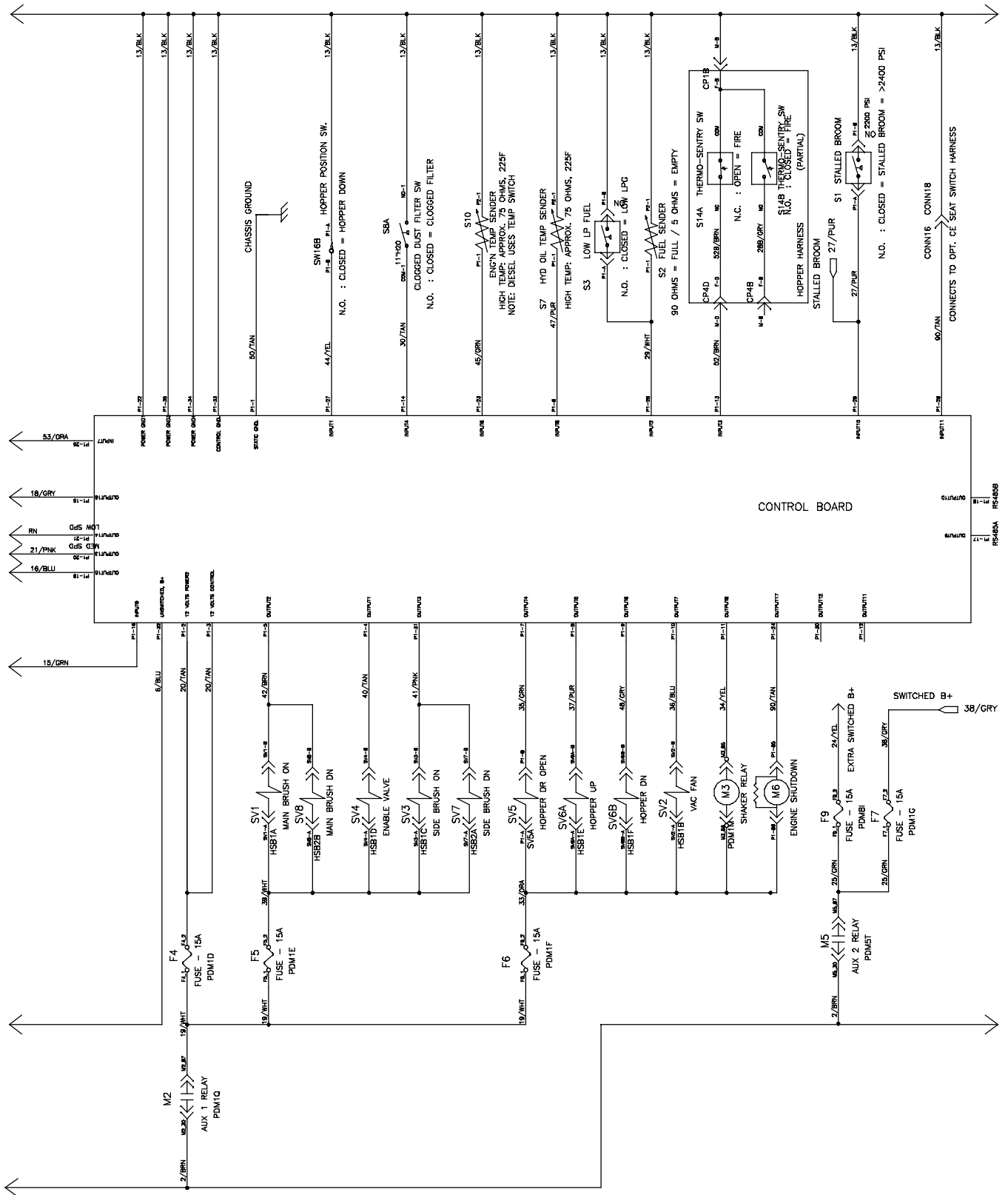


Fig. 59 - Electrical Schematic, S30 XP (3 of 4)

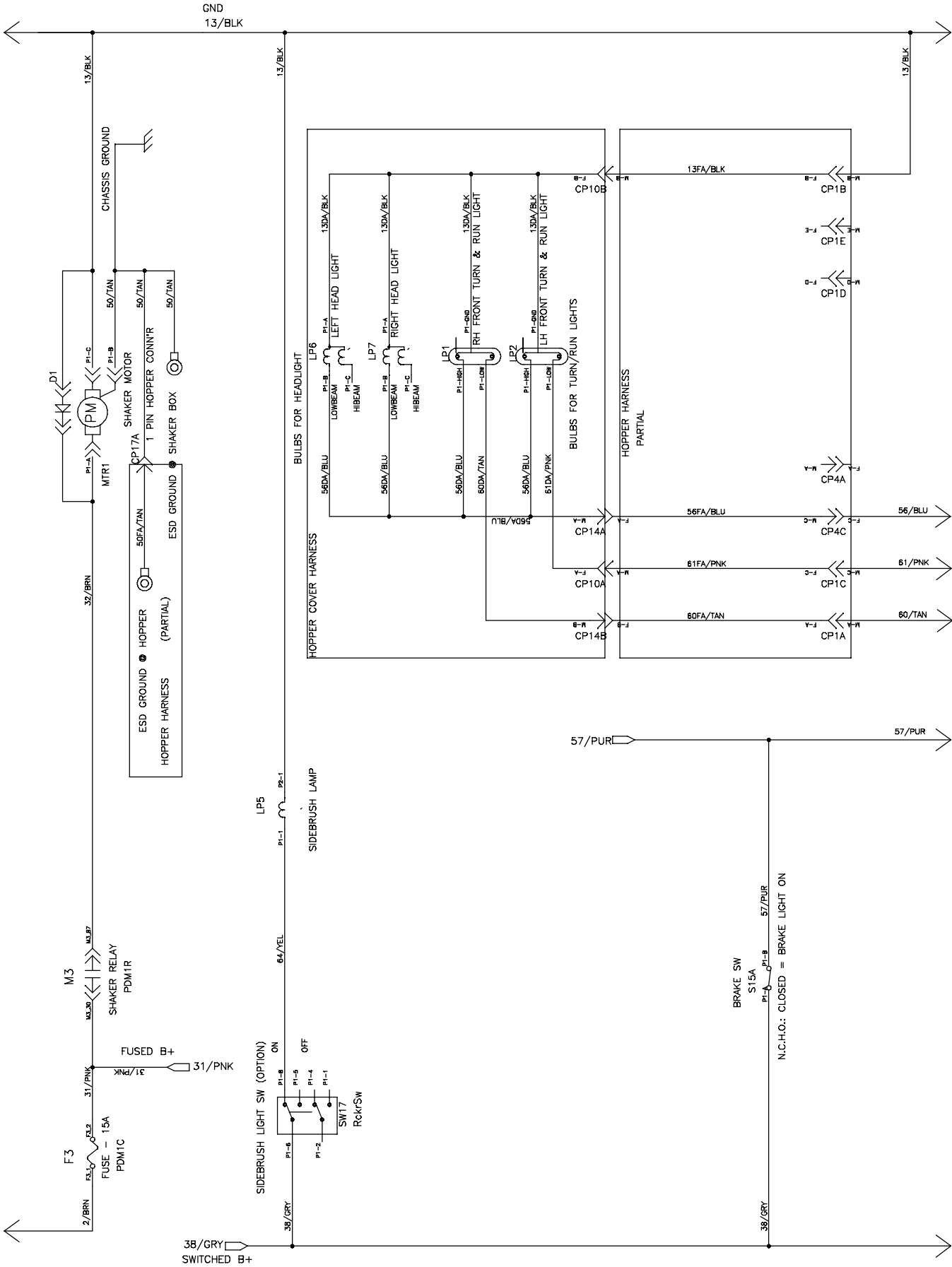
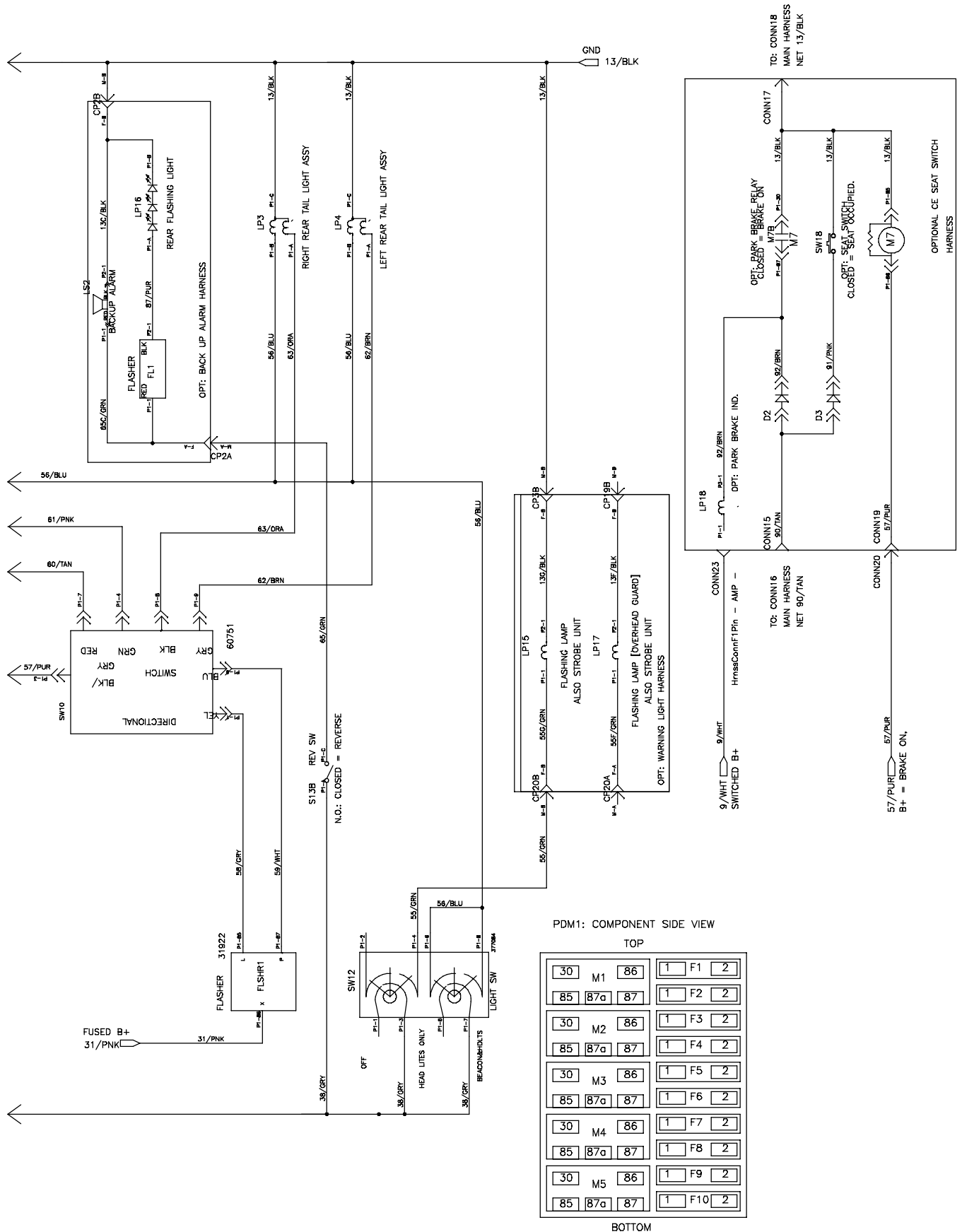
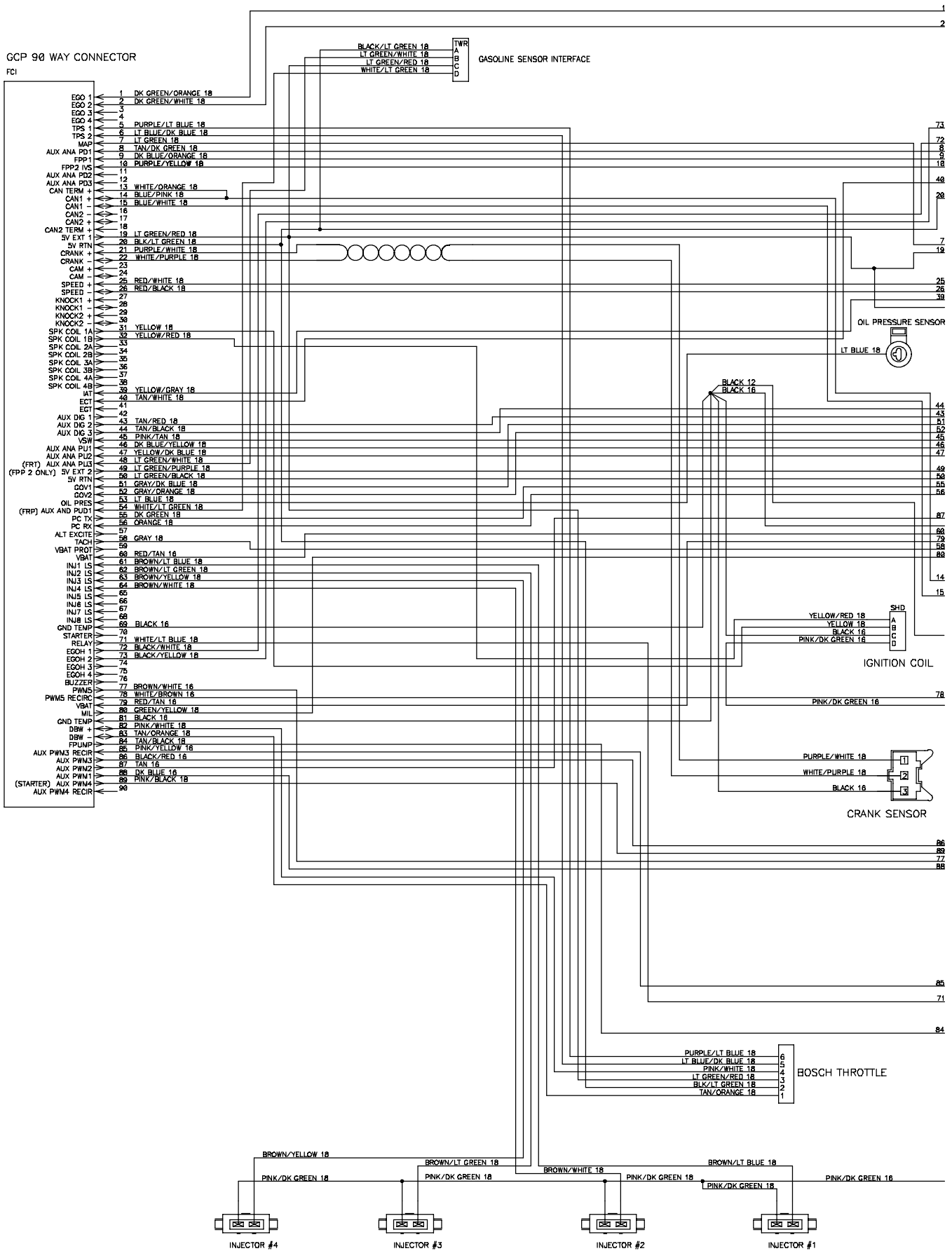


Fig. 59 - Electrical Schematic, S30 XP (4 of 4)



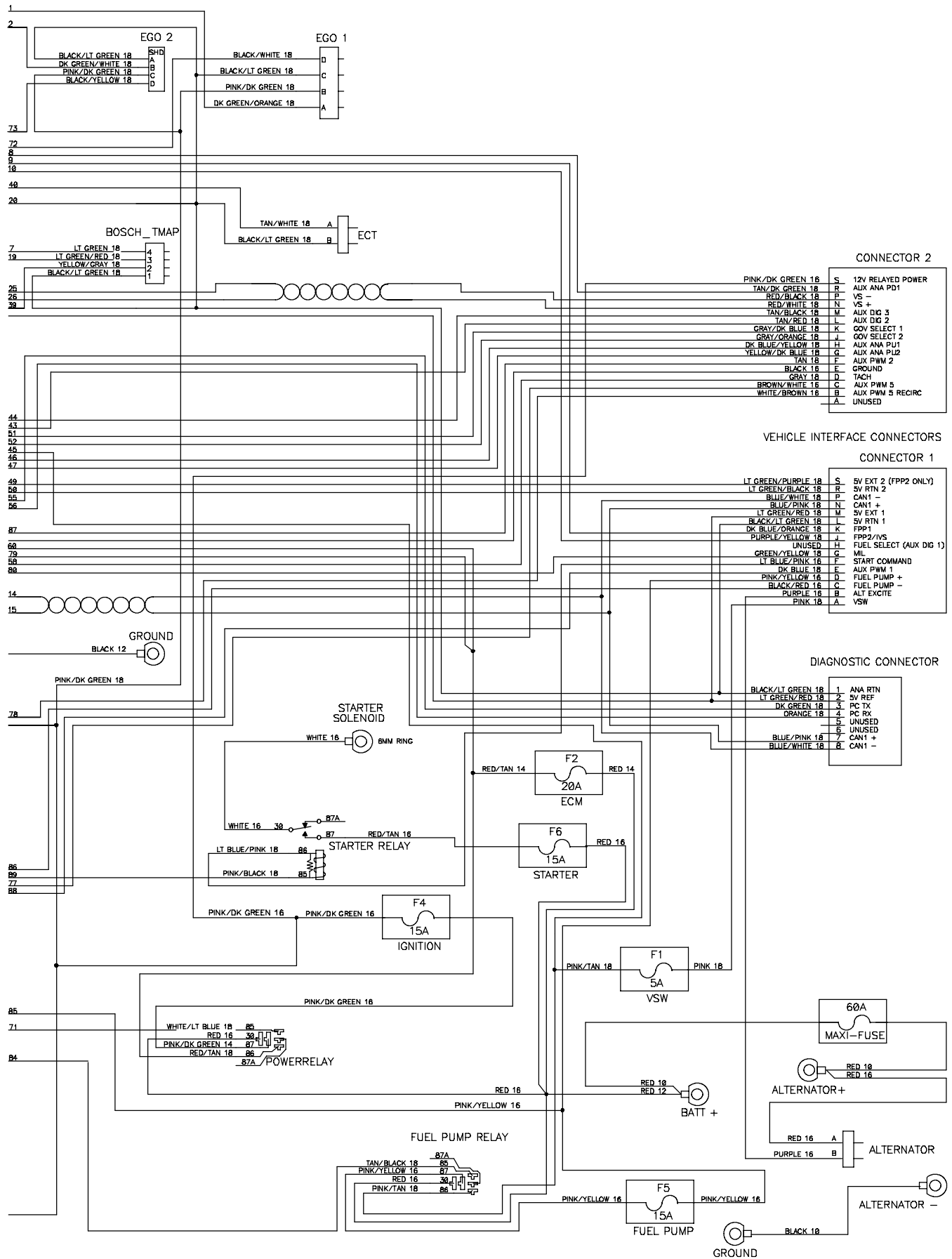
STANDARD PARTS

Fig. 60 - Electrical Schematic, Gasoline Engine Harness (1 of 2)



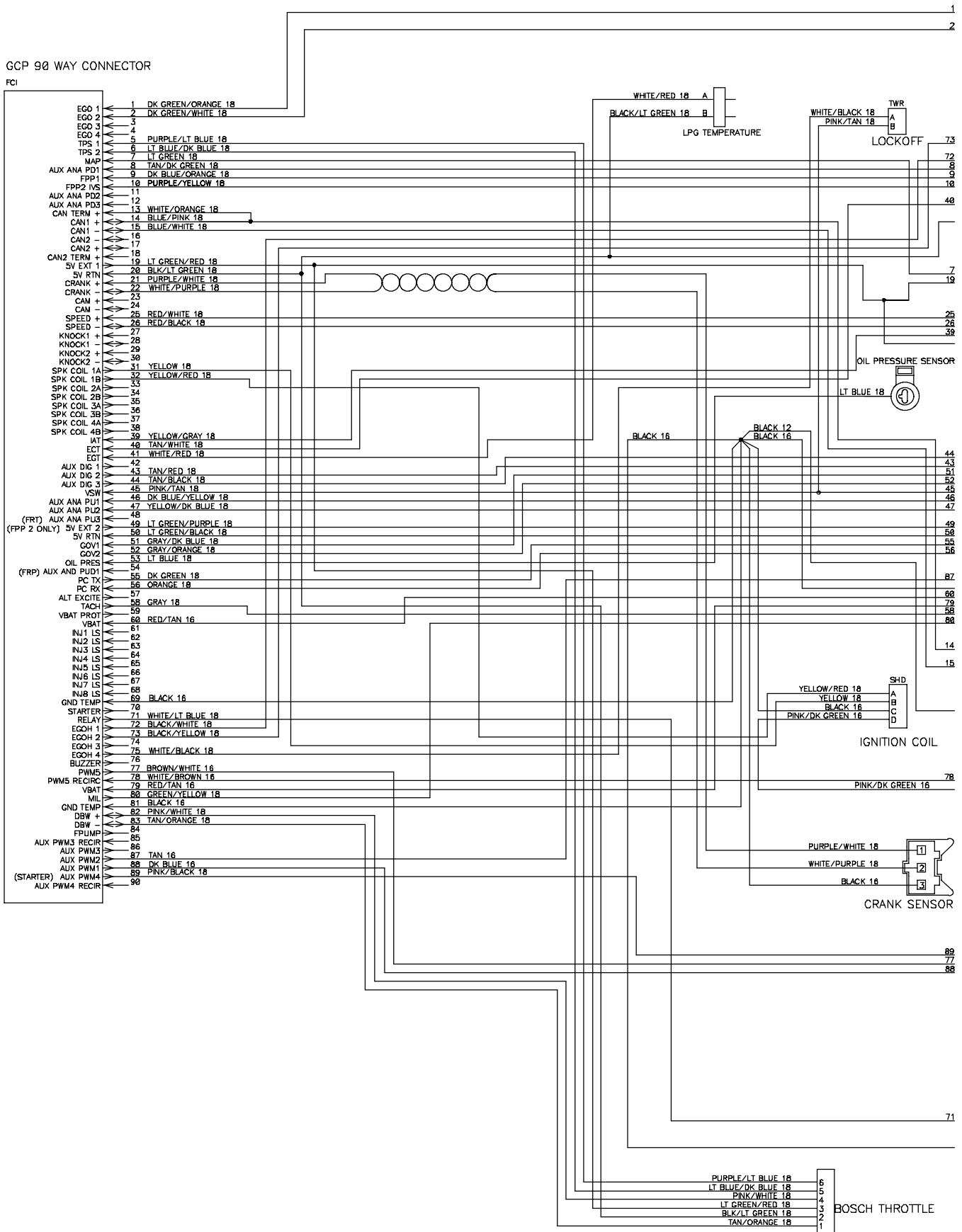
384997 - 354495

Fig. 60 - Electrical Schematic, Gasoline Engine Harness (2 of 2)



STANDARD PARTS

Fig. 61 - Electrical Schematic, LPG Engine Harness (1 of 2)



384990 - 354497

Fig. 61 - Electrical Schematic, LPG Engine Harness (2 of 2)

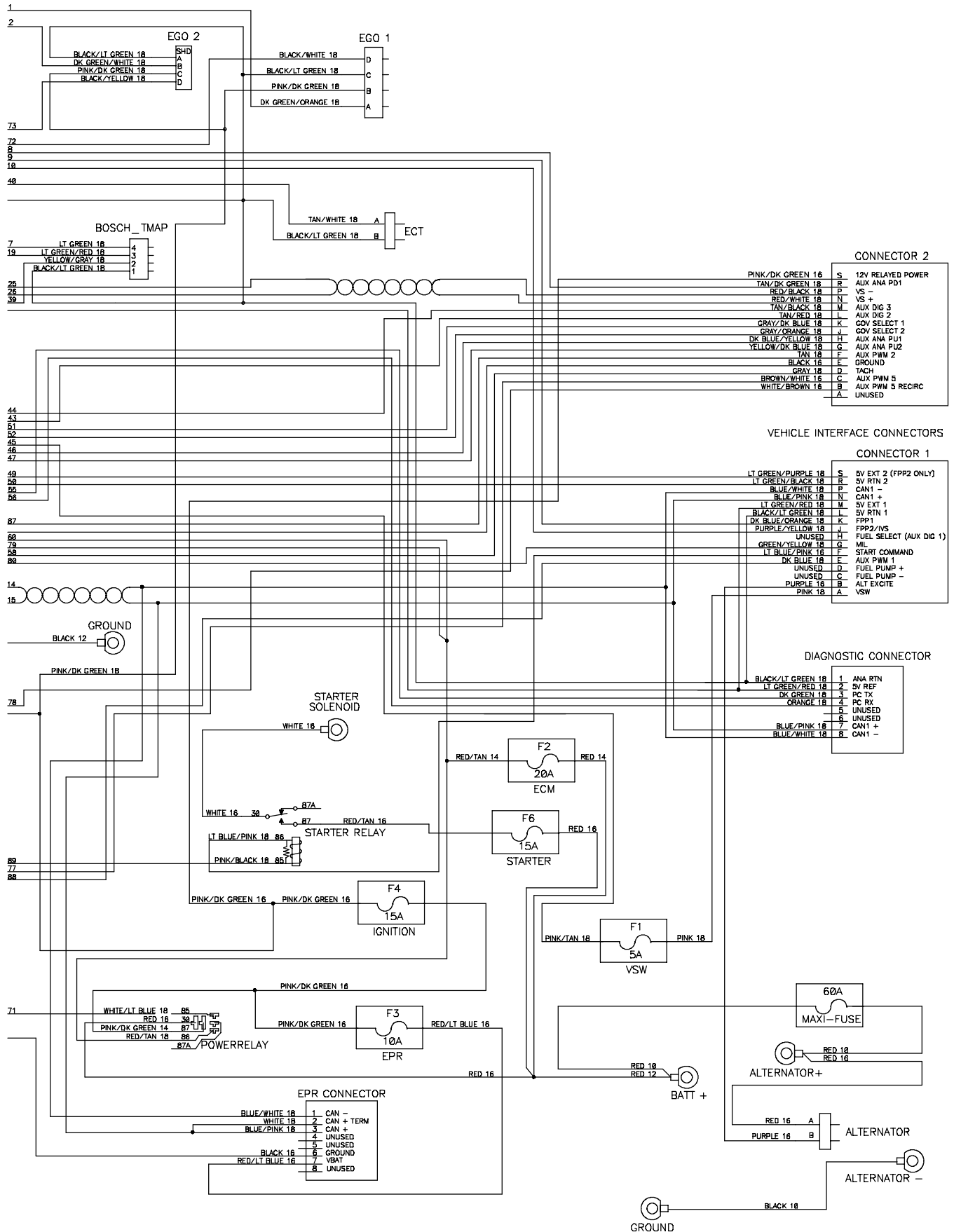


Fig. 63 - Electrical Wire Harnesses Group

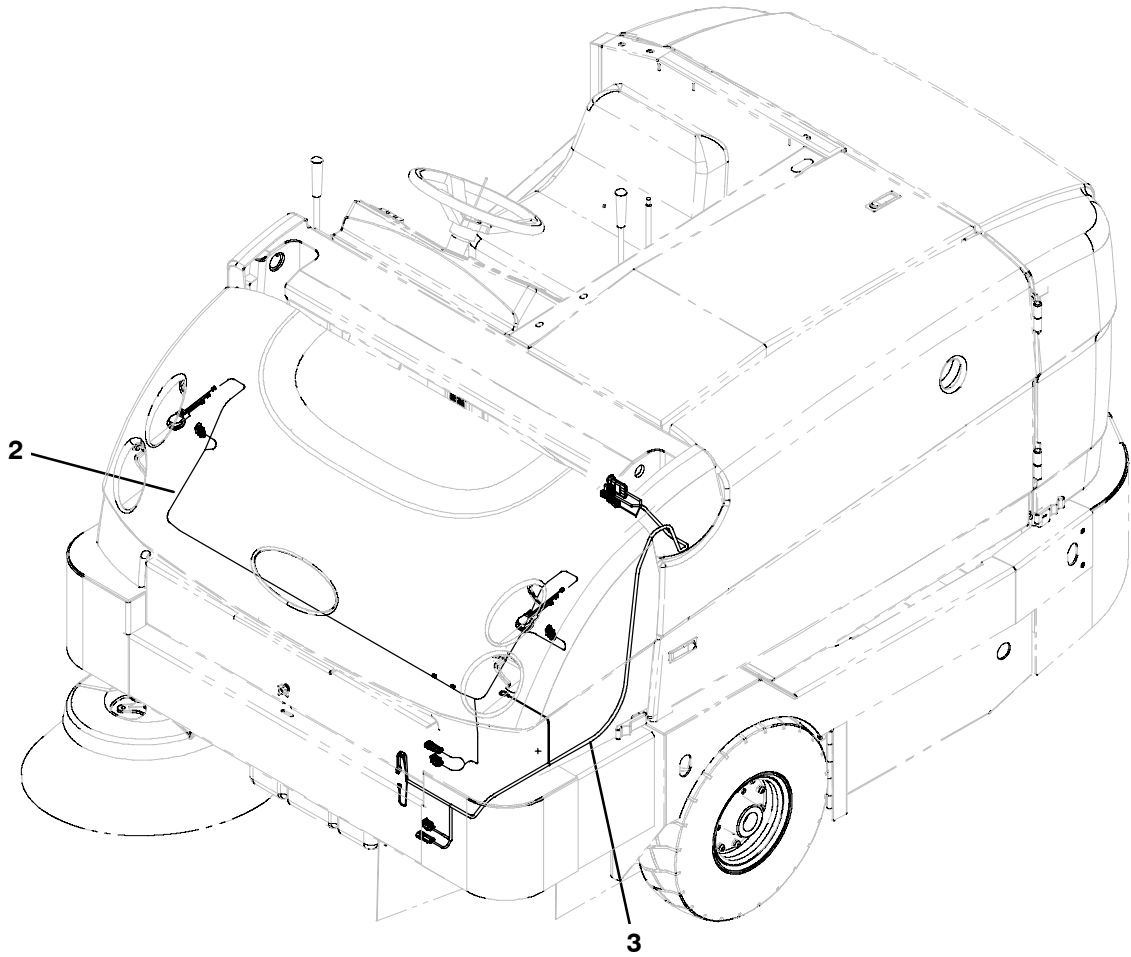
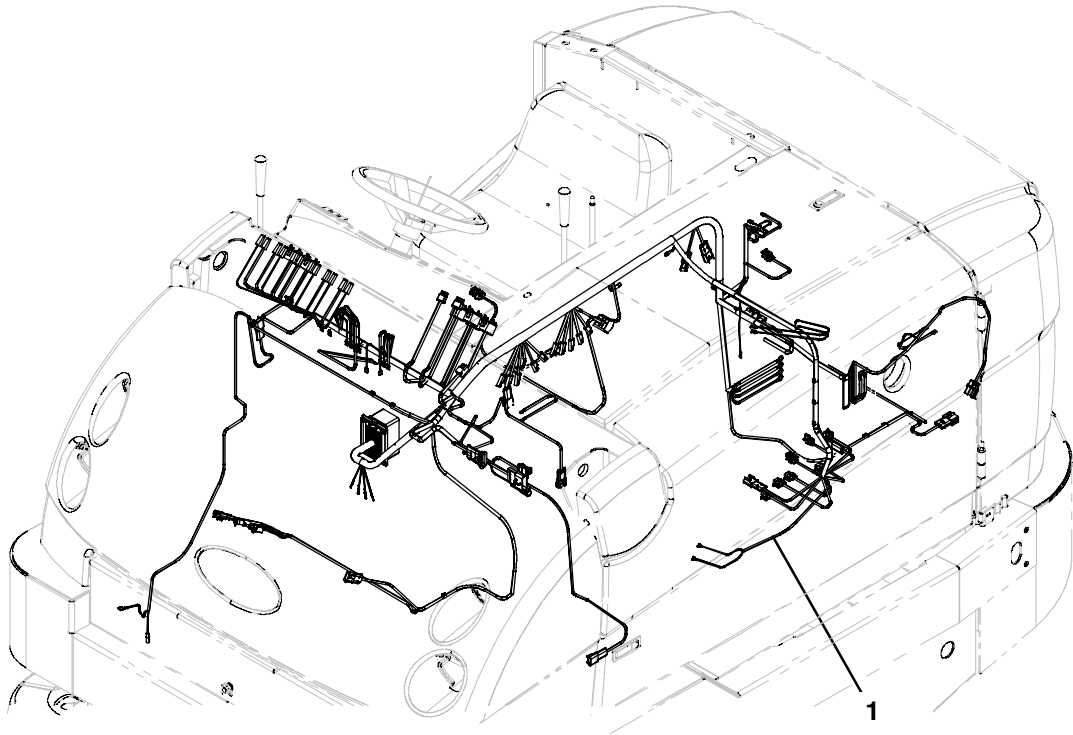
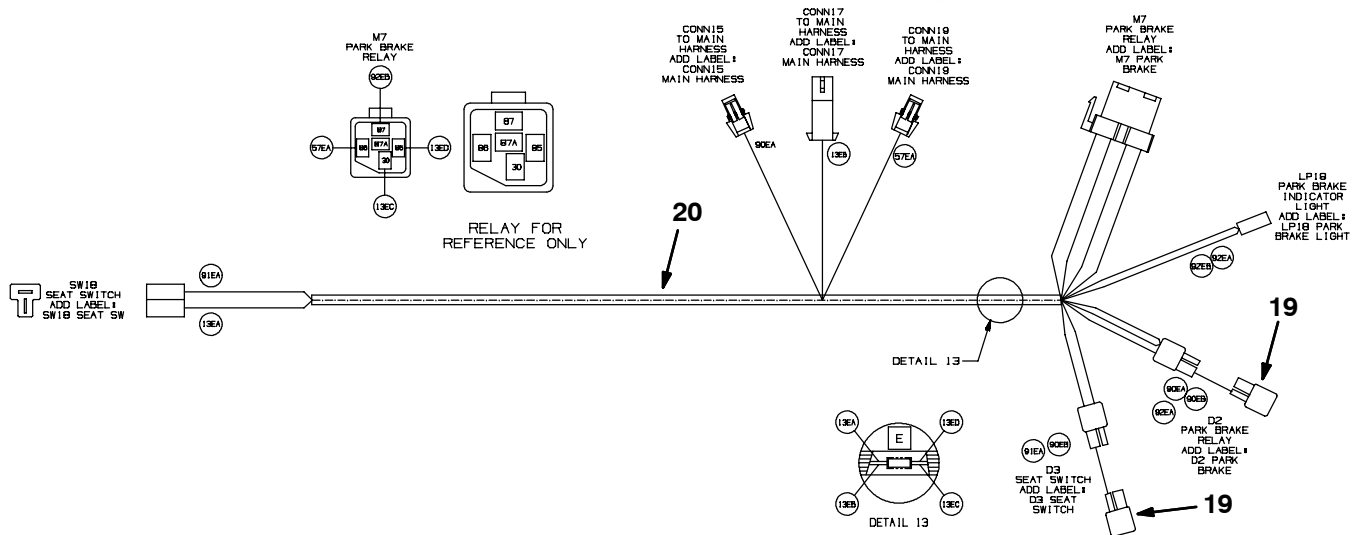










Fig. 63 - Electrical Wire Harness Group




354732 - 354826 - 354827

Ref.	Part No.	Serial Number	Description	Qty.	
1	1032194	(000000-) Harness, Main, Base [Mid, Coyote] (S30 Only)	1	
1	1030162	(000000-) Harness, Main [Premium, Mid, Coyote] (S30 XP Only)	1	
2	1033520	(000000-) Harness, Cover, Hppr [S30]	1	
3	1038387	(000000-) Harness, Hppr [S30]	1	
▽	384997	(000000-) Harness, Wire, Eng, Gas [Gm 1.6L]	1	
▲	4	394916	(000000-) Relay, 12vdc, 20a, Spdt	2
▲	5	57804	(000000-) Relay, 12vdc, 40a, Spdt	1
▲	6	372237	(000000-) Fuse, 20 Amp, [Min-20]	1
▲	7	372235	(000000-) Fuse, 5 Amp, [Min-5]	1
▲	8	372236	(000000-) Fuse, 15 Amp, [Min-15]	2
▲	9	384999	(000000-) Fuse, 10 Amp	1
▲	10	384998	(000000-) Fuse, 60 Amp	1
▽	384990	(000000-) Harness, Wire, Eng, Lpg [Gm 1.6]	1	
▲	11	394916	(000000-) Relay, 12vdc, 20a, Spdt	2
▲	12	57804	(000000-) Relay, 12vdc, 40a, Spdt	1
▲	13	372237	(000000-) Fuse, 20 Amp, [Min-20]	1
▲	14	372235	(000000-) Fuse, 5 Amp, [Min-5]	1
▲	15	372236	(000000-) Fuse, 15 Amp, [Min-15]	2
▲	16	384999	(000000-) Fuse, 10 Amp	1
▲	17	384998	(000000-) Fuse, 60 Amp	1
18	1047618	(000000-) Harness, Switch, Seat, Ce [S30] (CE Only)	1	
19	222290	(000000-) Diode, Ele, Plug (CE Only)	2	
20	1047619	(000000-) Harness, Switch, Seat, Ce [S30 Xp] (CE Only) (S30XP Only)	2	

Fig. 64 - Label Group

 <p>LOW SULFUR FUEL OR ULTRA LOW SULFUR FUEL ONLY</p> <p>SÓLO COMBUSTIBLE CON UN NIVEL BAJO EN SULFURO O COMBUSTIBLE CON UN NIVEL MÍNIMO DE SULFURO</p> <p>COMBUSTIBLE À FAIBLE TENEUR OU À TRÈS FAIBLE TENEUR EN SOUFRE SEULEMENT</p> <p><500 ppm</p>	 <p><500 ppm</p>	<table border="1"> <tr> <th>▲ WARNING</th> <th>▲ AVERTISSEMENT</th> <th>▲ ADVERTENCIA</th> </tr> <tr> <td>Machine emits toxic gases. Serious injury or death can result. Provide adequate ventilation.</td> <td>La machine produit des gaz toxiques. Ces gaz peuvent provoquer des blessures ou la mort. Veillez à ce que l'endroit soit bien aéré.</td> <td>La máquina emite gases tóxicos. Pueden provocar lesiones graves o fatales. Asegúrese de que existe suficiente ventilación.</td> </tr> </table>	▲ WARNING	▲ AVERTISSEMENT	▲ ADVERTENCIA	Machine emits toxic gases. Serious injury or death can result. Provide adequate ventilation.	La machine produit des gaz toxiques. Ces gaz peuvent provoquer des blessures ou la mort. Veillez à ce que l'endroit soit bien aéré.	La máquina emite gases tóxicos. Pueden provocar lesiones graves o fatales. Asegúrese de que existe suficiente ventilación.							
▲ WARNING	▲ AVERTISSEMENT	▲ ADVERTENCIA													
Machine emits toxic gases. Serious injury or death can result. Provide adequate ventilation.	La machine produit des gaz toxiques. Ces gaz peuvent provoquer des blessures ou la mort. Veillez à ce que l'endroit soit bien aéré.	La máquina emite gases tóxicos. Pueden provocar lesiones graves o fatales. Asegúrese de que existe suficiente ventilación.													
	<table border="1"> <tr> <th>▲ WARNING</th> </tr> <tr> <td>Moving belt and fan. Keep away.</td> </tr> <tr> <th>▲ AVERTISSEMENT</th> </tr> <tr> <td>La courroie et le ventilateur sont en mouvement. Ne vous approchez pas.</td> </tr> <tr> <th>▲ ADVERTENCIA</th> </tr> <tr> <td>Correas y ventilador en movimiento. Manténgase alejado.</td> </tr> </table>	▲ WARNING	Moving belt and fan. Keep away.	▲ AVERTISSEMENT	La courroie et le ventilateur sont en mouvement. Ne vous approchez pas.	▲ ADVERTENCIA	Correas y ventilador en movimiento. Manténgase alejado.	<p>FOR SAFETY</p>  <p>Read manual before operating machine.</p> <p>POUR VOTRE SECURITE</p> <p>Lisez le manuel avant d'utiliser la machine.</p> <p>PARA SEGURIDAD</p> <p>Lea el manual antes de operar la máquina.</p>	<table border="1"> <tr> <th>▲ WARNING</th> <th>▲ AVERTISSEMENT</th> <th>▲ ADVERTENCIA</th> </tr> <tr> <td>Raised hopper may fall. Engage hopper support bar.</td> <td>La trémie levée peut tomber. Engagez la barre de support de la trémie.</td> <td>La caja colectora en posición elevada puede caer. Monte la barra de apoyo.</td> </tr> </table>	▲ WARNING	▲ AVERTISSEMENT	▲ ADVERTENCIA	Raised hopper may fall. Engage hopper support bar.	La trémie levée peut tomber. Engagez la barre de support de la trémie.	La caja colectora en posición elevada puede caer. Monte la barra de apoyo.
▲ WARNING															
Moving belt and fan. Keep away.															
▲ AVERTISSEMENT															
La courroie et le ventilateur sont en mouvement. Ne vous approchez pas.															
▲ ADVERTENCIA															
Correas y ventilador en movimiento. Manténgase alejado.															
▲ WARNING	▲ AVERTISSEMENT	▲ ADVERTENCIA													
Raised hopper may fall. Engage hopper support bar.	La trémie levée peut tomber. Engagez la barre de support de la trémie.	La caja colectora en posición elevada puede caer. Monte la barra de apoyo.													
			<table border="1"> <tr> <th>▲ WARNING</th> </tr> <tr> <td>Lift arm pinch point. Stay clear of hopper lift arms.</td> </tr> <tr> <th>▲ AVERTISSEMENT</th> </tr> <tr> <td>Attention au point d'articulation du bras d'élévation. Ne vous approchez pas des bras d'élévation de la trémie.</td> </tr> <tr> <th>▲ ADVERTENCIA</th> </tr> <tr> <td>Punto de pinzamiento del brazo elevador. No se acerque a los brazos elevadores de la caja colectora.</td> </tr> </table>	▲ WARNING	Lift arm pinch point. Stay clear of hopper lift arms.	▲ AVERTISSEMENT	Attention au point d'articulation du bras d'élévation. Ne vous approchez pas des bras d'élévation de la trémie.	▲ ADVERTENCIA	Punto de pinzamiento del brazo elevador. No se acerque a los brazos elevadores de la caja colectora.						
▲ WARNING															
Lift arm pinch point. Stay clear of hopper lift arms.															
▲ AVERTISSEMENT															
Attention au point d'articulation du bras d'élévation. Ne vous approchez pas des bras d'élévation de la trémie.															
▲ ADVERTENCIA															
Punto de pinzamiento del brazo elevador. No se acerque a los brazos elevadores de la caja colectora.															
<table border="1"> <tr> <th>▲ WARNING</th> </tr> <tr> <td>Burn hazard, Hot surface. Do NOT touch.</td> </tr> <tr> <th>▲ AVERTISSEMENT</th> </tr> <tr> <td>Risque de brûlures. Surface chaude. Ne pas toucher.</td> </tr> <tr> <th>▲ ADVERTENCIA</th> </tr> <tr> <td>Peligro de quemaduras. Superficie caliente. NO tocar.</td> </tr> </table>	▲ WARNING	Burn hazard, Hot surface. Do NOT touch.	▲ AVERTISSEMENT	Risque de brûlures. Surface chaude. Ne pas toucher.	▲ ADVERTENCIA	Peligro de quemaduras. Superficie caliente. NO tocar.		<table border="1"> <tr> <th>▲ WARNING</th> </tr> <tr> <td>Lift arm pinch point. Stay clear of hopper lift arms.</td> </tr> <tr> <th>▲ AVERTISSEMENT</th> </tr> <tr> <td>Attention au point d'articulation du bras d'élévation. Ne vous approchez pas des bras d'élévation de la trémie.</td> </tr> <tr> <th>▲ ADVERTENCIA</th> </tr> <tr> <td>Punto de pinzamiento del brazo elevador. No se acerque a los brazos elevadores de la caja colectora.</td> </tr> </table>	▲ WARNING	Lift arm pinch point. Stay clear of hopper lift arms.	▲ AVERTISSEMENT	Attention au point d'articulation du bras d'élévation. Ne vous approchez pas des bras d'élévation de la trémie.	▲ ADVERTENCIA	Punto de pinzamiento del brazo elevador. No se acerque a los brazos elevadores de la caja colectora.	
▲ WARNING															
Burn hazard, Hot surface. Do NOT touch.															
▲ AVERTISSEMENT															
Risque de brûlures. Surface chaude. Ne pas toucher.															
▲ ADVERTENCIA															
Peligro de quemaduras. Superficie caliente. NO tocar.															
▲ WARNING															
Lift arm pinch point. Stay clear of hopper lift arms.															
▲ AVERTISSEMENT															
Attention au point d'articulation du bras d'élévation. Ne vous approchez pas des bras d'élévation de la trémie.															
▲ ADVERTENCIA															
Punto de pinzamiento del brazo elevador. No se acerque a los brazos elevadores de la caja colectora.															



▲ CAUTION	▲ ATTENTION	▲ ATENCIÓN
LPG engine will run for a few seconds after key is turned off. Apply parking brake before leaving machine.	Le moteur GPL tourne encore quelques secondes une fois le contact coupé. Engagez le frein de stationnement avant de quitter la machine.	El motor LPG seguirá funcionando algunos segundos después de retirar la llave de contacto. Aplique el freno de estacionamiento antes de abandonar la máquina.

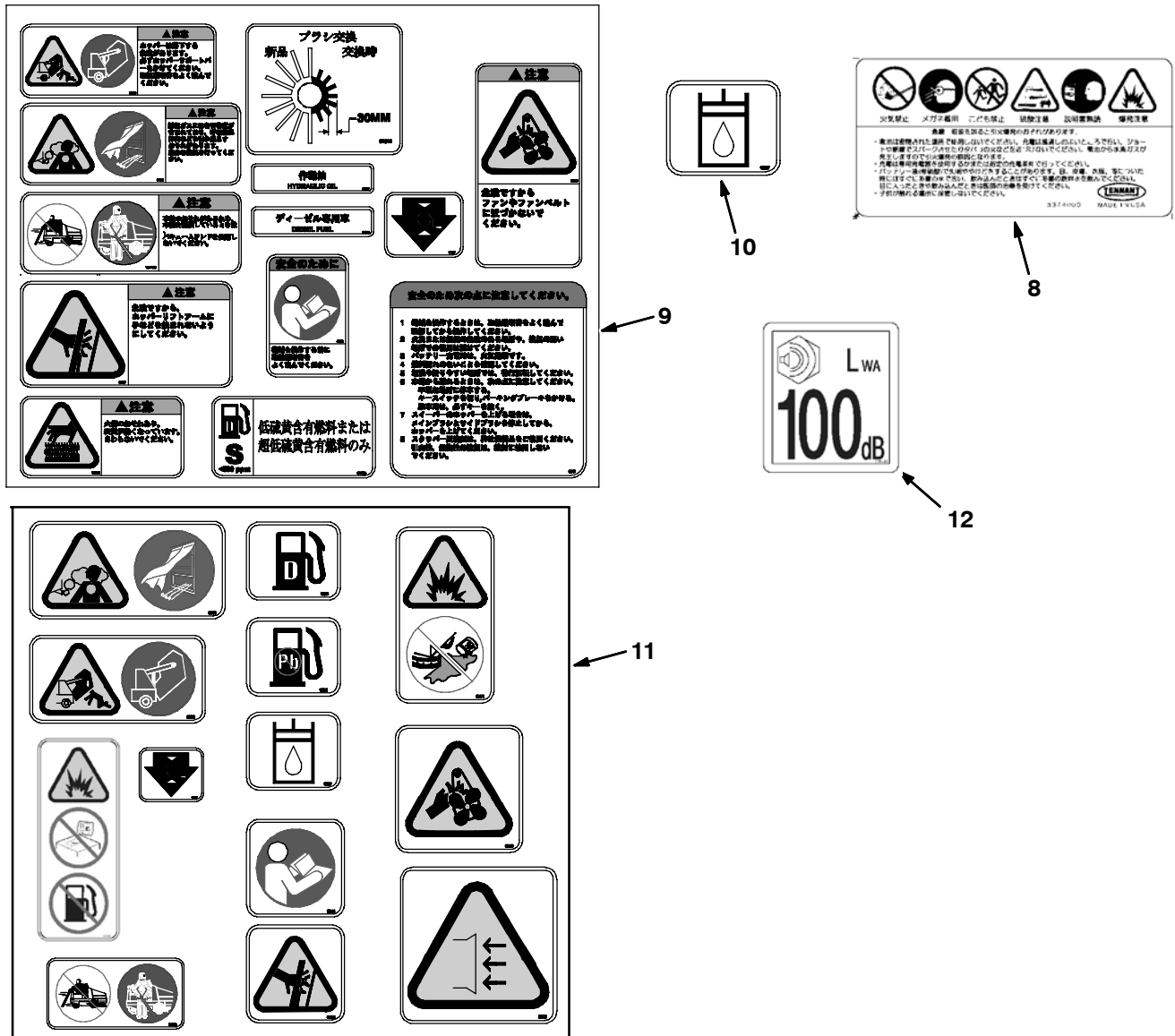
SweepSmart™

S30

TENNANT

							
	<table border="1"> <tr> <th>▲ WARNING</th> </tr> <tr> <td>Burn hazard, Hot surface. Do NOT touch.</td> </tr> <tr> <th>▲ AVERTISSEMENT</th> </tr> <tr> <td>Risque de brûlures. Surface chaude. Ne pas toucher.</td> </tr> <tr> <th>▲ ADVERTENCIA</th> </tr> <tr> <td>Peligro de quemaduras. Superficie caliente. NO tocar.</td> </tr> </table>	▲ WARNING	Burn hazard, Hot surface. Do NOT touch.	▲ AVERTISSEMENT	Risque de brûlures. Surface chaude. Ne pas toucher.	▲ ADVERTENCIA	Peligro de quemaduras. Superficie caliente. NO tocar.
▲ WARNING							
Burn hazard, Hot surface. Do NOT touch.							
▲ AVERTISSEMENT							
Risque de brûlures. Surface chaude. Ne pas toucher.							
▲ ADVERTENCIA							
Peligro de quemaduras. Superficie caliente. NO tocar.							
	<table border="1"> <tr> <th>▲ 注意</th> </tr> <tr> <td>火傷のおそれあり。表面が熱くなっています。さわらないでください。</td> </tr> </table>	▲ 注意	火傷のおそれあり。表面が熱くなっています。さわらないでください。				
▲ 注意							
火傷のおそれあり。表面が熱くなっています。さわらないでください。							

Fig. 64 - Label Group



Ref.	Part No.	Serial Number	Description	Qty.
1	86877	(000000-)	Label, Logo, 10.4l, White [Tennant]	1
2	1017141	(000000-)	Label Set, Hi Temp	1
3	1043372	(000000-)	Label, White [S30]	3
4	1043373	(000000-)	Label, Cyclone [S30]	3
5	59767	(000000-)	Label Set, Info/Hzrd [Multi-Mach]	1
6	1020434	(000000-)	Label, Caution [Apply Parking Brake]	1
7	1025101	(000000-)	Label, Caution [Apply Parking Brake] (CE and Japan Only)	1
8	374000	(000000-)	Label, Caution, Battery, Tj (Japan Only)	1
9	72381	(000000-)	Label Set, Info/Hzrd, Misc, Tj (Japan Only)	1
10	19207	(000000-)	Label, Info, Hyd Fluid, Na / Ce (Japan Only)	1
11	66188	(000000-)	Label Set, Info/Hzrd, Misc, Ce (CE Only)	1
12	398481	(000000-)	Label, Level, Sound [100 Db] (CE Only)	1
	374224	(000000-)	Tape, Warning, Rh, Blk / Yel [33 Mtr] (CE Only)	1
	C460919	(000000-)	Tape, Warning, Left Blk/Yel [33 Mtr] (CE Only)	1

SECTION 3

Contents	Page
Fig. 1 - Indoor Light Kit	3-2
Fig. 2 - Outdoor Light Kit	3-4
Fig. 3 - Left Hand Side Brush Kit, S30 XP .	3-6
Fig. 4 - Vacuum Wand Group	3-8
Fig. 5 - Blower Wand Group	3-10
Fig. 6 - Overhead Guard Kit	3-12
Fig. 7 - Cab Group	3-14
Fig. 8 - Cab Cover Group	3-16
Fig. 9 - Cab Door Group	3-18
Fig. 10 - Cab Heater Group	3-20
Fig. 11 - Cab Air Conditioner Group	3-22
Fig. 12 - Cab Wire Harness Group	3-24
Fig. 13 - Corner Bumper Kit	3-25
Fig. 14 - Fire Extinguisher Kit	3-26
Fig. 15 - Documentation Group	3-27

Fig. 1 - Indoor Light Kit

Ref.	Part No.	Serial Number	Description	Qty.
▽	9003865	(000000-) Light Kit, Inside, Ci [S30]	1
▲	1 1034191	(000000-) Harness, Backup, Rev [S30]	1
▲	2 1036173	(000000-) Light, Led, White, 12-24vdc	1
▲	3 06549	(000000-) Nut, Hex, Lock, M5 X 0.80, NI	6
▲	4 06935	(000000-) Screw, Pan, Phl, M5 X 0.80 X 25, 4.8	2
▲	5 19066	(000000-) Washer, Flat, 10	8
▲	6 1036985	(000000-) Flasher, 12-80vdc, 2a	1
▲	7 06938	(000000-) Screw, Pan, Phl, M5 X 0.80 X 40, 4.8	2
▲	8 83161	(000000-) Alarm Assy, Backup, 12-24vdc 82-107dba	1
▲	9 09145	(000000-) Screw, Pan, Phl, M6 X 1.00 X 16, 4.8	2
▲	10 07785	(000000-) Nut, Hex, Std, M6 X 1.00, Ss	4
▲	11 49266	(000000-) Tie, Cable, Nyl, 07.3l .19w 1.8 Max D	4
▲	12 1036995	(000000-) Bracket, Switch, Reverse	1
▲	13 08716	(000000-) Screw, Hex, M6 X 1.00 X 20, Ss	2
▲	14 32483	(000000-) Washer, Flat, 0.25, Sae	2
▲	15 1039735	(000000-) Switch, Snap, 15a No	1
▲	16 06933	(000000-) Screw, Pan, Phl, M5 X 0.80 X 16, 4.8	4
▲	17 1036111	(000000-) Bracket Wldt, Light, Flsh	1
▲	18 13248	(000000-) Washer, Flat, 0.40b 1.12d .12, Stl, PI	2
▲	19 08714	(000000-) Nut, Hex, Lock, M10 X 1.5, NI, Ss	2
▲▽	20 82200	(000000-) Light, Flsh, 12vdc, Amb, Rwk	1
▲▲	9000879	(000000-) Lens, Amb, F/ Revl / Flasher	1
▲▲	9000845	(000000-) Lamp, Bulb, Flsh	1
▲▲	1027798	(000000-) Lens, Red, F/ Revl / Flasher	1
▲▲	1027800	(000000-) Lens, Blu, F/ Revl / Flasher	1
▲	21 1030973	(000000-) Harness, Ohg [S30]	1

Fig. 2 - Outdoor Light Kit

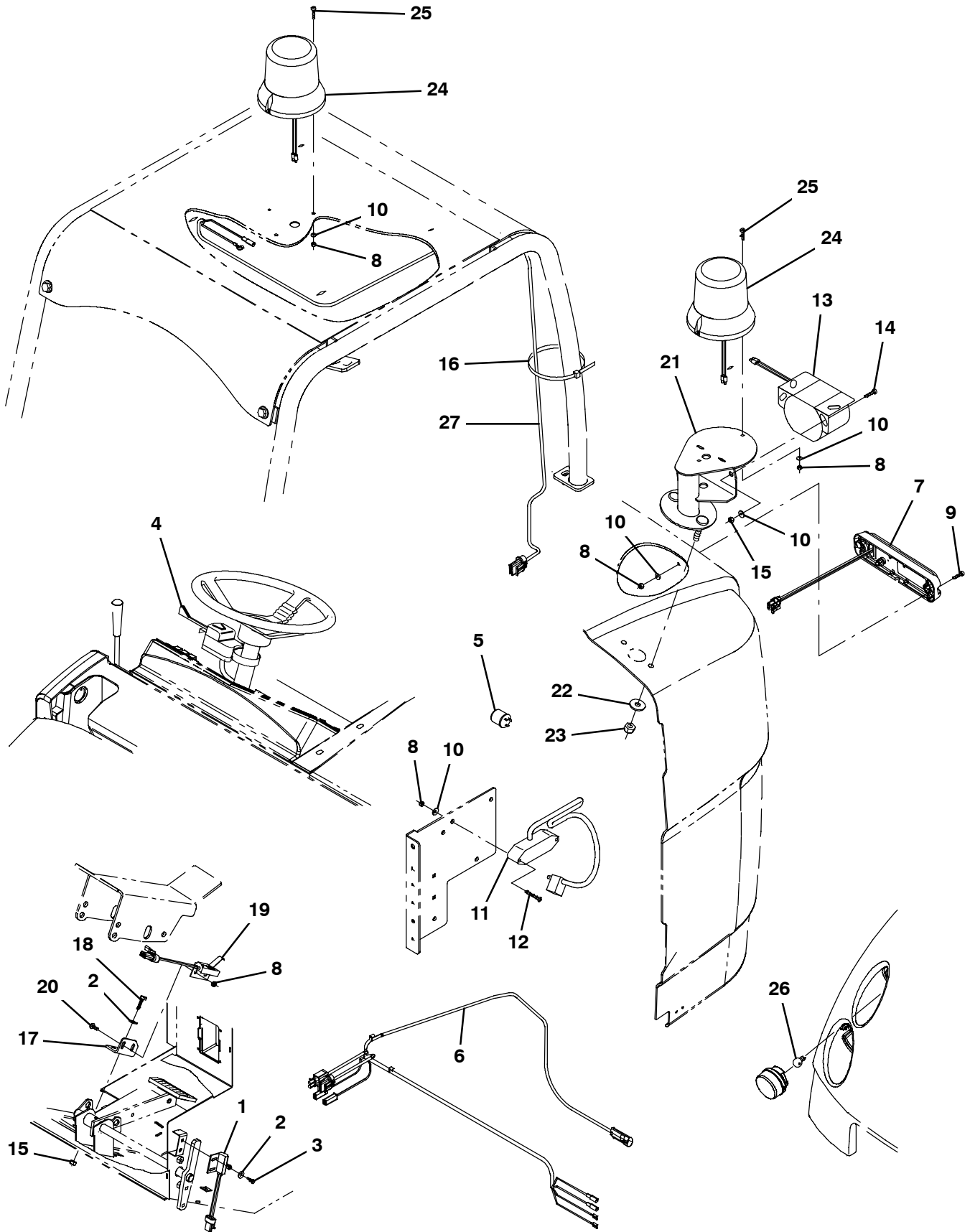


Fig. 2 - Outdoor Light Kit

Ref.	Part No.	Serial Number	Description	Qty.
▽	9003805	(000000-) Light Kit, outdoor, Ci [S30]	1
▲	1 1040019	(000000-) Switch, Limit, 15a, Nc	1
▲	2 32483	(000000-) Washer, Flat, 0.25, Sae	4
▲	3 09244	(000000-) Screw, Hex, M5 X 0.80 X 16, 8.8	2
▲	4 60751	(000000-) Switch, Turn Signal	1
▲	5 31922	(000000-) Flasher, Hd, 12vdc 25a [10-57300]	1
▲	6 1034191	(000000-) Harness, Backup, Rev [S30]	1
▲	7 1036173	(000000-) Light, Led, White, 12-24vdc	1
▲	8 06549	(000000-) Nut, Hex, Lock, M5 X 0.80, NI	8
▲	9 06935	(000000-) Screw, Pan, Phl, M5 X 0.80 X 25, 4.8	2
▲	10 19066	(000000-) Washer, Flat, 10	8
▲	11 1036985	(000000-) Flasher, 12-80vdc, 2a	1
▲	12 06938	(000000-) Screw, Pan, Phl, M5 X 0.80 X 40, 4.8	2
▲	13 83161	(000000-) Alarm Assy, Backup, 12-24vdc 82-107dba	1
▲	14 09145	(000000-) Screw, Pan, Phl, M6 X 1.00 X 16, 4.8	2
▲	15 07785	(000000-) Nut, Hex, Std, M6 X 1.00, Ss	4
▲	16 49266	(000000-) Tie, Cable, Nyl, 07.3l .19w 1.8 Max D	4
▲	17 1036995	(000000-) Bracket, Switch, Reverse	1
▲	18 08716	(000000-) Screw, Hex, M6 X 1.00 X 20, Ss	2
▲	19 1039735	(000000-) Switch, Snap, 15a No	1
▲	20 06933	(000000-) Screw, Pan, Phl, M5 X 0.80 X 16, 4.8	2
▲	21 1036111	(000000-) Bracket Wldt, Light, Flsh	1
▲	22 13248	(000000-) Washer, Flat, 0.40b 1.12d .12, Stl, PI	2
▲	23 08714	(000000-) Nut, Hex, Lock, M10 X 1.5, NI, Ss	2
▲▽	24 83159	(000000-) Light, Strobe, Amb, 12-48vdc, Rwk	1
▲▲	9000879	(000000-) Lens, Amb, F/ Revl / Flasher	1
▲▲	9000846	(000000-) Lamp, Bulb, Strobe	1
▲▲	1027798	(000000-) Lens, Red, F/ Revl / Flasher	1
▲▲	1027800	(000000-) Lens, Blu, F/ Revl / Flasher	1
▲	25 06933	(000000-) Screw, Pan, Phl, M5 X 0.80 X 16, 4.8	2
▲	26 1036183	(000000-) Lamp, Clr, 12vdc [#3157 Series]	2
▲	27 1030973	(000000-) Harness, Ohg [S30]	1

Fig. 3 - Left Hand Side Brush Kit, S30 XP

Ref.	Part No.	Serial Number	Description	Qty.
▽	9004070	(000000-) Side Brush Kit, Lh, Ci [S30]	1
▲	1 1031916	(000000-) Bracket, Mtg, Motor, Side Brush	1
▲	2 1029682	(000000-) Arm Wldt, Brush, Side	1
▲	3 1026459	(000000-) Arm, Linkage, Side Brush	1
▲	4 1039649	(000000-) Pivot Wldt, Brush, Side	1
▲	5 51225	(000000-) Pin, Clevis, 0.50d X 5.50l	2
▲	6 51538	(000000-) Pin, Clevis, 0.50d X 5.00l	1
▲	7 16082	(000000-) Guard, String, Motor, Brush	1
▲	8 53984	(000000-) Guard, Brush	1
▲	9 46559	(000000-) Screw, Hex, .38-16 X 1.25, NI	4
▲	10 379607	(000000-) Motor, Hyd, Gear, Int 17.9 Bi-Dir 1500 (See Breakdowns)	1
▲	11 1041034	(000000-) Cylinder, Hyd, 1.5b 06.3l 01.50strk 2500	1
▲	12 1026462	(000000-) Lever, Lift, Brush	2
▲	13 1026525	(000000-) Tube, 0.59id 1.25od 00.6l, Stl	1
▲	14 59634	(000000-) Bushing, Sleeve, 0.50b 0.59d 0.62l, Fgl	1
▲	15 29558	(000000-) Pin, Clevis, 0.37d X 1.50l	2
▲	16 51534	(000000-) Pin, Clevis, 0.50d X 2.00l	1
▲	17 43290	(000000-) Pin, Clevis, 0.50d X 1.75l	1
▲	18 45261	(000000-) Spring, Cmpr, 0.97od .11wir 02.5l	1
▲	19 22290	(000000-) Spring, Cmpr, 0.72od .06wir 02.3l	1
▲	20 1036333	(000000-) Angle	1
▲	21 1039141	(000000-) Knob	1
▲	22 13865	(000000-) Pin, Roll, .125d X 1.25l, .125/.129	1
▲	23 1039199	(000000-) Rod, Thrd, M10x1.5 80l	1
▲	24 06965	(000000-) Screw, Hex, M10 X 1.5 X 80, 8.8	1
▲	25 32492	(000000-) Washer, Flat, 0.38, Std	5
▲	26 76570	(000000-) Screw, Hex, M8 X 1.25 X 30, 8.8	1
▲	27 32491	(000000-) Washer, Flat, 0.31, Std	2
▲	28 08709	(000000-) Nut, Hex, Lock, M8 X 1.25, NI	1
▲	29 80395	(000000-) Sleeve, P/M, 0.31b 0.50d 0.7l [430ss]	1
▲	30 47501	(000000-) Hub, Adapter, Brush, 1.00b	1
▲	31 39394	(000000-) Screw, Hex, .31-09 X 1.25, Wood	4
▲	32 84581	(000000-) Pin Assy, Side Brush W/ Clip	1
▲	33 08182	(000000-) Pin, Cotter, .125 X 1.00	6
▲	34 39005	(000000-) Pin, Cotter, .094 X 0.75	2
▲	35 222196	(000000-) Pin, Clevis, 0.50d X 4.25l	1
▲	36 77097	(000000-) Fitting, Hyd, E90, Jm04/Om04	2
▲	37 47508	(000000-) Fitting, Hyd, Str, Jm06/Om10	2
▲	38 396217	(000000-) Hose, Hyd, Tc06, Jf06e90/Jf06str, 102.0	1
▲	39 1043049	(000000-) Hose, Hyd, Tc08, Jf06e90/Jf06str, 120.0	1
▲	40 30407	(000000-) Clip, Keeper, Open	2
▲	41 1036201	(000000-) Hose, Hyd, Tc04, Jf04e90/Jf04str, 126.0	2
▲	42 57988	(000000-) Fitting, Hyd, Tee, Jf04/Jm04/Jm04, Run	2
▲	43 68441	(000000-) Fitting, Hyd, E45, Jf04/Jm04	1
▲	44 53468	(000000-) Clamp, Cable, Stl, 1.75d X 1.00w, 1hole	2
▲	45 47504	(000000-) Fitting, Hyd, E90, Jf06/Jm06	1

Fig. 4 - Vacuum Wand Group

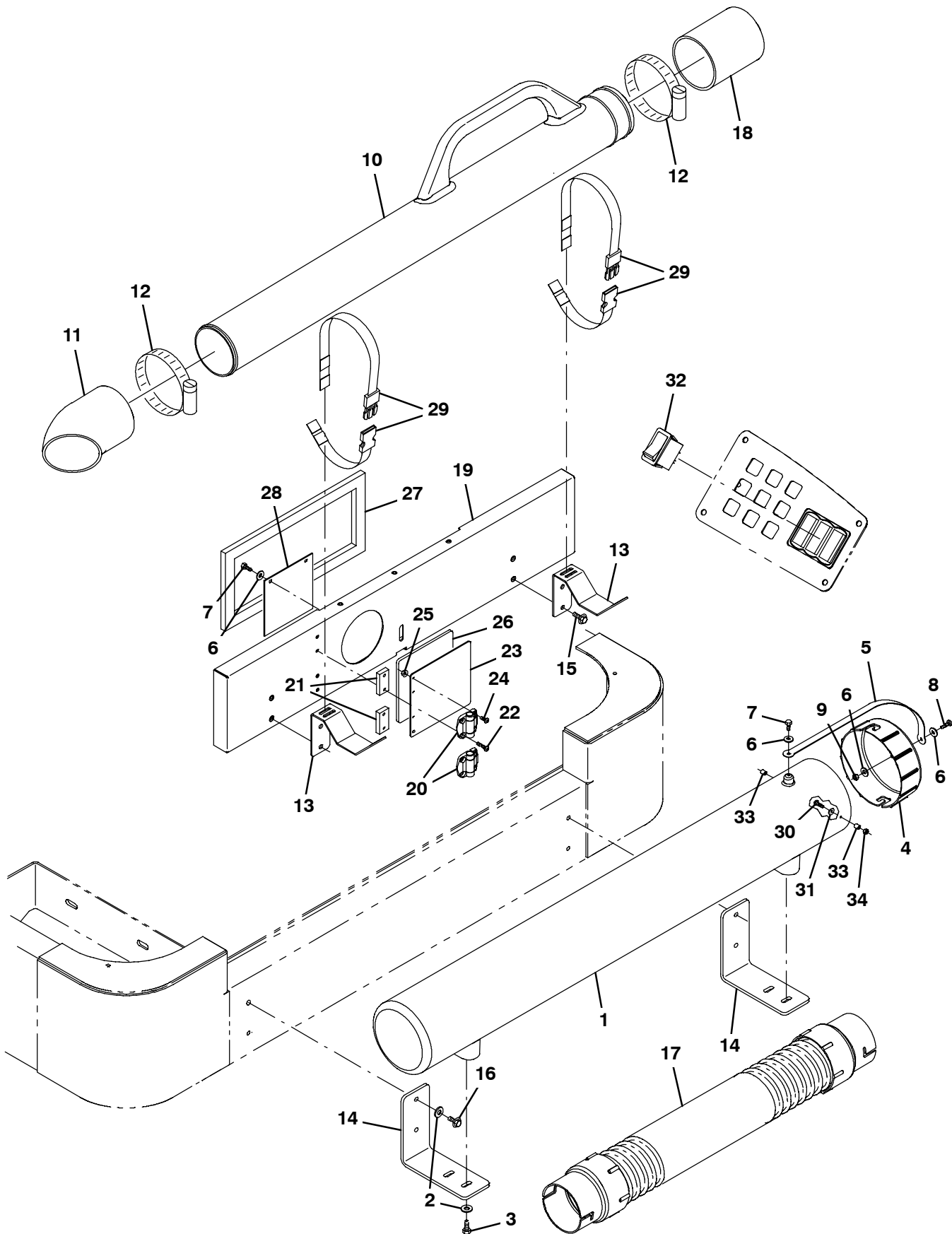


Fig. 4 - Vacuum Wand Group

Ref.	Part No.	Serial Number	Description	Qty.
1	1032752	(000000-) Tube, Hose	1
2	32491	(000000-) Washer, Flat, 0.31, Std	8
3	16931	(000000-) Screw, Hex, M8 X 1.25 X 20, 8.8	4
4	1041473	(000000-) Cap, Enclosure, Hose	1
5	1041754	(000000-) Strap, Cap, Enclosure	1
6	32490	(000000-) Washer, Flat, 0.25, Std	5
7	06942	(000000-) Screw, Hex, M6 X 1.0 X 16, 8.8	3
8	09164	(000000-) Screw, Pan, M6 X 1.00 X 20, 4.8	1
9	08708	(000000-) Nut, Hex, Lock, M6 X 1.00, NI	1
10	1032584	(000000-) Wand, Vacuum	1
11	1032707	(000000-) Hose, Nozzle, Floor	1
12	79380	(000000-) Clamp, Hose, Wormdrive, 3.75-4.62d, .62w	2
13	1047015	(000000-) Bracket, Mtg, Wand	2
14	1046993	(000000-) Bracket, Mtg, Tube	2
15	1020341	(000000-) Screw, Hex, M8 X 1.25 X 20, Ss, Sems	8
16	763045	(000000-) Screw, Hex, M8 X 1.25 X 20, Fmg	4
17	1042718	(000000-) Hose Assy, W/2cuff, 4.0d 156l 4.0/4.0	1
18	1041882	(000000-) Hose, Rbr	1
19	1039067	(000000-) Door Wldt, Vacuum	1
20	367950	(000000-) Hinge, .40pin 2.2w 02.0l, 4/0.21h	2
21	1039020	(000000-) Block, Spacer, Hinge	2
22	06935	(000000-) Screw, Pan, M5 X 0.80 X 25, 4.8	4
23	1039008	(000000-) Door, Vacuum	1
24	06932	(000000-) Screw, Pan, Phl, M5 X 0.80 X 10, 4.8	4
25	07789	(000000-) Nut, Hex, Flng, M5 X 0.80	4
26	1039007	(000000-) Seal, Celr Rbr, .25, 06.0w 06.0l, Adh	1
27	1039006	(000000-) Seal, Ure, Door, 0.50, 7.50w 15.5l Adh	1
28	1039038	(000000-) Flap, Wand, Vacuum	1
29	367974	(000000-) Strap, Pyp, 0.07 1.0w 18.5l, W/ Buckle	2
30	06934	(000000-) Screw, Pan, Phl, M5 X 0.80 X 20, 4.8	2
31	19066	(000000-) Washer, Flat, 10	2
32	397889	(000000-) Switch, Rocker, Dpst, On / None / On (S30 Only)	1
33	610943	(000000-) Sleeve, P/M, 0.21b 0.32d 0.4l, Stl Pl	2
34	06549	(000000-) Nut, Hex, Lock, M5 X 0.80, NI	2

Fig. 5 - Blower Wand Group

Ref.	Part No.	Serial Number	Description	Qty.
1	1032752	(000000-) Tube, Hose	1
2	32491	(000000-) Washer, Flat, 0.31, Std	11
3	16931	(000000-) Screw, Hex, M8 X 1.25 X 20, 8.8	4
4	1041473	(000000-) Cap, Enclosure, Hose	1
5	1041754	(000000-) Strap, Cap, Enclosure	1
6	32490	(000000-) Washer, Flat, 0.25, Std	3
7	06942	(000000-) Screw, Hex, M6 X 1.0 X 16, 8.8	1
8	09164	(000000-) Screw, Pan, M6 X 1.00 X 20, 4.8	1
9	08708	(000000-) Nut, Hex, Lock, M6 X 1.00, NI	1
10	1032584	(000000-) Wand, Vacuum	1
11	1032707	(000000-) Hose, Nozzle, Floor	1
12	79380	(000000-) Clamp, Hose, Wormdrive, 3.75-4.62d, .62w	2
13	1047015	(000000-) Bracket, Mtg, Wand	2
14	1046993	(000000-) Bracket, Mtg, Tube	2
15	1020341	(000000-) Screw, Hex, M8 X 1.25 X 20, Ss, Sems	4
16	763045	(000000-) Screw, Hex, M8 X 1.25 X 20, Fmg	7
17	1042718	(000000-) Hose Assy, W/2cuff, 4.0d 156l 4.0/4.0	1
18	1041882	(000000-) Hose, Rbr	1
19	1041925	(000000-) Tube Wldt, Door	1
20	367974	(000000-) Strap, Pyp, 0.07 1.0w 18.5l, W/ Buckle	2
21	06934	(000000-) Screw, Pan, Phl, M5 X 0.80 X 20, 4.8	2
22	1042831	(000000-) Hose, Exhaust, Vacuum, 5.0id, 40.0l	1
23	367718	(000000-) Clamp, Bridge, 5.0	2
24	1042493	(000000-) Deflector, Air	1
25	1042511	(000000-) Bracket, Mtg, Air Deflector	1
26	06933	(000000-) Screw, Pan, M5 X 0.80 X 16, 4.8	6
27	19066	(000000-) Washer, Flat, #10	8
28	06549	(000000-) Nut, Hex, Lock, M5 X 0.80, NI	12
29	1042868	(000000-) Hinge, .40pin 2.2w 02.0l, 4/0.21h	2
30	1042518	(000000-) Spacer, Hinge	1
31	09200	(000000-) Screw, Pan, M5 X 0.8 X 12, Ss	4
32	397889	(000000-) Switch, Rocker, Dpst, On / None / On (S30 Only)	1
33	1041944	(000000-) Bracket, Hinge	1
34	1042661	(000000-) Bracket Wldt, Wand	1
35	07819	(000000-) Screw, Hex, M10 X 1.5 X 130, 8.8	1
36	52296	(000000-) Washer, Flat, 0.40b 0.81d .06, Nyl	3
37	41430	(000000-) Nut, Hex, Lock, M10 X 1.5, NI	1
38	610943	(000000-) Sleeve, P/M, 0.21b 0.32d 0.4l, Stl PI	2

Fig. 6 - Overhead Guard Kit

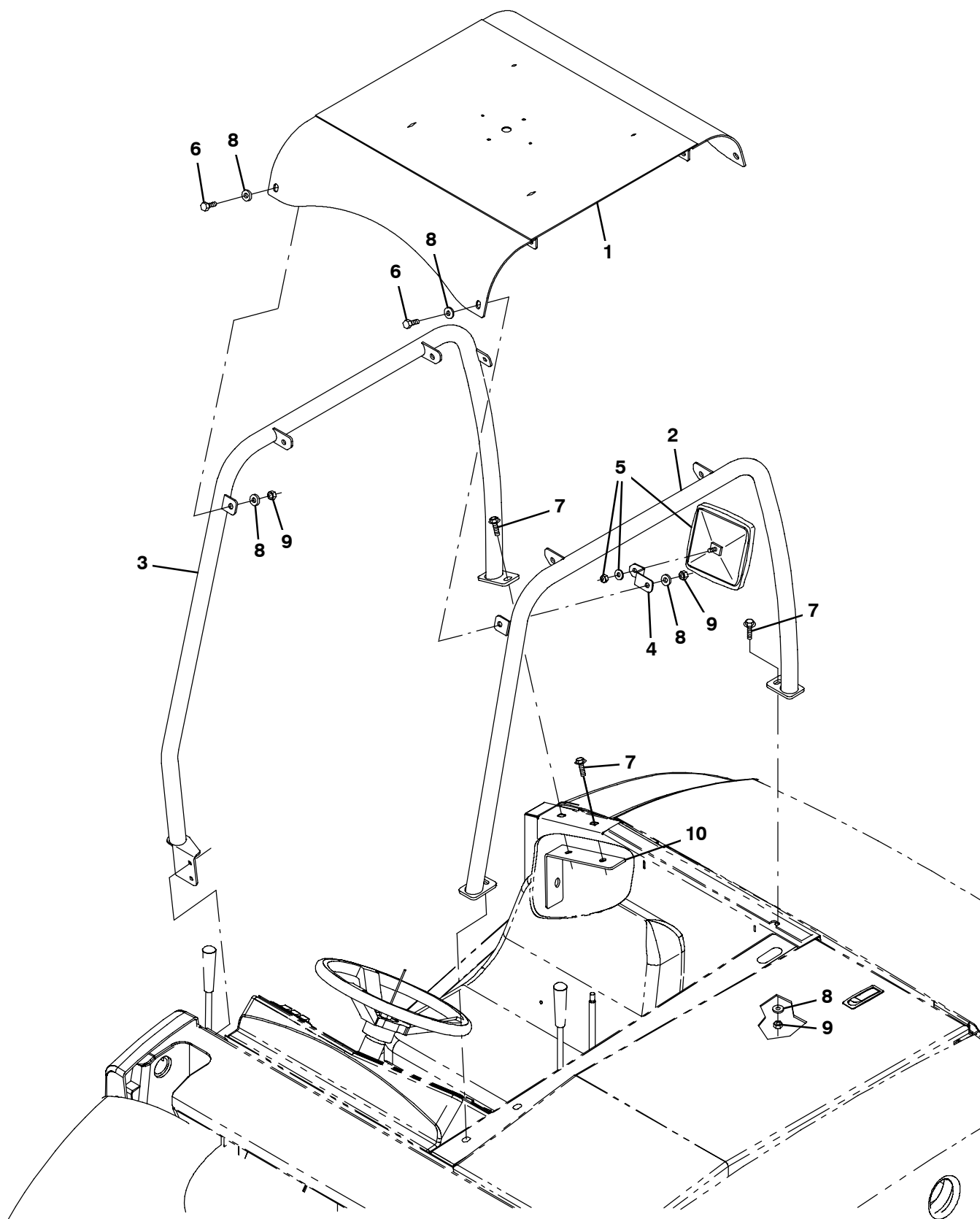


Fig. 6 - Overhead Guard Kit

	Ref.	Part No.	Serial Number	Description	Qty.
▽		9003635	(000000-) Ohg Kit, Ci [S30]	1
▲	1	1032262	(000000-) Guard Wldt, Ohg, Top	1
▲	2	1032067	(000000-) Leg Wldt, Guard, Lh	1
▲	3	1032069	(000000-) Leg Wldt, Guard, Rh	1
▲	4	1032722	(000000-) Bracket, Mtg, Mirror	1
▲	5	49034	(000000-) Mirror, Convex, 06.7 X 06.2	1
▲	6	39283	(000000-) Screw, Hex, M10 X 1.5 X 25, 8.8	8
▲	7	1037358	(000000-) Screw, Hex, M10 X 1.50 X 35, 9.8, Sems	3
▲	8	32492	(000000-) Washer, Flat, 0.38, Std	17
▲	9	41430	(000000-) Nut, Hex, Lock, M10 X 1.5, NI	9
▲	10	1045101	(000000-) Bracket, Sppt, Ohg	1

Fig. 7 - Cab Group

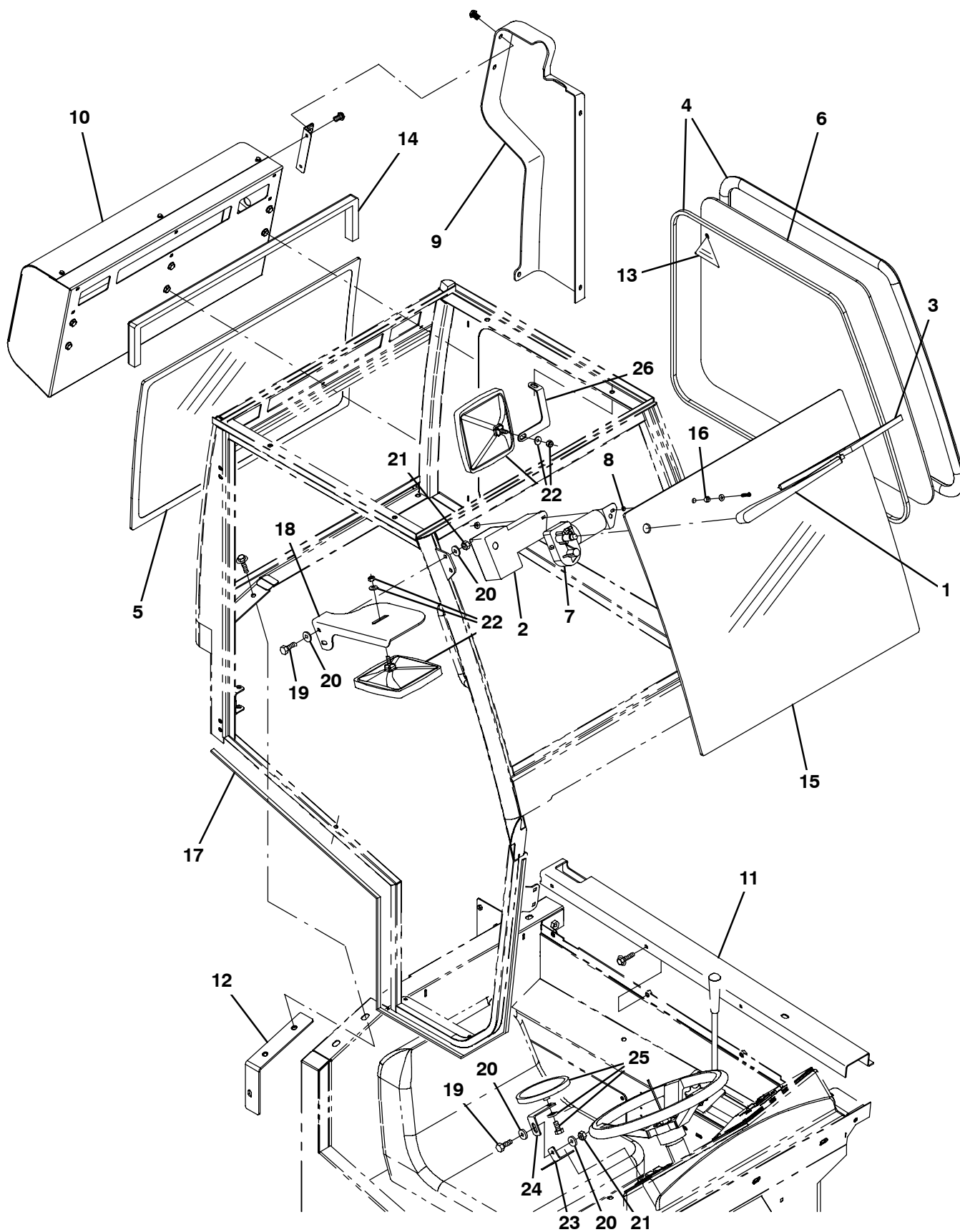


Fig. 7 - Cab Group

Ref.	Part No.	Serial Number	Description	Qty.
1	1044601	(000000-) Arm, Wiper, Cab	1
2	1044597	(000000-) Cover, Motor, Wiper, Cab	1
3	1044594	(000000-) Blade, Wiper, Cab	1
4	1044585	(000000-) Seal, Rbr, Wndw, Cab	1
5	1044577	(000000-) Pane, Glass, Wndw, Rear	1
6	1044576	(000000-) Pane, Glass, Wndw, Lh, Cab	1
7	1044573	(000000-) Motor, Wiper, Cab	1
8	1046184	(000000-) Washer, Rubber #10	1
9	1044569	(000000-) Cover, Hose, Plstc, Cab	1
10	1046632	(000000-) Heater & A/C Assy, W/Fan (See Breakdowns)	1
11	1045804	(000000-) Lip Wldt, Oprtr Station / Cab	1
12	1045101	(000000-) Bracket, Sppt, Ohg	1
13	1046209	(000000-) Label, Info, [Exit]	1
14	1044572	(000000-) Seal, Rbr, Cab	1
15	1044580	(000000-) Pane, Glass, Wndw, Front	1
16	1046507	(000000-) Spacer, Wiper, Mtg	1
17	1046186	(000000-) Seal, Rbr Strip	1
18	1049061	(000000-) Bracket, Mtg, Mirror	1
19	09740	(000000-) Screw, Hex, M8 X 1.25 X 20, Ss	3
20	39349	(000000-) Washer, Flat, 0.31, Sae	6
21	08713	(000000-) Nut, Hex, Lock, M8 X 1.25, NI, Ss	3
22	49034	(000000-) Mirror, Convex, 06.7 X 06.2	2
23	1048740	(000000-) Bracket, Mtg, Mirror, Lower	1
24	1049017	(000000-) Bracket, Mtg, Mirror, Upper	1
25	1050295	(000000-) Mirror, Convex, 0.50d	1
26	1048743	(000000-) Bracket, Mtg, Mirror	1

Fig. 8 - Cab Cover Group

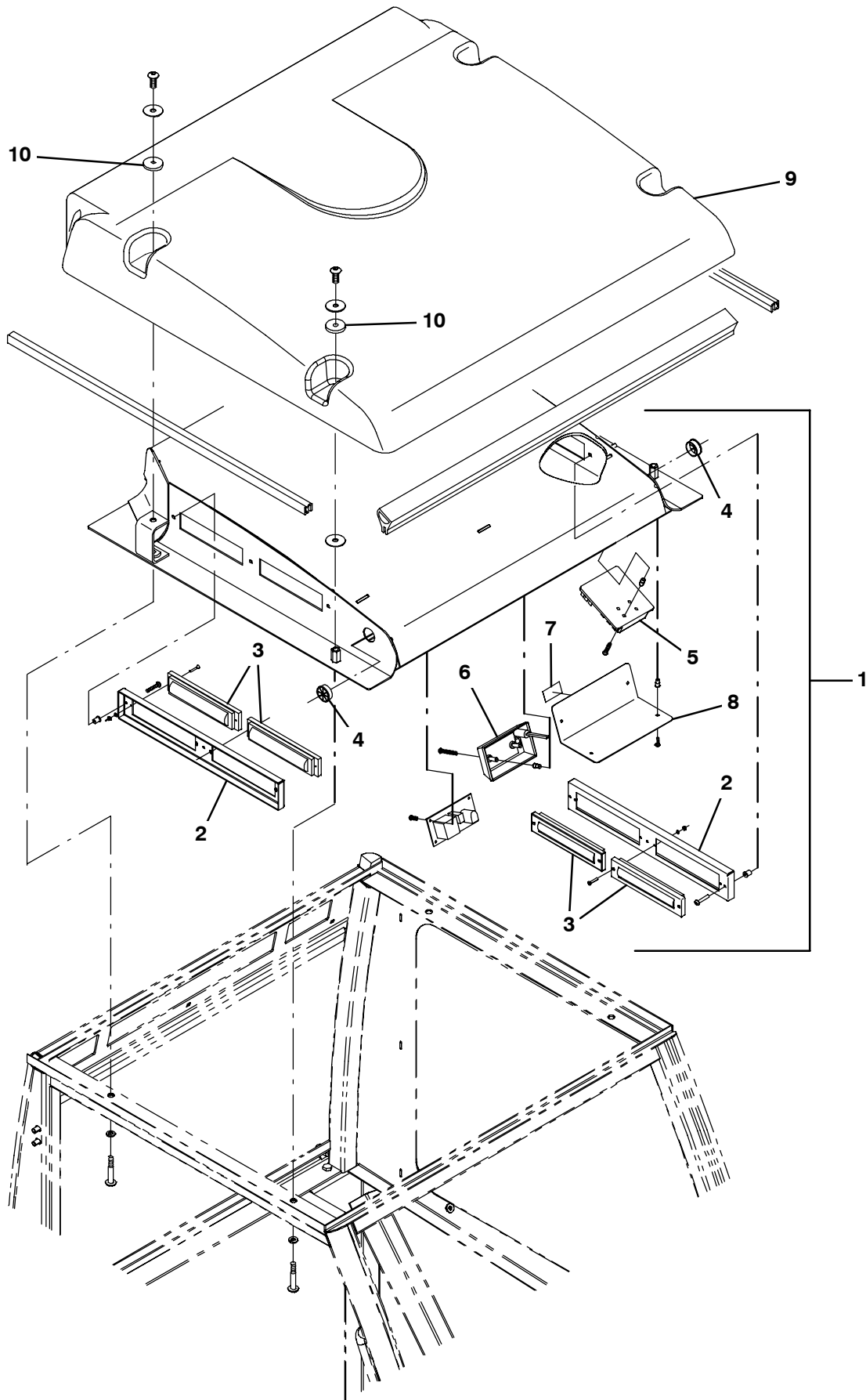


Fig. 8 - Cab Cover Group

	Ref.	Part No.	Serial Number	Description	Qty.
▽	1	1044566	(000000-) Panel, Top, Cab	1
▲	2	1044606	(000000-) Adapter, Vent, Cab	2
▲	3	1046190	(000000-) Louver, Rect Roll	4
▲	4	1046185	(000000-) Grommet, 1" Universal	2
▲▽	5	1044570	(000000-) Fuseholder, Cab	1
▲▲		1016029	(000000-) Fuse, Blade, 5A, 32Vdc	1
▲▲		611140	(000000-) Fuse, Blade, 20A, 32Vdc	1
▲▲		1046624	(000000-) Fuse, Blade, 2Amp	1
▲	6	1044590	(000000-) Light, Dome, Cab	1
▲	7	1046191	(000000-) Fuse Block, Decal	1
▲	8	1044607	(000000-) Cover, Fuse, Cab	1
	9	1044575	(000000-) Panel, Roof, Plstc, Cab	1
	10	1044592	(000000-) Washer, Shldr, Glass, Cab	4

Fig. 9 - Cab Door Group

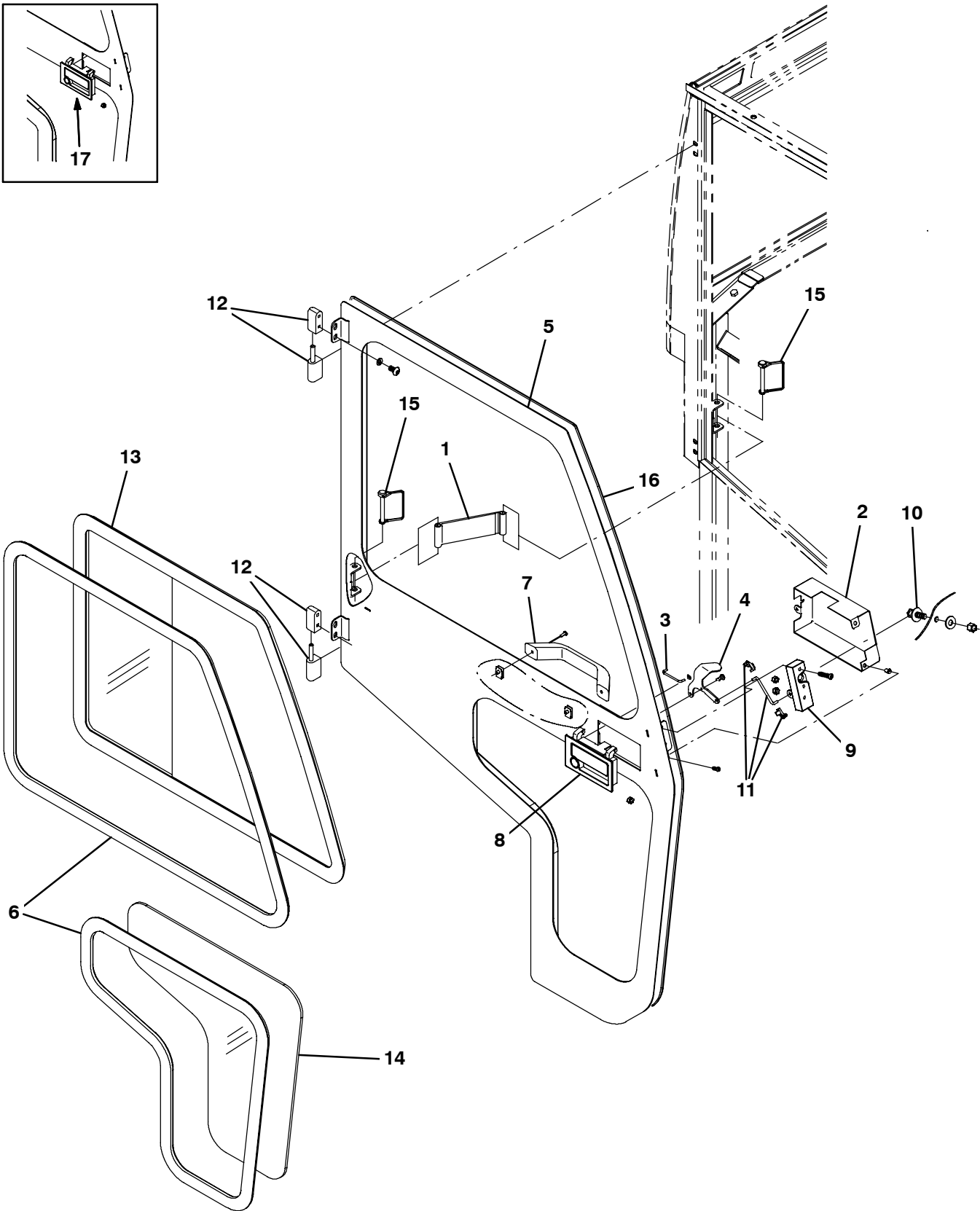


Fig. 9 - Cab Door Group

	Ref.	Part No.	Serial Number	Description	Qty.
▽		1044568	(000000-) Door Assy, Cab	1
▲	1	1044612	(000000-) Strap, Door, Cab	1
▲	2	1044611	(000000-) Cover, Latch, Cab	1
▲	3	1044610	(000000-) Rod, Lock, Cab	1
▲	4	1044608	(000000-) Handle, Latch, Cab	1
▲	5	1044605	(000000-) Door Wldt, Rh, Cab	1
▲	6	1044602	(000000-) Seal, Rbr, Wndw, Cab	1
▲	7	1044595	(000000-) Handle, Cab	1
▲▽	8	9004973	(001393-) Handle, Locking, Cab	1
▲▲		9004971	(001393-) Key, Latch, Door Assy	1
▲	9	1044589	(000000-) Latch, Cab	1
	10	1044588	(000000-) Stud, Strike, Cab	1
	11	1044583	(000000-) Clip, Rod, Cab	1
	12	1044582	(000000-) Hinge, Cab	2
	13	1044579	(000000-) Pane Wndw, Slide, Rh, Cab	1
	14	1044578	(000000-) Pane, Wndw, Lower, Cab	1
	15	1044584	(000000-) Pin, Lock, Cab	2
	16	9005174	(000000-) Seal, Bubble, Door Assy, Cab [Psa]	1
	17	9004975	(000000-001392) Latch Kit, Door, Replmt [S30]	1

Fig. 10 - Cab Heater Group

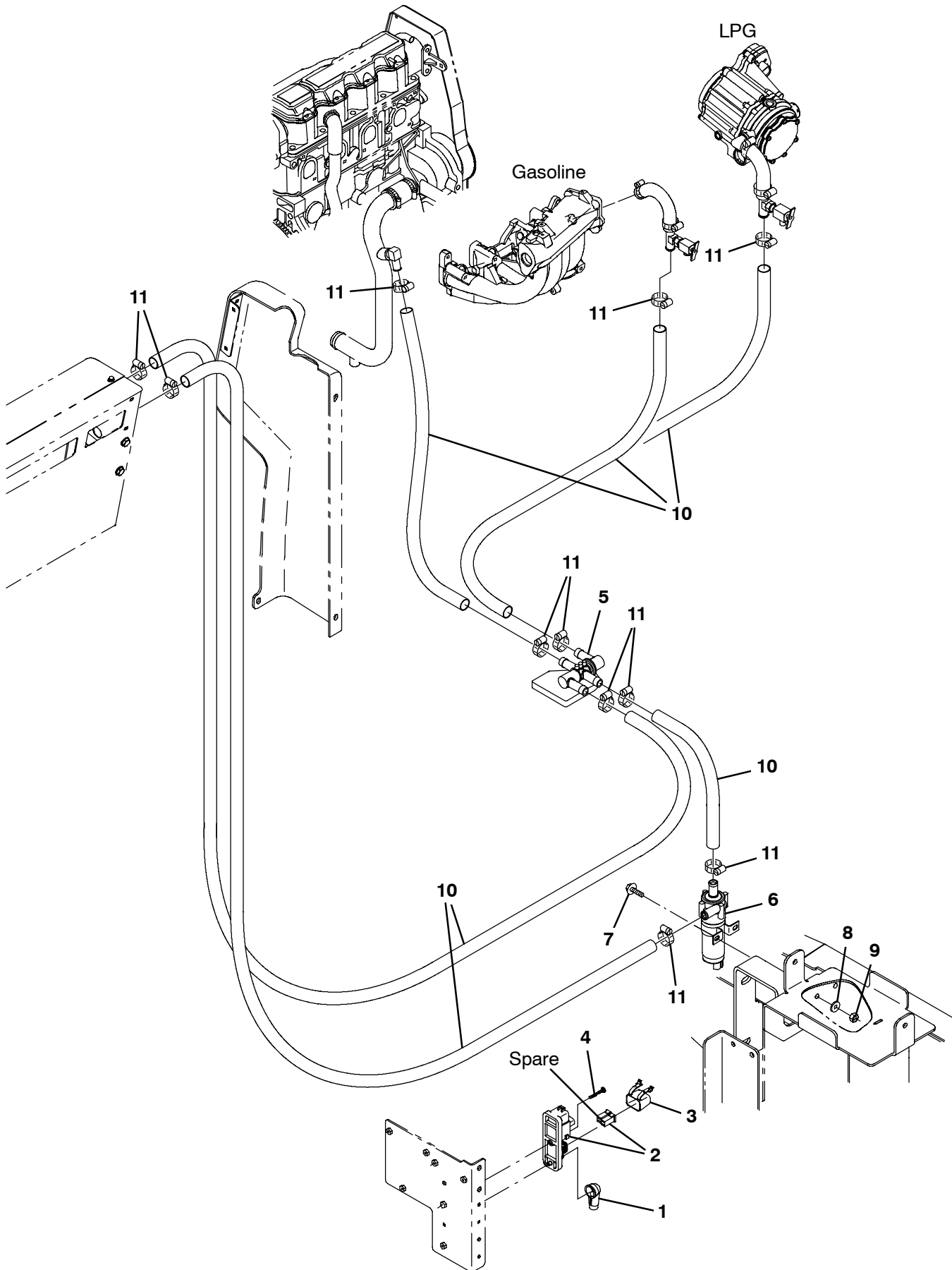


Fig. 10 - Cab Heater Group

Ref.	Part No.	Serial Number	Description	Qty.
	1	1016314	(000000-) Boot, 90deg .50id 1.00id 2.50l, Red	1
▽	2	1029105	(000000-) Relay Assy, 12vdc [2f/1r]	1
▲	3	1036230	(000000-) Fuse, 60a, 32vdc [Fem Maxi]	1
	4	06940	(000000-) Screw, Pan, Phl, M5 X 0.80 X 50, 4.8	1
	5	1045063	(000000-) Valve, Heater	1
	6	1044279	(000000-) Pump Assy, Water, 12vdc	1
	7	222159	(000000-) Screw, Hex, M6 X 1.00 X 25, Fmg	2
	8	32490	(000000-) Washer, Flat, 0.25, Std	2
	9	08708	(000000-) Nut, Hex, Lock, M6 X 1.00, NI	2
	10	1016563	(000000-) Hose, Afmkt, Rbr, Heater, 0.62id, 20ft	1
	11	63810	(000000-) Clamp, Hose, Wormdrive, 0.56-1.06d, .56w	8

Fig. 11 - Cab Air Conditioner Group

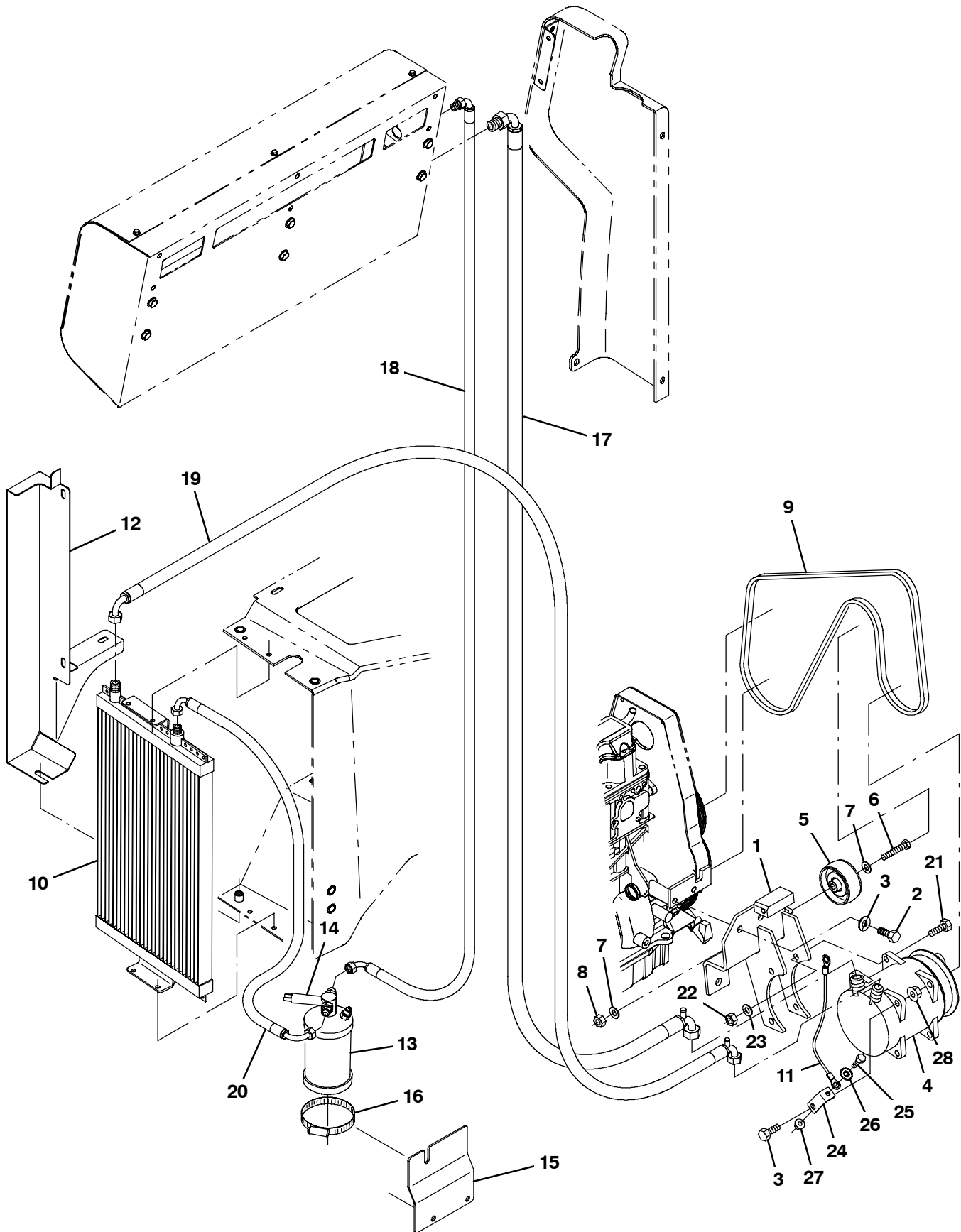
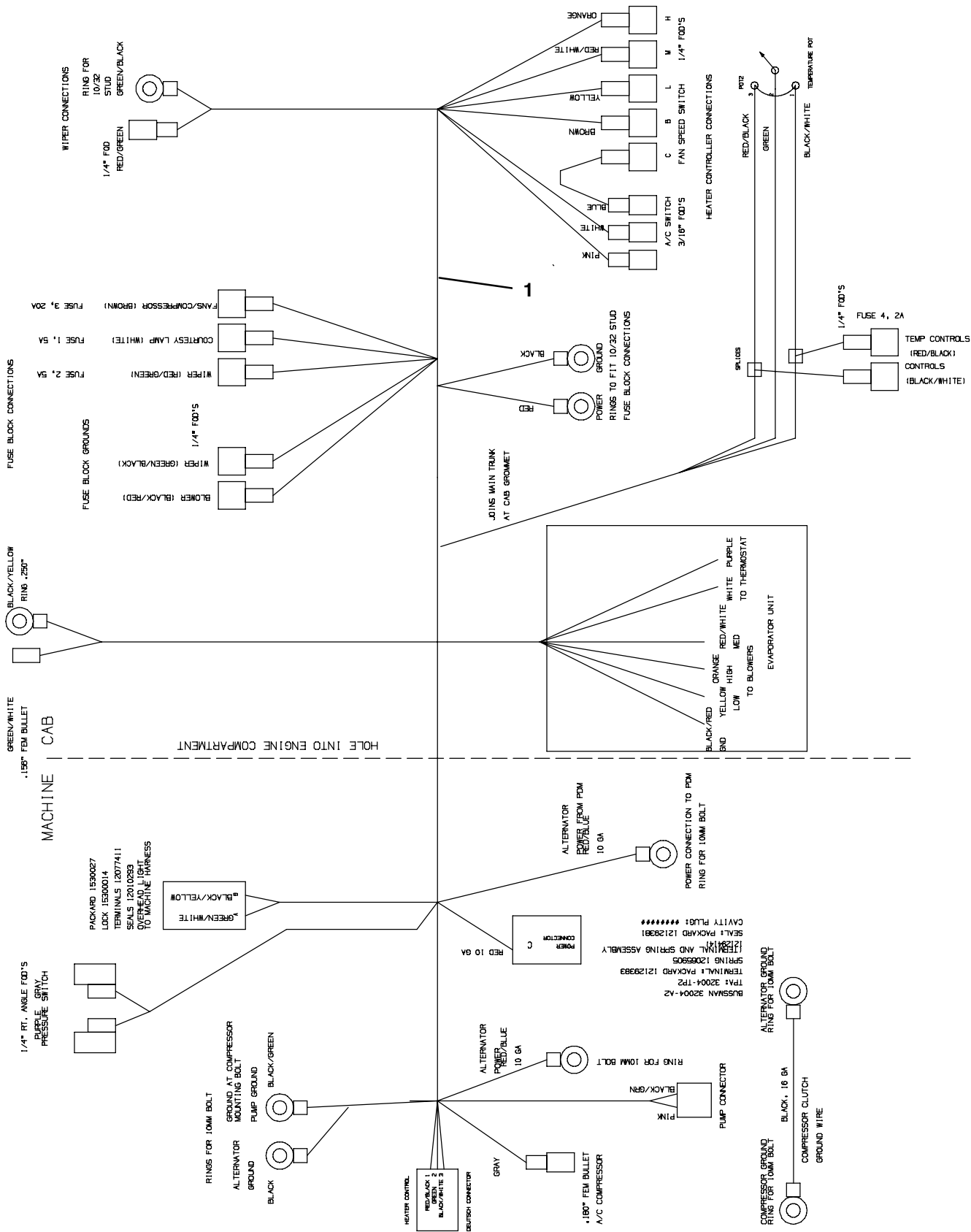


Fig. 11 - Cab Air Conditioner Group

Ref.	Part No.	Serial Number	Description	Qty.
1	1045112	(000000-) Bracket Wldt, Mtg, Compressor	1
2	39283	(000000-) Screw, Hex, M10 X 1.50 X 25, 8.8	4
3	32492	(000000-) Washer, Flat, 0.38, Std	3
4	1045009	(000000-) Compressor, A/C, 6v Pully [134, Tm-08hd]	1
5	1030782	(000000-) Pulley, Idler, Tens, Belt	1
6	27990	(000000-) Screw, Hex, .38-16 X 2.00, G5	1
7	32485	(000000-) Washer, Flat, 0.38, Sae	2
8	50902	(000000-) Nut, Hex, Lock, .38-16, NI	1
9	1042954	(000000-) Belt, Ribbed, 55.1l	1
11	31525	(000000-) Wire, 10ga 16.0l Blk .25ring /.38ring	1
10	1041870	(000000-) Condenser, Ac	1
12	1043045	(000000-) Plate, Filler, A/C	1
13	1045033	(000000-) Dryer, A/C	1
14	1045203	(000000-) Switch, A/C [Binary]	1
15	1045681	(000000-) Bracket, Sppt	1
16	43555	(000000-) Clamp, Hose, Wormdrive, 2.50-3.50d, .50w	1
17	1045151	(000000-) Hose, A/C, 10, E90/E90, 060.0l [R134]	1
18	1045153	(000000-) Hose, A/C, 06, E90/E90, 052.0l [R134]	1
19	1045155	(000000-) Hose, A/C, 08, E90/E90, 052.0l [R134]	1
20	1045156	(000000-) Hose, A/C, 06, E90/E90, 043.0l [R134]	1
21	39284	(000000-) Screw, Hex, M10 X 1.25 X 35, 8.8	4
22	41430	(000000-) Nut, Hex, Lock, M10 X 1.5, NI	4
23	41187	(000000-) Washer, Flat, Belleville, .38	4
24	1047225	(000000-) Angle, Mtg, Ground	1
25	87308	(000000-) Screw, Hex, M6 X 1.00 X 12, 8.8	1
26	41140	(000000-) Washer, Lock, Int-ext, 0.25	1
27	07790	(000000-) Nut, Hex, Flng, M6 X 1.00	1
28	07792	(000000-) Nut, Hex, Flng, M10 X 1.50	1

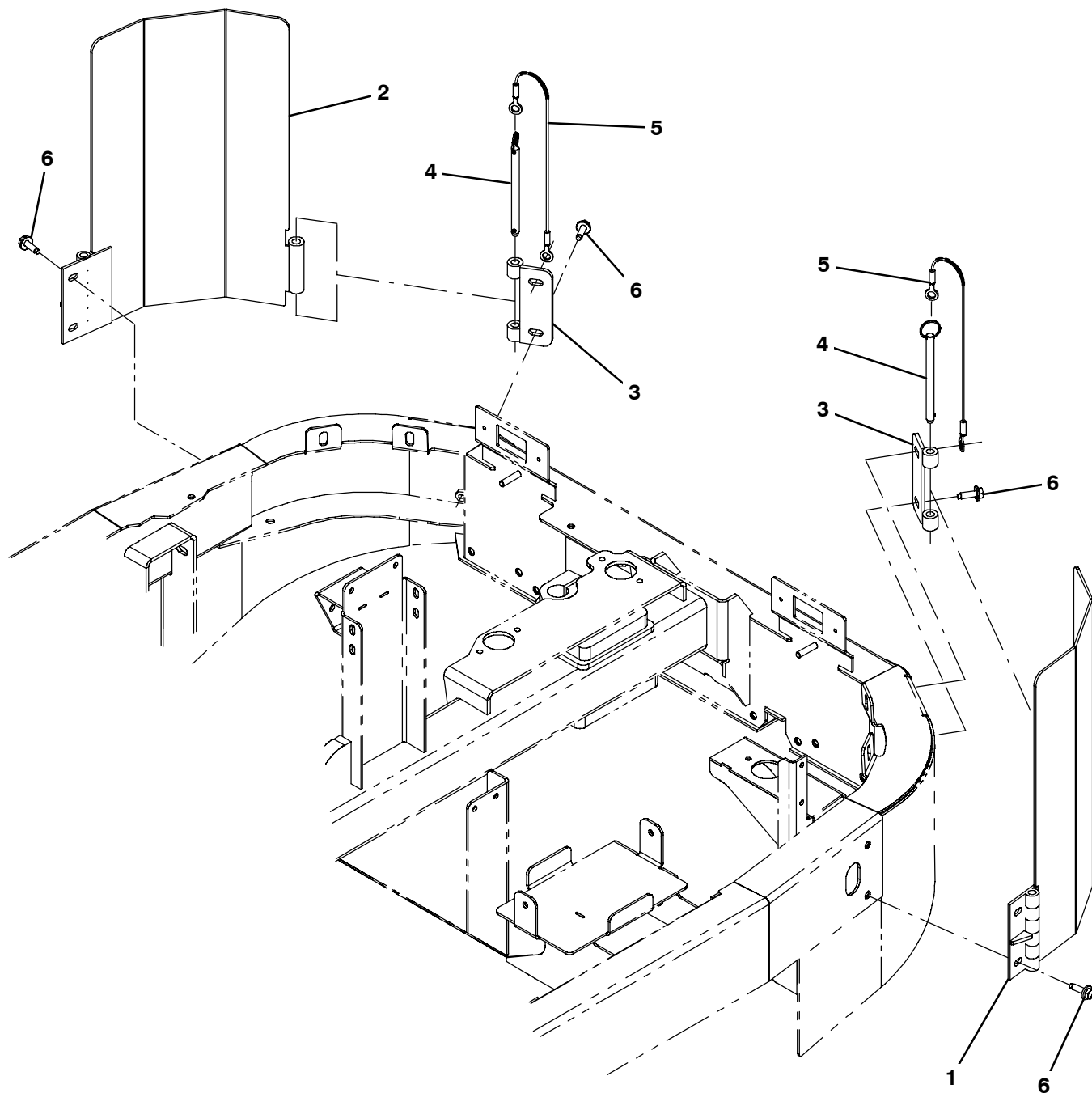
Fig. 12 - Cab Wire Harness Group



354761

Ref.	Part No.	Serial Number	Description	Qty.
1	1046570	(000000-)	Harness, Cab, S30	1

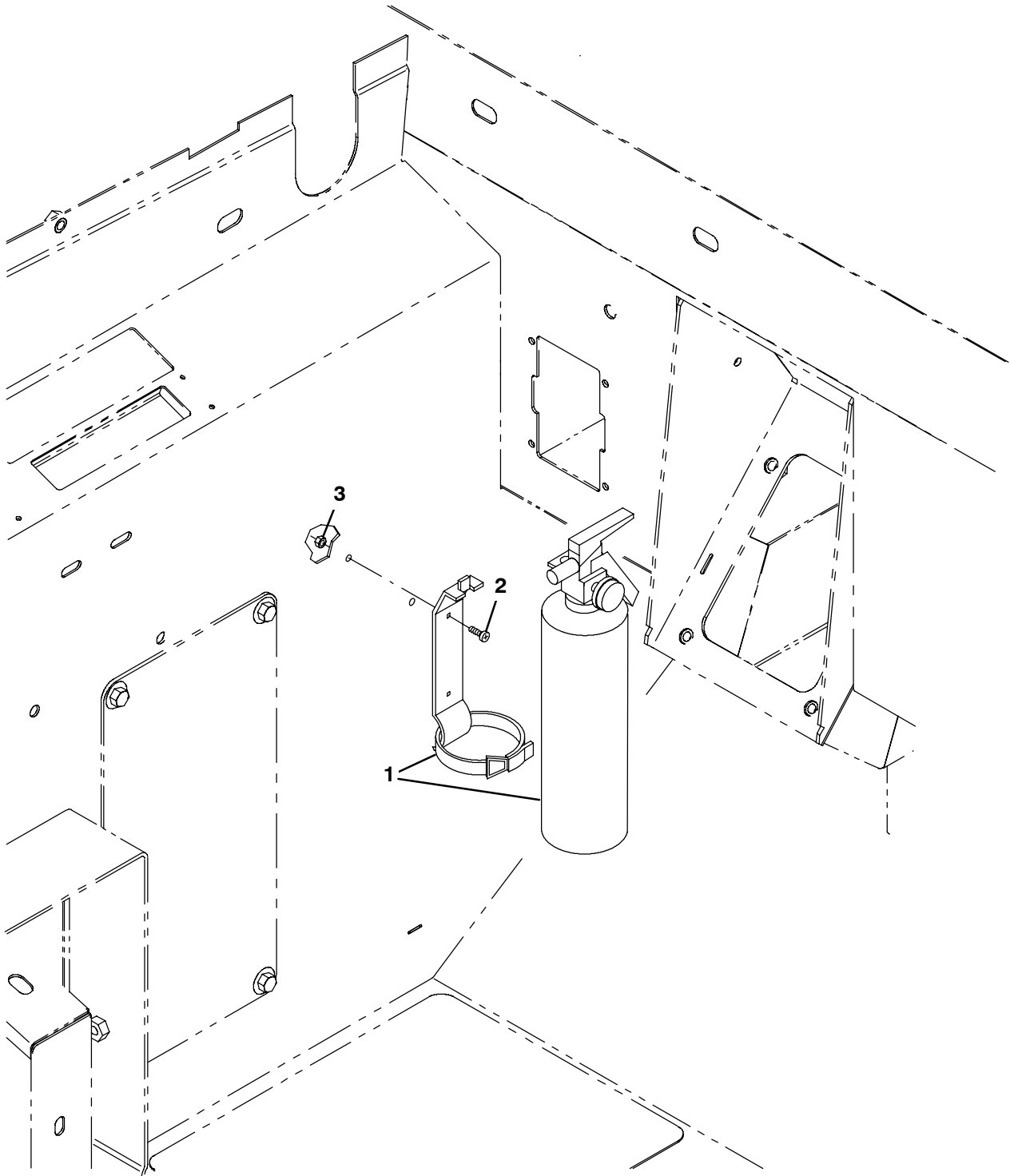
Fig. 13 - Corner Bumper Kit



354746

Ref.	Part No.	Serial Number	Description	Qty.
▽	9004107	(000000-) Bumper Kit, Corner, Ci, [S30]	1
▲	1 1042888	(000000-) Angle Wldt, Bmpr, Tower, Lh	1
▲	2 1042885	(000000-) Angle Wldt, Bmpr, Tower, Rh	1
▲	3 1043183	(000000-) Bracket Wldt, Mtg, Bmpr	2
▲	4 1043176	(000000-) Pin, Hitch, .500d X 6.00l, PI	2
▲	5 87172	(000000-) Cable, Glv .13d 010.0l .52eye /.52eye	2
▲	6 1037358	(000000-) Screw, Hex, M10 X 1.5 X 35, 9.8, Sems	8

Fig. 14 - Fire Extinguisher Kit



354747

Ref.	Part No.	Serial Number	Description	Qty.
▽	9003933	(000000-) Extinguisher Kit, Fire, Ci [S30]	1
▲	1 25312	(000000-) Extinguisher, Fire, 2.5 Lb Dry	1
▲	2 06933	(000000-) Screw, Pan, M5 X 0.80 X 16, 4.8	2
▲	3 06549	(000000-) Nut, Hex, Lock, M5 X 0.80, NI	2

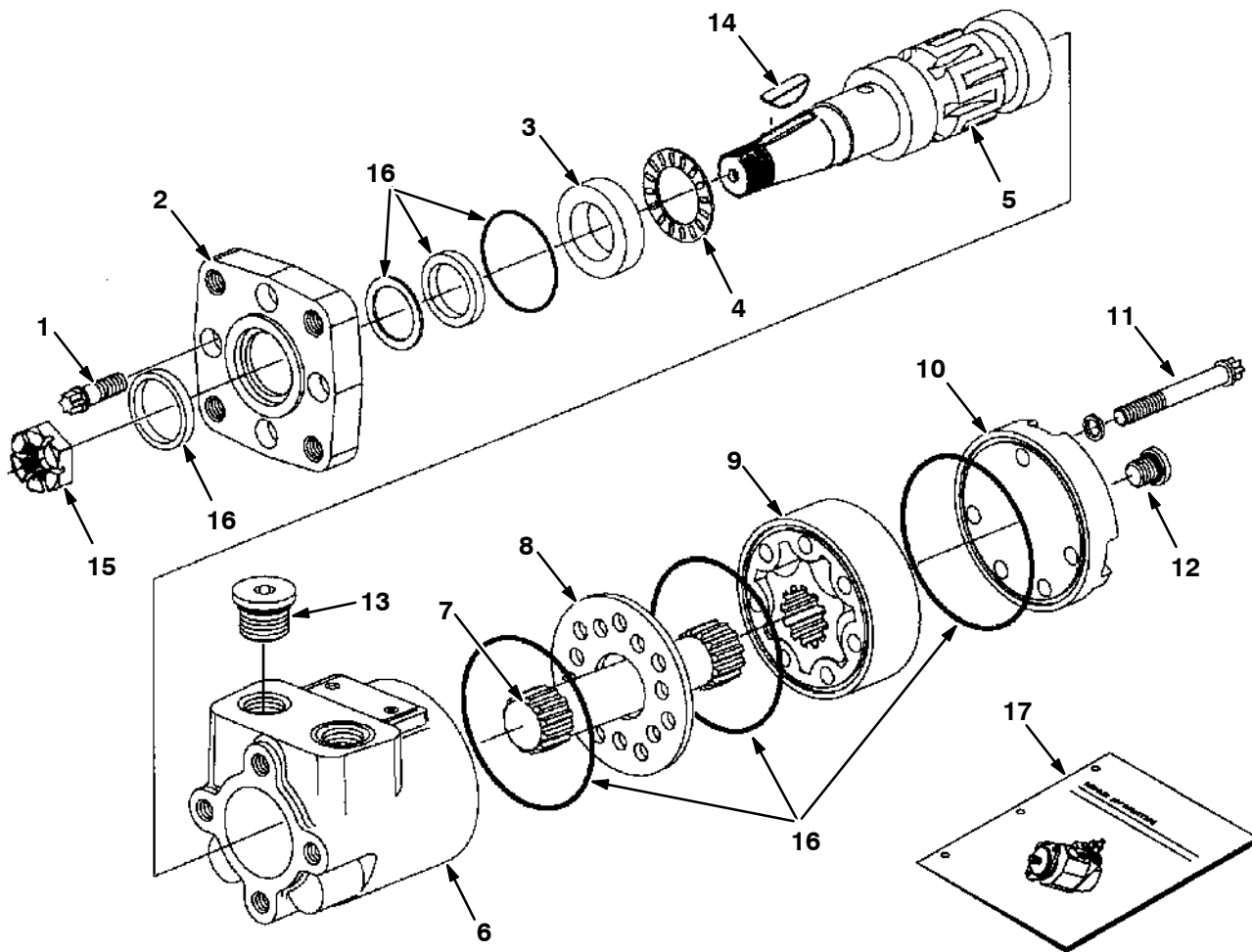
Fig. 15 - Documentation Group

Ref.	Part No.	Serial Number	Description	Qty.
	9004080	(000000-) Manual, Oprtr [S30, Gas/Lpg EN Na]	1
	9004081	(000000-) Manual, Oprtr [S30, Gas/Lpg ES Na]	1
	9004082	(000000-) Manual, Oprtr [S30, Gas/Lpg FR Na]	1
	9004083	(000000-) Manual, Oprtr [S30, Gas/Lpg JP]	1
	9004085	(000000-) Manual, Parts [S30, Gas/Lpg En]	1
	9004100	(000000-) Media, DVD, Oprtr, [S30 EN ES FR]	1
	9004086	(000000-) Manual, Service [S30 EN]	1
	372863	(000000-) Manual, Service, Eng[Gm1.6l Em Cert]	1
	371790	(000000-) Manual, Service, Eng [Gm1.6l]	1

SECTION 4

Contents	Page
Fig. 1 - Hydraulic Motor Breakdown, 379608	4-2
Fig. 2 - Hydraulic Motor Breakdown, 379607	4-3
Fig. 3 - Hydraulic Steering Valve Breakdown, 1024260	4-4
Fig. 4 - Hydraulic Valve Breakdown, 1040091	4-6
Fig. 5 - Hydraulic Valve Breakdown, 1034671	4-8
Fig. 6 - AC and Heater Box Breakdown, 1046632	4-10
Fig. 7 - Hydraulic Motor Breakdown, 1027756	4-12
Fig. 8 - Hydraulic Piston Pump Breakdown, 1029254	4-14

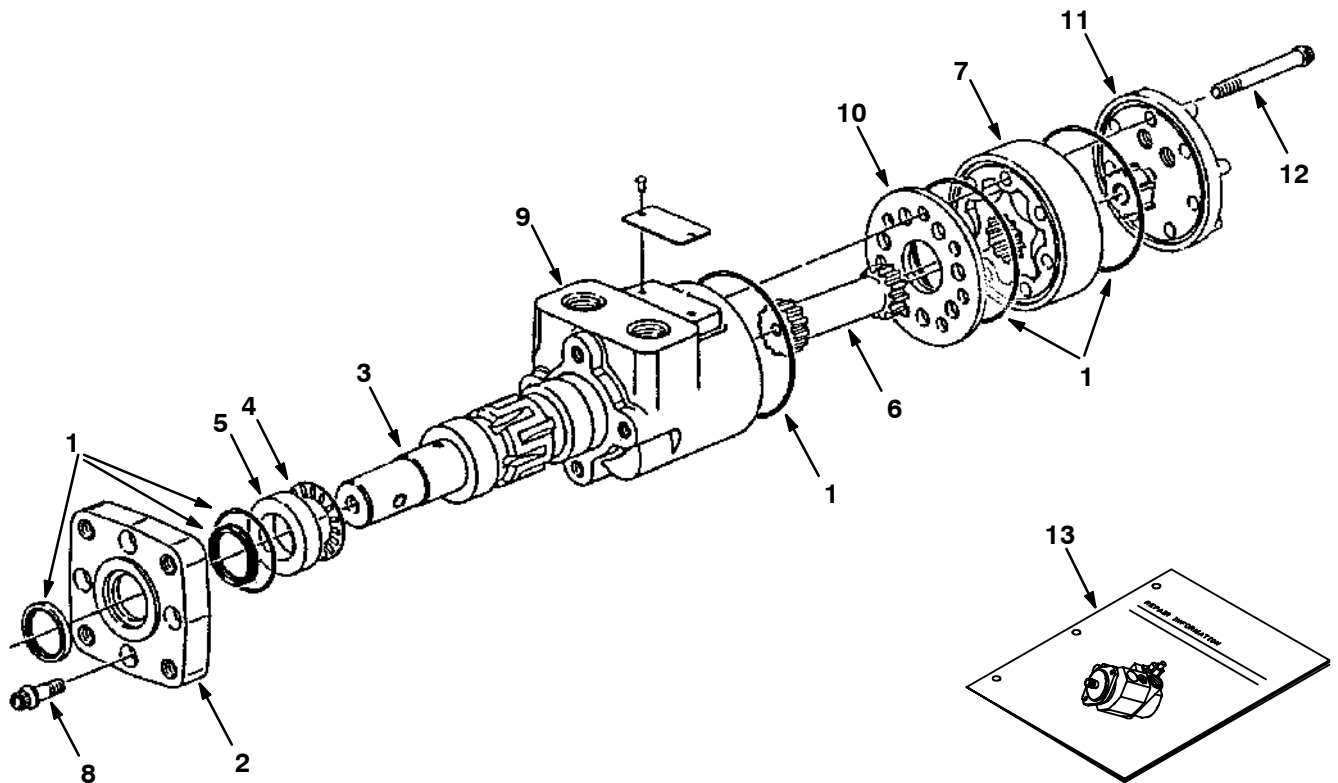
Fig. 1 - Hydraulic Motor Breakdown, 379608



09606 - 09670

Ref.	Part No.	Serial Number	Description	Qty.	
▽	379608	(000000-) Motor, Hyd, Gear, [In] 02.8 1500	1	
▲	1	37555	(000000-) Screw, Motor, Hyd	4
▲	2	31354	(000000-) Flange, Motor, Hyd	1
▲	3	16695	(000000-) Race, Thrust, Motor, Hyd	1
▲	4	45628	(000000-) Bearing, Thrust, Motor, Hyd	1
▲	5	31375	(000000-) Shaft, Output, Motor, Hyd	1
▲	6	74100	(000000-) Housing, Motor, Hyd	1
▲	7	34176	(000000-) Drive, Motor, Hyd	1
▲	8	74094	(000000-) Plate, Spacer, Motor, Hyd	1
▲	9	31381	(000000-) Gerotor Set, Motor, Hyd	1
▲	10	74095	(000000-) End Cap, Motor, Hyd	1
▲	11	74174	(000000-) Cap, Screw, Strg Valve	5
▲	12	74098	(000000-) Fitting, Plug, O-Ring, #4	1
▲	13	74099	(000000-) Fitting, Plug, O-Ring, Motor, Hyd	2
▲	14	00500-15	(000000-) Key, Woodruff, 0.25 1.00, [Asa#0808]	1
▲	15	39527	(000000-) Nut, Hex, Slt'd, .75-16	1
▲	16	61490 22654	-) Kit, Replmt , Seal, Motor, Hyd	1	
▲	17	22654 74250	-) Kit, Seal, Motor, Hyd Inst, Motor, Hyd	1	

Fig. 2 - Hydraulic Motor Breakdown, 379607



08926 - 09670

Ref.	Part No.	Serial Number	Description	Qty.	
▽	379607	(000000-) Motor, Hyd, Gear, [In] 17.9 B 1500	1	
▲	1	22654	(000000-) Kit, Seal, Motor, Hyd	1
▲	2	31354	(000000-) Flange, Motor, Hyd	1
▲	3	31373	(000000-) Shaft, Output, Motor, Hyd	1
▲	4	45628	(000000-) Bearing, Thrust, Motor, Hyd	1
▲	5	16695	(000000-) Race, Thrust, Motor, Hyd	1
▲	6	31380	(000000-) Drive, Motor, Hyd	1
▲	7	31385	(000000-) Gerotor Set, Motor, Hyd	1
▲	8	37555	(000000-) Screw, Motor, Hyd	4
▲	9	74100	(000000-) Housing, Motor, Hyd	1
▲	10	74094	(000000-) Plate, Spacer, Motor, Hyd	1
▲	11	74101	(000000-) Cap, End, Motor, Hyd	1
▲	12	65232	(000000-) Screw, Cap, Motor, Hyd	5
	13	74250	(000000-) Instruction, Repair, Motor, Hyd	1

Fig. 3 - Hydraulic Steering Valve Breakdown, 1024260

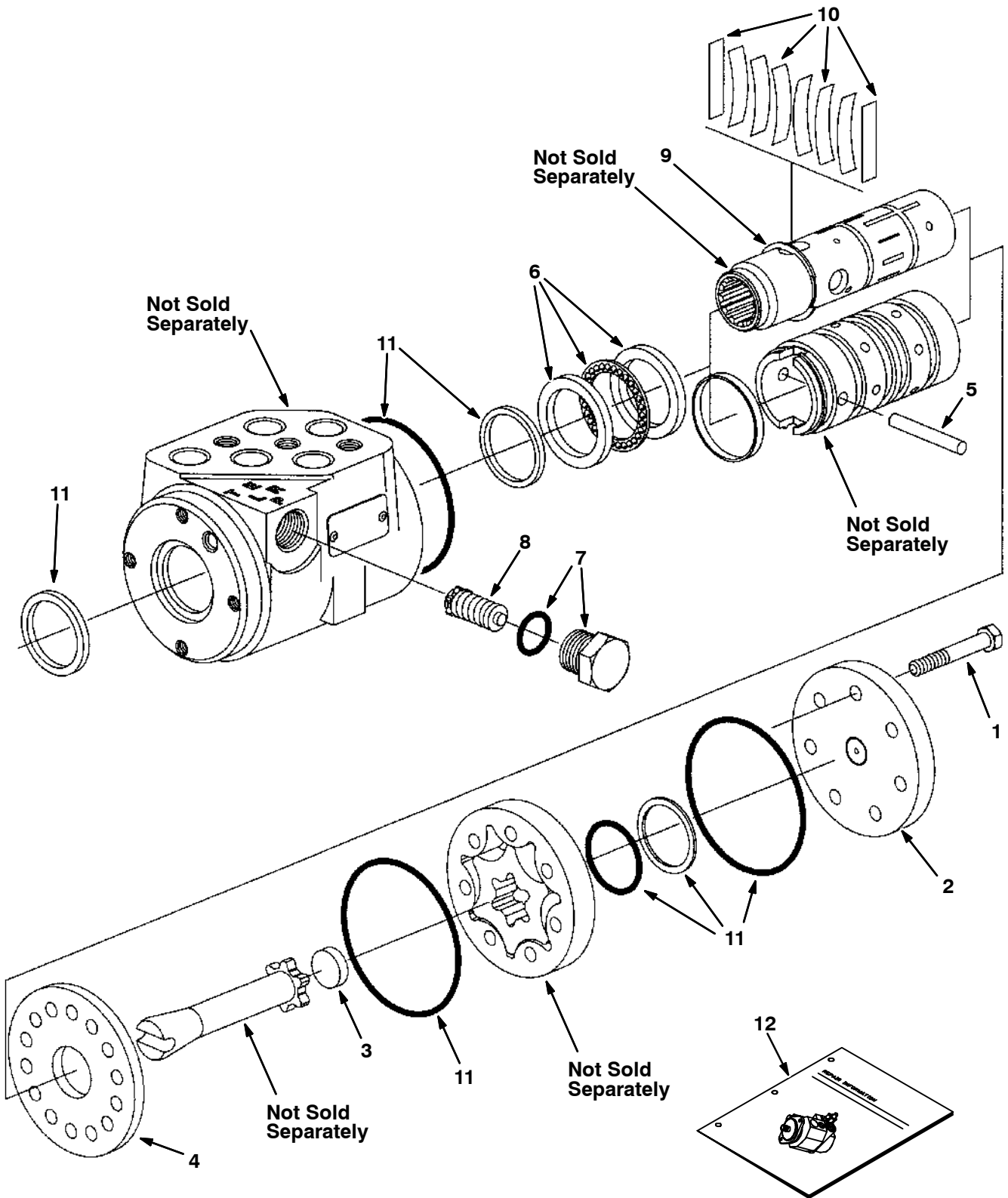


Fig. 3 - Hydraulic Steering Valve Breakdown, 1024260

	Ref.	Part No.	Serial Number	Description	Qty.
▽		1024260	(000000-) Steer-Control, Hyd05, 06.1 2030	1
▲	1	74183	(000000-) Screw, Valve, Steering	7
▲	2	74185	(000000-) Cap, End, Valve, Steering	1
▲	3	74193	(000000-) Spacer, Valve, Steering	1
▲	4	74222	(000000-) Plate, Wear, Steering Valve	1
▲	5	74232	(000000-) Pin, Valve, Steering	1
▲	6	21935	(000000-) Bearing Kit [C]	1
▲	7	21933	(000000-) Plug Assy [C]	1
▲	8	21934	(000000-) Valve Assy, Relief [C]	1
▲	9	74243	(000000-) Ring, Retainer, Steering Valve	1
▲	10	74196	(000000-) Spring Kit, Scu [C]	1
▲	11	74244	(000000-) Seal Kit, Steering [C]	1
▲	12	74245	(000000-) Instr, Valve, Steering, Repair	1

Fig. 4 - Hydraulic Valve Breakdown, 1040091

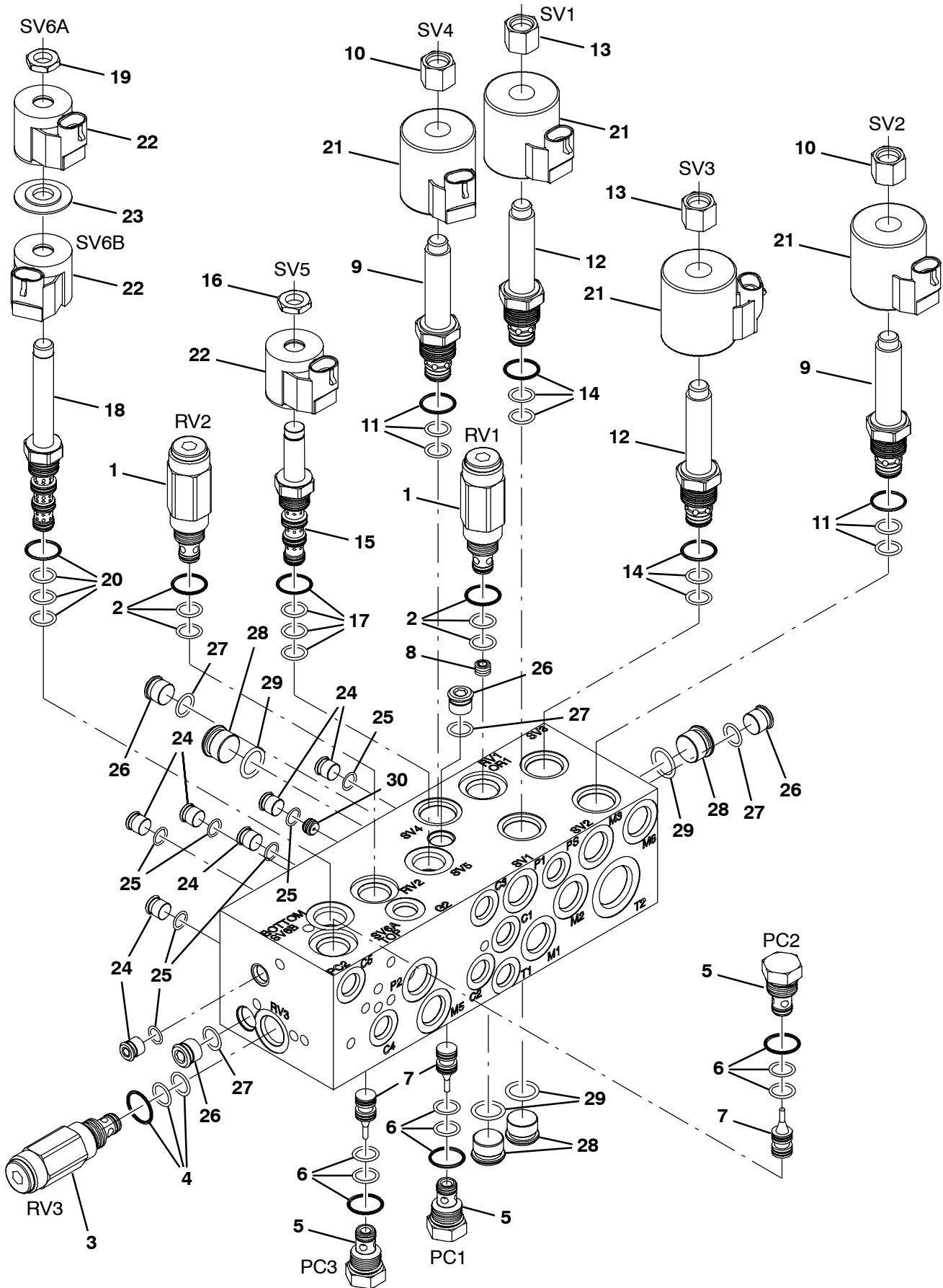


Fig. 4 - Hydraulic Valve Breakdown, 1040091

	Ref.	Part No.	Serial Number	Description	Qty.
▽		1040091	(000000-) Valve, Hyd, Solenoid, 12vdc [06s]	1
▲▽	1	373691	(000000-) Valve, Relief	2
▲▲	2	373647	(000000-) Seal Kit, Cartridge	1
▲▽	3	373692	(000000-) Valve, Relief	1
▲▲	4	373647	(000000-) Seal Kit, Cartridge	1
▲▽	5	373656	(000000-) Valve, Check	3
▲▲	6	373647	(000000-) Seal Kit, Cartridge	1
▲	7	373658	(000000-) Spool, Pilot, Hyd	3
▲	8	373694	(000000-) Plug, Orifice, Valve, Hyd, .040	1
▲▽	9	373663	(000000-) Valve, Stem, No	2
▲▲	10	373685	(000000-) Nut, Coil, Nyl Patch	1
▲▲	11	373646	(000000-) Seal Kit, Cartridge	1
▲▽	12	373690	(000000-) Valve, Stem, No	2
▲▲	13	373685	(000000-) Nut, Coil, Nyl Patch	1
▲▲	14	373646	(000000-) Seal Kit, Cartridge	1
▲▽	15	373657	(000000-) Stem, Valve, Hyd [4w2p]	1
▲▲	16	373684	(000000-) Nut, Coil, Nyl Patch	1
▲▲	17	373647	(000000-) Seal Kit, Cartridge	1
▲▽	18	373637	(000000-) Valve, Cntrl, Solenoid	1
▲▲	19	373684	(000000-) Nut, Coil, Nyl Patch	1
▲▲	20	373647	(000000-) Seal Kit, Cartridge	1
▲	21	373642	(000000-) Solenoid, #10, 12vdc	4
▲	22	373640	(000000-) Solenoid, #8, 12vdc	3
▲	23	373639	(000000-) Spacer, Coil, #8	1
▲▽	24	74098	(000000-) Fitting, Hyd, Plug, Om04	7
▲▲	25	77003	(000000-) Seal, Org, .072 X 00.35id #04	1
▲▽	26	13904	(000000-) Fitting, Plug, Org, #6, Valve [Cec]	4
▲▲	27	77005	(000000-) Seal, Org, .078 X 00.47id #06	1
▲▽	28	13907	(000000-) Fitting, Hyd, Plug, Om08	4
▲▲	29	77006	(000000-) Seal, Org, .087 X 00.64id #08	1
▲	30	373665	(000000-) Plug, Orifice, Valve, Hyd, .046	1

Fig. 5 - Hydraulic Valve Breakdown, 1034671

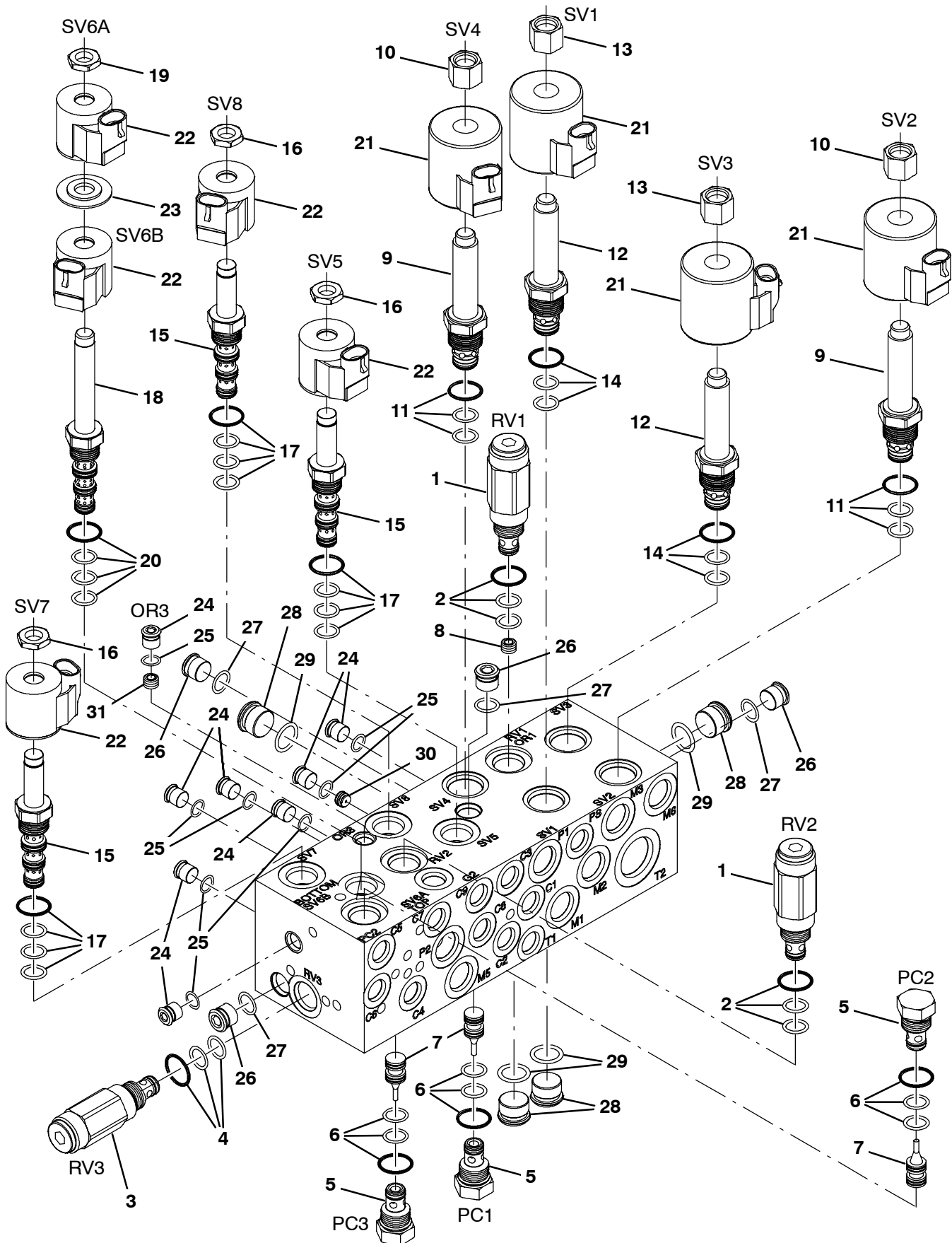


Fig. 5 - Hydraulic Valve Breakdown, 1034671

	Ref.	Part No.	Serial Number	Description	Qty.
▽		1034671	(000000-) Valve, Hyd, Solenoid, 12vdc [06s]	1
▲▽	1	373691	(000000-) Valve, Relief	2
▲▲	2	373647	(000000-) Seal Kit, Cartridge	1
▲▽	3	373692	(000000-) Valve, Relief	1
▲▲	4	373647	(000000-) Seal Kit, Cartridge	1
▲▽	5	373656	(000000-) Valve, Check	3
▲▲	6	373647	(000000-) Seal Kit, Cartridge	1
▲	7	373658	(000000-) Spool, Pilot, Hyd	3
▲	8	373694	(000000-) Plug, Orifice, Valve, Hyd, .040	1
▲▽	9	373663	(000000-) Valve, Stem, No	2
▲▲	10	373685	(000000-) Nut, Coil, Nyl Patch	1
▲▲	11	373646	(000000-) Seal Kit, Cartridge	1
▲▽	12	373690	(000000-) Valve, Stem, No	2
▲▲	13	373685	(000000-) Nut, Coil, Nyl Patch	1
▲▲	14	373646	(000000-) Seal Kit, Cartridge	1
▲▽	15	373657	(000000-) Stem, Valve, Hyd [4w2p]	3
▲▲	16	373684	(000000-) Nut, Coil, Nyl Patch	1
▲▲	17	373647	(000000-) Seal Kit, Cartridge	1
▲▽	18	373637	(000000-) Valve, Cntrl, Solenoid	1
▲▲	19	373684	(000000-) Nut, Coil, Nyl Patch	1
▲▲	20	373647	(000000-) Seal Kit, Cartridge	1
▲	21	373642	(000000-) Solenoid, #10, 12vdc	4
▲	22	373640	(000000-) Solenoid, #8, 12vdc	5
▲	23	373639	(000000-) Spacer, Coil, #8	1
▲▽	24	74098	(000000-) Fitting, Hyd, Plug, Om04	8
▲▲	25	77003	(000000-) Seal, Org, .072 X 00.35id #04	1
▲▽	26	13904	(000000-) Fitting, Plug, Org, #6, Valve [Cec]	4
▲▲	27	77005	(000000-) Seal, Org, .078 X 00.47id #06	1
▲▽	28	13907	(000000-) Fitting, Hyd, Plug, Om08	4
▲▲	29	77006	(000000-) Seal, Org, .087 X 00.64id #08	1
▲	30	373665	(000000-) Plug, Orifice, Valve, Hyd, .046	1
▲	31	373693	(000000-) Plug, Orifice, Valve, Hyd, .035	1

Fig. 6 - AC and Heater Box Breakdown, 1046632

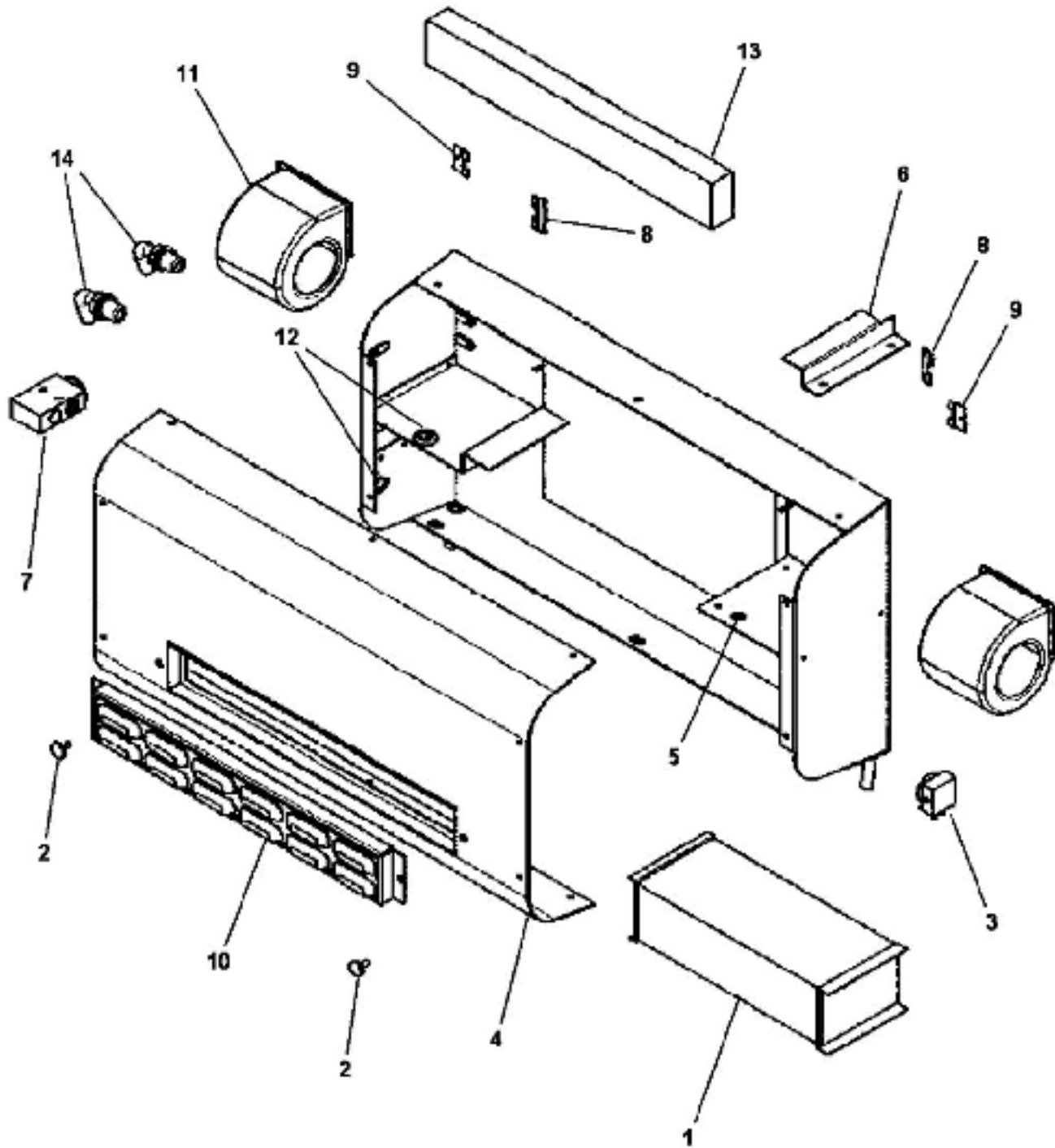


Fig. 6 - AC and Heater Box Breakdown, 1046632

	Ref.	Part No.	Serial Number	Description	Qty.
▽		1046632	(000000-) Heater & A/C Assy, W/Fan	1
▲	1	9004590	(000000-) Coil, Heater / Evaporator	1
▲	2	9004591	(000000-) Knob	2
▲	3	9004592	(000000-) Thermostat, Heater/Air	1
▲	4	9004593	(000000-) Cover	1
▲	5	9004594	(000000-) Grommet, Rbr, .25ld .375Od	1
▲	6	9004595	(000000-) Bracket, Coil, Mtg	1
▲	7	9004596	(000000-) Valve, Expansion	1
▲	8	9004597	(000000-) Clip, Keeper, Blower Mtg	2
▲	9	9004598	(000000-) Clip, Keeper, Blower Mtg	2
▲	10	9004599	(000000-) Cover, Access	1
▲	11	9004600	(000000-) Blown, Fan, Motor	2
▲	12	9004601	(000000-) Grommet, Rbr, .50ld 1.0Od	2
▲	13	9004602	(000000-) Filter	1
▲	14	9004603	(000000-) Fitting, E90, Bm10/Pm08	2

Fig. 7 - Hydraulic Motor Breakdown, 1027756

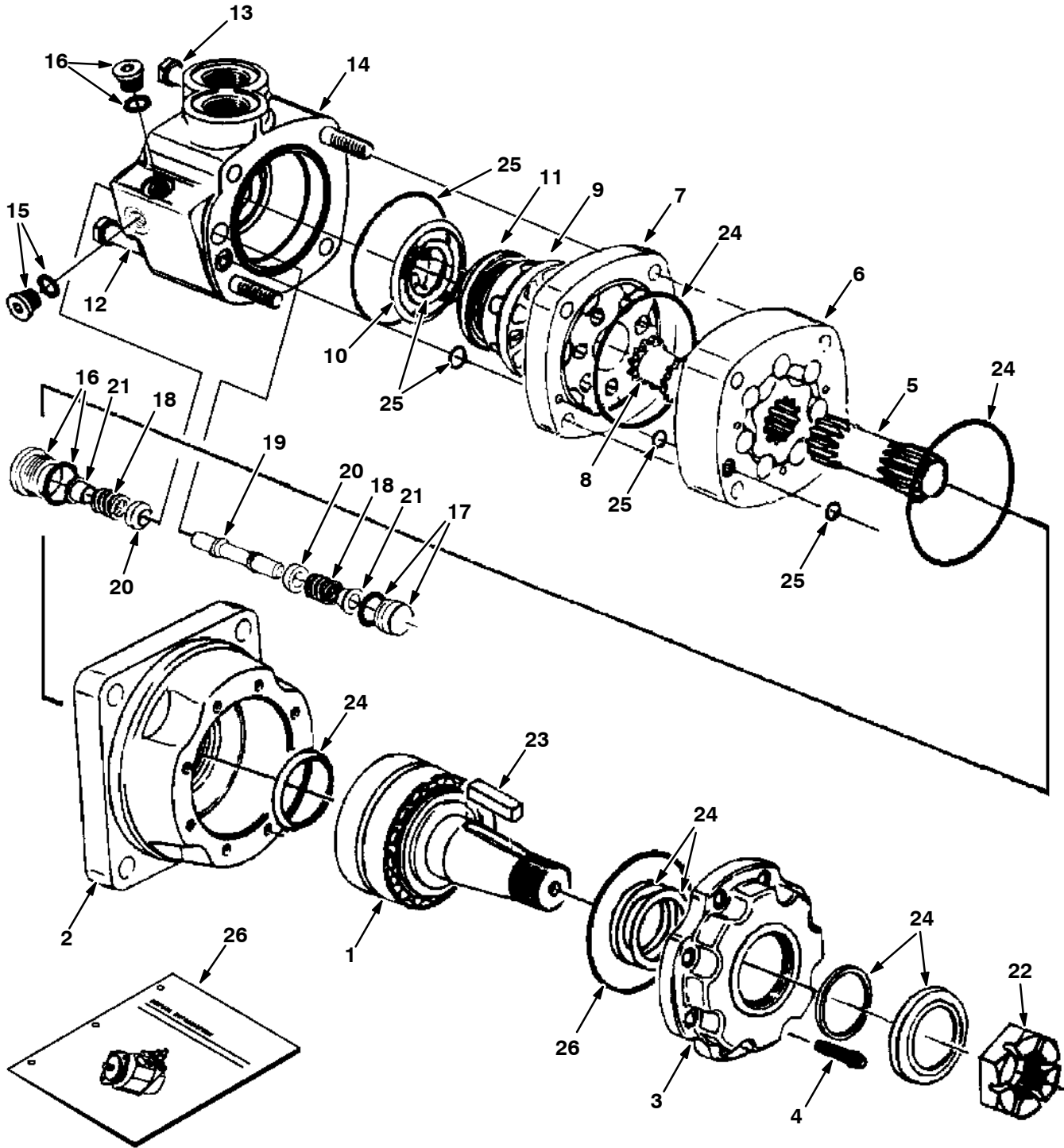


Fig. 7 - Hydraulic Motor Breakdown, 1027756

Ref.	Part No.	Serial Number	Description	Qty.
▽	1027756	(000000-) Motor, Hyd, Gear, [Int], 19.0 X 3000	1
▲	1 74165	(000000-) Shaft, Motor, Hyd	1
▲	2 74166	(000000-) Housing, Brg, Motor, Hyd	1
▲	3 74167	(000000-) Retainer, Motor, Hyd	1
▲	4 74168	(000000-) Screw, Cap, Motor, Hyd	8
▲	5 373695	(000000-) Drive, Motor, Hyd	1
▲	6 373696	(000000-) Geroler, Motor, Hyd	1
▲	7 74122	(000000-) Plate, Valve, Motor, Hyd	1
▲	8 52405	(000000-) Valve, Motor, Hyd	1
▲	9 74123	(000000-) Valve, Motor, Hyd	1
▲	10 34178	(000000-) Spring, Motor, Hyd	2
▲	11 38968	(000000-) Ring, Motor, Hyd	1
▲	12 74125	(000000-) Bolt, Motor, Hyd	3
▲	13 373697	(000000-) Bolt, Motor, Hyd	1
▲	14 373297	(000000-) Housing, Valve	1
▲	15 373298	(000000-) Plug	1
▲	16 373545	(000000-) Plug, Pump, Hyd, Gear	2
▲	17 373299	(000000-) Plug	1
▲	18 373291	(000000-) Spring	2
▲	19 373217	(000000-) Piston, Pump, Hyd, Gear	1
▲	20 373226	(000000-) Poppet, Pump, Hyd, Gear	2
▲	21 373236	(000000-) Sleeve, Dashpo, Pump, Hyd, Gear	2
▲	22 45622	(000000-) Nut, Motor, Hyd	1
▲	23 45623	(000000-) Key, Motor, Hyd	1
▲	24 79828	(000000-) Kit, Seal, Motor, Hyd	1
▲	25 33580	(000000-) Kit, Seal, Motor, Hyd	1
	26 74249	(000000-) Instr, Repair, Motor, Hyd, Gear	1

Fig. 8 - Hydraulic Piston Pump Breakdown, 1029254

Ref.	Part No.	Serial Number	Description	Qty.	
▽	1029254	(000000-) Pump, Hyd, Piston, [V] 1.44 [R] 4000	1	
▲	1	373699	(000000-) Driveshaft, Pump, Hyd	1
▲	2	373430	(000000-) Cover, End	1
▲	3	373389	(000000-) Housing	1
▲	4	02706	(000000-) Kit, Rotating, Pump, Hyd	1
▲	5	373493	(000000-) Cam	1
▲	6	70096	(000000-) Washer, Flt, Pump, Hyd	1
▲	7	55926	(000000-) Ring, Retaining, Pump, Hyd	1
▲	8	373434	(000000-) Ring, Retaining	2
▲	9	74225	(000000-) Bearing, Thrust, Pump, Hyd	1
▲	10	74226	(000000-) Race, Bearing, Pump, Hyd	2
▲	11	373327	(000000-) Insert, Plate, Cam, Pump, Hyd	1
▲	12	373391	(000000-) Washer, Pump, Hyd	6
▲	13	373346	(000000-) Screw, Cap	6
▲	14	74259	(000000-) Valve, Relief, Pump	1
▲	15	373317	(000000-) Bearing, Cone, Pump, Hyd	2
▲	16	373393	(000000-) Plate, Cover	1
▲	17	373394	(000000-) Plate, Cover	1
▲	18	70100	(000000-) Pin, Dowel, Pump, Hyd	2
▲	19	373336	(000000-) Screw, Cap, Pump, Hyd	2
▲	20	373337	(000000-) Screw, Cap, Pump, Hyd	2
▲	21	74237	(000000-) Key, Shaft, Pump, Hyd	1
▲	22	13907	(000000-) Fitting, Plug, O-Ring	1
▲	23	373700	(000000-) Adaptor Assy, Pump, Hyd	1
▲	24	373701	(000000-) Gerotor, Pump, Hyd	1
▲	25	373395	(000000-) Bearing, Cup	2
▲	26	373396	(000000-) Washer	4
▲	27	74180	(000000-) Plate, Valve, Pump, Hyd	1
▲	28	13907	(000000-) Fitting, Plug, O-Ring	1
▲	29	373413	(000000-) Actuator, Valve, Bypass	1
▲	30	373402	(000000-) Kit, Shim	1
▲	31	373398	(000000-) Kit, Seal, Hyd, Pump	1
▲	32	373678	(000000-) Valve, Relief, 3000psi	1
▲	33	373429	(000000-) Instr, Repair, Pump	1

SECTION 5

Contents	Page
Fig. 1 - Cylinder Head and Valves Group	5-2
Fig. 2 - Crankshaft and Piston Group	5-4
Fig. 3 - Oil and Water Pump Group	5-6
Fig. 4 - Oil Pan and Filter Group	5-8
Fig. 5 - Manifold Group	5-9
Fig. 6 - Camshaft Group	5-10
Fig. 7 - Ignition Group	5-12

Fig. 1 - Cylinder Head and Valves Group

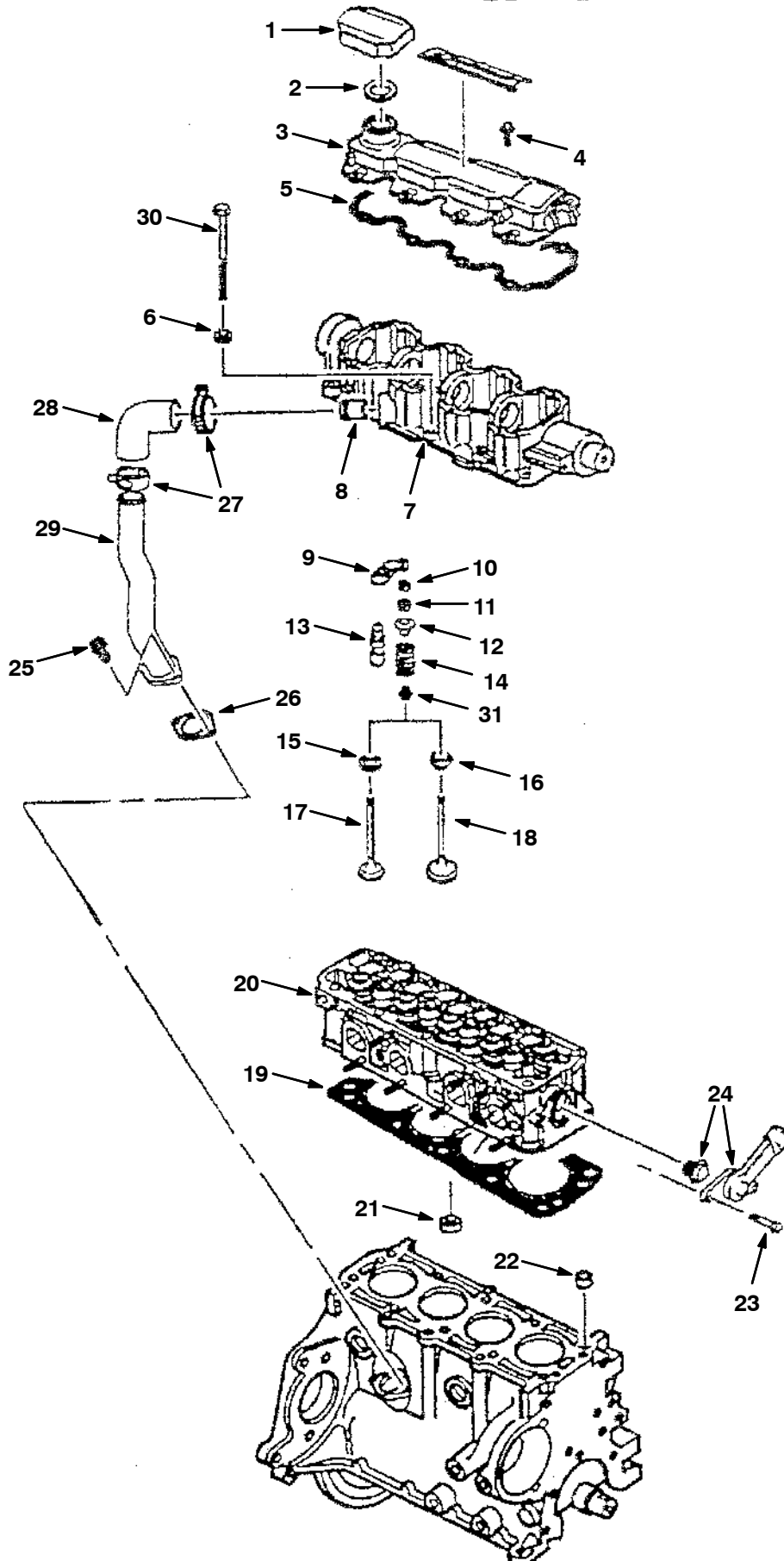


Fig. 1 - Cylinder Head and Valves Group

Ref.	Part No.	Description	Qty.
1	372574	Cap, Filler, Oil, W/ Org	1
2	372573	Seal, Org, Cap	1
3	372007	Cover, Hsng, Camshaft	1
4	371990	Bolt, Camshaft Cover	8
5	372008	Gasket, Cover, Hsng, Camshaft	1
6	372017	Washer, Sprkt, Camshaft	10
7	372018	Housing, Camshaft	1
8	372019	Tube [Pcv]	1
9	372030	Arm, Rocker, Valve	8
10	372031	Seat, Spring, Valve, 0.333	8
10	372032	Seat, Spring, Valve	8
11	372033	Key, Valve Stem	16
12	372034	Cap, Spring, Valve	4
13	372035	Screw, Adj, Valve, Hyd	8
14	372036	Spring, Valve	8
15	372037	Seat, Rotator, Valve	4
16	372031	Seat, Spring, Valve, 0.333	8
16	372032	Seat, Spring, Valve	8
17	372038	Valve, Exhaust	4
18	372039	Valve, Intake	1
19	372022	Gasket, Head, Cyl	1
20	372023	Head, Cyl	1
21	372024	Seat, Valve, Exhaust, [+0.2mm]	4
21	372025	Seat, Valve, Exhaust, Std	4
21	372026	Seat, Valve, Exhaust, [+0.4mm]	4
21	372027	Seat, Valve, Intake, Std	4
21	372028	Seat, Valve, Intake, [+0.2mm]	4
21	372029	Seat, Valve, Intake, [+0.4mm]	4
22	371999	Pin, Lock, Cyl Head, 14mm X 17mm	2
23	372048	Bolt, Hsng, Thermostat	2
24	372047	Thermostat, W/ Hsng And Seal	1
25	371957	Bolt, Tube [Pvc], M6 X 1 X 15	2
26	371958	Gasket, Tube [Pvc]	1
27	371954	Clamp, Hose, 1.75 [Pcv]	2
28	371955	Hose [Pcv]	1
29	371956	Tube [Pcv]	1
30	372882	Bolt, Head. Cyl	10
31	9003345	Seal, Seat, Valve	8

Fig. 2 - Crankshaft and Piston Group

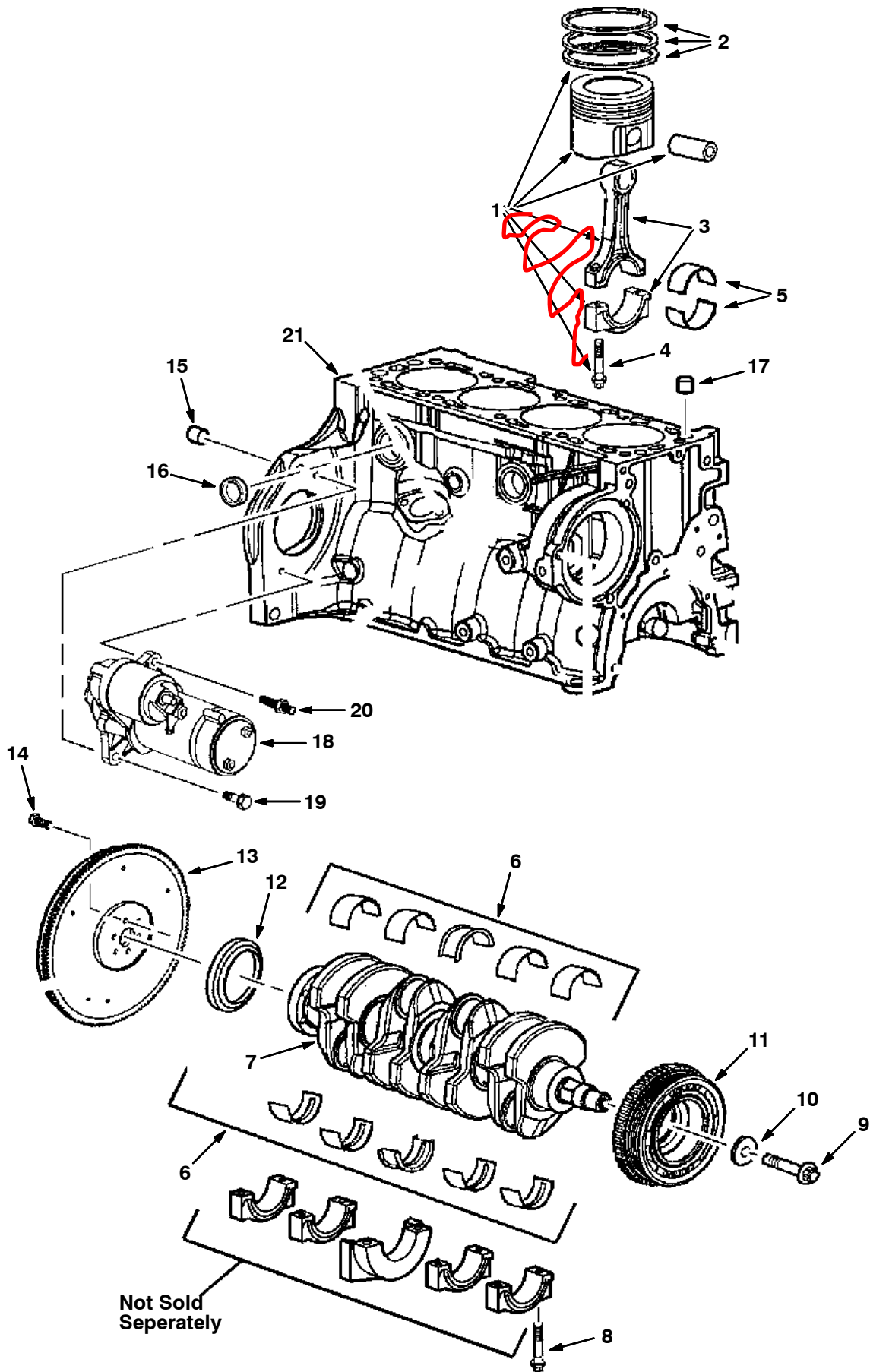


Fig. 2 - Crankshaft and Piston Group

	Ref.	Part No.	Description	Qty.
▽	1	371932	Piston, W/ Pin, Std	1
▲	2	371931	Ring Kit, Piston, Std 78.95-79.02mm	4
▽ X	3	371934	Rod, Connecting, M08 X 45	4
▲	4	371935	Bolt, Connecting Rod	8
	5	371933	Bearing Kit, Rod, Connecting, Std	1
	6	371966	Bearing Kit, Cshft, 1.995-2.001mm (Brown Blue)	4
	6	371967	Bearing Kit, Cshft, 2.120-2.126mm	4
	6	371968	Bearing Kit, Cshft, 2.114-2.120mm	4
	6	371969	Bearing Kit, Cshft, 1.989-1.995mm (Brown)	4
	6	371970	Bearing Kit, Cshft, 1.989-1.995mm (Green Blue)	4
	6	371971	Bearing Kit, Cshft, 1.995-2.001mm (Green)	4
	7	371965	Crankshaft	1
	8	371946	Bolt, M10 X 1.50 X 75mm	10
	9	384961	Bolt, Pulley, Cshft	1
	10	371937	Washer, Sheave, Cshft	1
	11	371936	Sheave, Cshft	1
	12	371945	Seal, Oil, Cshft	1
	13	371979	Flywheel	1
	14	371976	Bolt, Flywheel	6
	15	371978	Pin, Lock, Transmission	2
	16	371942	Plug, Hole, Coolant, Eng Block	6
	17	371999	Pin, Lock, Cyl Head, 14mm X 17mm	2
	18	384963	Starter, 12vdc [Delco] (Mar. 2006 and Newer)	1
	19	384964	Bolt, M08 X 1.25 X 25mm	1
	20	371964	Stud, Starter, M08 X 1.25	1
	21	371944	Block, Short, Eng, W/ Piston & Ring	1

Fig. 3 - Oil and Water Pump Group

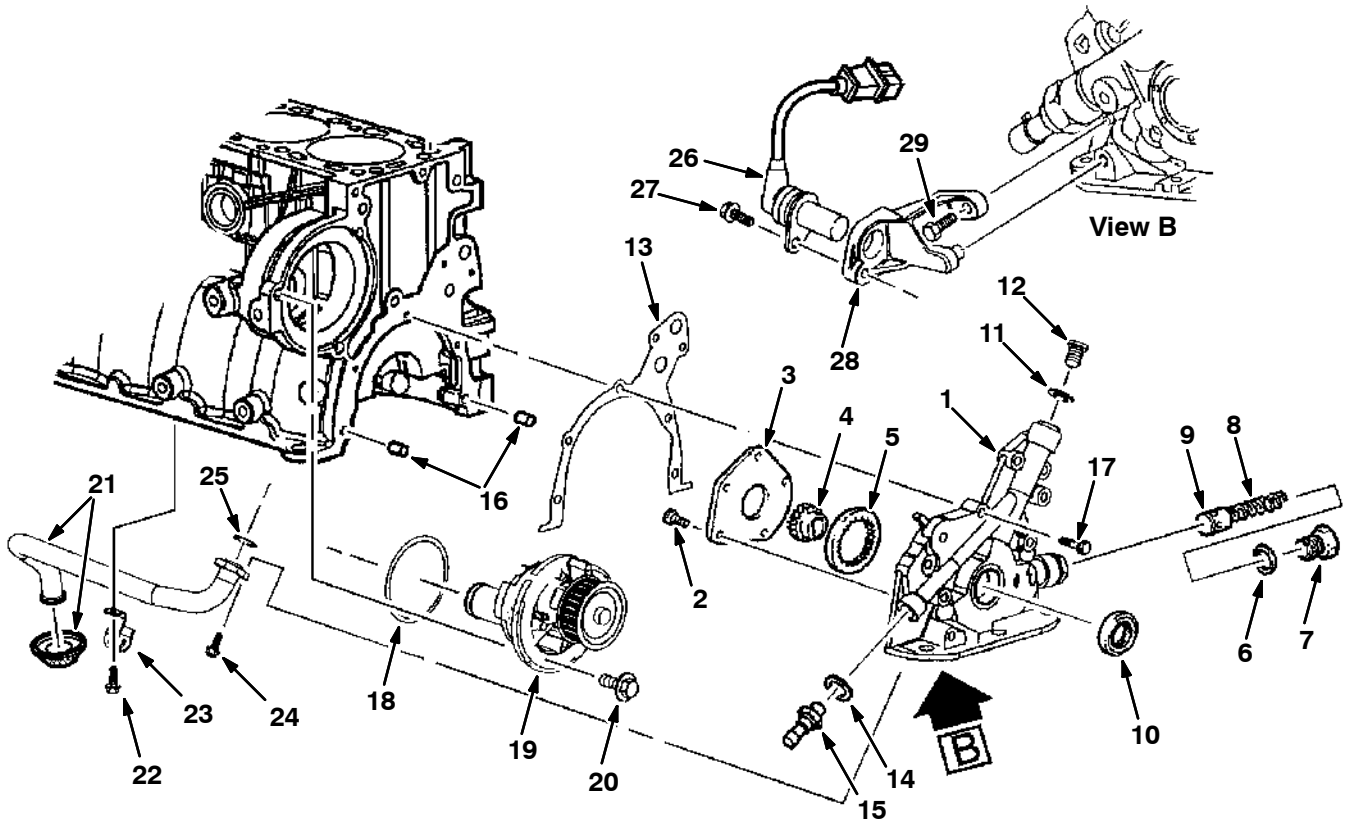
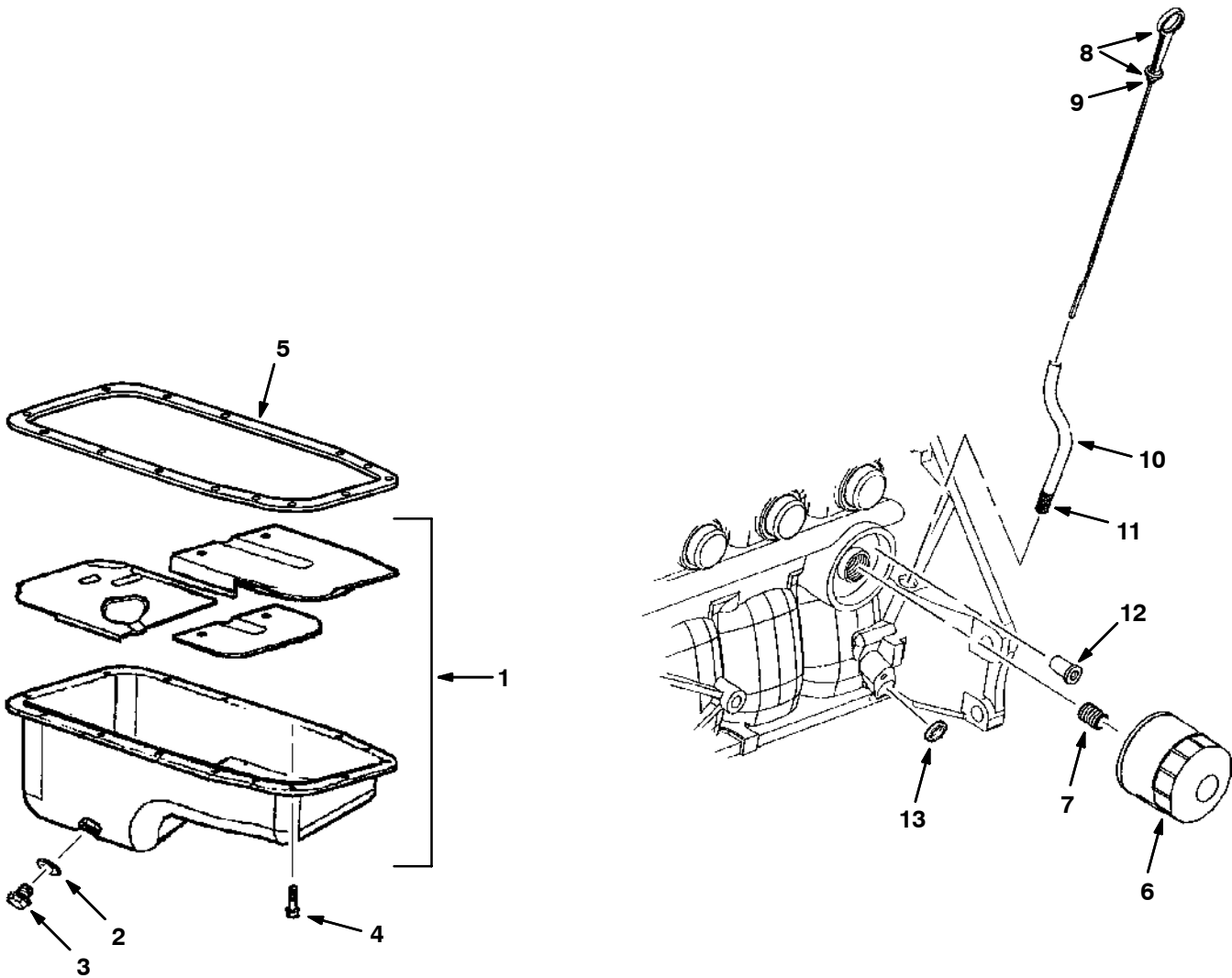


Fig. 3 - Oil and Water Pump Group

	Ref.	Part No.	Description	Qty.
▽	1	372572	Pump, Oil	1
▲	2	371947	Bolt, Cover, Oil Pump, M6 X 14	5
▲	3	371948	Cover, Pump, Oil	1
▲	4	371949	Gear, Ring, Drive, Oil Pump	1
▲	5	371950	Gear, Drive, Oil Pump	1
▲	6	371998	Gasket, Plug, Relief Valve, Oil Press	1
▲	7	371994	Plug, Bore, Valve, Relief, Oil Press	1
▲	8	371993	Spring, Valve, Relief, Oil Press	1
	9	371997	Valve, Relief, Oil Press	1
	10	372005	Seal, Org, Oil Pump	1
	11	371951	Seal, Org, Hsng, Oil Pump	1
	12	371952	Plug, Hsng, Oil Pump	1
	13	371984	Gasket, Pump, Oil	1
	14	371987	Seal, Org, Press Switch / Drain Plug	1
	15	371996	Switch, Indicator, Oil Press	1
	16	371983	Pin, Ring, Lock, Hsng, Water Pump	2
	17	371986	Bolt, Pump, Oil	6
	18	372567	Seal, Org, Water Pump	1
	19	9004673 371981	Pump, Water [Gm]	1
		371974	Sprocket, Pump, Water	1
	20	371980	Bolt, Cover, Water Pump	3
	21	372001	Screen, Oil Pump, W/ Suc Pipe	1
	22	371991	Bolt, Bracket, Screen, Oil Pump, M6x1x1	1
	23	384966	Bracket, Screen, Oil Pump	1
	24	371990	Bolt, Oil Pump Screen/Camshaft Cover	2
	25	371988	Seal, Ring, Pipe, Suc, Oil Pump	1
	26	372002	Sensor, Position, Cshft	1
	27	384968	Bolt, Bracket, Sensor, Cshft Position	1
	28	372003	Bracket, Sensor, Position, Cshft	1
	29	372004	Bolt, Sensor, Position, Cshft	3

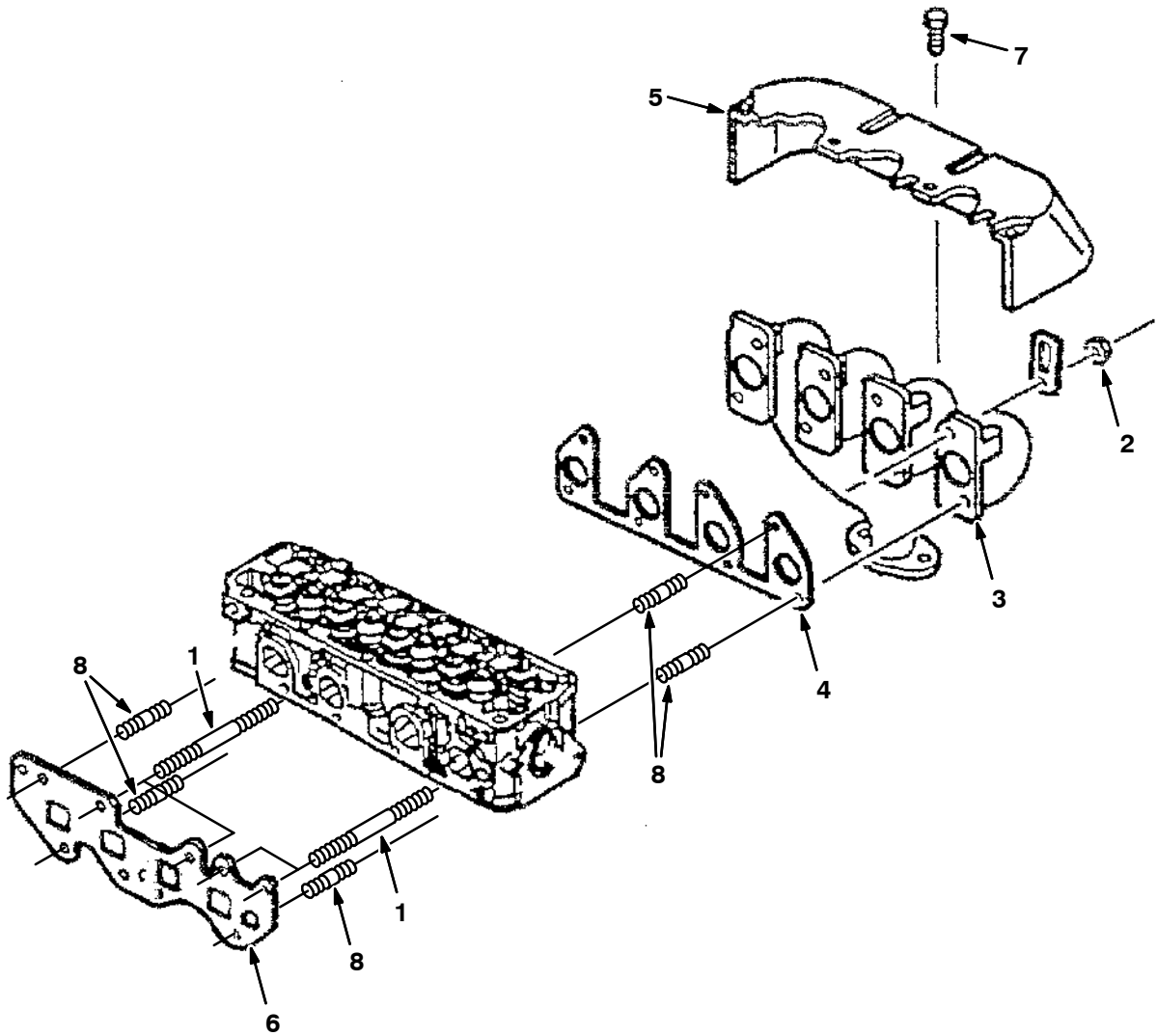
Fig. 4 - Oil Pan and Filter Group



G, LP

Ref.	Part No.	Description	Qty.
▽	1 371960	Pan, Oil, W/ Baffle / Plug / Seal	1
▲	2 371987	Seal, Org, Press Switch / Drain Plug	1
▲	3 371992	Plug, Drain, Oil Pan, M14 X 1.5 X 12	1
	4 384962	Bolt, Pan, Oil	15
	5 371959	Gasket, Pan, Oil	1
	6 371972	Element, Fltr, Oil, Eng, Spin-On	4
	7 371973	Fitting, Fltr, Oil	1
▽	8 372560	Dipstick, Oil	1
▲	9 371995	Seal, Org, Cap, Fltr, Oil	1
	10 371940	Tube, Ds	1
	11 371941	Sealant, Tube, Ds	1
	12 371975	Valve, By-Pass, Oil Fltr	1
	13 371943	Plug, Hole, Core, Eng Block	1

Fig. 5 - Manifold Group



G, LP

Ref.	Part No.	Description	Qty.
1	372021	Stud, Manifold, M8 X 96	4
2	372049	Nut, Manifold, Exhaust, M8 X 1.25	8
3	372050	Manifold, Exhaust	1
4	372051	Gasket, Manifold, Exhaust	1
5	372052	Shield, Manifold, Exhaust	1
6	372053	Gasket, Manifold, Intake	1
7	372066	Bolt, Shield, Manifold, Exhaust	5
8	372020	Stud, Manifold, M8 X 28	13

Fig. 6 - Camshaft Group

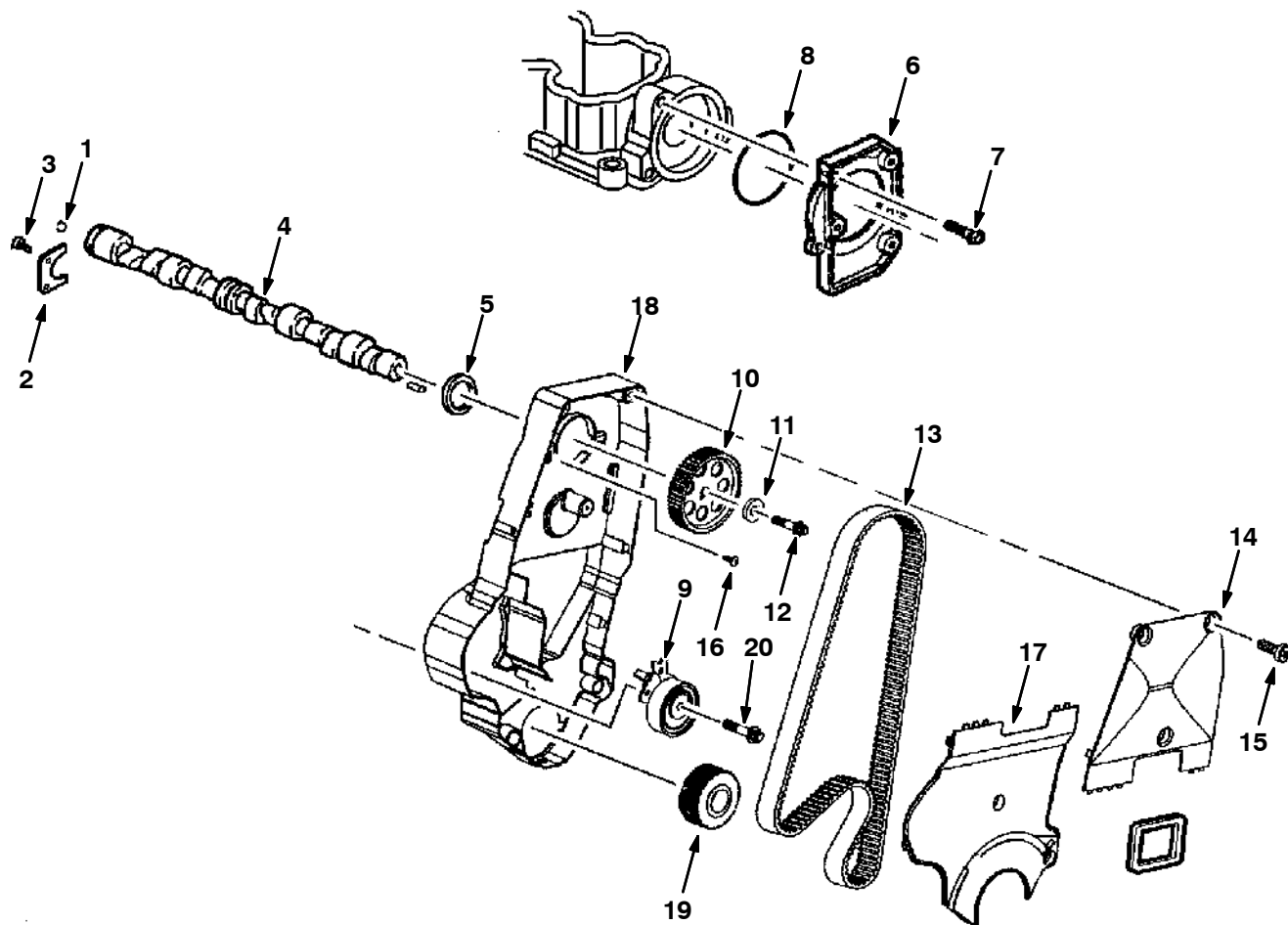
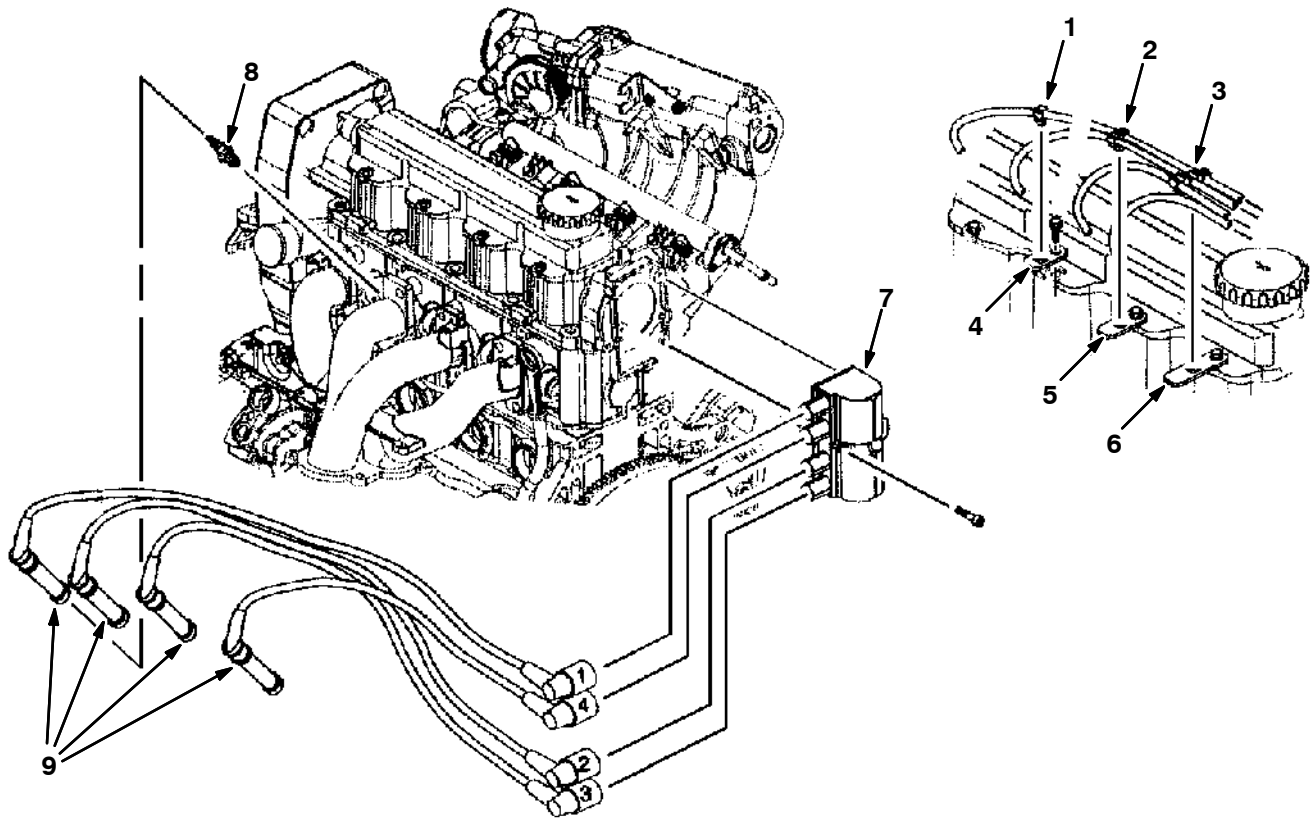


Fig. 6 - Camshaft Group

Ref.	Part No.	Description	Qty.
1	372009	Ball, Camshaft	1
2	372010	Retainer, Camshaft	1
3	372011	Bolt, Retainer, Camshaft, M6 X 1 X 16	2
4	372012	Camshaft	1
5	372013	Seal, Org, Bolt, Cover, Camshaft Hsng	1
6	372014	Cover, Hsng, Camshaft	1
7	372015	Bolt, Cover, Camshaft, M6 X 1 X 22	3
8	372016	Seal, Org, Bolt, Cover, Camshaft Hsng	1
9	9004674	Pulley, Tensioner [Gm]	1
10	372040	Sprocket, Camshaft	1
11	372017	Washer, Sprkt, Camshaft	1
12	372041	Bolt, Sprocket, Camshaft, M10x1.25x60	1
13	372042	Belt, Timing	1
14	372043	Cover, Belt, Timing, Front	1
15	371961	Bolt, Eng Cover, M6 X 1 X 13	6
16	372046	Bolt, Tensioner, Timing Belt, M8x1.25x48	1
17	372044	Cover, Belt, Timing, Upper Front	1
18	372616	Housing, Camshaft	1
19	388552	Sprocket, Crankshaft	1
20	9004675	Bolt, Tensioner [Gm]	1

Fig. 7 - Ignition Group



G, LP

Ref.	Part No.	Description	Qty.
1	372054	Retainer, Sparkplug, 1 Way	1
2	372055	Retainer, Sparkplug, 2 Way	1
3	372056	Retainer, Sparkplug, 3 Way	1
4	372057	Bracket, Retaining, Wire, Sparkplug	1
5	372058	Bracket, Retaining, Wire, Sparkplug	1
6	372059	Bracket, Retaining, Wire, Sparkplug	1
7	372060	Coil, Ignition	1
8	372575	Sparkplug	4
9	372603	Wire Set, Sparkplug [1.6]	1

SECTION 6

CONTENTS	PAGE
PART NUMBER TO PAGE NUMBER CROSS REFERENCE LIST	6-2
PART DESCRIPTION TO PAGE NUMBER CROSS REFERENCE LIST	6-11

CROSS REFERENCE

PART NUMBER TO PAGE NUMBER CROSS REFERENCE LIST

Part Number	Page Number	Part Number	Page Number	Part Number	Page Number
C460919	2-133	07792	2-11, 2-85, 3-23	1013117	2-41
00500-15	4-2	07805	2-99	1013509	2-43
01314	2-97	07810	2-97	10137	2-39
01684	2-61, 2-99	07819	3-11	1015547	2-29
01685	2-7, 2-9, 2-39, 2-87	08085	2-13	1015911	2-85
01760	2-15, 2-17	08166	2-41	1015930	2-29, 2-33
01762	2-99	08175	2-89, 2-99	1016029	3-17
02351	2-43	08178	2-61	1016314	2-39, 3-21
02706	4-15	08179	2-87, 2-95	1016563	3-21
02850	2-5, 2-15, 2-73, 2-83	08182	2-55, 2-61, 2-87, 2-89, 2-93, 2-97, 3-7	1017141	2-133
03026	2-35, 2-37	08202	2-55, 2-57	1017218	2-65, 2-69, 2-83, 2-85
03192	2-39	08236	2-69, 2-71	1018289	2-107
03193	2-79	08329	2-51	1019939	2-43
04733-2	2-73	08708	2-13, 2-21, 2-23, 2-47, 2-63, 2-65, 2-67, 2-83, 2-111, 3-9, 3-11, 3-21	1020341	3-9, 3-11
06532	2-29, 2-31	08709	2-5, 2-27, 2-35, 2-37, 2-41, 2-45, 2-47, 2-59, 2-63, 2-73, 2-75, 2-77, 2-83, 2-87, 2-89, 2-93, 2-95, 2-97, 2-99, 2-107, 3-7	1020434	2-133
06548	2-43			1021579	1-1, 2-107
06549	2-75, 2-77, 2-87, 3-3, 3-5, 3-9, 3-11, 3-26			1022105	2-13
06926	2-25			1023486	2-103, 2-105
06927	2-15, 2-73			1023853	2-47
06932	3-9			1024260	2-25, 4-5
06933	2-13, 2-29, 2-31, 3-3, 3-5, 3-11, 3-26			1024478	2-25
06934	3-9, 3-11			1025101	2-133
06935	3-3, 3-5, 3-9	08711	2-55, 2-57, 2-99	1025132	2-107
06937	2-29, 2-31	08712	2-61, 2-69, 2-71	1025133	2-107
06938	3-3, 3-5	08713	2-65, 2-67, 2-69, 2-85, 2-87, 3-15	1025196	2-19
06940	3-21			1025990	2-103, 2-105
06941	2-47	08714	2-79, 3-3, 3-5	1026317	2-75, 2-77
06942	2-43, 2-81, 3-9, 3-11	08716	3-3, 3-5	1026459	2-93, 3-7
06943	2-83	09007	2-61	1026462	2-93, 3-7
06944	2-111	09010	2-7, 2-9, 2-61, 2-99	1026525	2-93, 3-7
06945	2-63	09011	2-51, 2-69	1026540	2-27
06955	2-59, 2-97	09037	2-31	1026600	2-27
06960	2-21, 2-23, 2-81	09088	2-55	1026605	2-59
06961	2-39, 2-41	09120	2-99	1026610	2-59
06962	2-47, 2-71, 2-97	09145	3-3, 3-5	1026681	2-67
06963	2-27, 2-93	09164	3-9, 3-11	1026688	2-61
06965	2-89, 3-7	09200	3-11	1026755	2-69, 2-71
06969	2-55, 2-57	09244	2-95, 3-5	1026795	1-2
06971	2-77	09252	2-75, 2-77	1026797	1-2
06975	2-99	09342	2-5	1026798	1-2, 2-65, 2-67
06977	2-99	09740	2-45, 2-51, 3-15	1026800	1-2
07255	2-29	09893	2-83	1026801	1-2
07259	2-75, 2-77	1005229	1-1, 2-53	1026809	1-2
07450	2-95	1005740	2-97	1026841	2-57
07471	2-111	1007220	2-97	1026855	1-2
07785	3-3, 3-5	1007482	2-49	1026856	2-57
07788	2-7, 2-9	1007807	2-99	1026879	1-2, 2-69, 2-71
07789	2-13, 2-75, 2-77, 3-9	1011107	2-43	1027149	2-81
07790	2-27, 2-41, 2-69, 2-71, 3-23	1011216	2-41	1027380	2-3
07791	2-5, 2-15, 2-17, 2-19, 2-33, 2-41, 2-43, 2-45, 2-47, 2-51, 2-73, 2-89, 2-91, 2-107, 2-111	1011780	2-35, 2-37	1027531	2-63
		1011895	2-43	1027533	2-63
		1012248	2-43	1027589	2-47
		1012615	2-21, 2-23	1027651	2-63
		1013031	2-41	1027756	2-51, 4-13
		1013086	2-43	1027798	3-3, 3-5
				1027800	3-3, 3-5
				1028017	2-41

CROSS REFERENCE

Part Number	Page Number	Part Number	Page Number	Part Number	Page Number
1028129	2-45	1031122	2-83	1033884	2-21
1028136	2-41	1031211	2-21	1033897	2-43
1028146	2-57	1031312	2-29, 2-31	1033914	2-111
1028159	2-57	1031439	2-27	1033915	2-111
1028201	2-11	1031503	2-5, 2-79	1033916	2-111
1028246	2-63	1031566	2-47	1033995	2-61, 2-63
1028252	2-5	1031621	2-25	1034133	2-63
1028343	2-33	1031641	2-19	1034168	1-2, 2-65, 2-67
1028492	2-51	1031664	2-21, 2-23	1034191	3-3, 3-5
1028558	2-41	1031665	2-87	1034244	2-63
1028559	2-27	1031683	2-21	1034254	2-15
1028560	2-109	1031916	3-7	1034314	2-41
1028711	2-29	1031921	2-63	1034321	2-41
1028722	2-31	1031939	2-63	1034358	2-15
1028750	2-21	1032012	1-1, 2-7, 2-9	1034378	2-15
1028790	2-21, 2-23	1032067	3-13	1034439	2-41
1028832	2-21, 2-23	1032069	3-13	1034455	2-55
1028924	2-43	1032112	2-43	1034462	2-55
1029018	2-27	1032119	2-35	1034501	2-93
1029061	2-105	1032147	2-15	1034547	2-47
1029105	3-21	1032193	2-17	1034614	2-65
1029183	2-19	1032194	2-131	1034633	2-43
1029238	2-73	1032262	3-13	1034671	2-115, 4-9
1029254	2-111, 4-15	1032315	2-11	1034760	2-87
1029259	2-49	1032416	2-17	1034763	2-87
1029280	2-73	1032429	2-97	1034803	2-25
1029288	2-49	1032432	2-97	1034806	2-51
1029293	2-43	1032449	2-97	1034854	2-11
1029295	2-43	1032488	2-57	1034864	2-15, 2-73
1029580	2-7	1032515	1-1, 2-57	1034910	2-61
1029674	2-89, 2-91	1032545	2-65, 2-67	1034978	2-79
1029682	2-89, 2-93, 3-7	1032584	3-9, 3-11	1035056	2-39
1029689	2-39	1032707	3-9, 3-11	1035152	2-37
1029704	2-89	1032722	3-13	1035153	2-21, 2-23
1029709	2-89	1032752	3-9, 3-11	1035293	2-81
1029801	2-9	1032812	2-43	1035400	2-97
1029830	1-2	1032821	2-65	1035483	2-83
1029951	2-21, 2-23	1032894	2-15	1035506	2-81
1030102	2-75, 2-77	1032915	2-107	1035507	2-21, 2-23
1030162	2-131	1032962	2-15	1035510	2-83
1030218	1-2, 2-69, 2-71	1033201	2-11	1035619	2-63
1030306	2-47	1033237	2-63	1035620	2-61
1030374	2-111	1033286	2-11	1035660	2-65, 2-67
1030451	2-85	1033287	2-11	1035684	2-65, 2-67
1030475	2-47	1033288	2-11	1035807	2-15
1030498	2-109	1033291	2-13	1035808	2-15
1030553	2-11	1033343	2-7, 2-9	1035809	2-15
1030572	2-47	1033520	2-131	1035810	2-15
1030587	2-11	1033575	2-43	1035811	2-17
1030622	2-83	1033578	2-5	1035812	2-19
1030626	2-47	1033607	2-15	1035813	2-43, 2-45
1030646	2-11	1033630	2-43	1035815	2-19
1030782	3-23	1033644	2-39	1035826	2-61
1030813	2-21	1033670	2-103, 2-105	1035877	1-1, 2-55
1030970	2-49	1033746	2-43	1036027	2-57
1030973	3-3, 3-5	1033760	2-21, 2-23	1036111	3-3, 3-5
1030985	2-21, 2-23	1033771	2-21, 2-23	1036173	3-3, 3-5
1031026	2-47	1033788	2-109	1036183	3-5
1031027	2-47	1033863	2-87	1036185	2-103, 2-105
1031051	2-109	1033883	2-21, 2-23	1036192	2-103, 2-105

CROSS REFERENCE

Part Number	Page Number	Part Number	Page Number	Part Number	Page Number
1036193	2-103, 2-105	1038329	2-87	1040467	2-45, 2-47, 2-65,
1036194	2-103, 2-105	1038353	1-2, 2-65		2-67, 2-69, 2-71,
1036199	2-107	1038360	2-61		2-95, 2-97
1036201	2-105, 3-7	1038372	2-87	1040500	2-85
1036230	3-21	1038387	2-131	1040564	2-85
1036270	2-45	1038806	2-11	1040590	2-67
1036333	2-93, 3-7	1038896	2-87	1040707	2-19
1036481	2-51	1038915	2-75, 2-77	1040753	2-95, 2-97
1036489	2-13	1038922	2-75	1040756	2-85
1036500	2-13	1038959	2-11	1040759	2-69, 2-71
1036502	2-13	1039006	3-9	1040761	2-61
1036513	2-15, 2-17	1039007	3-9	1040812	2-85
1036519	2-65, 2-67	1039008	3-9	1040816	2-15
1036608	2-11	1039020	3-9	1040962	2-25
1036702	2-87	1039038	3-9	1041034	2-93, 3-7
1036802	2-81	1039057	2-75, 2-77	1041102	2-3
1036819	2-5	1039067	3-9	1041123	2-95
1036892	2-7, 2-9, 2-11, 2-27, 2-39, 2-41, 2-47	1039127	2-83	1041151	2-33
1036906	2-103, 2-105	1039141	2-93, 3-7	1041152	2-33
1036913	2-5	1039199	2-93, 3-7	1041237	2-83
1036985	3-3, 3-5	1039210	2-111	1041383	2-103, 2-105
1036995	3-3, 3-5	1039228	2-87	1041385	2-103, 2-105
1037070	2-103, 2-105	1039309	2-111	1041386	2-103, 2-105
1037088	2-83	1039320	2-7, 2-9	1041392	2-103, 2-105
1037099	2-65, 2-67	1039340	2-111	1041393	2-51
1037162	2-103, 2-105	1039425	2-11	1041446	2-97
1037265	2-87	1039483	2-111	1041473	3-9, 3-11
1037335	2-69, 2-71	1039501	2-99	1041539	2-95
1037345	2-7, 2-9, 2-43, 2-69, 2-71	1039517	2-57	1041754	3-9, 3-11
1037346	2-5, 2-11, 2-13, 2-15, 2-17, 2-19, 2-29, 2-31, 2-35, 2-37, 2-41, 2-43, 2-45, 2-47, 2-61, 2-65, 2-67, 2-89, 2-91, 2-95, 2-107, 2-109	1039520	2-57	1041839	2-47
		1039523	2-57	1041870	3-23
		1039553	2-87	1041873	2-21, 2-23
		1039586	2-103, 2-105	1041882	3-9, 3-11
		1039628	2-93	1041925	3-11
		1039649	3-7	1041941	2-103, 2-105
		1039670	1-1	1041944	3-11
		1039735	3-3, 3-5	1041967	2-65, 2-67
		1039753	2-103, 2-105	1042021	2-59
		1039812	2-73	1042024	2-59
1037354	2-19, 2-27, 2-45, 2-47, 2-57, 2-69, 2-73, 2-87, 2-93, 2-95, 2-107	1039846	2-83	1042027	2-85
		1039853	2-83	1042047	2-81
		1039883	2-69, 2-71	1042073	2-13
		1039907	2-69	1042097	2-3
1037355	2-5, 2-35, 2-37, 2-43, 2-55, 2-57, 2-75, 2-77, 2-89, 2-95	1039914	2-77	1042101	1-1, 2-85
		1039916	2-69, 2-71	1042327	2-75
		1039942	2-73	1042328	2-75
		1039948	2-83	1042463	2-83
1037358	2-11, 2-27, 2-85, 2-87, 2-95, 2-97, 3-13, 3-25	1039971	2-73	1042493	3-11
		1039999	2-73	1042511	3-11
1037476	2-87	1040019	2-95, 3-5	1042515	2-51
1037998	2-45	1040082	2-73	1042518	3-11
1038037	1-2, 2-65	1040091	2-113, 4-7	1042661	3-11
1038060	2-87	1040118	2-73	1042718	3-9, 3-11
1038070	2-75	1040146	2-5	1042785	2-95
1038101	2-87	1040162	2-61	1042791	2-7, 2-9
1038160	2-81	1040276	2-67	1042812	2-7
1038172	2-81	1040281	2-13	1042829	2-9
1038176	2-69, 2-71, 2-97	1040363	2-13	1042831	3-11
1038209	2-35, 2-37	1040400	2-67	1042855	2-95
		1040408	2-67	1042868	3-11

CROSS REFERENCE

Part Number	Page Number	Part Number	Page Number	Part Number	Page Number
1042885	3-25	1044605	3-19	1046428	2-7, 2-9, 2-85
1042888	3-25	1044606	3-17	1046507	3-15
1042954	1-1, 3-23	1044607	3-17	1046570	3-24
1042973	2-75, 2-77	1044608	3-19	1046613	2-43
1043045	3-23	1044610	3-19	1046624	3-17
1043049	3-7	1044611	3-19	1046632	3-15, 4-11
1043066	2-107	1044612	3-19	1046890	2-99
1043092	2-85	1044691	2-11	1046893	2-21
1043176	3-25	1044764	2-65, 2-67	1046928	2-77
1043183	3-25	1044768	2-65, 2-67	1046929	2-77
1043372	2-133	1044820	2-47	1046993	3-9, 3-11
1043373	2-133	1044939	2-65	1047015	3-9, 3-11
1043552	2-41	1044950	2-69, 2-71	1047073	2-69, 2-71
1043558	2-41	1044992	2-43, 2-45	1047096	2-69, 2-71
1043652	2-113, 2-115	1044998	2-81	1047225	3-23
1043747	2-45	1045009	3-23	1047418	2-65, 2-67
1043751	2-15, 2-35, 2-37	1045033	3-23	1047420	2-65, 2-67
1043754	2-111	1045061	2-85	1047543	2-65, 2-67
1043755	2-111	1045063	3-21	1047618	2-131
1043759	2-47	1045101	3-13, 3-15	1047619	2-131
1043760	2-15	1045109	2-81	1048261	2-13
1043762	2-15	1045112	3-23	1048335	2-85
1043813	2-45	1045125	2-107	1048353	2-85
1043869	2-85	1045128	2-83	1048740	3-15
1043896	2-47	1045151	3-23	1048743	3-15
1043927	2-85	1045153	3-23	1048891	2-69, 2-71
1043992	2-47	1045155	3-23	1048932	2-13
1043996	2-15	1045156	3-23	1048950	2-13
1044095	2-69	1045203	3-23	1048997	2-83
1044229	2-47	1045224	2-5	1049017	3-15
1044279	3-21	1045232	2-83	1049061	3-15
1044391	2-47	1045348	2-5	1049158	2-65, 2-67
1044419	2-69, 2-71	1045352	2-7, 2-9	1050295	3-15
1044420	2-69, 2-71	1045354	2-7, 2-9	1051052	2-13
1044565	2-37	1045357	2-65, 2-67	1052797	2-73
1044566	3-17	1045359	2-65	1053361	2-83, 2-85
1044568	3-19	1045366	2-7, 2-9	10552	2-41
1044569	3-15	1045487	2-21, 2-23, 2-87	10632-4	2-83
1044570	3-17	1045489	2-85	10632-8	2-11
1044572	3-15	1045525	2-13	10832	2-27, 2-111
1044573	3-15	1045681	3-23	11442-1	2-33
1044575	3-17	1045764	2-47	11531	2-49
1044576	3-15	1045804	3-15	11635	2-65
1044577	3-15	1045964	2-95, 2-97	11984	2-37
1044578	3-19	1045999	2-29, 2-31	12267	2-87, 2-95, 2-97
1044579	3-19	1046048	2-95	12277	2-99
1044580	3-15	1046052	2-95	13015	2-39
1044582	3-19	1046109	2-109	13248	2-63, 2-81, 2-83, 2-85, 2-113, 2-115,
1044583	3-19	1046121	2-103, 2-105		3-3, 3-5
1044584	3-19	1046184	3-15	13513	2-13
1044585	3-15	1046185	3-17	13773	2-99
1044588	3-19	1046186	3-15	13865	2-93, 3-7
1044589	3-19	1046190	3-17	13904	4-7, 4-9
1044590	3-17	1046191	3-17	13907	4-7, 4-9, 4-15
1044592	3-17	1046209	3-15	140962	2-13, 2-47
1044594	3-15	1046406	2-15, 2-19	14242	2-55, 2-57
1044595	3-19	1046408	2-73	14432	2-35, 2-37
1044597	3-15	1046413	2-15	14605	2-61
1044601	3-15	1046418	2-19	15331	2-61
1044602	3-19	1046426	2-11		

CROSS REFERENCE

Part Number	Page Number	Part Number	Page Number	Part Number	Page Number
15543	2-35	25014	2-41	33612	2-41
15675	2-71	25122	1-1, 2-107	33807	2-95
16082	2-89, 2-91, 3-7	25312	3-26	33928	2-59
16213	2-63	25537	2-13	33932	2-59
16391	2-85	25887	2-99	33948	2-81
16411	1-1	26496	2-45	34176	4-2
16412	1-1	26663	2-59	34178	4-13
16455	2-75, 2-77	27990	3-23	34357	2-109, 2-113, 2-115
16695	4-2, 4-3	29558	2-87, 2-93, 3-7	34738	2-47
16735	2-83, 2-111	30251	2-99	34816	2-21
16930	2-5, 2-69, 2-79	30252	2-99	34821	2-39
16931	2-39, 2-45, 2-83, 2-85, 2-99, 3-9, 3-11	30253	2-99	34823	2-39
17414	2-45	30255	2-99	35529	2-75, 2-77
19065	2-5, 2-59, 2-73	30407	3-7	35707	2-45
19066	2-21, 2-23, 2-29, 2-31, 2-75, 2-77, 2-87, 2-95, 3-3, 3-5, 3-9, 3-11	31241	2-83	35710	2-45
19207	2-133	31249	2-59	35973	2-99
19312	2-29, 2-31	31354	4-2, 4-3	360369	2-13
19313	2-39	31373	4-3	360370	2-13
19315	2-27, 2-29, 2-31	31375	4-2	360460	2-87
19317	2-29, 2-31	31380	4-3	360801	2-87
19583	2-51	31381	4-2	360943	2-65
19676	2-47	31385	4-3	361023	2-107
19760	2-45	31525	3-23	361075	2-21, 2-23
20634	2-85	31613	1-1, 2-107	361339	2-71, 2-85
21119	2-103, 2-105	31922	3-5	363087	2-95, 2-97
21168	2-11, 2-73	32126	2-51	36328	2-75, 2-77, 2-99
21194	2-49	32483	2-13, 2-63, 2-71, 3-3, 3-5	363976	2-39, 2-59, 2-61
21196	2-27	32485	2-21, 2-23, 2-27, 2-39, 2-55, 2-85, 2-87, 2-89, 2-99, 2-111, 3-23	365009	2-103, 2-105
21198	2-63, 2-111	32486	2-55, 2-57, 2-61, 2-87, 2-89	365073	2-111
21246	2-5	32490	2-27, 2-29, 2-31, 2-43, 2-47, 2-69, 2-71, 3-9, 3-11, 3-21	36661	2-85
21933	4-5	32491	2-5, 2-7, 2-9, 2-13, 2-19, 2-27, 2-35, 2-37, 2-41, 2-45, 2-47, 2-51, 2-63, 2-65, 2-67, 2-73, 2-83, 2-85, 2-93, 2-97, 3-7, 3-9, 3-11	367403	2-87
21934	4-5			367404	2-75, 2-77
21935	4-5			367679	2-65, 2-67
222158	2-69, 2-75, 2-77, 2-107	32492	2-7, 2-9, 2-27, 2-39, 2-41, 2-47, 2-61, 2-69, 2-71, 2-83, 2-89, 2-91, 2-93, 2-97, 3-7, 3-13, 3-23	367718	3-11
222159	2-69, 2-71, 3-21			367950	3-9
222196	2-89, 2-93, 3-7	32493	2-5, 2-27, 2-77, 2-79	367974	3-9, 3-11
222236	2-63	32522	2-55	368197	2-97
222290	2-21, 2-23, 2-131	32598	2-55, 2-57, 2-75, 2-77	369704	2-5
222460	2-55, 2-57, 2-87, 2-95, 2-97			369745	2-37
222497	2-41	32716	2-87, 2-95, 2-97	369746	1-1, 2-35, 2-37
22290	2-93, 3-7	32960	2-47	369747	2-35, 2-37
22297	2-49	32982	2-107	369781	2-55, 2-57, 2-87
22308-3	2-45	32983	2-13, 2-39	370008	2-3
223350	2-11	32984	2-27, 2-39	370009	2-3
223609	2-87	32987	2-51, 2-99	370181	2-7, 2-9, 2-53, 2-57
22654	4-2, 4-3	33580	4-13	371527	2-39
23156	2-45			371770	2-33
24012	2-41			371790	3-27
24047	2-45			371855	2-27
24265	2-67			371861	2-41
24339	2-51, 2-57			371865	2-39
24899	2-99			371866	2-27
24928-1	2-45			371868	2-27
24976	2-27			371869	2-27
				371870	2-27
				371871	2-39
				371872	2-39
				371876	2-27
				371877	2-27, 2-33
				371890	2-27

CROSS REFERENCE

Part Number	Page Number	Part Number	Page Number	Part Number	Page Number
371931	5-5	372002	2-27, 5-7	372237	2-131
371932	5-5	372003	5-7	372440	1-1, 2-43
371933	5-5	372004	5-7	372470	2-29, 2-31
371934	5-5	372005	5-7	372528	2-33
371935	5-5	372007	5-3	372529	2-33
371936	5-5	372008	5-3	372534	2-29, 2-31
371937	5-5	372009	5-11	372536	2-39
371940	5-8	372010	5-11	372539	2-33
371941	5-8	372011	5-11	372541	2-27
371942	5-5	372012	5-11	372543	2-29, 2-31
371943	5-8	372013	5-11	372544	2-29
371944	5-5	372014	5-11	372545	2-29
371945	5-5	372015	5-11	372547	2-29, 2-31
371946	5-5	372016	5-11	372548	2-29, 2-31
371947	5-7	372017	5-3, 5-11	372549	2-29, 2-31
371948	5-7	372018	5-3	372550	2-29, 2-31
371949	5-7	372019	5-3	372554	2-27
371950	5-7	372020	5-9	372556	2-27
371951	5-7	372021	5-9	372557	2-39
371952	5-7	372022	5-3	372560	5-8
371954	5-3	372023	5-3	372567	5-7
371955	5-3	372024	5-3	372571	1-1
371956	5-3	372025	5-3	372572	5-7
371957	5-3	372026	5-3	372573	5-3
371958	5-3	372027	5-3	372574	5-3
371959	5-8	372028	5-3	372575	1-1, 5-12
371960	5-8	372029	5-3	372579	2-31
371961	5-11	372030	5-3	372603	5-12
371964	5-5	372031	5-3	372615	1-1, 2-33
371965	5-5	372032	5-3	372616	5-11
371966	5-5	372033	5-3	372862	2-27
371967	5-5	372034	5-3	372863	3-27
371968	5-5	372035	5-3	372882	5-3
371969	5-5	372036	5-3	372953	2-27
371970	5-5	372037	5-3	373217	4-13
371971	5-5	372038	5-3	373226	4-13
371972	1-1, 2-27, 5-8	372039	5-3	373236	4-13
371973	5-8	372040	5-11	373291	4-13
371974	5-7	372041	5-11	373297	4-13
371975	5-8	372042	5-11	373298	4-13
371976	5-5	372043	5-11	373299	4-13
371978	5-5	372044	5-11	373317	4-15
371979	5-5	372046	5-11	373327	4-15
371980	5-7	372047	5-3	373336	4-15
371983	5-7	372048	5-3	373337	4-15
371984	5-7	372049	5-9	373346	4-15
371986	5-7	372050	5-9	373389	4-15
371987	5-7, 5-8	372051	5-9	373391	4-15
371988	5-7	372052	5-9	373393	4-15
371990	5-3, 5-7	372053	5-9	373394	4-15
371991	5-7	372054	5-12	373395	4-15
371992	5-8	372055	5-12	373396	4-15
371993	5-7	372056	5-12	373398	4-15
371994	5-7	372057	5-12	373402	4-15
371995	5-8	372058	5-12	373413	4-15
371996	2-27, 5-7	372059	5-12	373429	4-15
371997	5-7	372060	5-12	373430	4-15
371998	5-7	372066	5-9	373434	4-15
371999	5-3, 5-5	372235	2-131	373493	4-15
372001	5-7	372236	2-131	373545	4-13

CROSS REFERENCE

Part Number	Page Number	Part Number	Page Number	Part Number	Page Number
373637	4-7, 4-9	384442	2-41	39527	4-2
373639	4-7, 4-9	384961	5-5	39562	2-55
373640	4-7, 4-9	384962	5-8	395973	2-113, 2-115
373642	4-7, 4-9	384963	5-5	396213	2-103, 2-105
373646	4-7, 4-9	384964	5-5	396217	3-7
373647	4-7, 4-9	384966	5-7	396234	2-103, 2-105
373656	4-7, 4-9	384968	5-7	397225	2-65, 2-67
373657	4-7, 4-9	384970	2-33	397826	2-87
373658	4-7, 4-9	384971	2-33	39785	2-39
373663	4-7, 4-9	384972	2-29, 2-31	397889	2-21, 3-9, 3-11
373665	4-7, 4-9	384973	2-33	39810	2-27
373678	4-15	384974	2-29, 2-31	398279	1-1, 2-35, 2-37
373684	4-7, 4-9	384975	2-33	398481	2-133
373685	4-7, 4-9	384976	2-31	398501	2-21, 2-23
373690	4-7, 4-9	384977	2-33	398508	2-21
373691	4-7, 4-9	384978	2-33	398528	2-21
373692	4-7, 4-9	384979	2-33	398806	2-17, 2-19
373693	4-9	384980	2-31	40352	2-55
373694	4-7, 4-9	384983	2-33	40607	2-83
373695	4-13	384984	2-33	40625	2-109
373696	4-13	384985	2-29, 2-31	41139	2-39
373697	4-13	384986	2-33	41140	2-27, 2-85, 3-23
373698	2-51	384990	2-131	41142	2-5, 2-27, 2-39, 2-85
373699	4-15	384991	2-31	41178	2-65, 2-83
373700	4-15	384992	2-29	41186	2-63, 2-99
373701	4-15	384995	2-29, 2-31	41187	2-7, 2-9, 3-23
373702	2-75, 2-77	384996	2-31	41279	2-83
373707	2-111	384997	2-131	41342	2-87
373708	2-111	384998	2-131	41359	2-61, 2-63
373711	2-83	384999	2-131	41361	2-27, 2-39
373712	2-83	385029	2-27	41430	2-5, 2-27, 2-47, 2-57, 2-63, 2-71, 2-83, 2-87, 2-97, 3-11, 3-13, 3-23
374000	2-133	388552	5-11	41619	2-7, 2-9
374224	2-133	38968	4-13	42011	2-39
374560	2-51	39005	2-55, 2-93, 3-7	42120-1	2-75, 2-77
374563	2-51	390880	2-81	42223	2-51
374710	2-55	39239	2-21, 2-23	43290	2-93, 2-97, 3-7
37555	4-2, 4-3	392645	2-45	43555	3-23
377084	2-21, 2-23	39272	2-39	43611	2-65, 2-67, 2-73
377165	2-5	39277	2-47, 2-59, 2-83	43844	2-29, 2-33, 2-43, 2-47
377212	2-49	39278	2-41, 2-87	43958	2-51
377249	2-99	39279	2-75, 2-77	44869	2-83, 2-99, 2-113, 2-115
377537	1-1	39283	2-85, 3-13, 3-23	44961	2-89, 2-91
377538	1-1	39284	2-63, 3-23	45181	2-59
377540	1-1	39285	2-83, 2-85, 2-113, 2-115	45261	2-89, 2-93, 3-7
379607	2-89, 2-91, 3-7, 4-3	39309	2-25	45622	4-13
379608	2-99, 4-2	39311	2-39, 2-61, 2-85, 2-87	45623	4-13
379684	2-95	39312	2-97	45628	4-2, 4-3
379686	2-95	393209	2-39	45786	2-53, 2-57
379829	2-71	393215	2-83	46480	2-107
381391	2-47	39349	2-27, 2-39, 2-47, 2-51, 2-63, 2-83, 2-85, 2-87, 3-15	46481	2-107
381857	2-103, 2-105	39350	2-47, 2-51, 2-113, 2-115	46482	2-107, 2-113, 2-115
381865	2-103, 2-105	39394	2-89, 2-91, 3-7	46559	2-89, 2-91, 3-7
383139	2-99	39395	2-99	46563	2-59
383142	2-99	394916	2-131	47501	2-89, 2-91, 3-7
383143	2-99	394922	2-21, 2-23	47504	3-7
383160	1-1				
383161	2-5				
383194	2-97				
383205	2-95, 2-97				
383981	2-43				

CROSS REFERENCE

Part Number	Page Number	Part Number	Page Number	Part Number	Page Number
47508	2-89, 2-91, 2-111, 3-7	4925	2-3	66019	2-3
47512	2-113, 2-115	54927	2-3	66188	2-133
47638	2-75, 2-77, 2-107	54995	2-87, 2-95	66211	2-55
47790	2-45	55034	2-73	66213	2-55
47801	2-51	55586	2-47, 2-97	67665	2-57
47878	2-55	55685	2-51, 2-113, 2-115	67811	2-111
48985	2-55	55779	2-99	68106	2-27
49034	3-13, 3-15	55926	4-15	68441	3-7
49177	2-13	56185	2-25	68872	2-39
49263	2-47, 2-73	56186	2-21, 2-23	68873	2-39
49266	2-29, 2-47, 3-3, 3-5	56228	2-99	69234	2-33
49609	2-25	56690	2-25, 2-113, 2-115	69461	2-13
49697	2-83	56692	2-47, 2-111	69904	2-5
49800	2-15, 2-73	56820	2-51	69915	2-5
50335	2-27	56827	2-111	69972	2-75, 2-77
50902	2-45, 3-23	56976A	2-45	70096	4-15
51109	2-59	57773	2-27	70100	4-15
51225	2-89, 2-93, 3-7	57804	2-131	70157	2-51, 2-89, 2-91
51305	2-29, 2-33	57824	2-99	70158	2-55
51338	2-51, 2-55, 2-57	57912	2-29	70161	2-55
51339	2-51, 2-55, 2-57	57988	3-7	70280	2-53
51534	2-93, 3-7	58078	2-55	71373	2-55
51538	2-61, 2-89, 2-93, 3-7	58228	2-27	71539	2-29, 2-31
51560-5	2-35, 2-37	58494	2-15, 2-17	72381	2-133
51564	2-99	58589	2-45	72926	2-51
51715	2-99	58592	2-27, 2-107	72968	2-5, 2-67
51813	2-87	58842	2-51	72977	2-39
51839	2-29, 2-33	59009	2-59	72979	2-35, 2-37
52142	2-109	59192	2-7, 2-9	73109	2-107
52296	3-11	59194	2-9	73281	2-51
52405	4-13	59195	2-7	73411	2-63
52929	2-107	59440	2-3	73471	2-29, 2-33
53076	2-107, 2-111	59537	2-7	74040	2-17
53400-1	2-45	59538	2-9	74094	4-2, 4-3
53400-4	2-45	59542	2-75, 2-77	74095	4-2
53466	2-81	59577	2-25	74098	4-2, 4-7, 4-9
53468	2-89, 2-91, 3-7	59634	2-93, 3-7	74099	4-2
53816	2-53	59649	2-63	74100	4-2, 4-3
53817	1-1, 2-53	59658	2-87	74101	4-3
53818	2-53	59767	2-133	74122	4-13
53819-2	2-53	59899	2-87	74123	4-13
53819	2-53	60751	3-5	74125	4-13
53984	2-89, 2-91, 3-7	610943	3-9, 3-11	74165	4-13
54051	2-51	611140	3-17	74166	4-13
54052	2-51	61490	4-2	74167	4-13
54087	2-51	626081	2-65, 2-67	74168	4-13
54182	2-5	630448	2-69, 2-71	74174	4-2
54184	2-5	63234	2-85	74180	4-15
54190	1-1, 2-5	63378	2-13	74183	4-5
54204	2-99	63511	2-107	74185	4-5
54274	2-47, 2-83, 2-113, 2-115	63810	2-29, 2-33, 2-35, 2-37, 3-21	74193	4-5
54390	2-55, 2-57	63926	2-75, 2-77	74196	4-5
54400	2-55, 2-87	64173	2-87	74222	4-5
54577	2-55	64425	2-87	74225	4-15
54878	2-99	64489	2-87	74226	4-15
54911-32	2-49	64886	2-63	74232	4-5
54922	2-3	64886	2-51	74237	4-15
54923	2-3	65145-1	2-111	74243	4-5
		65232	4-3	74244	4-5
		66018	2-3	74245	4-5

CROSS REFERENCE

Part Number	Page Number	Part Number	Page Number	Part Number	Page Number
74249	4-13	9003865	3-3	9005082	2-13
74250	4-3	9003933	3-26	9005174	3-19
74259	4-15	9004070	3-7	99997	2-53
75575	2-69, 2-71	9004077	1-2		
75934	2-63	9004078	1-2, 2-69, 2-71		
762179	2-89, 2-91	9004080	3-27		
763042	2-87	9004081	3-27		
763045	3-9, 3-11	9004082	3-27		
76570	2-7, 2-9, 2-47, 2-63, 2-85, 2-87, 2-93, 3-7	9004083	3-27		
76825	2-35, 2-37	9004085	3-27		
768481	2-25	9004086	3-27		
769077	2-113, 2-115	9004100	3-27		
76958	2-39	9004107	3-25		
77003	4-7, 4-9	9004325	2-23		
77005	4-7, 4-9	9004513	2-23		
77006	4-7, 4-9	9004516	2-41		
77097	2-69, 2-71, 2-93, 2-97, 3-7	9004518	2-107		
77345	2-51	9004519	2-75, 2-77		
77473	2-103, 2-105	9004520	2-39		
78122	2-45	9004521	2-39		
79380	3-9, 3-11	9004524	2-13		
79399	2-27	9004527	2-75, 2-77		
79536	2-37	9004528	2-21, 2-23		
79828	4-13	9004529	2-21		
80395	2-89, 2-93, 3-7	9004541	1-1		
80491	2-65, 2-67	9004542	1-1		
81991	2-13	9004543	1-1		
82200	3-3	9004544	1-1		
82733	2-65, 2-67	9004545	1-1, 2-21, 2-23		
82739	2-83	9004574	2-61		
82839	2-61	9004575	2-61		
83159	3-5	9004590	4-11		
83161	3-3, 3-5	9004591	4-11		
83578	2-29, 2-33	9004592	4-11		
84170	2-63	9004593	4-11		
84581	2-89, 2-91, 3-7	9004594	4-11		
86240	2-55, 2-95, 2-97	9004595	4-11		
86328	2-49	9004596	4-11		
86799	2-11	9004597	4-11		
86866	2-61, 2-73	9004598	4-11		
86877	2-133	9004599	4-11		
86953	2-87	9004600	4-11		
87172	3-25	9004601	4-11		
87308	3-23	9004602	4-11		
87316	2-13	9004603	4-11		
87631	2-99	9004673	5-7		
87672	2-103, 2-105	9004674	5-11		
87816	2-59	9004675	5-11		
9000351	2-103, 2-105	9004815	2-65, 2-67		
9000355	2-43	9004865	2-57		
9000845	3-3	9004867	2-57		
9000846	3-5	9004868	2-57		
9000879	3-3, 3-5	9004869	2-57		
9003345	5-3	9004870	2-57		
9003390	2-29	9004871	2-57		
9003391	2-31	9004873	2-57		
9003635	3-13	9004940	2-5, 2-7, 2-9		
9003805	3-5	9004971	3-19		
		9004973	3-19		
		9004975	3-19		

PART DESCRIPTION TO PAGE NUMBER CROSS REFERENCE LIST

A

Actuator, Valve, Bypass, 4-15
 Adapter, Intake, Throttle Body, 2-29, 2-31
 Adapter, Valve, 400mm [Bosch], 2-31
 Adapter, Vent, Cab, 3-17
 Adaptor Assy, Pump, Hyd, 4-15
 Adjuster Kit, Manual, W/ Pivot, 2-57
 Alarm Assy, Backup, 12-24vdc
 82-107dba, 3-3, 3-5
 Alternator, 12vdc 075a [Multi Grv], 2-39
 Angle Wldt, Bmpr, Tower, Lh, 3-25
 Angle Wldt, Bmpr, Tower, Rh, 3-25
 Angle, Guide, 2-15, 2-73
 Angle, Keeper, Cable, 2-95
 Angle, Mtg, Ground, 3-23
 Angle, Mtg, Stl, .19 2.3 3.7 01.0l 3hole,
 2-17
 Angle, Sppt Wldt, Hinge, 2-15
 Angle, 2-93, 3-7
 Arm Wldt, Brush, Main, Drive, Lh, 2-99
 Arm Wldt, Brush, Side, 2-89, 2-93, 3-7
 Arm Wldt, Lever, 2-87
 Arm Wldt, Neutral, 2-63
 Arm Wldt, Safety, 2-73
 Arm, Brush, Main, W/ Label, 2-99
 Arm, Brush, Side, 2-89
 Arm, Lift, Hppr, W/ Label, Replmt, 2-75,
 2-77
 Arm, Linkage, Side Brush, 2-93, 3-7
 Arm, Rocker, Valve, 5-3
 Arm, Safety, Hppr, W/ Label, Replmt,
 2-75, 2-77
 Arm, Wiper, Cab, 3-15

B

Ball, Camshaft, 5-11
 Bar, Flat, Ss 0.12 01.00 X 18.5l, 4/0.5h,
 2-75
 Bar, Flat, Stl 0.19, 01.50 X 04.1l, 2-51
 Base Assy, W/ Pulley [Gm1.6l 2007], 2-39
 Battery, Wet, 12vdc 0475cca, 2-39
 Bearing Kit [CI], 4-5
 Bearing Kit, Cshft, 1.989-1.995mm
 (Brown), 5-5
 Bearing Kit, Cshft, 1.989-1.995mm (Green
 Blue), 5-5
 Bearing Kit, Cshft, 1.995-2.001mm (Brown
 Blue), 5-5
 Bearing Kit, Cshft, 1.995-2.001mm
 (Green), 5-5
 Bearing Kit, Cshft, 2.114-2.120mm, 5-5
 Bearing Kit, Cshft, 2.120-2.126mm, 5-5
 Bearing Kit, Rod, Connecting, Std, 5-5
 Bearing, Ball, 8mmb X 22mmd X 7mmw,
 2-63
 Bearing, Ball, 1.38b 2.83d 0.67w, 2-99
 Bearing, Cone, 1.38b 0.71w, 2-51, 2-55,
 2-57
 Bearing, Cone, Pump, Hyd, 4-15

Bearing, Cup, 2.56d 0.55w, 2-51, 2-55,
 2-57
 Bearing, Cup, 4-15
 Bearing, Flng, 0.75b 1.00d 0.75l, Bnz,
 2-63
 Bearing, Flng, 2hole, 0.75b, 2-59
 Bearing, Journal-1.25 I.D. X .75 Lg, 2-69,
 2-71
 Bearing, Self Align, 1.25b 2.00d, 2-75,
 2-77
 Bearing, Thrust, 0.66b 1.25d 0.06w, 2-95
 Bearing, Thrust, Motor, Hyd, 4-2, 4-3
 Bearing, Thrust, Pump, Hyd, 4-15
 Bearing, W/ Collar, 0.75b 1.85d 1.06w,
 2-99
 Belt, Ribbed, 38.5l, 2-39
 Belt, Ribbed, 39.0l, 1-1
 Belt, Ribbed, 55.1l, 1-1, 3-23
 Belt, Timing, 5-11
 Bezel, Switch [3 Gang], 2-21, 2-23
 Blade, Wiper, Cab, 3-15
 Block, Short, Eng, W/ Piston & Ring, 5-5
 Block, Spacer, Hinge, 3-9
 Blown, Fan, Motor, 4-11
 Bolt Kit, M10 X 1.50 X 16, Thin, 2-25
 Bolt, Bracket, Sensor,Cshft Position, 5-7
 Bolt, Bracket,Screen,Oil Pump,M6x1x1,
 5-7
 Bolt, Camshaft Cover, 5-3
 Bolt, Carriage, M8 X 1.25 X 30, 2-65,
 2-67
 Bolt, Carriage, M8 X 1.25 X 40, 2-5
 Bolt, Connecting Rod, 5-5
 Bolt, Cover, Camshaft, M6 X 1 X 22, 5-11
 Bolt, Cover, Oil Pump, M6 X 14, 5-7
 Bolt, Cover, Water Pump, 5-7
 Bolt, Eng Cover, M6 X 1 X 13, 5-11
 Bolt, Eye, M10 X 1.50 X 117mm, 08.00
 Eye, 2-97
 Bolt, Flywheel, 5-5
 Bolt, Head. Cyl, 5-3
 Bolt, Hold-Down, Battery 08.5l, 2-39
 Bolt, Hsng, Thermostat, 5-3
 Bolt, M08 X 1.25 X 25mm, 5-5
 Bolt, M10 X 1.50 X 75mm, 5-5
 Bolt, Motor, Hyd, 4-13
 Bolt, Oil Pump Screen/Camshaft Cover,
 5-7
 Bolt, Pan, Oil, 5-8
 Bolt, Pulley, Cshft, 5-5
 Bolt, Pump, Oil, 5-7
 Bolt, Retainer, Camshaft, M6 X 1 X 16,
 5-11
 Bolt, Sensor, Position, Cshft, 5-7
 Bolt, Shield, Manifold, Exhaust, 5-9
 Bolt, Shld, .25d X 1.25, #10-24, 2-59
 Bolt, Shld, .31d X 1.00, .25-20, 2-63
 Bolt, Shld, 1.37d X 5.13l, 1.1-18 Drilled,
 2-51
 Bolt, Soc Head, M5 X 80 X 35, 2-31

Bolt, Sprocket, Camshaft, M10x1.25x60,
 5-11
 Bolt, Tensioner [Gm], 5-11
 Bolt, Tensioner, Timing Belt,M8x1.25x48,
 5-11
 Bolt, Tube [Pvc], M6 X 1 X 15, 5-3
 Boot, 90deg .50id 1.00id 2.50l, Red, 2-39,
 3-21
 Boot, Terminal, Battery, 02-01ga, Blk,
 2-39
 Boot, Terminal, Battery, 02-01ga, Red,
 2-39
 Box, Instrument, li, Trimmed, 2-21, 2-23
 Box, Pre-Filter, Lower, Trimmed, 2-81
 Box, Pre-Filter, Upper, 3 X 4, Trimmed,
 2-81
 Brace Wldt, 2-15
 Bracket Wldt, Brush, Side, 2-87
 Bracket Wldt, Light, Fish, 3-3, 3-5
 Bracket Wldt, Linkage, Propel, 2-63
 Bracket Wldt, Mtg, Bmpr, 3-25
 Bracket Wldt, Mtg, Compressor, 3-23
 Bracket Wldt, Mtg, Cyl, 2-97
 Bracket Wldt, Mtg, Radiator, 2-47
 Bracket Wldt, Mtg, Regulator, Lpg, 2-33
 Bracket Wldt, Mtg, Shagr, 2-85
 Bracket Wldt, Reservoir, Hyd, 2-107
 Bracket Wldt, Tank, Lpg, 2-45
 Bracket Wldt, Wand, 3-11
 Bracket Wldt, 2-87
 Bracket, Alternator, 2-39
 Bracket, Anchor, Strap, Alternator, 2-39
 Bracket, Angle, Hold-Down, Battery, 2-39
 Bracket, Angle, Keeper, Cable, 2-55, 2-87
 Bracket, Angle, Mtg, Relief Valve, 2-45
 Bracket, Angle, Mtg, Seat, 2-13
 Bracket, Brush, Stop Adj, 2-97
 Bracket, Coil, Mtg, 4-11
 Bracket, Exhaust, 2-41
 Bracket, Flap, Recirculation, 2-5
 Bracket, Grill, 2-15
 Bracket, Hinge, 3-11
 Bracket, Latch, Lh, 2-73
 Bracket, Latch, Rh, 2-73
 Bracket, Lift, 2-95
 Bracket, Mtg, Air Deflector, 3-11
 Bracket, Mtg, Air-Clnr, 2-15, 2-35, 2-37
 Bracket, Mtg, Cntrl, Eng, 2-29, 2-31
 Bracket, Mtg, Cooling Shrd, 2-47
 Bracket, Mtg, Eng, 2-27
 Bracket, Mtg, Fan Shrd, 2-47
 Bracket, Mtg, Filter, 2-81
 Bracket, Mtg, Fltr, 2-83
 Bracket, Mtg, Heat Shield, 2-41
 Bracket, Mtg, Lh, 2-99
 Bracket, Mtg, Mirror, Lower, 3-15
 Bracket, Mtg, Mirror, Upper, 3-15
 Bracket, Mtg, Mirror, 3-13, 3-15
 Bracket, Mtg, Motor, Side Brush, 2-89,
 2-91, 3-7
 Bracket, Mtg, Rh, 2-99

CROSS REFERENCE

- Bracket, Mtg, Switch, 2-75, 2-77
Bracket, Mtg, Tank, 2-47
Bracket, Mtg, Tube, 3-9, 3-11
Bracket, Mtg, Wand, 3-9, 3-11
Bracket, Retainer, Dust Seal, 2-81
Bracket, Retainer, Safety, 2-63
Bracket, Retainer, Seal, 2-7, 2-9
Bracket, Retaining, Wire, Sparkplug, 5-12
Bracket, Screen, Oil Pump, 5-7
Bracket, Seal, Chute, 2-69, 2-71
Bracket, Seal, Lh, 2-65, 2-67
Bracket, Seal, Rh, 2-65, 2-67
Bracket, Sensor, Position, Cshft, 5-7
Bracket, Skirt, 2-7, 2-9
Bracket, Sppt, Hppr Seal, 1-2, 2-65, 2-67
Bracket, Sppt, Hyd Tube, 2-111
Bracket, Sppt, Ohg, 3-13, 3-15
Bracket, Sppt, 3-23
Bracket, Support, Hinge, 2-65
Bracket, Switch, Reverse, 3-3, 3-5
Bracket, Switch, 2-95, 2-97
Bracket, U, .12, 1.2w 2.3 1.0l, 2/0.6h, 2-87
Bracket, U, .19, 2.8w 0.9 1.0l, 1/0.3h, 2-99
Brake Assy, Drum, Mech, 07.9d [6600]],
2-55
Brake Kit, Repair, 2-55
Brake Wldt, Parking, 2-59
Brake, Knot, Lh, 7.0d, 2-57
Brake, Knot, Rh, 7.0d, 2-57
Brush, Disk, Swp, 25.4 D, Flat Wire, 2-3
Brush, Disk, Swp, 26.0 D, Nylon, 2-3
Brush, Disk, Swp, 26.0 D, Polypropylene,
2-3
Brush, Swp, 45l, 5 Double Row Patrol,
Nylon, 2-3
Brush, Swp, 45l, 8 Double Row, Nylon,
2-3
Brush, Swp, 45l, 8 Double Row,
Polypropylene & Wire, 2-3
Brush, Swp, 45l, 8 Double Row,
Polypropylene, 2-3
Brush, Swp, 45l, 8 Double Row, Wire, 2-3
Brush, Swp, 45l, 24 Single Row, Natural
Fiber & Wire, 2-3
Brush, Swp, 45l, 24 Single Row, Nylon,
2-3
Brush, Swp, 45l, Sand Wedge,
Polypropylene, 2-3
Brush, Swp, 45l, Window, Polypropylene,
2-3
Bumper Kit, Corner, Ci, [S30], 3-25
Bumper Wldt, Front, 2-75, 2-77
Bushing, Fng, 0.44b 1.25d 0.25l, 2-95,
2-97
Bushing, Sleeve, 0.31b 0.55d 0.38l, Oib,
2-61
Bushing, Sleeve, 0.37b 0.50d 0.50l, Oib,
2-59
Bushing, Sleeve, 0.50b 0.59d 0.38l, Stil,
2-87
Bushing, Sleeve, 0.50b 0.59d 0.62l, Fgl,
2-93, 3-7
Bushing, Sleeve, 1.00b 1.13d 0.99l, Fgl,
2-75, 2-77
Button, Cntrl, Horn, 2-25
- C**
- Cable, 06ga 13.0l Blk, 2-27
Cable, 06ga 16.0l Red .38ring /.38ring,
2-39
Cable, Battery, 02ga 33.0l Red .38ring,
2-39
Cable, Battery, 02ga 36.0l Blk .38ring,
2-39
Cable, Brake, 2-55
Cable, Glv .09d 013.0l .38eye /.38eye,
2-47
Cable, Glv .13d 010.0l .52eye /.52eye,
3-25
Cable, Glv .13d 063.4l .50eye / M10, 2-87
Cable, Glv .19 24.5l .3 Eye / M10, 2-95
Cable, Glv .19d 009.88l .38eye / M10,
2-97
Cable, Push / Pull, 062.5l M6x1.0/M6x1.0,
2-63
Cable, Push / Pull, 070.4l M6x1.0/M6x1.0,
2-61
Cam, 4-15
Camshaft, 5-11
Cap, Breather, Hyd (CE Only), 2-107
Cap, Breather, Hyd, 2.4 Ds, 1-1, 2-107
Cap, Enclosure, Hose, 3-9, 3-11
Cap, End, Motor, Hyd, 4-3
Cap, End, Valve, Steering, 4-5
Cap, Filler, Oil, W/ Org, 5-3
Cap, Fuel, Tank, 2-43
Cap, Hub, Dust, 2.57d 0.77l, 2-55, 2-57
Cap, Radiator, 14psi [Stant Ao-2516],
2-47
Cap, Screw, Strg Valve, 4-2
Cap, Spring, Valve, 5-3
Cap, Valve, Tire, Tubeless [Schrader],
2-53, 2-57
Cap, Vinyl, 3.28d 0.45l, 2-99
Chain, Coil, Str, 2/0, 06.9l 05 Link, 2-5
Channel, .12, 1.5w 0.5 44.6l, 3/0.4h, 2-5
Channel, Mtg, Fan Motor, 2-47
Channel, 2-11
Clamp, Bridge, 5.0, 3-11
Clamp, Cable, Ss, 2.50d X 1.00w, 1hole,
2-51, 2-89, 2-91
Clamp, Cable, Stil, 0.75d X 0.75w, 1hole,
2-111
Clamp, Cable, Stil, 1.00d X 0.75w, 1hole,
2-33
Clamp, Cable, Stil, 1.50d X 0.75w, 1hole,
2-49
Clamp, Cable, Stil, 1.50d X 1.00w, 1hole,
2-81
Clamp, Cable, Stil, 1.75d X 1.00w, 1hole,
2-89, 2-91, 3-7
Clamp, Cable, Stil, 2.00d X 0.75w, 1hole,
2-43
Clamp, Hose, 1.0, 2-33
Clamp, Hose, 1.75 [Pcv], 5-3
Clamp, Hose, Spring, 0.62d, 2-33
Clamp, Hose, Spring, 0.75d, 2-33
Clamp, Hose, Wormdrive, 0.25-0.62d,
.31w, 2-29, 2-33, 2-43, 2-47
Clamp, Hose, Wormdrive, 0.56-1.06d,
.56w, 2-29, 2-33, 2-35, 2-37, 3-21
Clamp, Hose, Wormdrive, 1.06-2.00d,
.56w, 2-49
Clamp, Hose, Wormdrive, 1.56-2.50d,
.50w, 2-49
Clamp, Hose, Wormdrive, 1.81-2.75d,
.50w, 2-35, 2-37
Clamp, Hose, Wormdrive, 2.50-3.50d,
.50w, 3-23
Clamp, Hose, Wormdrive, 3.75-4.62d,
.62w, 3-9, 3-11
Clamp, Mtg, Fltr, Air, 2-35, 2-37
Clamp, Muffler, 1.62d, 2-41
Clamp, Tube, 0.37d 0.50d, 2 Hole, 2-111
Clamp, Tube, 0.50d 0.50d, 2 Hole, 2-111
Clevis Wldt, Adj, .50pin 0.50-20, PI,
2-55
Clevis, Adj, 0.38pin, 0.50-20thd, 2-55
Clevis, Adj, 0.38pin, M10x1.5, 2-87, 2-95,
2-97
Clevis, Adj, M6 Pin, M6 X 1.0 Rh, PI, 2-61
Clip, .250h, Plstc [Pine-Tree], 2-11, 2-73
Clip, Keeper, Blower Mtg, 4-11
Clip, Keeper, Open, 3-7
Clip, Rod, Cab, 3-19
Clip, Spring, Prop Arm, 2-75, 2-77
Clip, Spring, 2-57
Coil, Heater / Evaporator, 4-11
Coil, Ignition, 5-12
Column, Steering, Tilt, 2-25
Compressor, A/C, 6v Pully [134,
Tm-08hd], 3-23
Condenser, Ac, 3-23
Connector, Fuel, E90, Qf, 2-43
Connector, Fuel, Qf, 2-43
Cooler, Hyd, 18gpm 400btu Of12 20x8x2,
2-109
Cord, Sponge, 1-2, 2-69, 2-71
Coupling, Drive, 13t, 2-27
Cover Assy, Hppr, 2-73
Cover Assy, Rear, 2-15
Cover Wldt, Top, 2-17
Cover, Access, 4-11
Cover, Belt, Timing, Front, 5-11
Cover, Belt, Timing, Upper Front, 5-11
Cover, End, 4-15
Cover, Fuse, Cab, 3-17
Cover, Gas, W/ Label, Replmt, 2-13
Cover, Hose, Plstc, Cab, 3-15
Cover, Hose, 2-33
Cover, Hsng, Camshaft, 5-3, 5-11
Cover, Hsng, Flywheel, 2-27
Cover, Latch, Cab, 3-19
Cover, Lntl, Lh, 2-11
Cover, Lntl, Rh, 2-11
Cover, Lpg, 2-13
Cover, Motor, Wiper, Cab, 3-15

Cover, Pump, Oil, 5-7
 Cover, Side, Lh, 2-19
 Cover, Side, Rh, 2-11
 Cover, 4-11
 Crankshaft, 5-5
 Cylinder, Hyd, 1.5b 06.3l 01.50strk 2500, 2-93, 3-7
 Cylinder, Hyd, 2.0b 08.0l 04.00strk 2500, 2-69, 2-71, 2-97
 Cylinder, Hyd, 2.0b 15.0l 08.00strk 1500, 2-51
 Cylinder, Hyd, 2.5b 28.6l 18.62strk 3000, 2-75, 2-77

D

Deflector, Air, 3-11
 Diode, Ele, Plug (CE Only), 2-131
 Diode, Ele, Plug, 2-21, 2-23
 Dipstick, Oil, 5-8
 Disc, 0.06, 04.39d 01.67b, 4/.30h 3.8bc, 2-99
 Disc, 0.08, 04.39d 02.56b, 4/.28h 3.8bc, 2-99
 Door Assy, Cab, 3-19
 Door Wldt, Brush, Lh, 2-9
 Door Wldt, Brush, Rh, 2-7
 Door Wldt, Dust, 2-69, 2-71
 Door Wldt, Hppr, 2-69, 2-71
 Door Wldt, Rh, Cab, 3-19
 Door Wldt, Shagr, 2-85
 Door Wldt, Vacuum, 3-9
 Door Wldt, 2-65, 2-67
 Door, Access, 2-13, 2-47
 Door, Vacuum, 3-9
 Drive, Motor, Hyd, 4-2, 4-3, 4-13
 Driveshaft, Pump, Hyd, 4-15
 Drum Assy, Brake, 2-57
 Dryer, A/C, 3-23
 Duct Wldt, Chute, Dust, 34 Deg, 2-83
 Duct, Outlet, Vacuum, 2-83
 Duct, Vyl, 0.74 X 1.50 .75d Max 48.0l, 2-73

E

Element, Fltr, Air [Dn], 1-1, 2-35, 2-37
 Element, Fltr, Air, Safety, 1-1, 2-35, 2-37
 Element, Fltr, Oil, Eng, Spin-On, 1-1, 2-27, 5-8
 End Cap, Motor, Hyd, 4-2
 Engine, Block, Long [Gm1.6l] (See Engine Breakdown), 2-27
 Extinguisher Kit, Fire, Ci [S30], 3-26
 Extinguisher, Fire, 2.5 Lb Dry, 3-26

F

Fan, Cooling, 14.1d, 6 Blade, 0.5b Taper, 2-47
 Fastener, Wire, Tie [Button Head], 2-21, 2-23

Filter Assy, Air, 2-37
 Filter Assy, Hyd, 10mic, 1-1, 2-107
 Filter Kit, Fuelock, Lpg, 1-1, 2-33
 Filter, Air, 2.0 Inlet, Str, 2-35
 Filter, Cyl, 11.09d, 13.31l, 6.6 Id, 1-1, 2-85
 Filter, Fuel [Gm 1.6l/3.0l], 1-1, 2-43
 Filter, 4-11
 Fitting Kit [Epr], 2-33
 Fitting, Adapter, Orifice, Pf06/Pm06, 2-29
 Fitting, Brs, Breather [02mp], 2-83
 Fitting, Brs, E45, Pf02/Pm02, 2-27
 Fitting, Brs, E90, Em05/Pm04, 2-43
 Fitting, Brs, E90, Em10/Pm06, 2-29, 2-33
 Fitting, Brs, Qdc, Pf04, Lpg Fem, 2-45
 Fitting, Brs, Str, Bm03/Pm02, 2-83
 Fitting, Brs, Str, Pf04/Pf04, Bh, 2-45
 Fitting, Brs, Str, Pf04/Pm02, 2-29, 2-33
 Fitting, Brs, Str, Pm02, Hex Plug, 2-83
 Fitting, Brs, Str, Pm02, Service, 2-35, 2-37
 Fitting, Draincock, .25npt, 2-49
 Fitting, Draincock, E90, .25npt, 2-29, 2-33
 Fitting, E90, Bm10/Pm08, 4-11
 Fitting, E90, M14 X .56, 2-27
 Fitting, E90, 2-31
 Fitting, End, Hose, 2-27
 Fitting, Fltr, Oil, 5-8
 Fitting, Fuel, Str, 0.38-24 [07 Eng], 2-43
 Fitting, Fuel, Str, 0.56-18 [07 Eng], 2-43
 Fitting, Grease, Str Pm04 .47l, 2-75, 2-77
 Fitting, Grease, Str Pm04 .63l, 2-51
 Fitting, Hyd, Cap, Jf06, 2-109
 Fitting, Hyd, E45, Jf04/Jm04, 3-7
 Fitting, Hyd, E45, Jm04/Om06, 2-83
 Fitting, Hyd, E45, Pf04/Pm04, 2-45
 Fitting, Hyd, E90, Jf06/Jm06, 3-7
 Fitting, Hyd, E90, Jf10/Jm10, Splc, 2-111
 Fitting, Hyd, E90, Jm04/Om04, 2-69, 2-71, 2-93, 2-97, 3-7
 Fitting, Hyd, E90, Jm04/Om06, 2-75, 2-77, 2-107
 Fitting, Hyd, E90, Jm06/Om06, 2-51
 Fitting, Hyd, E90, Jm06/Om08, 2-113, 2-115
 Fitting, Hyd, E90, Jm08/Om08, Med, 2-99
 Fitting, Hyd, E90, Jm10/Om08, 2-111
 Fitting, Hyd, E90, Jm10/Om12, 2-107, 2-111
 Fitting, Hyd, E90, Jm12/Om08, 2-111
 Fitting, Hyd, E90, Jm12/Om12, 2-107
 Fitting, Hyd, E90, Jm16/Om12, 2-109
 Fitting, Hyd, E90, Jm20/Om20, 2-107
 Fitting, Hyd, E90, Splc, 2-33
 Fitting, Hyd, Plug, Jm10, 2-107
 Fitting, Hyd, Plug, Om04, 4-7, 4-9
 Fitting, Hyd, Plug, Om06, 2-107, 2-113, 2-115
 Fitting, Hyd, Plug, Om08, 4-7, 4-9
 Fitting, Hyd, Plug, Pm02, 2-107
 Fitting, Hyd, Rst, Jf04/Jm04, .047, 2-75, 2-77
 Fitting, Hyd, Str, Jm04/Om04, 2-47, 2-97

Fitting, Hyd, Str, Jm04/Om06, 2-51, 2-113, 2-115
 Fitting, Hyd, Str, Jm06/Om06, Long, 2-25
 Fitting, Hyd, Str, Jm06/Om06, 2-25, 2-113, 2-115
 Fitting, Hyd, Str, Jm06/Om10, 2-89, 2-91, 2-111, 3-7
 Fitting, Hyd, Str, Jm08/Om08, 2-83, 2-99, 2-113, 2-115
 Fitting, Hyd, Str, Jm08/Om10, 2-47, 2-111
 Fitting, Hyd, Str, Jm10/Om10, 2-107
 Fitting, Hyd, Str, Jm10/Om12, 2-51
 Fitting, Hyd, Str, Jm16/Om12, 2-109, 2-113, 2-115
 Fitting, Hyd, Str, Jm16/Om16, 2-107
 Fitting, Hyd, Str, Jm20/Om16, 2-111
 Fitting, Hyd, Str, Om04/Qm04, 2-113, 2-115
 Fitting, Hyd, Str, Om06/Qm04, 2-113, 2-115
 Fitting, Hyd, Str, Pf02/Pm04, 2-45
 Fitting, Hyd, Tee, Jf04/Jm04/Jm04, Run, 3-7
 Fitting, Hyd, Tee, Pf04/Pf04/Pm04, Run, 2-45
 Fitting, Nipple, .25mal, 2-33
 Fitting, Pipe, Bshg, M18 X 1.5, 2-27
 Fitting, Pipe, E45, Splc, 2-45
 Fitting, Pipe, E90, Pf02/Pm02, 2-37
 Fitting, Pipe, Plug, Pm02, Soc Head, 2-41
 Fitting, Pipe, Plug, Pm04, Sq Head, 2-43
 Fitting, Pipe, Plug, 2-27
 Fitting, Plug, M16, Intake Manifold, 2-29, 2-31
 Fitting, Plug, O-Ring, #4, 4-2
 Fitting, Plug, O-Ring, Motor, Hyd, 4-2
 Fitting, Plug, O-Ring, 4-15
 Fitting, Plug, Org, #6, Valve [Cec], 4-7, 4-9
 Fitting, Vacuum [M16-15-6h], 2-29, 2-31
 Flange Wldt, Fltr, 2-85
 Flange, Brg, 1.9id 2h, 2-99
 Flange, Motor, Hyd, 4-2, 4-3
 Flap Assy, Seal, Dust Chute, 2-83
 Flap, Tire/Tube, 570/500-8, 2-53
 Flap, Wand, Vacuum, 3-9
 Flasher, 12-80vdc, 2a, 3-3, 3-5
 Flasher, Hd, 12vdc 25a [10-57300], 3-5
 Flywheel, 5-5
 Frame Wldt, Main [S30], 2-5
 Fuelline, .31d Str/Str, Plstc [8200], 2-43
 Fuelline, .31d Str/Str, Plstc, 2-43
 Fuse Block, Decal, 3-17
 Fuse, 10 Amp, 2-131
 Fuse, 15 Amp, [Min-15], 2-131
 Fuse, 20 Amp, [Min-20], 2-131
 Fuse, 5 Amp, [Min-5], 2-131
 Fuse, 60 Amp, 2-131
 Fuse, 60a, 32vdc [Fem Maxi], 3-21
 Fuse, Blade, 060a [Maxi], 2-21, 2-23
 Fuse, Blade, 15a, 32v [Mini], 2-21, 2-23
 Fuse, Blade, 20A, 32Vdc, 3-17
 Fuse, Blade, 2Amp, 3-17

CROSS REFERENCE

Fuse, Blade, 5A, 32Vdc, 3-17
Fuseholder, Cab, 3-17

G

Gasket Kit, Repair, Gas [Gm1.6l 2007], 2-29
Gasket Kit, Repair, Lpg [Gm1.6l 2007], 2-31
Gasket, 2.00, 06.30w 10.63l, Adh, 2-83
Gasket, Body, Throttle [1.6l], 2-29
Gasket, Cover, Hsng, Camshaft, 5-3
Gasket, Exhaust, .07, 1.63id, 2/3.4bc, 2-41
Gasket, Flng, Pipe, Exhaust, 2-41
Gasket, Head, Cyl, 5-3
Gasket, Manifold, Exhaust, 5-9
Gasket, Manifold, Intake, 2-29, 5-9
Gasket, Neo, .06, 02.00w 02.00l, Adh, 2-85
Gasket, Pan, Oil, 5-8
Gasket, Panel, Instmt, 2-21
Gasket, Panel, Switch, 2-21, 2-23
Gasket, Plug, Relief Valve, Oil Press, 2-27, 5-7
Gasket, Pump, Oil, 5-7
Gasket, Rbr, .13, 07.87w 09.84l, Adh, 2-13
Gasket, Rbr, Dust Chute, 2-69, 2-71
Gasket, Rbr, Pedal, Propel, 2-61
Gasket, Sender, Fuel, 2-43
Gasket, Sensor, Thermal, 2-65, 2-67
Gasket, Tube [Pcv], 5-3
Gasket, Harness, 2-21, 2-23
Gasspring, 072lb, 06.2strk, 2-15, 2-17
Gear, Drive, Oil Pump, 5-7
Gear, Ring, Drive, Oil Pump, 5-7
Geroler, Motor, Hyd, 4-13
Gerotor Set, Motor, Hyd, 4-2, 4-3
Gerotor, Pump, Hyd, 4-15
Grill, Cooler, Oil, 2-15
Grill, Eng, 2-15
Grill, Rear, 2-15
Grill, 2-15
Grommet, 1" Universal, 3-17
Grommet, Rbr, .25ld .375Od, 4-11
Grommet, Rbr, .50ld 1.0Od, 4-11
Grommet, Rbr, 0.62id, F/0.9h, .06 Matl, 2-83
Grommet, Rbr, 0.75id, F/1.3h, .12 Matl (CE Only), 2-11
Guard Wldt, Ohg, Top, 3-13
Guard, Belt, Gas/Lp, W/ Label, Replmt, 2-39
Guard, Brush [6400 355], 2-91
Guard, Brush, 2-89, 3-7
Guard, Hose, Rbr, 5.0l, 2-89, 2-91
Guard, Hose, Wrap, Plstc, 37.0, 2-51
Guard, String, Motor, Brush, 2-89, 2-91, 3-7

H

Handle, Cab, 3-19
Handle, Latch, Cab, 3-19
Handle, Locking, Cab, 3-19
Harness, Backup, Rev [S30], 3-3, 3-5
Harness, Cab, S30, 3-24
Harness, Cover, Hppr [S30], 2-131
Harness, Hppr [S30], 2-131
Harness, Main [Premium, Mid, Coyote] (S30 XP Only), 2-131
Harness, Main, Base [Mid, Coyote] (S30 Only), 2-131
Harness, Ohg [S30], 3-3, 3-5
Harness, Pump, Fuel [Coyote], 2-43
Harness, Switch, Seat, Ce [S30 Xp] (CE Only) (S30 XP Only), 2-131
Harness, Switch, Seat, Ce [S30] (CE Only), 2-131
Harness, Wire, Eng, Gas [Gm 1.6L], 2-131
Harness, Wire, Eng, Lpg [Gm 1.6l], 2-131
Head, Cyl, 5-3
Headlight, 12vdc, 35watt 2.8a, Halogen, 2-73
Heater & A/C Assy, W/Fan (See Breakdowns), 3-15
Heater & A/C Assy, W/Fan, 4-11
Hinge Wldt, Shrd, Lh, 2-19
Hinge Wldt, Shrd, Lower Lh, 2-19
Hinge Wldt, 2-65, 2-67
Hinge, .25pin .12 4.0w 04.0l, 4/.44sl, 2-15
Hinge, .40pin 2.2w 02.0l, 4/0.21h, 3-9, 3-11
Hinge, Cab, 3-19
Hinge, Rbr, 2-69, 2-71
Hinge, 2-13, 2-17
Hopper Wldt, Stil, Rear Dump, 2-67
Hopper, Plstc, Trimmed, 2-65
Horn, 12vdc, DbA [Wolo], 2-5
Hose [Epr To Manifold], 2-33
Hose [Mixer To Epr], 2-33
Hose [Pcv], 5-3
Hose Assy, W/2cuff, 4.0d 156l 4.0/4.0, 3-9, 3-11
Hose, A/C, 06, E90/E90, 043.0l [R134], 3-23
Hose, A/C, 06, E90/E90, 052.0l [R134], 3-23
Hose, A/C, 08, E90/E90, 052.0l [R134], 3-23
Hose, A/C, 10, E90/E90, 060.0l [R134], 3-23
Hose, Afmkt, Rbr, Heater, 0.62id, 20ft, 3-21
Hose, Drain, Overflow, Radiator, 2-47
Hose, Exhaust, Vacuum, 5.0id, 40.0l, 3-11
Hose, Fuel, 0.31id [Evap Emission 07], 2-43
Hose, Heater, 0.62id, 020.0l, 2-35, 2-37
Hose, Heater, E90, 0.62id, 60.0 4.0, 2-29
Hose, Hyd, 26.0l, 2-27
Hose, Hyd, Med04, Jf04e45/Jf04str, 038.0, 2-103, 2-105

Hose, Hyd, Med04, Jf04str/Jf04str, 37.0, 2-103, 2-105
Hose, Hyd, Med10, Jf10e90/Jf10str, 27.0, 2-103, 2-105
Hose, Hyd, Med16, Jf16e90/Jf16str, 19.0, 2-103, 2-105
Hose, Hyd, Spcl, Jf10e45/Jf10str, 56.0, 2-103, 2-105
Hose, Hyd, Spcl, Jfstr10/Jfstr10, 46.0, 2-103, 2-105
Hose, Hyd, Suc12, Jf12str/Jf12str, 27.0, 2-103, 2-105
Hose, Hyd, Suc20, Jf20e45/Jf20str, 022.5, 2-103, 2-105
Hose, Hyd, Tc04, Jf04e90/Jf04str, 042.0, 2-105
Hose, Hyd, Tc04, Jf04e90/Jf04str, 092.0, 2-103, 2-105
Hose, Hyd, Tc04, Jf04e90/Jf04str, 126.0, 2-105, 3-7
Hose, Hyd, Tc04, Jf04str/Jf04str, 018.0, 2-103, 2-105
Hose, Hyd, Tc04, Jf04str/Jf04str, 039.0, 2-103, 2-105
Hose, Hyd, Tc06, Jf06e90/Jf06str, 028.0, 2-103, 2-105
Hose, Hyd, Tc06, Jf06e90/Jf06str, 062.0, 2-103, 2-105
Hose, Hyd, Tc06, Jf06e90/Jf06str, 102.0, 3-7
Hose, Hyd, Tc06, Jf06e90/Jf06str, 134.0, 2-103, 2-105
Hose, Hyd, Tc06, Jf06e90/Jf06str, 50.0, 2-103, 2-105
Hose, Hyd, Tc06, Jf06e90/Jf06str, 54.0, 2-103, 2-105
Hose, Hyd, Tc06, Jf06e90/Jf06str, 86.0, 2-103, 2-105
Hose, Hyd, Tc06, Jf06str/Jf06e90, 080.0, 2-103, 2-105
Hose, Hyd, Tc08, Jf06e90/Jf06str, 120.0, 3-7
Hose, Hyd, Tc08, Jf08e90/Jf08str, 018.0, 2-103, 2-105
Hose, Hyd, Tc08, Jf08e90/Jf08str, 034.0, 2-103, 2-105
Hose, Hyd, Tc08, Jf08e90/Jf08str, 40.0, 2-103, 2-105
Hose, Hyd, Tc08, Jf08e90/Jf08str, 52.0, 2-103, 2-105
Hose, Hyd, Tc08, Jf08str/Jf08e90, 42.0, 2-103, 2-105
Hose, Hyd, Tc08, Jf08str/Jf08str, 040.0, 2-103, 2-105
Hose, Hyd, Tc08, Jf08str/Jf08str, 37.0, 2-103, 2-105
Hose, Hyd, Tc10, Jf10e90/Jf10str, 42.0, 2-107
Hose, Hyd, Med, Jf16str/Jf16e90, 16.0, 2-103, 2-105
Hose, Intake Mold, 2.00ld 2.00ld [EPDM], 2-37
Hose, Intake, Mold, 2-37

Hose, Lpg, Med05, Pm04str/Sm04str, 035.0, 2-45
 Hose, Lpg, Med05, Pm04str/Sm04str, 055.0, 2-45
 Hose, Med04, Jf04e45/Jf04str, 86.0, 2-103, 2-105
 Hose, Mold, .62 To .75, 2-33
 Hose, Nozzle, Floor, 3-9, 3-11
 Hose, Pvc, Clr, 0.38id 0.56od 022.0l, 2-29, 2-33
 Hose, Radiator, Mold, 2-49
 Hose, Rbr, 1.25id 1.62od 02.2l, 2-49
 Hose, Rbr, 2.00id 2.50od 02.5l, 2-35, 2-37
 Hose, Rbr, 2.00ld 2.50Od 03.0L, 2-35
 Hose, Rbr, E90, 1.25id 1.25id 04.2 03.1, 2-49
 Hose, Rbr, E90, 2.00id 2.00id 03.5 03.5, 2-35, 2-37
 Hose, Rbr, 3-9, 3-11
 Hose, Supply, Gas, .25id, 2-33
 Hose, Vacuum, 0.16id X 012.0l, 2-83
 Hose, Vacuum, 0.22id X 03.0l, 2-29, 2-31
 Housing, Brg, Motor, Hyd, 4-13
 Housing, Brg, Pivot, Door, 2-69, 2-71
 Housing, Camshaft, 5-3, 5-11
 Housing, Fltr, Trimmed, 2-83
 Housing, Motor, Hyd, 4-2, 4-3
 Housing, Pump, 2-27
 Housing, Sppt, Drive, Rear, 2-51
 Housing, Throttle, 40mm [Bosch], 2-29, 2-31
 Housing, Valve, 4-13
 Housing, 4-15
 Hub Assy, Wheel, 5 Bolt 4.50bc Taper B, 2-51
 Hub Wldt, 2-63
 Hub, Adapter, Brush, 1.00b, 2-89, 2-91, 3-7

I

Impeller Assy, Vacfan [Coyote], 2-83
 Indicator, Ele, [Multi-Display], 2-21
 Indicator, Press, 60psi (S30 only), 2-107
 Indicator, Service, Fltr, Air [20h20 Dn], 2-35, 2-37
 Innertube, 6.00 X 9.00 [Js-2], 2-57
 Innertube, Valve [5.00r-8, Js2, 500-8], 2-53
 Insert, Plate, Cam, Pump, Hyd, 4-15
 Instr, Repair, Motor, Hyd, Gear, 4-13
 Instr, Repair, Pump, 4-15
 Instr, Valve, Steering, Repair, 4-5
 Instruction, Repair, Motor, Hyd, 4-3
 Insulation, Acstc, 2.0, 02.0 X 12.0, 2-7, 2-9
 Insulation, Flame-Retardant, 0.5, 2-43, 2-45
 Insulation, Flame-Retardant, 0.75-0.88, 2-11
 Insulation, Flame-Retardant, 1.0, 2-17
 Insulation, Flame-Retardant, 1.00, 2-13, 2-15, 2-19

Isolator [Epr], 2-33
 Isolator, Box, Relay, 2-29, 2-31
 Isolator, Rbr, 2-41
 Isolator, Vib, Bshg, 1.1d 0.6l .4b 0.78h, 2-47, 2-63, 2-83, 2-113, 2-115
 Isolator, Vib, Flng, 1.3h .4b 2/.34h, 2-27

K

Key, Ignition, 1-1, 2-21, 2-23
 Key, Latch, Door Assy, 3-19
 Key, Motor, Hyd, 4-13
 Key, Shaft, Pump, Hyd, 4-15
 Key, Valve Stem, 5-3
 Key, Woodruff, 0.25 1.00, [Asa#0808], 4-2
 Kit, Replmt, Seal, Motor, Hyd, 4-2
 Kit, Rotating, Pump, Hyd, 4-15
 Kit, Seal, Hyd, Pump, 4-15
 Kit, Seal, Motor, Hyd, 4-2, 4-3, 4-13
 Kit, Shim, 4-15
 Knob Assy, Star, 1.12d 3ear M06x1.0 0.8l, 2-65, 2-67
 Knob Assy, Star, 1.97d 4ear M10x1.5 10.75l, 2-87
 Knob, 1.12d 3.86l M10 X 1.5, Plstc Tpr], 2-87, 2-95
 Knob, Rnd, 2.38d 0.88l M6 X 1.0, Plstc, 2-65, 2-67
 Knob, Star, 2.20d 8ear 1.1l M10x1.5, Nyl, 2-95, 2-97
 Knob, Star, 2.75d 4ear 1.1l M8x1.25, Thru, 2-85
 Knob, Star, 2.75d 4ear 1.1l M8x1.25, 2-85
 Knob, 2-93, 3-7, 4-11

L

Label Set, Hi Temp, 2-133
 Label Set, Info/Hzrd [Multi-Mach], 2-133
 Label Set, Info/Hzrd, Misc, Ce (CE Only), 2-133
 Label Set, Info/Hzrd, Misc, Tj (Japan Only), 2-133
 Label, Caution [Apply Parking Brake] (CE and Japan Only), 2-133
 Label, Caution [Apply Parking Brake], 2-133
 Label, Caution, Battery, Tj (Japan Only), 2-133
 Label, Cyclone [S30], 2-133
 Label, Info, [Exit], 3-15
 Label, Info, Hyd Fluid, Na / Ce (Japan Only), 2-133
 Label, Level, Sound [100 Db] (CE Only), 2-133
 Label, Logo, 10.4l, White [Tennant], 2-133
 Label, Panl, Instmt, Basic, 2-21
 Label, Panl, Instmt, Rh, 2-21, 2-23
 Label, White [S30], 2-133
 Lamp, 12vdc, 35watt 2.8a, 2-73
 Lamp, Bulb, Flsh, 3-3
 Lamp, Bulb, Strobe, 3-5

Lamp, Clr, 12vdc [#3157 Series], 3-5
 Latch Assy, Mtg, Tank, Lpg, W/Nut, 2-45
 Latch Kit, Door, Access, Ci [S30], 2-65, 2-67
 Latch Kit, Door, Replmt [S30], 3-19
 Latch Wldt, Bolt, 2-65, 2-67
 Latch, Bolt, 2-7, 2-9
 Latch, Cab, 3-19
 Latch, Cmpr, M5 X 0.8 Blk, 2-99
 Latch, Cmpr, Spring, Knurled Knob, Pl, 2-13, 2-47
 Latch, Hook, 2-7, 2-9
 Latch, 2-15, 2-17, 2-19, 2-73
 Leg Wldt, Guard, Lh, 3-13
 Leg Wldt, Guard, Rh, 3-13
 Lens Assy, W/ Reflector, 2-73
 Lens, Amb, F/ Revl / Flasher, 3-3, 3-5
 Lens, Blu, F/ Revl / Flasher, 3-3, 3-5
 Lens, Red, F/ Revl / Flasher, 3-3, 3-5
 Lever Assy, 177.8 X 45, 2-57
 Lever Wldt, Brush, Side, 2-87
 Lever Wldt, Lift, Brush, Main, 2-95
 Lever, Lift, Brush, 2-93, 3-7
 Lever, Pump, 2-63
 Light Kit, Inside, Ci [S30], 3-3
 Light Kit, outdoor, Ci [S30], 3-5
 Light, Dome, Cab, 3-17
 Light, Flsh, 12vdc, Amb, Rwk, 3-3
 Light, Led, White, 12-24vdc, 3-3, 3-5
 Light, Panl, 14vdc, 1.1 X 1.0 (CE Only), 2-21, 2-23
 Light, Panl, 14vdc, 1.1 X 1.0, 2-21, 2-23
 Light, Strobe, Amb, 12-48vdc, Rwk, 3-5
 Link, 0.19, 1.0w 16.5l, 1/0.5h 1/0.4sl, 2-73
 Link, Crank, Limiter, 2-61
 Lip Wldt, Oprtr Station / Cab, 3-15
 Lip, Station, Oprtr [li], 2-11
 Louver, Rect Roll, 3-17

M

Magnet, Drive Brush, 2-13
 Maint Kit, 400hr, Gas [S30], 1-1
 Maint Kit, 400hr, Lpg [S30], 1-1
 Maint Kit, 800hr, Gas [S30], 1-1
 Maint Kit, 800hr, Lpg [S30], 1-1
 Manifold, Exhaust, 5-9
 Manifold, Gas, Relief, Valve, 2-43
 Manifold, Intake [1.6l], 2-29, 2-31
 Manual, Oprtr [S30, Gas/Lpg EN Na], 3-27
 Manual, Oprtr [S30, Gas/Lpg ES Na], 3-27
 Manual, Oprtr [S30, Gas/Lpg FR Na], 3-27
 Manual, Oprtr [S30, Gas/Lpg JP], 3-27
 Manual, Parts [S30, Gas/Lpg En], 3-27
 Manual, Service [S30 EN], 3-27
 Manual, Service, Eng [Gm1.6l], 3-27
 Manual, Service, Eng[Gm1.6l Em Cert], 3-27
 Media, DVD, Oprtr, [S30 EN ES FR], 3-27
 Mirror, Convex, 0.50d, 3-15
 Mirror, Convex, 06.7 X 06.2, 3-13, 3-15
 Mixer, W/70deg Ftg, 2-31
 Module, Ecu, Gas [Gm1.6l 2007], 2-29

CROSS REFERENCE

Module, Ecu, Lpg [Gm1.6l 2007], 2-31
Molding, Afmkt, Trim, Pvc, .18 .31, 08ft,
2-15, 2-19
Molding, Afmkt, Trim, Pvc, .18 .31, 12ft,
2-73
Motor, Ele, 2200rpm 0.08hp 06.0a, Shagr,
2-85
Motor, Hyd, Gear, [In] 02.8 1500, 4-2
Motor, Hyd, Gear, [In] 17.9 B 1500, 4-3
Motor, Hyd, Gear, [Int], 19.0 X 3000, 4-13
Motor, Hyd, Gear, Ext 0.28 Rh 3000, 2-83
Motor, Hyd, Gear, Ext 0.67 Rh 2500, 2-47
Motor, Hyd, Gear, Int 02.8 Bi-Dir 1500
(See Breakdowns), 2-99
Motor, Hyd, Gear, Int 15.0 Bi-Dir 3000,
2-51
Motor, Hyd, Gear, Int 17.9 Bi-Dir 1500
(See Breakdowns), 2-89, 2-91, 3-7
Motor, Info, Repair, 2-83
Motor, Wiper, Cab, 3-15
Muffler, Catalytic [Gm 1.6l 2007], 2-41

N

Nut, Adj, Mtg, Tank, Lpg, 2-45
Nut, Coil, Nyl Patch, 4-7, 4-9
Nut, Hex, Flng, M10 X 1.50, 2-11, 2-85,
3-23
Nut, Hex, Flng, M5 X 0.80, 2-13, 2-75,
2-77, 3-9
Nut, Hex, Flng, M6 X 1.00, 2-27, 2-41,
2-69, 2-71, 3-23
Nut, Hex, Flng, M8 X 1.25, 2-5, 2-15,
2-17, 2-19, 2-33, 2-41, 2-43, 2-45,
2-47, 2-51, 2-73, 2-89, 2-91, 2-107,
2-111
Nut, Hex, Jam, .38-16, Lh, 2-55
Nut, Hex, Jam, .38-16, 2-55
Nut, Hex, Jam, .50-20, 2-55
Nut, Hex, Jam, M10 X 1.5, Ss, 2-87, 2-95,
2-97
Nut, Hex, Jam, M20 X 1.5, 2-25
Nut, Hex, Lock, .25-20, Ni, 2-63
Nut, Hex, Lock, .25-28, Ni, 2-13
Nut, Hex, Lock, .31-18, Ni (S30XP Only),
2-13
Nut, Hex, Lock, .31-18, Ni, Thin, 2-15,
2-17
Nut, Hex, Lock, .31-18, Ni, 2-13, 2-39
Nut, Hex, Lock, .31-24, Ni, Thin, 2-83
Nut, Hex, Lock, .31-24, Ni, 2-47
Nut, Hex, Lock, .38-16, Ni, 2-45, 3-23
Nut, Hex, Lock, .75-10, Ni, 2-51, 2-99
Nut, Hex, Lock, #10-24, Ni, 2-59
Nut, Hex, Lock, M10 X 1.5, Ni, Ss, 2-79,
3-3, 3-5
Nut, Hex, Lock, M10 X 1.5, Ni, 2-5, 2-27,
2-47, 2-57, 2-63, 2-71, 2-83, 2-87,
2-97, 3-11, 3-13, 3-23
Nut, Hex, Lock, M12 X 1.75, Ni, 2-55,
2-57, 2-99
Nut, Hex, Lock, M4 X 0.70, Ni, Ss, 2-59

Nut, Hex, Lock, M4 X 0.70, Ni, 2-5, 2-15,
2-73, 2-83
Nut, Hex, Lock, M5 X 0.80, Ni, 2-75, 2-77,
2-87, 3-3, 3-5, 3-9, 3-11, 3-26
Nut, Hex, Lock, M6 X 1.00, Ni, Ss, 2-61,
2-69, 2-71
Nut, Hex, Lock, M6 X 1.00, Ni, 2-13, 2-21,
2-23, 2-47, 2-63, 2-65, 2-67, 2-83,
2-111, 3-9, 3-11, 3-21
Nut, Hex, Lock, M8 X 1.25, Ni, Ss, 2-65,
2-67, 2-69, 2-85, 2-87, 3-15
Nut, Hex, Lock, M8 X 1.25, Ni, 2-5, 2-27,
2-35, 2-37, 2-41, 2-45, 2-47, 2-59,
2-63, 2-73, 2-75, 2-77, 2-83, 2-87,
2-89, 2-93, 2-95, 2-97, 2-99, 2-107,
3-7
Nut, Hex, Sltd, .75-16, 4-2
Nut, Hex, Sltd, 1.00-20, 2-55, 2-57
Nut, Hex, Sltd, 1.12-18, 2-51
Nut, Hex, Std, .25-20, 2-29, 2-31
Nut, Hex, Std, .31-18, 2-39
Nut, Hex, Std, .38-16, 2-41
Nut, Hex, Std, .75-16, 2-51
Nut, Hex, Std, M10 X 1.50, 2-97
Nut, Hex, Std, M12 X 1.75, Ss, 2-7, 2-9
Nut, Hex, Std, M5 X 0.80, 8, 2-27
Nut, Hex, Std, M6 X 1.00, 8, 2-61, 2-63
Nut, Hex, Std, M6 X 1.00, Ss, 3-3, 3-5
Nut, Hex, Std, M8 X 1.25, Brs, 2-27, 2-39
Nut, Hex, Std, M8 X 1.25, 2-39, 2-61,
2-85, 2-87
Nut, Hex, Stover, M10 X 1.50, 2-41
Nut, Manifold, Exhaust, M8 X 1.25, 5-9
Nut, Motor, Hyd, 4-13
Nut, Wheel, .50-20 X 60 Angle, 2-51,
2-57
Nut, Wing, .31-18, 2-39
Nut, Wing, M10 X 1.5, Pltd, 2-81

O

Ohg Kit, Ci [S30], 3-13

P

Pad, Pedal, Brake, 3.96l 2.36w 0.75, 2-59
Paint, Airdry, Blk, 12oz, 1-1
Paint, Airdry, Gray, 12oz, 1-1
Paint, Airdry, Iron Gray, 12oz, 1-1
Paint, Airdry, Off-White, 12oz, 1-1
Paint, Airdry, Teal, 12oz, Solid, 1-1
Pan, Oil, W/ Baffle / Plug / Seal, 5-8
Pane Wndw, Slide, Rh, Cab, 3-19
Pane, Glass, Wndw, Front, 3-15
Pane, Glass, Wndw, Lh, Cab, 3-15
Pane, Glass, Wndw, Rear, 3-15
Pane, Wndw, Lower, Cab, 3-19
Panel Assy, Instmt, Basic, Replmt, 2-21
Panel Assy, Switch, Replmt, 2-21, 2-23
Panel Kit, Label, Replmt [S30], 2-23
Panel Kit, Replmt [S30], 2-23
Panel Wldt, Access, 2-61

Panel Wldt, Deflector, Heat, 2-43, 2-45
Panel Wldt, Handle, Lift, 2-95
Panel Wldt, Lift, 2-97
Panel Wldt, Mtg, Door, 2-69
Panel Wldt, Side, 2-11
Panel, Instrument, Basic, 2-21
Panel, Light, 2-21, 2-23
Panel, Roof, Plstc, Cab, 3-17
Panel, Seat, 2-13
Panel, Side, Access, Ce (CE Only), 2-11
Panel, Side, Access, 2-11
Panel, Switch li, 2-21, 2-23
Panel, Top, Cab, 3-17
Pedal Wldt, Brake, 2-59
Pedal, Propel, Lower, W/Tread, 2-61
Pedal, Propel, Upper, W/Tread, 2-61
Pin Assy, Side Brush W/ Clip, 2-89, 2-91,
3-7
Pin, Clevis, 0.25d X 0.75l, 2-61
Pin, Clevis, 0.25d X 5.25l, 2-13
Pin, Clevis, 0.37d X 0.62l, 2-73
Pin, Clevis, 0.37d X 1.00l, 2-55
Pin, Clevis, 0.37d X 1.50l, 2-87, 2-93, 3-7
Pin, Clevis, 0.37d X 2.12l, 2-87
Pin, Clevis, 0.37d X 4.33l, 2-61
Pin, Clevis, 0.38d X 1.13l, 2-55, 2-95,
2-97
Pin, Clevis, 0.50d X 1.25l, 2-55
Pin, Clevis, 0.50d X 1.75l, 2-93, 2-97, 3-7
Pin, Clevis, 0.50d X 2.00l, 2-93, 3-7
Pin, Clevis, 0.50d X 2.25l, 2-69, 2-71
Pin, Clevis, 0.50d X 4.25l, 2-89, 2-93, 3-7
Pin, Clevis, 0.50d X 5.00l, 2-61, 2-89,
2-93, 3-7
Pin, Clevis, 0.50d X 5.50l, 2-89, 2-93, 3-7
Pin, Cotter, .062 X 0.75, 2-61
Pin, Cotter, .094 X 0.75, 2-55, 2-93, 3-7
Pin, Cotter, .094 X 1.00, 2-87, 2-95
Pin, Cotter, .125 X 1.00, 2-55, 2-61, 2-87,
2-89, 2-93, 2-97, 3-7
Pin, Cotter, .125 X 1.25, 2-89, 2-99
Pin, Cotter, .125 X 1.75, 2-55, 2-57
Pin, Cotter, .125 X 2.50, 2-51
Pin, Cotter, .156 X 1.25, 2-69, 2-71
Pin, Cotter, Hair, 0.31d .058 Wir, 2-13
Pin, Cotter, Hair, 0.38d .072 Wir, 2-61,
2-73
Pin, Dowel, Pump, Hyd, 4-15
Pin, Hitch, .500d X 6.00l, Pl, 3-25
Pin, Hppr, Lift, 2-75
Pin, Lift, Hppr, 2-75, 2-77
Pin, Lock, Cab, 3-19
Pin, Lock, Cyl Head, 14mm X 17mm, 5-3,
5-5
Pin, Lock, Transmission, 5-5
Pin, Pivot, 0.75d 02.1l, Int 0.33b, 2-63
Pin, Ring, Lock, Hsng, Water Pump, 5-7
Pin, Roll, .125d X 1.25l, .125/.129, 2-93,
3-7
Pin, Valve, Steering, 4-5
Piston, Pump, Hyd, Gear, 4-13
Piston, W/ Pin, Std, 5-5
Pivot Wldt, Brush, Side, 2-89, 2-93, 3-7

Pivot, Adj, Brush, 2-87
 Plate Wldt, Brush, Adj, 2-95, 2-97
 Plate Wldt, Lower, 2-85
 Plate Wldt, Perma-Filter, 2-65, 2-67
 Plate Wldt, Sppt, Hppr, Lh, 2-75
 Plate Wldt, Sppt, Hppr, Rh, 2-75
 Plate Wldt, Stop [S30], 2-95
 Plate, Adj, Brush, 2-87
 Plate, Attmnt, Cover, 2-11
 Plate, Brush, Adj, 2-97
 Plate, Cover, 2-83, 4-15
 Plate, Filler, A/C, 3-23
 Plate, Filler, 2-47
 Plate, Guide, 2-85
 Plate, Hinge, 2-73
 Plate, Lift, Brush, 2-87
 Plate, Lift, Upper, 2-87
 Plate, Lock Plate, 2-53
 Plate, Mtg, Eng, 2-27
 Plate, Mtg, Relay, 2-29, 2-31
 Plate, Mtg, Steer-Control, 2-25
 Plate, Mtg, Vacfan, 2-83
 Plate, Mtg, 2-99
 Plate, Retainer, Door, Dump, 1-2, 2-69, 2-71
 Plate, Seal, Retainer, 1-2, 2-69, 2-71
 Plate, Spacer, Motor, Hyd, 4-2, 4-3
 Plate, Sppt, Hppr Bottom, 2-65
 Plate, Sppt, Hppr, 2-77
 Plate, Stop, Parking, 2-59
 Plate, Valve, Motor, Hyd, 4-13
 Plate, Valve, Pump, Hyd, 4-15
 Plate, Wear, Steering Valve, 4-5
 Plate, Wheel, Ce, 2-57
 Plate, Lift, Premium, 2-93
 Plate, 2-77
 Plug Assy [Cl], 4-5
 Plug Wldt, Drive, Brush, Sweep, 2-99
 Plug Wldt, Idler, Brush, 2-99
 Plug, .12npt, Ss, 2-29, 2-31
 Plug, Bore, Valve, Relief, Oil Press, 5-7
 Plug, Drain, Oil Pan, M14 X 1.5 X 12, 5-8
 Plug, Hole, Coolant, Eng Block, 5-5
 Plug, Hole, Core, Eng Block, 5-8
 Plug, Hole, Injector, 2-31
 Plug, Hole, Rnd, 0.38h .03-.12, Blk Nyl, 2-97
 Plug, Hole, Rnd, 0.44h .03-.12, Blk Nyl, 2-95
 Plug, Hole, Rt, Rocker Switch, .87 X 1.7, 2-21, 2-23
 Plug, Hsng, Oil Pump, 5-7
 Plug, Manifold, Intake, 2-29, 2-31
 Plug, Orifice, Valve, Hyd, .035, 4-9
 Plug, Orifice, Valve, Hyd, .040, 4-7, 4-9
 Plug, Orifice, Valve, Hyd, .046, 4-7, 4-9
 Plug, Port, Sensor [Map], 2-29, 2-31
 Plug, Pump, Hyd, Gear, 4-13
 Plug, 4-13
 Poppet, Pump, Hyd, Gear, 4-13
 Pulley Assy, Cable, 2.8d 0.50b, 2-95
 Pulley, Cable, 1.5d Nyl, 2-55, 2-57, 2-87

Pulley, Cable, 3.1d 2.30b, .19d Cable, 2-87
 Pulley, Idler, Tens, Belt, 3-23
 Pulley, Tensioner [Gm], 5-11
 Pump Assy, Water, 12vdc, 3-21
 Pump, Fuel, Hi Press [Gm 1.6l/3.0l], 2-43
 Pump, Hyd, Gear, Ext, 3, 00.70 2500, Cw, 2-111
 Pump, Hyd, Piston, [V] 1.44 [R] 4000, 4-15
 Pump, Hyd, Piston, Var, 1.24 4500, Cw (See Breakdowns), 2-111
 Pump, Info, Repair, 2-111
 Pump, Oil, 5-7
 Pump, Water [Gm], 5-7

R

Race, Bearing, Pump, Hyd, 4-15
 Race, Thrust, Motor, Hyd, 4-2, 4-3
 Radiator [Cross-Flow], 2-47
 Rail, Injector, Fuel, Plstc, 2-29
 Regulator [Ep], 2-33
 Relay Assy, 12vdc [2f/1r], 3-21
 Relay, 12vdc, 20a, Spdt, 2-131
 Relay, 12vdc, 40a, Spdt, 2-131
 Relay, 12vdc, 040a, Spdt No (CE Only), 2-21, 2-23
 Relay, 12vdc, 35a, Spdt [Micro 280], 2-21, 2-23
 Reservoir, Hyd, W/ Label, Replmt, 2-107
 Resistor, 022.00ohm, 0040watt, 2-29, 2-31
 Retainer, Blade, Deflector, 2-5
 Retainer, Camshaft, 5-11
 Retainer, Motor, Hyd, 4-13
 Retainer, Motor, 2-85
 Retainer, Pulley, 2-87
 Retainer, Skirt, .12, 1.5w X 14.4l, Blk, 2-7, 2-9
 Retainer, Skirt, 2-67
 Retainer, Sparkplug, 1 Way, 5-12
 Retainer, Sparkplug, 2 Way, 5-12
 Retainer, Sparkplug, 3 Way, 5-12
 Retainer, Stop, 2-97
 Retainer, Tank, Lpg, 2-45
 Rim Assy, 08.0 X 3.8, 4.5bc /5bolt, 2-53
 Rim Assy, 09.0 X 4.0, 4.5bc /5bolt, 2-57
 Ring Kit, Piston, Std 78.95-79.02mm, 5-5
 Ring, Motor, Hyd, 4-13
 Ring, Retainer, Steering Valve, 4-5
 Ring, Retaining, Ext, 0.50d, Ss, 2-87
 Ring, Retaining, Ext, 1.50d, Hd, 2-75, 2-77
 Ring, Retaining, Int, 2.00d, 2-75, 2-77
 Ring, Retaining, Pump, Hyd, 4-15
 Ring, Retaining, 4-15
 Rivet, Blind, .125d X 0.32 X .25d, Alm, 2-13
 Rivet, Blind, .125d X 0.32 X .25d, Stl, 2-47
 Rivet, Plstc, .250d X 0.90, 2-5, 2-15, 2-67
 Rivet, Plstc, .325d X 0.79, 2-5
 Rod Wldt, Brake, 2-59

Rod, Connecting, M08 X 45, 5-5
 Rod, Hanger, Isolator, 2-41
 Rod, Lock, Cab, 3-19
 Rod, Thrd, 2 End, .25-28 06.0l, 2-13
 Rod, Thrd, 2 End, M10 X 1.5 04.6l, 2-81
 Rod, Thrd, M10x1.5 80l, 2-93, 3-7
 Rod-End, M6 X 1.0rh Fem 6mmb [Nylon], 2-61, 2-63
 Rod-End, 0.75-16rh Fem 0.75b Zerk, 2-51
 Rod-End, 0.75-16rh Mal 0.75b [Teflon], 2-51

S

Screen, Oil Pump, W/ Suc Pipe, 5-7
 Screw, Adj, Valve, Hyd, 5-3
 Screw, Btn, M8 X 1.25 X 40, Ss, 2-87
 Screw, Cap, Motor, Hyd, 4-3, 4-13
 Screw, Cap, Pump, Hyd, 4-15
 Screw, Cap, 4-15
 Screw, Flt, Soc, .75-10 X 2.50, Al, 2-99
 Screw, Flt, Soc, M5 X 0.80 X 16, 10.9, 2-99
 Screw, Flt, Soc, M8 X 1.25 X 25, 10.9, 2-97
 Screw, Hex, .25-20 X 0.50, G5, 2-27, 2-29, 2-31
 Screw, Hex, .25-20 X 0.75, G5, 2-29, 2-31
 Screw, Hex, .31-09 X 1.25, Wood, 2-89, 2-91, 3-7
 Screw, Hex, .31-18 X 1.75, G5, 2-39
 Screw, Hex, .31-18 X 4.50, G5, 2-39
 Screw, Hex, .38-16 X 0.62, G5, 2-49
 Screw, Hex, .38-16 X 0.75, NI, 2-99
 Screw, Hex, .38-16 X 0.88, G5, 2-27
 Screw, Hex, .38-16 X 1.25, G5, 2-63, 2-111
 Screw, Hex, .38-16 X 1.25, NI, 2-89, 2-91, 3-7
 Screw, Hex, .38-16 X 2.00, G5, 3-23
 Screw, Hex, .38-16 X 3.00, G5, 2-45
 Screw, Hex, .38-16 X 3.75, G5, 2-45
 Screw, Hex, .50-13 X 1.25, G5, 2-27
 Screw, Hex, .75-10 X 2.50, Fl, 2-99
 Screw, Hex, .75-10 X 3.25, G5, 2-51
 Screw, Hex, 10-24 X 0.50, Ss, 2-39
 Screw, Hex, M07-1.00 X 23.0, 8.8, 2-27
 Screw, Hex, M10 X 1.25 X 35, 8.8, 2-41, 3-23
 Screw, Hex, M10 X 1.5 X 130, 8.8, 3-11
 Screw, Hex, M10 X 1.5 X 16, 8.8, 2-21, 2-23
 Screw, Hex, M10 X 1.5 X 25, 8.8, 3-13
 Screw, Hex, M10 X 1.5 X 35, 9.8, Sems, 3-25
 Screw, Hex, M10 X 1.5 X 60, 8.8, 2-93
 Screw, Hex, M10 X 1.5 X 80, 8.8, 3-7
 Screw, Hex, M10 X 1.50 X 16, 8.8, 2-81
 Screw, Hex, M10 X 1.50 X 20, 8.8, 2-39, 2-41

CROSS REFERENCE

- Screw, Hex, M10 X 1.50 X 25, 10.9, 2-7, 2-9, 2-53, 2-57
- Screw, Hex, M10 X 1.50 X 25, 8.8, 2-85, 3-23
- Screw, Hex, M10 X 1.50 X 30, 8.8, 2-39
- Screw, Hex, M10 X 1.50 X 35, 8.8, 2-63
- Screw, Hex, M10 X 1.50 X 35, 9.8, Sems, 2-11, 2-27, 2-85, 2-87, 2-95, 2-97, 3-13
- Screw, Hex, M10 X 1.50 X 40, 8.8, 2-83, 2-85, 2-113, 2-115
- Screw, Hex, M10 X 1.50 X 45, 8.8, 2-47, 2-71, 2-97
- Screw, Hex, M10 X 1.50 X 50, 8.8, 2-5, 2-69, 2-79
- Screw, Hex, M10 X 1.50 X 60, 8.8, 2-27
- Screw, Hex, M10 X 1.50 X 80, 8.8, 2-89
- Screw, Hex, M10 X 1.50 X 90, 8.8, 2-79
- Screw, Hex, M12 X 1.75 X 40, 10.9, 2-75, 2-77
- Screw, Hex, M12 X 1.75 X 40, 8.8, 2-55, 2-57
- Screw, Hex, M12 X 1.75 X 50, 8.8, 2-77
- Screw, Hex, M12 X 1.75 X 90, 8.8, 2-99
- Screw, Hex, M16 X 2.00 X 20, 8.8, 2-99
- Screw, Hex, M4 X 0.70 X 10, Fmg, Blk, 2-95, 2-97
- Screw, Hex, M4 X 0.70 X 20, Ss, 2-59
- Screw, Hex, M5 X 0.80 X 16, 8.8, 2-95, 3-5
- Screw, Hex, M5 X 0.80 X 20, 8.8, 2-75, 2-77
- Screw, Hex, M6 X 1.0 X 16, 8.8, 3-9, 3-11
- Screw, Hex, M6 X 1.0 X 20, 9.8, Sems, 2-45, 2-47, 2-65, 2-67, 2-69, 2-71, 2-95
- Screw, Hex, M6 X 1.00 X 10, 8.8, 2-47
- Screw, Hex, M6 X 1.00 X 10, Fmg, 2-69, 2-75, 2-77, 2-107
- Screw, Hex, M6 X 1.00 X 12, 8.8, 3-23
- Screw, Hex, M6 X 1.00 X 12, NI, Ss, 2-65
- Screw, Hex, M6 X 1.00 X 16, 8.8, 2-43, 2-81
- Screw, Hex, M6 X 1.00 X 16, Fmg, 2-71, 2-85
- Screw, Hex, M6 X 1.00 X 20, 8.8, 2-83
- Screw, Hex, M6 X 1.00 X 20, 9.8, Sems, 2-97
- Screw, Hex, M6 X 1.00 X 20, NI, Ss, 2-99
- Screw, Hex, M6 X 1.00 X 20, Ss, 3-3, 3-5
- Screw, Hex, M6 X 1.00 X 25, 8.8, 2-111
- Screw, Hex, M6 X 1.00 X 25, 9.8 Sems, 2-7, 2-9, 2-11, 2-27, 2-39, 2-41, 2-47
- Screw, Hex, M6 X 1.00 X 25, Fmg, 2-69, 2-71, 3-21
- Screw, Hex, M6 X 1.00 X 25, Ss, 2-61
- Screw, Hex, M6 X 1.00 X 30, 8.8, 2-63
- Screw, Hex, M6 X 1.00 X 30, 9.8, Sems, 2-7, 2-9, 2-43, 2-69, 2-71
- Screw, Hex, M6 X 1.00 X 35, Ss, 2-99
- Screw, Hex, M6 X 1.00 X 60, 8.8, 2-43
- Screw, Hex, M8 X 1.25 X 16, 8.8, 2-83, 2-111
- Screw, Hex, M8 X 1.25 X 16, Ss, 2-71
- Screw, Hex, M8 X 1.25 X 20, 8.8, 2-39, 2-45, 2-83, 2-85, 2-99, 3-9, 3-11
- Screw, Hex, M8 X 1.25 X 20, Fmg, 3-9, 3-11
- Screw, Hex, M8 X 1.25 X 20, Ss, Sems, 3-9, 3-11
- Screw, Hex, M8 X 1.25 X 20, Ss, 2-45, 2-51, 3-15
- Screw, Hex, M8 X 1.25 X 25, 8.8, 2-47, 2-59, 2-83
- Screw, Hex, M8 X 1.25 X 25, 9.8, Sems, 2-5, 2-11, 2-13, 2-15, 2-17, 2-19, 2-29, 2-31, 2-35, 2-37, 2-41, 2-43, 2-45, 2-47, 2-61, 2-65, 2-67, 2-89, 2-91, 2-95, 2-107, 2-109
- Screw, Hex, M8 X 1.25 X 25, Ss, 2-7, 2-9, 2-61, 2-99
- Screw, Hex, M8 X 1.25 X 30, 8.8, 2-7, 2-9, 2-47, 2-63, 2-85, 2-87, 2-93, 3-7
- Screw, Hex, M8 X 1.25 X 30, 9.8, Sems, 2-19, 2-27, 2-45, 2-47, 2-57, 2-69, 2-73, 2-87, 2-93, 2-95, 2-107
- Screw, Hex, M8 X 1.25 X 30, Ss, 2-51, 2-69
- Screw, Hex, M8 X 1.25 X 35, 8.8, 2-59, 2-97
- Screw, Hex, M8 X 1.25 X 35, 9.8, Sems, 2-5, 2-35, 2-37, 2-43, 2-55, 2-57, 2-75, 2-77, 2-89, 2-95
- Screw, Hex, M8 X 1.25 X 35, NI, Ss, 2-87
- Screw, Hex, M8 X 1.25 X 40, 8.8, 2-87
- Screw, Hex, M8 X 1.25 X 50, 8.8, 2-41, 2-87
- Screw, Hex, M8 X 1.25 X 60, 8.8, FI, 2-39, 2-59, 2-61
- Screw, Hex, M8 X 1.25 X 70, 8.8, 2-75, 2-77
- Screw, Motor, Hyd, 4-2, 4-3
- Screw, Pan, M5 X 0.8 X 12, Ss, 3-11
- Screw, Pan, M5 X 0.80 X 16, 4.8, 3-11, 3-26
- Screw, Pan, M5 X 0.80 X 25, 4.8, 3-9
- Screw, Pan, M6 X 1.00 X 20, 4.8, 3-9, 3-11
- Screw, Pan, M8 X 1.25 X 25, Blk, 2-87
- Screw, Pan, Phl, .31-18 X 0.75, G2, 2-13
- Screw, Pan, Phl, .31-18 X 1.00, G2, 2-13
- Screw, Pan, Phl, 10-14 X 0.75, F/ Plstc, 2-65
- Screw, Pan, Phl, 10-32 X 0.50, G2, Blk, 2-21, 2-23
- Screw, Pan, Phl, M4 X 0.70 X 10, 4.8, 2-25
- Screw, Pan, Phl, M4 X 0.70 X 10, Ss, 2-83
- Screw, Pan, Phl, M4 X 0.70 X 16, 4.8, 2-15, 2-73
- Screw, Pan, Phl, M4 X 0.70 X 16, Ss, 2-67
- Screw, Pan, Phl, M4 X 0.70 X 60, 4.8, 2-5
- Screw, Pan, Phl, M5 X 0.80 X 10, 4.8, 3-9
- Screw, Pan, Phl, M5 X 0.80 X 16, 4.8, 2-13, 2-29, 2-31, 3-3, 3-5
- Screw, Pan, Phl, M5 X 0.80 X 16, Blk, 2-21, 2-23, 2-87
- Screw, Pan, Phl, M5 X 0.80 X 20, 4.8, 3-9, 3-11
- Screw, Pan, Phl, M5 X 0.80 X 25, 4.8, 3-3, 3-5
- Screw, Pan, Phl, M5 X 0.80 X 35, 4.8, 2-29, 2-31
- Screw, Pan, Phl, M5 X 0.80 X 40, 4.8, 3-3, 3-5
- Screw, Pan, Phl, M5 X 0.80 X 50, 4.8, 3-21
- Screw, Pan, Phl, M6 X 1.00 X 12, Blk, 2-13
- Screw, Pan, Phl, M6 X 1.00 X 16, 4.8, 3-3, 3-5
- Screw, Set, Soc, 10-24 X 0.25, NI, 2-85
- Screw, Soc, .31-24 X 1.00, Al, 2-63
- Screw, Soc, .38-16 X 1.50, Al, 2-27, 2-111
- Screw, Soc, .50-13 X 1.50, Al, 2-51
- Screw, Soc, M10 X 1.50 X 25, 12.9, 2-25
- Screw, Soc, M12 X 1.75 X 55, 10.9, 2-27
- Screw, Soc, M16 X 2.00 X 50, 12.9, 2-51
- Screw, Soc, M6 X 1.00 X 20, 12.9, NI, 2-99
- Screw, Soc, M6 X 1.00 X 25, 12.9, 2-29, 2-31
- Screw, Soc, M6 X 1.00 X 45, 12.9, 2-29
- Screw, Soc, M8 X 1.25 X 16, 12.9, 2-25
- Screw, Soc, M8 X 1.25 X 70, 12.9, 2-31
- Screw, Valve, Steering, 4-5
- Screw, 2-33
- Seal Assy, Pre-Filter, 2-81
- Seal Kit, Cartridge, 4-7, 4-9
- Seal Kit, Motor, 2-83
- Seal Kit, Steering [CI], 4-5
- Seal Kit, 2-51, 2-75, 2-77, 2-111
- Seal, Afmkt, Rbr, Clsd, Adh, 02ft, 2-7, 2-9, 2-85
- Seal, Afmkt, Rbr, Clsd, Adh, 05f, 2-85
- Seal, Afmkt, Rbr, Clsd, Adh, 05ft, 2-83
- Seal, Afmkt, Rbr, Clsd, Adh, 08ft, 2-11
- Seal, Afmkt, Rbr, Open, Adh, 01ft, 2-19
- Seal, Afmkt, Rbr, Open, Adh, 03ft, 2-15
- Seal, Bubble, Door Assy, Cab [Psa], 3-19
- Seal, Celr Rbr, .25, 06.0w 06.0l, Adh, 3-9
- Seal, Chute, Dust, 2-83
- Seal, Door, Dump, Side, 1-2
- Seal, Door, Dump, 1-2, 2-69, 2-71
- Seal, Drive, Rear, Grease Cav, 2-51
- Seal, Foam, .50 7.47w 15.47l, Ure, Adh, 2-65, 2-67
- Seal, Hppr, 2-65, 2-67
- Seal, Inlet, Pre-Filter, 2-65, 2-67
- Seal, Lip, 11.5id, 2-85
- Seal, Lip, 8.86id, 2-85
- Seal, Oil, Cshft, 5-5
- Seal, Org, .069 X 03.06id, 2-111
- Seal, Org, .072 X 00.35id #04, 4-7, 4-9
- Seal, Org, .078 X 00.47id #06, 4-7, 4-9

- Seal, Org, .087 X 00.64id #08, 4-7, 4-9
- Seal, Org, Bolt, Cover, Camshaft Hsng, 5-11
- Seal, Org, Cap, Filtr, Oil, 5-8
- Seal, Org, Cap, 5-3
- Seal, Org, Hsng, Oil Pump, 5-7
- Seal, Org, Oil Pump, 5-7
- Seal, Org, Press Switch / Drain Plug, 5-7, 5-8
- Seal, Org, Sensor, Temp [Epr], 2-33
- Seal, Org, Water Pump, 5-7
- Seal, Perma-Filter, 2-65, 2-67
- Seal, Pre-Filter [Midsize], 2-81
- Seal, Pre-Filter, 2-81
- Seal, Rbr Strip, 3-15
- Seal, Rbr, .13, 9.06w 9.84l, Red, 2-83
- Seal, Rbr, Cab, 3-15
- Seal, Rbr, Clsd, 1.00, Door, Brush, Lh, 2-9
- Seal, Rbr, Clsd, 1.00, Door, Brush, Rh, 2-7
- Seal, Rbr, Clsd, 2.00w 09.8l Lh, 2-9
- Seal, Rbr, Clsd, 2.00w 09.8l Rh, 2-7
- Seal, Rbr, Open, 0.12, 0.25w 27.4l Adh, 2-47
- Seal, Rbr, Wndw, Cab, 3-15, 3-19
- Seal, Ring, Pipe, Suc, Oil Pump, 5-7
- Seal, Seat, Valve, 5-3
- Seal, Trim, Bulb, 90 Degree, 2-11
- Seal, Ure, Door, 0.50, 7.50w 15.5l Adh, 3-9
- Seal, Wiper, Door, 1-2, 2-69, 2-71
- Sealant, Tube, Ds, 5-8
- Seat Kit, Std, Replmt (S30 Only), 2-13
- Seat, Rotator, Valve, 5-3
- Seat, Spring, Valve, 0.333, 5-3
- Seat, Spring, Valve, 5-3
- Seat, Std [Michigan, Model V-2505] (S30 Only), 2-13
- Seat, Suspension, W/1 Arm & Seatbelt (S30XP Only), 2-13
- Seat, Valve, Exhaust, [+0.2mm], 5-3
- Seat, Valve, Exhaust, [+0.4mm], 5-3
- Seat, Valve, Exhaust, Std, 5-3
- Seat, Valve, Intake, [+0.2mm], 5-3
- Seat, Valve, Intake, [+0.4mm], 5-3
- Seat, Valve, Intake, Std, 5-3
- Send-Unit, Fuel, 2-43
- Send-Unit, Water, Temp, 04npt[113oh/195d], 2-27, 2-107
- Sensor [T Map], 2-29, 2-31
- Sensor, Exhaust, Tailpipe, 2-41
- Sensor, Oxygen [Gm 1.6l/3.0l 2007], 2-27
- Sensor, Position, Cshft, 2-27, 5-7
- Sensor, Temp [Epr], 2-33
- Sensor, Temp, Coolant, 2-27
- Shaft, Idler, Plug, Brush, 2-99
- Shaft, Motor, Hyd, 4-13
- Shaft, Output, Motor, Hyd, 4-2, 4-3
- Shaft, 2-55
- Sheave, Cshft, 5-5
- Shield, Heat, W/ Label, Gas/Lp, Replmt, 2-41
- Shield, Heat, 2-41, 2-47
- Shield, Manifold, Exhaust, 5-9
- Shield, Starter [1.6l], 2-27
- Shock Absorber, 2.3 Strk, 2-63
- Shoe Assy, Brake, 177.8 X 45, 2-57
- Shoe Set, Brake [1 Set=1pkg=2 Shoes], 2-55
- Shroud Wldt, Radiator, 2-47
- Shroud Wldt, Station, Oprtr, 2-11
- Shroud, Cooling, 2-47
- Shroud, Fan, 2-47
- Side Brush Kit, Lh, Ci [S30], 3-7
- Skirt Kit, Door, Hppr, Maint [S30], 1-2, 2-69, 2-71
- Skirt Kit, Hppr Maint [S30], 1-2
- Skirt Kit, Side / Rear [S30], 2-5, 2-7, 2-9
- Skirt, Deflector Wheel Pocket Skirt, 1-1
- Skirt, Deflector, 2-7, 2-9, 2-67
- Skirt, Door, Brush, 1-1, 2-7, 2-9
- Skirt, Hppr, 1-2, 2-65
- Skirt, Lip, Hppr, Stil, 2-67
- Skirt, Lip, Hppr, 1-2, 2-65
- Skirt, Lip, 1-2, 2-65, 2-67
- Skirt, Neo, .06, 20.00w 20.00l, 2-47
- Skirt, Neo, .12, 06.65w 18.50l, 03/ Sl, 1-2, 2-65
- Skirt, Neo, .18, 06.74w 49.00l, 04/ Sl Rear Skirt, 1-1
- Skirt, Neo, .18, 06.74w 50.00l, 04/ Sl, 2-5
- Skirt, Neo, .37, 06.00w 44.65l, 04/ Sl Recirculation, 1-1
- Skirt, Neo, .37, 06.00w 44.65l, 04/ Sl, 2-5
- Skirt, Rbr, .12, 10.66w 43.00l, 10/ Sl, 2-5
- Skirt, Rbr, 2-5
- Sleeve, 0.31b 0.50d 0.3l, Ss, 2-87
- Sleeve, Dashpo, Pump, Hyd, Gear, 4-13
- Sleeve, Nyl, #27 20.0l, 2-99
- Sleeve, P/M, 0.21b 0.32d 0.4l, Stil Pl, 3-9, 3-11
- Sleeve, P/M, 0.25b 0.38d 0.2l [430ss], 2-65, 2-67
- Sleeve, P/M, 0.31b 0.50d 0.5l [430ss], 2-55, 2-57, 2-87, 2-95, 2-97
- Sleeve, P/M, 0.31b 0.50d 0.7l [430ss], 2-89, 2-93, 3-7
- Sleeve, P/M, 0.31b 0.50d 1.3l [430ss], 2-41
- Sleeve, P/M, 0.33b 0.63d 0.4l, Ss / Oil, 2-87
- Sleeve, P/M, 0.37b 0.75d 0.6l, Stil, 2-43
- Sleeve, P/M, 0.40b 0.63d 0.1l [430ss], 2-81
- Solenoid, #10, 12vdc, 4-7, 4-9
- Solenoid, #8, 12vdc, 4-7, 4-9
- Spacer, 0.32d, 1.00d, 0.38l, Pl (CE Only), 2-13
- Spacer, 0.33b 0.50d 0.15l, Pl, 2-63
- Spacer, Coil, #8, 4-7, 4-9
- Spacer, Hinge, 3-11
- Spacer, Rnd, .38b .88d .38l, 2-13
- Spacer, Sppt, 2-69
- Spacer, Strap, Adj, Alternator, 2-39
- Spacer, Valve, Steering, 4-5
- Spacer, Wiper, Mtg, 3-15
- Sparkplug [Gm], 1-1
- Sparkplug, 5-12
- Spindle Wldt, Wheel, Front, Lh, 2-57
- Spindle Wldt, Wheel, Front, Rh, 2-57
- Spool, Pilot, Hyd, 4-7, 4-9
- Spring Assy Kit, 2-5
- Spring Kit, Scu [Cl], 4-5
- Spring, Cmpr, 0.48od .04wir 03.5l, 2-65, 2-67
- Spring, Cmpr, 0.72od .06wir 02.3l, 2-93, 3-7
- Spring, Cmpr, 0.97od .11wir 02.5l, 2-89, 2-93, 3-7
- Spring, Extn, 0.50od 0.06wir 02.5l, 2-69, 2-71
- Spring, Extn, 0.75od 0.09wir 02.5l, 2-59
- Spring, Extn, 1.00od 0.12wir 05.0l, 2-63
- Spring, Extn, 1.39od 0.15wir 09.0l, 2-97
- Spring, Motor, Hyd, 4-13
- Spring, Tens, Brake, 2-57
- Spring, Tors, 0.61id .18wir 02.0coil, 2-57
- Spring, Tors, 0.75id .06wir 02.8coil, 2-59
- Spring, Tors, 1.09id .11wir 03.0coil, 2-87
- Spring, Valve, Relief, Oil Press, 5-7
- Spring, Valve, 5-3
- Spring, 2-55, 4-13
- Sprocket, Camshaft, 5-11
- Sprocket, Crankshaft, 5-11
- Sprocket, Pump, Water, 5-7
- Starter, 12vdc [Delco] (Mar. 2006 and Newer), 5-5
- Steer-Control, Hyd05, 06.1 2030 (See Breakdowns), 2-25
- Steer-Control, Hyd05, 06.1 2030, 4-5
- Stem, Valve, Hyd [4w2p], 4-7, 4-9
- Strainer, Hyd, 010gpm 100mesh, 2-107
- Strainer, Hyd, 025gpm 100mesh 03psi, 1-1, 2-107
- Strap, Adj, Alternator, 2-39
- Strap, Cap, Enclosure, 3-9, 3-11
- Strap, Door, Cab, 3-19
- Strap, Door, Dump, Side, 1-2, 2-69, 2-71
- Strap, Main, Lip, 1-2, 2-65, 2-67
- Strap, Mtg, Tank, Lpg, 2-45
- Strap, Pyp, 0.07 1.0w 18.5l, W/ Buckle, 3-9, 3-11
- Strap, Rbr, 2-85
- Strap, Tank, Fuel, 2-43
- Strap, Tank, Hyd, 2-107
- Strip, Backing, Hppr, 2-5
- Strip, Seal, 2-15
- Stud, Ball, .39d .31-16, Gasspring, 2-15, 2-17
- Stud, M10 X 1.50 [35], 2-41
- Stud, Manifold, M8 X 28, 5-9
- Stud, Manifold, M8 X 96, 5-9
- Stud, Starter, M08 X 1.25, 5-5
- Stud, Strike, Cab, 3-19
- Stud, Wheel, .50-20 X 1.50l, 0.370th, 2-51
- Stud, Wheel, .50-20 X 1.88l, 0.560th, 2-57

CROSS REFERENCE

Switch Assy, Press, No 02400psi, 2-113, 2-115
Switch, A/C [Binary], 3-23
Switch, Indicator, Oil Press, 2-27, 5-7
Switch, Key, 4 Pos [Honeywell], 2-21, 2-23
Switch, Limit, 15a, Nc, 2-95, 3-5
Switch, Press, 0006psi Dpdt, 2-27
Switch, Press, 0070psi Spst Nc 12vdc 08a, 2-45
Switch, Press, Hyd, 18-24psi, Spst, No (S30XP only), 2-107
Switch, Pressure, 12v, 2-83
Switch, Rocker, Dpdt, Mom / Off / Mom, 2-21
Switch, Rocker, Dpdt, On / Off / Mom, 2-21
Switch, Rocker, Dpst, On / None / On (S30 Only), 3-9, 3-11
Switch, Rocker, Dpst, On / None / On, 2-21
Switch, Rocker, Prgrsv, 2-21, 2-23
Switch, Snap, 15a Nc, Rlr, 2-87
Switch, Snap, 15a No, Rlr, 2-75, 2-77
Switch, Snap, 15a No, 3-3, 3-5
Switch, Thermal, 160deg, Spdt, 2-65, 2-67
Switch, Turn Signal, 3-5

T

Taillight, 12vdc, 6.3 X 2.5, 2-5
Tank, Coolant, 03.30w 4.7hi 04.7l, 1liter, 2-47
Tank, Fuel, 2-43
Tank, Lpg, 33lb, W/ Gauge [Empty, Liq], 2-45
Tape, Warning, Left Blk/Yel [33 Mtr] (CE Only), 2-133
Tape, Warning, Rh, Blk / Yel [33 Mtr] (CE Only), 2-133
Terminal, Tab, .25 .19h .84l, 2-27
Thermostat, Heater/Air, 4-11
Thermostat, W/ Hsng And Seal, 5-3
Tie, Cable, Nyl, 07.3l .19w 1.8 Max D, 2-29, 2-47, 3-3, 3-5
Tie, Cable, Nyl, 11.4l .19w 3.0 Max D, 2-47, 2-73
Tie, Cable, Nyl, 14.5l .30w 4.0 Max D, 2-89, 2-91
Timer, 12vdc, 10a [Ce Seat Switch] (CE Only), 2-21
Timer, 12vdc, 30sec On, 2-21
Timer, 12vdc, 6sec Spcl [Tosr116], 2-21
Tire Assy, Pneu, 21 X 6.0-12 4.5bc, Ce, 2-57
Tire Assy, Pneu, 5.00 4.5bc/5blt[R8ic70] Pneumatic Rear, 1-1
Tire Assy, Pneu, 570/500-08 4.5bc 5bolt (Standard), 2-53
Tire Assy, Pneu, 600x9 4.5bc/5bolt, Ce Pneumatic Front, 1-1

Tire Assy, Solid, 18.0 X 4.3 4.5bc 5bolt (Option), 2-53
Tire Assy, Solid, 18.0x4.3 4.5bc/5bolt Solid Rear Tire, 1-1
Tire Assy, Solid, 21.0 X 5.0 Solid with Bearing Front, 1-1
Tire Assy, Solid, 21.0 X 5.0, W/ Brg, 2-55
Tire, Pneu, 21 X 6.0 X 9.0 12 Ply [lc40], 2-57
Tire, Solid, 18.0 X 7.0 X 8.0[4.33 Sc15], 2-53
Tire, Solid, 21.0 X 5.0 X 11.9[Press On], 2-55
Tire, W/ Tube, W/ Flap, 2-53
Track, Slide, Seat Adj, 12.5l, W/Latch, 2-13
Track, Slide, Seat Adj, 12.5l, 2-13
Tray Wldt, Lpg, 2-45
Tread, Non-Skid, 02.2w 11.5l, 2-61
Tread, Non-Skid, 04.5w 10.0l, 2-11
Tread, Non-Skid, 10.0w 12.0l, 2-11
Tube [Pcv], 5-3
Tube Assy, Hyd, Cooler [Coyote], 2-109
Tube Assy, Hyd, Filtr [Coyote], 2-109
Tube Assy, Hyd, Valve Tank [Coyote], 2-109
Tube Wldt, Door, 3-11
Tube Wldt, Tee, 2-35, 2-37
Tube Wldt, 2-99
Tube, 0.38id 0.5ood 00.6l, Ss, 2-85
Tube, 0.41id, 0.73od, 00.88l, Stl, 2-85
Tube, 0.59id 1.25od 00.6l, Stl, 2-93, 3-7
Tube, 0.77id 1.75od 00.7l, Stl, Pntd, 2-51
Tube, 1.88id 2.00od 02.5l, Ss, 2-37
Tube, Bleed, Air, .62od 2.2l .12npt, Alm, 2-29, 2-33
Tube, Coolant, 1.3d, Lower, 2-49
Tube, Coolant, Eng, 2-49
Tube, Ds, 5-8
Tube, Exhaust, Muffler, 2-41
Tube, Exhaust, Tailpipe, 3 Wheel, 2-41
Tube, Hose, 3-9, 3-11
Tube, Hyd [Pump Charge], 2-111
Tube, Hyd, Gear Pump Front [Coyote], 2-111
Tube, Hyd, Gear Pump Middle [Coyote], 2-111
Tube, Hyd, Gear Pump Rear [Coyote], 2-111
Tube, Hyd, Pump, Drain, 2-111
Tube, Hyd, Steering Drain, 2-109
Tube, Plstc, 0.25id 0.31od 00.5l, Blk, 2-99
Turnbuckle, Body, .38thread, 03.9l, 2-55

V

Valve Assy, Relief [CI], 4-5
Valve, By-Pass, Oil Filtr, 5-8
Valve, Check, 4-7, 4-9
Valve, Cntrl, Solenoid, 4-7, 4-9
Valve, Exhaust, 5-3
Valve, Expansion, 4-11
Valve, Heater, 3-21

Valve, Hyd, Solenoid, 12vdc [06s] (See Breakdowns), 2-113
Valve, Hyd, Solenoid, 12vdc [06s], 4-7, 4-9
Valve, Hyd, Solenoid, 12vdc [08s] (See Breakdowns), 2-115
Valve, Intake, 5-3
Valve, Lock Off, 2-33
Valve, Lpg, Press Relief [Rego], 2-45
Valve, Motor, Hyd, 4-13
Valve, Relief, 3000psi, 4-15
Valve, Relief, Oil Press, 5-7
Valve, Relief, Pump, 4-15
Valve, Relief, 4-7, 4-9
Valve, Stem, No, 4-7, 4-9

W

Wand, Vacuum, 3-9, 3-11
Washer, Flat, #10, 3-11
Washer, Flat, 0.19b 0.44d .03, Nyl, Blk, 2-21, 2-23
Washer, Flat, 0.25, Fendr, 2-65, 2-83
Washer, Flat, 0.25, Sae, 2-13, 2-63, 2-71, 3-3, 3-5
Washer, Flat, 0.25, Std, 2-27, 2-29, 2-31, 2-43, 2-47, 2-69, 2-71, 3-9, 3-11, 3-21
Washer, Flat, 0.27b 0.69d .05, Ss, 2-61, 2-99
Washer, Flat, 0.31, Hardened, 2-39
Washer, Flat, 0.31, Sae, 2-27, 2-39, 2-47, 2-51, 2-63, 2-83, 2-85, 2-87, 3-15
Washer, Flat, 0.31, Std (S30XP Only), 2-13
Washer, Flat, 0.31, Std, 2-5, 2-7, 2-9, 2-19, 2-27, 2-35, 2-37, 2-41, 2-45, 2-47, 2-51, 2-63, 2-65, 2-67, 2-73, 2-83, 2-85, 2-93, 2-97, 3-7, 3-9, 3-11
Washer, Flat, 0.32b 1.00d .12, Ss, 2-65, 2-69, 2-83, 2-85
Washer, Flat, 0.34b 1.50d .12, Stl, Pl, 2-71
Washer, Flat, 0.38, Fendr, 2-81
Washer, Flat, 0.38, Hardened, 2-27, 2-33
Washer, Flat, 0.38, Sae, 2-21, 2-23, 2-27, 2-39, 2-55, 2-85, 2-87, 2-89, 2-99, 2-111, 3-23
Washer, Flat, 0.38, Std, 2-7, 2-9, 2-27, 2-39, 2-41, 2-47, 2-61, 2-69, 2-71, 2-83, 2-89, 2-91, 2-93, 2-97, 3-7, 3-13, 3-23
Washer, Flat, 0.38b 0.88d .08, Ss, 2-7, 2-9, 2-39, 2-87
Washer, Flat, 0.38b 0.88d .12, Stl, Pl, 2-13
Washer, Flat, 0.39b 0.75d .06, Nyl, 2-65, 2-67, 2-73
Washer, Flat, 0.40b 0.81d .06, Nyl, 3-11
Washer, Flat, 0.40b 1.12d .12, Stl, Pl, 2-63, 2-81, 2-83, 2-85, 2-113, 2-115, 3-3, 3-5


Washer, Flat, 0.44b 2.00d .12, Stl, Pl,
 2-27
 Washer, Flat, 0.50, Sae, 2-55, 2-57, 2-61,
 2-87, 2-89
 Washer, Flat, 0.50, Std, 2-5, 2-27, 2-77,
 2-79
 Washer, Flat, 0.53b 1.75d .12, Stl, Pl,
 2-99
 Washer, Flat, 0.56b 1.38d .11, Ss, 2-7,
 2-9
 Washer, Flat, 0.62, Sae, 2-61
 Washer, Flat, 0.75, Sae, 2-47, 2-51,
 2-113, 2-115
 Washer, Flat, 0.81b 1.24d .03, Stl, Pl,
 2-63
 Washer, Flat, 08, 2-5, 2-59, 2-73
 Washer, Flat, 1.02b 1.75d .12, Stl, 2-55,
 2-57, 2-75, 2-77
 Washer, Flat, 1.39b 2.12d .13, Stl, 2-51
 Washer, Flat, 10, 2-21, 2-23, 2-29, 2-31,
 2-75, 2-77, 2-87, 2-95, 3-3, 3-5,
 3-9
 Washer, Flat, 2.16b 3.50d .16, Felt, 2-51
 Washer, Flat, Belleville, .31, 2-63, 2-99
 Washer, Flat, Belleville, .38, 2-7, 2-9,
 3-23
 Washer, Flat, Belleville, .50, 2-75, 2-77,
 2-99
 Washer, Flat, Belleville, M10, 2-87
 Washer, Flt, Pump, Hyd, 4-15
 Washer, Lock, Int, 0.25, 2-107
 Washer, Lock, Int, 0.31, 2-27, 2-39
 Washer, Lock, Int-Ext, 0.25, 2-85
 Washer, Lock, Int-ext, 0.25, 2-27, 3-23
 Washer, Lock, Int-Ext, 0.38, 2-5, 2-39,
 2-85
 Washer, Lock, Int-ext, 0.38, 2-27
 Washer, Lock, Int-Ext, 10, 2-39
 Washer, Pump, Hyd, 4-15
 Washer, Rubber #10, 3-15
 Washer, Sheave, Cshft, 5-5
 Washer, Shldr, Glass, Cab, 3-17
 Washer, Sprkt, Camshaft, 5-3, 5-11
 Washer, Thrust, 0.61b 1.25d .06, Fgl, 2-87
 Washer, 4-15
 Weight, Counter, Casting, 52.8lb, 2-79
 Weight, Counter, Casting, 72.8lb (S30 and
 S30XP Only), 2-5
 Weight, Counter, Casting, 72.8lb, 2-79
 Weight, Counter, Casting, 79.9 Lb, 2-5
 Weight, Eccentric, 2-85
 Wheel, Steering, 14.3d 0.81b 36tooth,
 2-25
 Wire Set, Sparkplug [1.6], 5-12
 Wire, 10ga 16.0l Blk .25ring /.38ring, 3-23
 Wire, Ground, 2-39




TENNANT COMPANY
 Technical Publications #15
 701 North Lilac Drive
 P.O. Box 1452
 Minneapolis, MN 55440-9947

POSTAGE WILL BE PAID BY ADDRESSEE

BUSINESS REPLY MAIL
 FIRST CLASS MAIL PERMIT NO. 94 MINNEAPOLIS, MN




NO POSTAGE
 NECESSARY
 IF MAILED
 IN THE
 UNITED STATES



Fold along dotted lines

Tape here







TENNANT COMPANY
 Technical Publications #15
 701 North Lilac Drive
 P.O. Box 1452
 Minneapolis, MN 55440-9947

POSTAGE WILL BE PAID BY ADDRESSEE

BUSINESS REPLY MAIL
 FIRST CLASS MAIL PERMIT NO. 94 MINNEAPOLIS, MN



NO POSTAGE
 NECESSARY
 IF MAILED
 IN THE
 UNITED STATES



Fold along dotted lines

Tape here

