



97

(Parts Manual)

MM262



This manual is furnished with each new TENNANT Model 97. It provides necessary operating and preventive maintenance instructions. Read this manual completely and understand the machine before operating or servicing it.

This manual covers all machine variations and standard accessories. The instruction portion of the manual consists of the Specification, Operation, Maintenance, and Appendix sections. The parts portion consists of the Low Dump Model Parts; Multi-Level Dump Model Parts; Accessories; Hydraulic Components; and Engine Parts sections.

All right side and left side references to the machine are determined by facing the direction of forward travel. All hardware considered to be of a common nature or locally available has been omitted from the parts sections. Be aware that this machine may contain metric hardware. Make sure you use equivalent hardware when replacement becomes necessary.

This machine will provide excellent service. However, the best results will be obtained at minimum costs if:

- The machine is operated with reasonable care.
- The machine is maintained regularly - per the maintenance instructions provided.
- The machine is maintained with Tennant Company supplied or equivalent parts.

Parts and supplies may be ordered by phone or mail from any Tennant Company parts and service center, distributor, or from any of the Tennant Company subsidiaries. Before ordering parts or supplies, be sure to have your machine model number and serial number handy. Fill out the data block below for future reference. The telephone numbers, telex numbers, mailing addresses, and locations of those outlets are listed in the Customer Documents section of the manual.

MACHINE DATA <i>Please fill out at time of installation.</i>
Machine Serial Number - _____
Engine Serial Number - _____
Sales Representative - _____
Customer Number - _____
Date of Installation - _____
Manual Number - MM262
Revision: 00
Published: 3-91

Trademark Registered in: Austria, Benelux, Denmark, England, France, Germany, Italy, Spain, Switzerland, United States, Argentina, Australia, Canada, Japan, Mexico, Sweden, by Tennant Company, Minneapolis, Minnesota, U.S.A.

Acknowledgements: Technical information and/or illustrations supplied by Ford Motor Company; Cessna Fluid Power Division; Eaton Corporation, Hydraulics Division.

SECTION 5

CONTENTS

	Page
ORDERING REPAIR PARTS	5-3
Fig. 1 - Recommended General Maintenance Items	5-4
Fig. 2 - Replacement Brushes	5-5
Fig. 3 - Main Frame Group	5-6
Fig. 4 - Seat Support Group	5-8
Fig. 5 - Side and Rear Doors Group	5-10
Fig. 6 - Engine Hood Group	5-12
Fig. 7 - Lintel Group	5-13
Fig. 8 - Hopper Lift Arms Group	5-14
Fig. 9 - Bumper Group	5-15
Fig. 10 - Side Brush Group	5-16
Fig. 11 - Filter Box Assembly	5-18
Fig. 12 - Hopper Group	5-20
Fig. 13 - Vacuum Fan Group	5-22
Fig. 14 - Directional Control Group	5-23
Fig. 15 - Main Brush Lift and Drive Group	5-24
Fig. 16 - Front Wheels and Brakes Group	5-26
Fig. 17 - Steering Control Group	5-28
Fig. 18 - Overhead Guard Group	5-29
Fig. 19 - Rear Wheel Support Group	5-30
Fig. 20 - Rear Wheel Assembly	5-32
Fig. 21 - Instrument Panel Group	5-33
Fig. 22 - Instrument Panel Group, LPG	5-34
Fig. 23 - Air Cleaner Group	5-35
Fig. 24 - Flywheel Housing Group	5-36
Fig. 25 - PCV and Vacuum Advance Hose Group	5-37
Fig. 26 - Engine Group	5-38
Fig. 27 - Carburetor Group, Gas	5-40
Fig. 28 - Carburetor Group, LPG	5-42
Fig. 29 - Fuel Tank Group, LPG	5-44
Fig. 30 - Battery Group	5-46
Fig. 31 - Radiator Group	5-47
Fig. 32 - Fuel Tank Group	5-48
Fig. 33 - Muffler Group	5-49
Fig. 34 - Hydraulic Hoses Group	5-50
Fig. 35 - Wire Harnesses Group, Low Dump	5-52
Fig. 36 - Control Valves Group	5-57
Fig. 37 - Hydraulic Pumps Group	5-58
Fig. 38 - Hydraulic Reservoir Group	5-59
Fig. 39 - Counterweight Group	5-60
Fig. 40 - Labels Group	5-61

NOTE: SECTION 5, LOW DUMP MODEL PARTS, lists repair parts for a low dump model machine. This section also contains parts common to all models of the machine.


ORDERING REPAIR PARTS

The components used in this machine have been carefully selected for performance and safety. Use only TENNANT specified or equivalent parts.

To receive prompt service in filling of your parts orders, please direct all orders for parts with TENNANT part numbers to the TENNANT, and all orders for parts with vendor part numbers to the local supplier of the respective vendor.

When ordering parts, please furnish all of the following information:

1. Machine model number - shown on the machine data plate.



2. Machine serial number - shown on the machine data plate.
3. Power source - gasoline, LPG, diesel, electric.
4. Company name.
5. Shipping address.
6. Billing address.
7. Name, first and last - of person ordering parts.
8. Telephone number.
9. Purchase order number.
10. Part number, description, and quantity - of each item on the order.
11. Customer ID Number.

Do not order parts by key number or the figure number of the illustrated parts. Indented items indicate parts of assemblies. Standard hardware is furnished only when part of a purchased assembly. Please get hardware from a local hardware supplier.

If the old part cannot be identified, send it to us with the quantity needed specified on the order.

Any claim for loss or damage to a shipment in transit should be filed promptly against the transportation company making the delivery. Shipments will be complete unless the packing list or order acknowledgement indicate items back ordered.

If parts received are suspected to be incorrect or defective, please write, wire, or phone the TENNANT representative from whom you ordered the part. They will give authorization for return and/or handle replacement shipments when required.

SERIAL NUMBER INFORMATION EXPLANATION

Serial number listings are shown to indicate on which machines each part can be used. These listings are explained by the following examples:

(000000-) The part can be used on all machines.

(003342-) The part can be used on all machines beginning with the serial number listed.

(000000-004320) The part can be used on all machines up to and including serial number listed.

(004321-005678) The part can be used on all machines between and including the serial numbers listed.

Where xxxxxx's are listed in place of a serial number, it indicates a change was made but the exact serial number had not been established when the catalog went to press.

SI UNITS OF MEASURE (INTERNATIONAL SYSTEM)

Metric equivalents have been included, where applicable, throughout this parts catalog.

FASTENER STRENGTH IDENTIFICATION

Fasteners required to have high-strength qualities equivalent to SAE Grade 8 are identified throughout this catalog by the description GR 8. Unless identified by this description, all standard fasteners are SAE Grade 5.

(Specifications and design subject to change without notice.)

Fig. 1 - Recommended General Maintenance Items

06826

Key	TENNANT Part No.	Machine Serial Number	Description	Qty.
-----	---------------------	--------------------------	-------------	------

NOT AVAILABLE AT TIME OF PUBLICATION

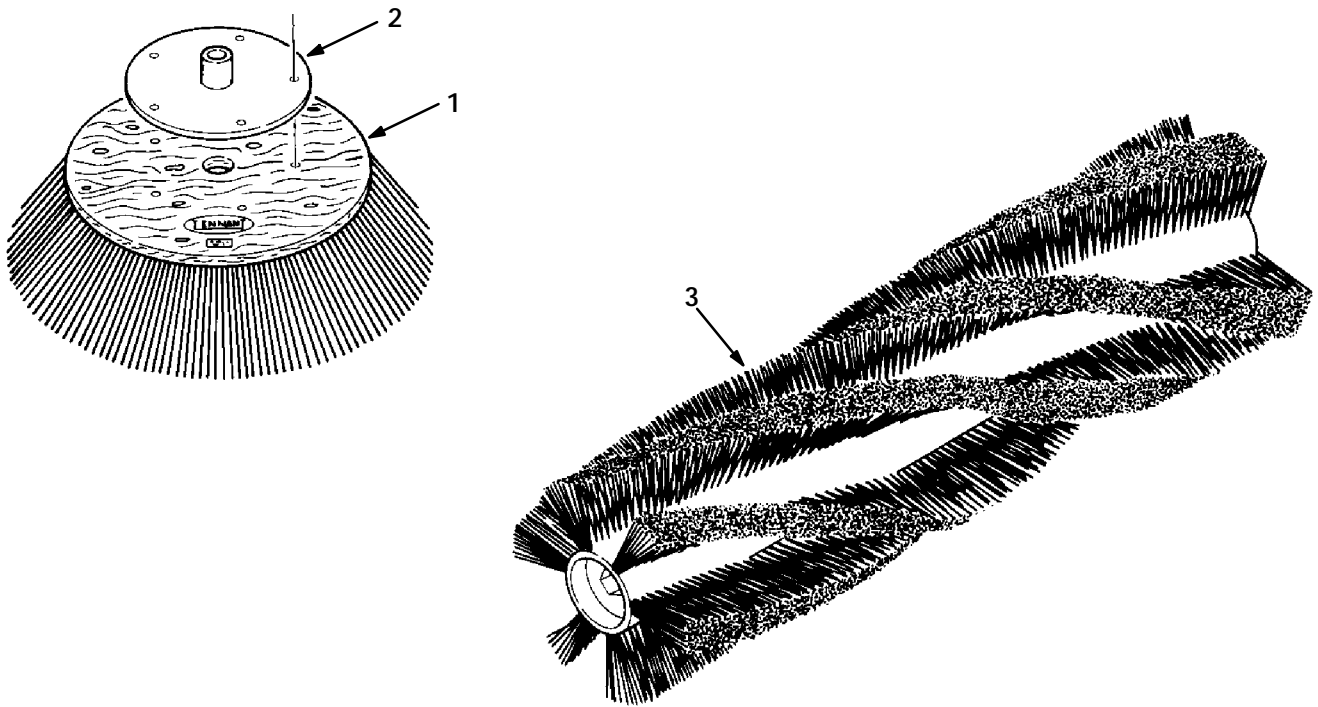


Fig. 2 - Replacement Brushes

06667

Key	TENNANT Part No.	Machine Serial Number	Description	Qty.
1	36141	(010000-)	Brush-Side Swp-26 D-Assy-Nyl	1
	51021N	(010000-)	Brush-Side Swp-26 D-Nyl	1
2	35776	(010000-)	Plate Wldt, Support,Side Brush	1
	36140	(010000-)	Brush-Side Swp-26 D-Assy-Fltw	1
	51542	(010000-)	Brush-Side Swp-26 D-Fltw	1
	35776	(010000-)	Plate Wldt, Support,Side Brush	1
3	35323	(010000-)	Brush-Sweep Spl-50Lg-24Sr-Nyl	1
3	35324	(010000-)	Brush-Sweep Spl-50Lg- 8Dr-P&W	1
3	35325	(010000-)	Brush-Outsd Spl-50Lg- 8Dr-Poly	1
3	35326	(010000-)	Brush-Sweep Spl-50Lg- 8Dr-Poly	1
3	35327	(010000-)	Brush-Sweep Spl-50Lg- 8Dr-Wire	1
3	35336	(010000-)	Brush-Patrl Spl-50Lg- 4Qr-Nyl	1

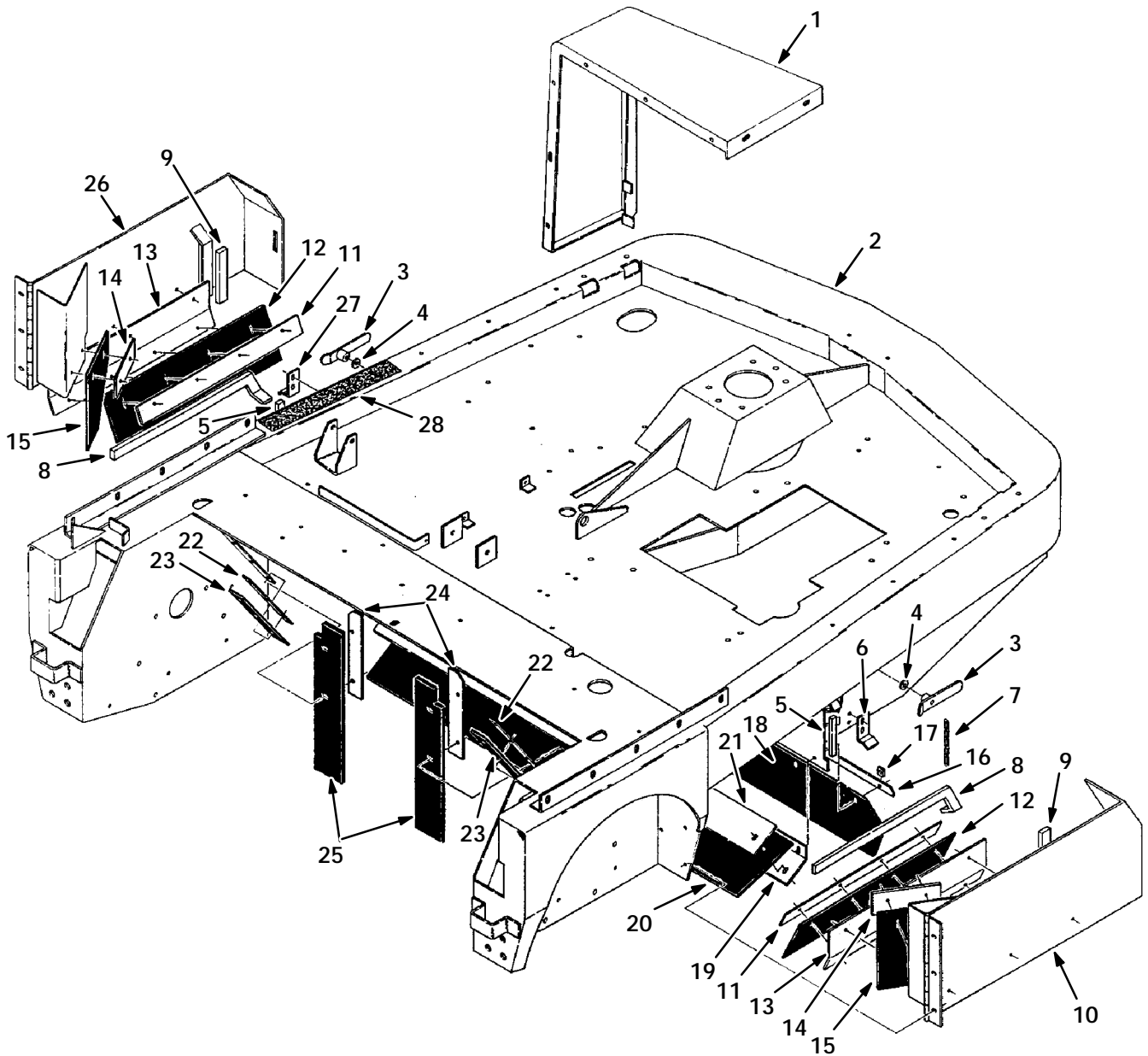


Fig. 3 - Main Frame Group

Fig. 3 - Main Frame Group

Key	TENNANT Part No.	Machine Serial Number	Description	Qty.
1	51325	(010000-)	Panel Weldm.,Corner,Rear,R.H	1
2	35213	(010000-)	Frame Wldt, Main, 97 Lo-D	1
3	52290	(010000-)	Handle Weld	2
4	52296	(010000-)	Washer,Nyl,0.405Bx0.812X.060Th	2
5	65079-1	(010000-)	Seal,Foam Rbr, .50 1.00W 4.3L	2
6	51172-1	(010000-)	Clip,S.Br.Door,L.H.	1
7	09342	(010000-)	Chain, Link#2/0, 5Links Plain	1
8	65079	(010000-)	Seal,Foam Rbr, .50 1.00W 32.5L	2
9	60731	(010000-)	Seal, Foam Rubber,.50X1.00X7.5	2
10	35338	(010000-)	Door Wldt, Brush,Lh	1
11	35343	(010000-)	Strip, Retainer, Skirt	2
12	35342	(010000-)	Skirt, Side Door	2
13	35341	(010000-)	Bracket, Side Skirt	2
14	35345	(010000-)	Strip, Retainer, Skirt	2
15	35344	(010000-)	Skirt, Side Door, Front	2
16	62111	(010000-)	Strip,.12T .8W51.5L 7/.38H8.0C	1
17	02485	(010000-)	Nut Speed,Retainer 5/16-18 Unc	7
18	36243	(010000-)	Skirt, Rear	1
19	62152	(010000-)	Bracket Deflector,Rear	1
20	36244	(010000-)	Flap, Rear	1
21	62644	(010000-)	Strip,.11T3.5W50.0L 7/.38S8.0C	1
22	65107	(010000-)	Strip,Retainer	2
23	65076	(010000-)	Seal	2
24	51091	(010000-)	Retainer,Seal,Side	2
25	51090	(010000-)	Seal,Pan,Side	2
26	35337	(010000-)	Door Wldt, Brush, Rh	1
27	51172	(010000-)	Clip, S.Br.Door, R.H.	1
28	75430	(010000-)	Pad, Tread	1

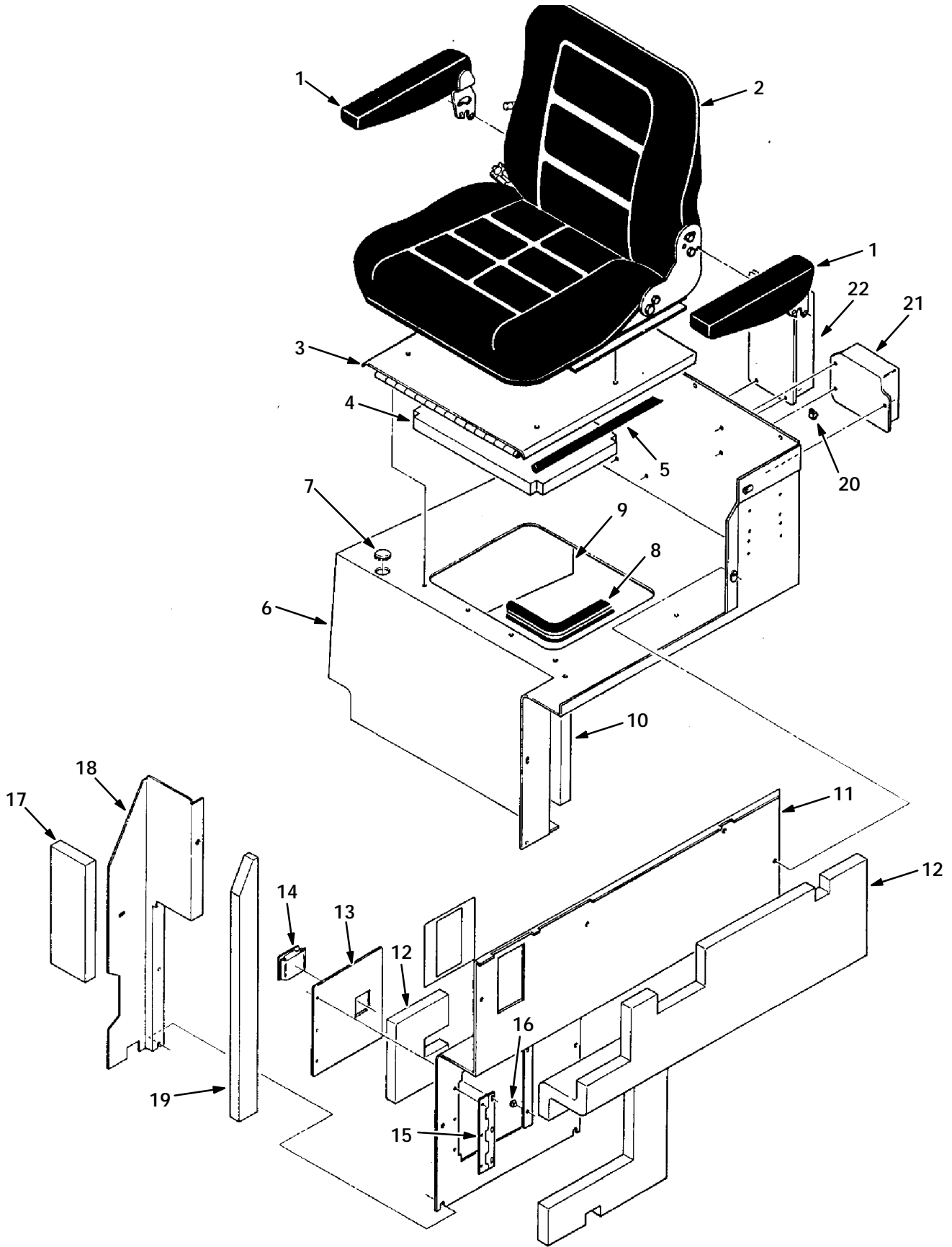


Fig. 4 - Seat Support Group

Fig. 4 - Seat Support Group

Key	TENNANT Part No.	Machine Serial Number	Description	Qty.
1	34252	(010000-)	Armrest Assy,Lh& Rh	1
2	34251	(010000-)	Seat, Grammer Gs-12	1
3	35403	(010000-)	Plate Wldt, Seat	1
4	60881	(010000-)	Insulation, S/Foam, Seat	1
5	60738	(010000-)	Molding, Trim 11-14Ga 51.5	1
6	35376	(010000-)	Frame Wldt, Seat Support	1
7	47178	(010000-)	Plugbtn 1.00H .11-.12 Chromstl	1
8	60739	(010000-)	Seal, 50.0 Lg	1
9	60882	(010000-)	Insulation, S/Foam, Seat Spt-R	1
10	60884	(010000-)	Insulation, S/Foam, Seat Spt-F	1
11	35394	(010000-)	Panel, Side	1
12	60887	(010000-)	Insulation, S/Foam, Access Pnl	1
13	35387	(010000-)	Door, Access	1
14	35397	(010000-)	Latch, Slide	1
15	35388	(010000-)	Hinge	1
16	36210	(010000-)	Bumper Rep.By29233	2
17	60885	(010000-)	Insulation, S/Foam, Fill Pnl	1
18	35347	(010000-)	Panel Wldt, Filler	1
19	60886	(010000-)	Insulation, S/Foam, Fill Pnl	1
20	40678	(010000-)	Clamp, Cable .44D .62Wide	3
21	36006	(010000-)	Module, Ignition	1
22	60715	(010000-)	Control Box, Precision Gov	1

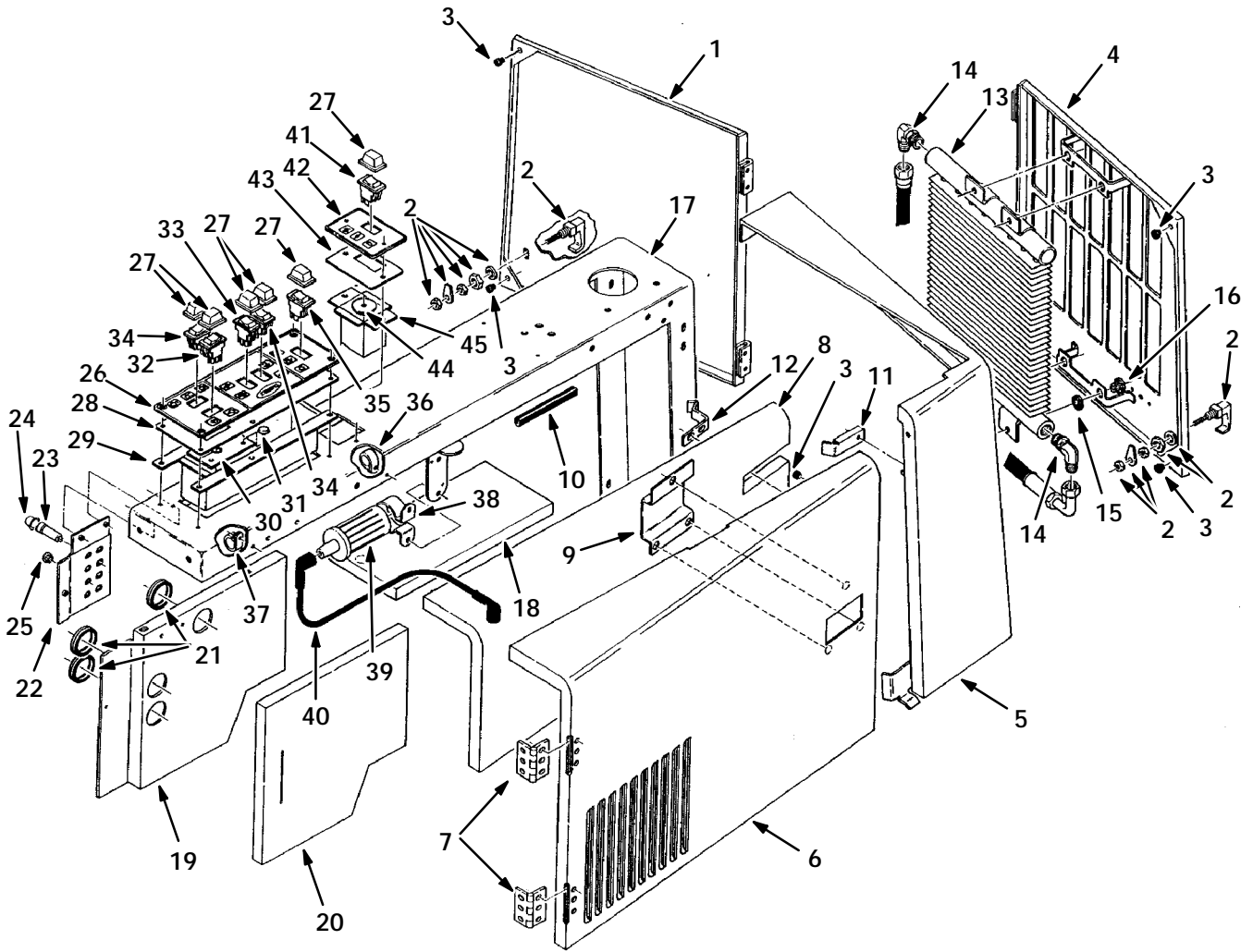


Fig. 5 - Side and Rear Doors Group

Fig. 5 - Side and Rear Doors Group

Key	TENNANT Part No.	Machine Serial Number	Description	Qty.
1	34275	(010000-) Door Weldmt, Rear W/Label	1
2	51375-1	(010000-) Latch, Rear Door	2
3	51787	(010000-) Bumper, Rubber	6
4	35478	(010000-) Door Wldt, Rear Lh	1
5	35474	(010000-) Panel Wldt, Corner Rear Lh	1
6	35460	(010000-) Door Wldt, Engine Side	1
7	47974	(010000-) Hinge, Reversed Type	2
8	35458	(010000-) Foam, Acoustic	1
9	16755	(010000-) Channel, Door Pull	1
10	62595-3	(010000-) Molding, Trim 11-14Ga 5.75	1
11	35472	(010000-) Angle, Stop Engine Door	1
12	53697	(010000-) Catch, Spring	2
13	13698	(010000-) Cooler, Hyd	1
14	46481	(010000-) Ftg-Hyd E90 Jm12/Om12	2
15	62172	(010000-) Ring	4
16	62173	(010000-) Bushing, Isolator-Inner,Rbr.	4
17	35374	(010000-) Channel Wldt, Stiffener, Lintl	1
18	60880	(010000-) Insulation, S/Foam, Channel	1
19	35384	(010000-) Panel Wldt, Noise Deflector	1
20	62210	(010000-) Insulation,S/Foam1.0Xw/Cut-Off	1
21	47080	(010000-) Grommet,Rbr,1.63ld,For .06Matl	3
22	35386	(010000-) Panel, Circuit Breaker	1
23	57803	(010000-) Breaker-Circuit, 15 Resetbl	3
24	57751	(010000-) Boot-Circuit Breaker	3
25	57167	(010000-) Plugbtn .62H .03-.12 Blacknyl	5
26	35367	(010000-) Plate, Switch	1
27	57807	(010000-) Cover, Rocker Switch Seal	6
28	61861	(010000-) Gasket, Switch Plate	1
29	61858	(010000-) Box Wldt, Switch	1
30	61865	(010000-) Seal, Harness	1
31	36214	(010000-) Clip, Dart	4
32	60901	(010000-) Switch, Rocker Dpdt (Mom)	1
33	60904	(010000-) Switch, Rocker Dpdt (Mom)	1
34	60905	(010000-) Switch, Rocker Spdt (Mom)	2
35	35389	(010000-) Switch, Rocker, Progressive	1
36	40678-1	(010000-) Clamp-Cable, .88Dia .56Wth	1
37	58366	(010000-) Clamp,Support,Hyd.Hose	1
38	54911-30	(010000-) Strap, Coil	1
39	36012	(010000-) Coil Ignition	1
40	36011	(010000-) Wire, Ing Coil, Suppressor	1
41	60903	(010000-) Switch, Rocker Dpdt	1
42	36229	(010000-) Plate, Throttle Switch	1
43	61864	(010000-) Gasket,Throttle Plate	1
44	61866	(010000-) Grommet	1
45	61862	(010000-) Box Wldt, Throttle	1

LOW DUMP MODEL PARTS

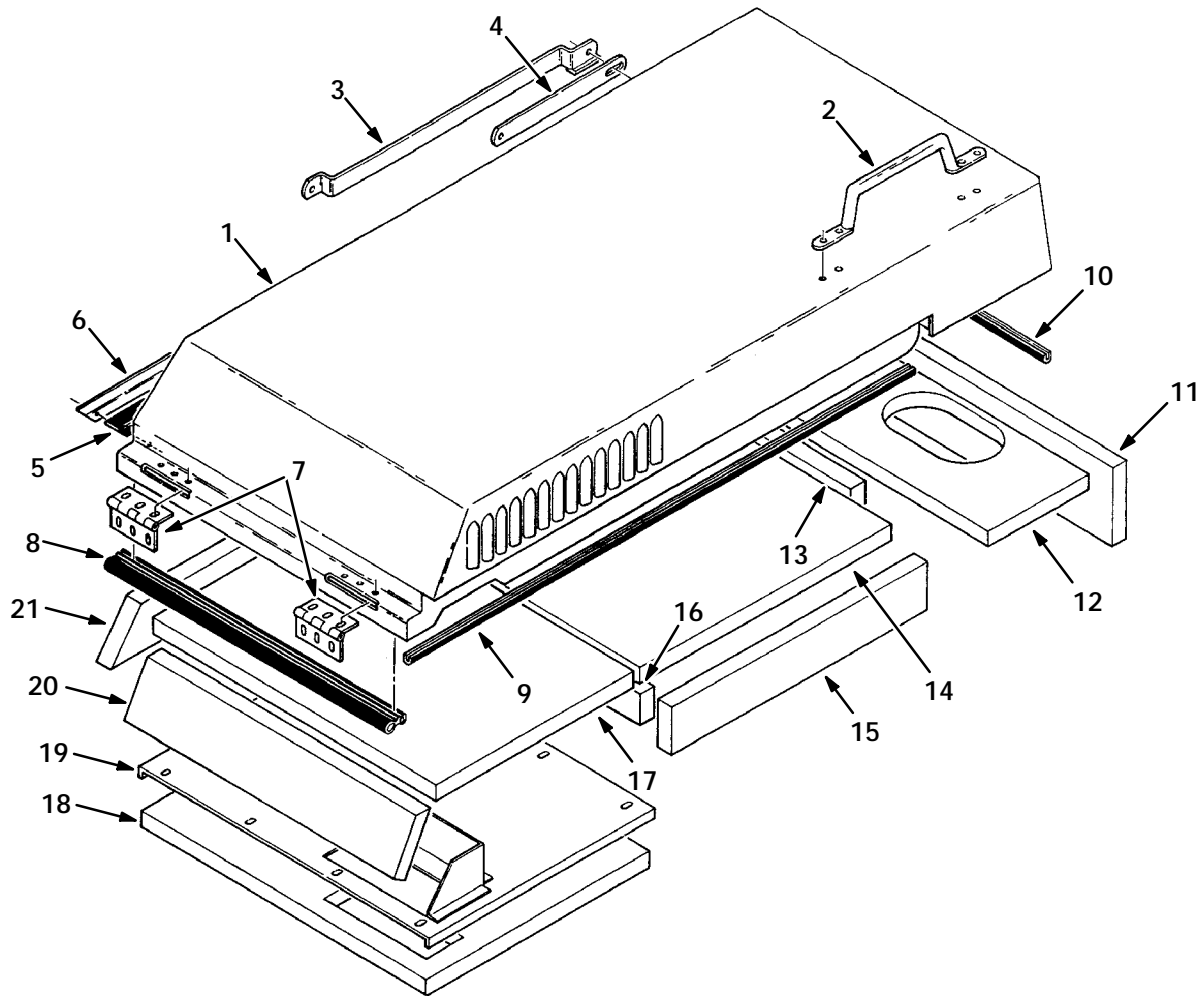


Fig. 6 - Engine Hood Group

06672

Key	TENNANT Part No.	Machine Serial Number	Description	Qty.
1	60700	(010000-)	Hood Wldt, Engine	1
2	32822	(010000-)	Handle, Grab	1
3	60706	(010000-)	Arm Wldt, Hinge	1
4	62759	(010000-)	Arm, Hinge - Short	1
5	60722	(010000-)	Seal, Engine Cover	1
6	60721	(010000-)	Strip, Retainer, Seal	1
7	47974	(010000-)	Hinge, Reversed Type	2
8	60719	(010000-)	Seal, 20.0 Lg	1
9	49758	(010000-)	Molding, Trim 16Ga&Thinnr37.0	1
10	59118-2	(010000-)	Molding, Trim 16Ga&Thinnr19.9	1
11	62055	(010000-)	Insul.,S/Foam1.0X 4.8X21.0 L	1
12	34934	(010000-)	Foam Acoustic	1
13	52843	(010000-)	Insulation,Hood 1X3.0X15.0 L	1
14	39745	(010000-)	Insulation,S/Foam1.0X17.6X20.0	1
15	39743	(010000-)	Insulation,S/Foam1.0X 3.0X18.0	2
16	39744	(010000-)	Insulation,S/Foam1.0X 2.0X19.1	1
17	39746	(010000-)	Insulation,S/Foam1.0X14.0X19.0	1
18	36067	(010000-)	Foam, Acoustic	1
19	60710	(010000-)	Plate Wldt, Exhaust Chamber	1
20	39748	(010000-)	Insulation,S/Foam1.0	1
21	39747	(010000-)	Insulation,S/Foam1.0Xw/Cut-Off	1

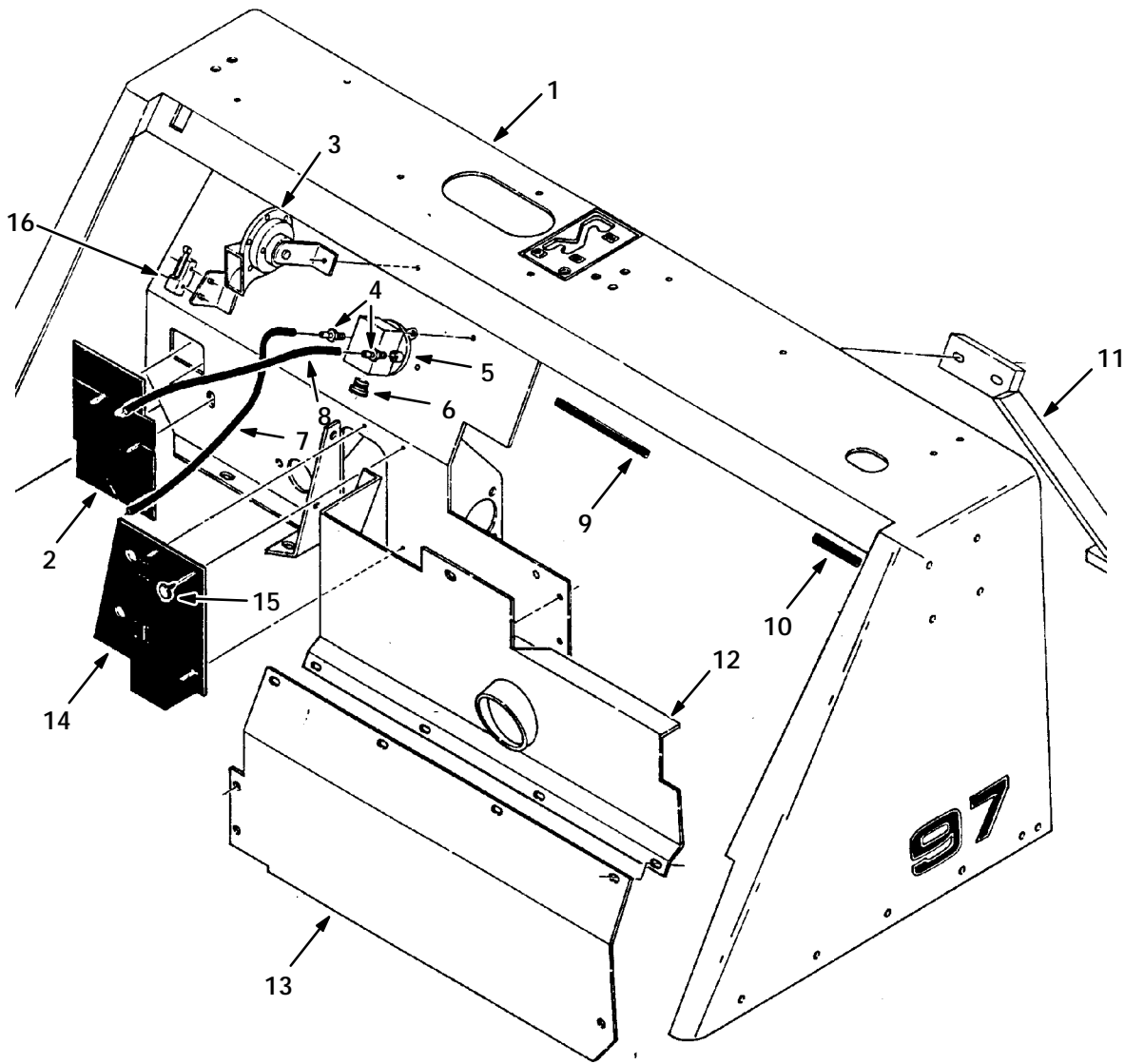


Fig. 7 - Lintel Group

06675

Key	TENNANT Part No.	Machine Serial Number	Description	Qty.
1	35391	(010000-)	Lintel Wldt, Lo-D	1
2	60708	(010000-)	Cover, Rubber, Cable	1
3	14138A	(010000-)	Horn, 12V	1
4	40607	(010000-)	Ftg-Brs Str Bm03/Pm02	2
5	34868	(010000-)	Switch, Pressure	1
6	37031	(010000-)	Strainrelief,F/Flat Spt-3 Cord	1
7	39780	(010000-)	Hose Vac.,Rubber, .16ld,40.0L	1
8	39780-1	(010000-)	Hose Vac.,Rubber, .16ld,28.0L	1
9	62595	(010000-)	Molding, Trim 11-14Ga 7.0	1
10	50850	(010000-)	Molding, Trim 11-14Ga 3.2	1
11	65054	(010000-)	Brace Weldm.,Lintel	1
12	36185	(010000-)	Panel Wldt, Front Upper, Lo-D	1
13	36193	(010000-)	Panel, Front Lower, 97	1
14	35789	(010000-)	Cover, Rubber	1
15	36214	(010000-)	Clip, Dart	5
16	82092	(010000-)	Switch, Roller	1

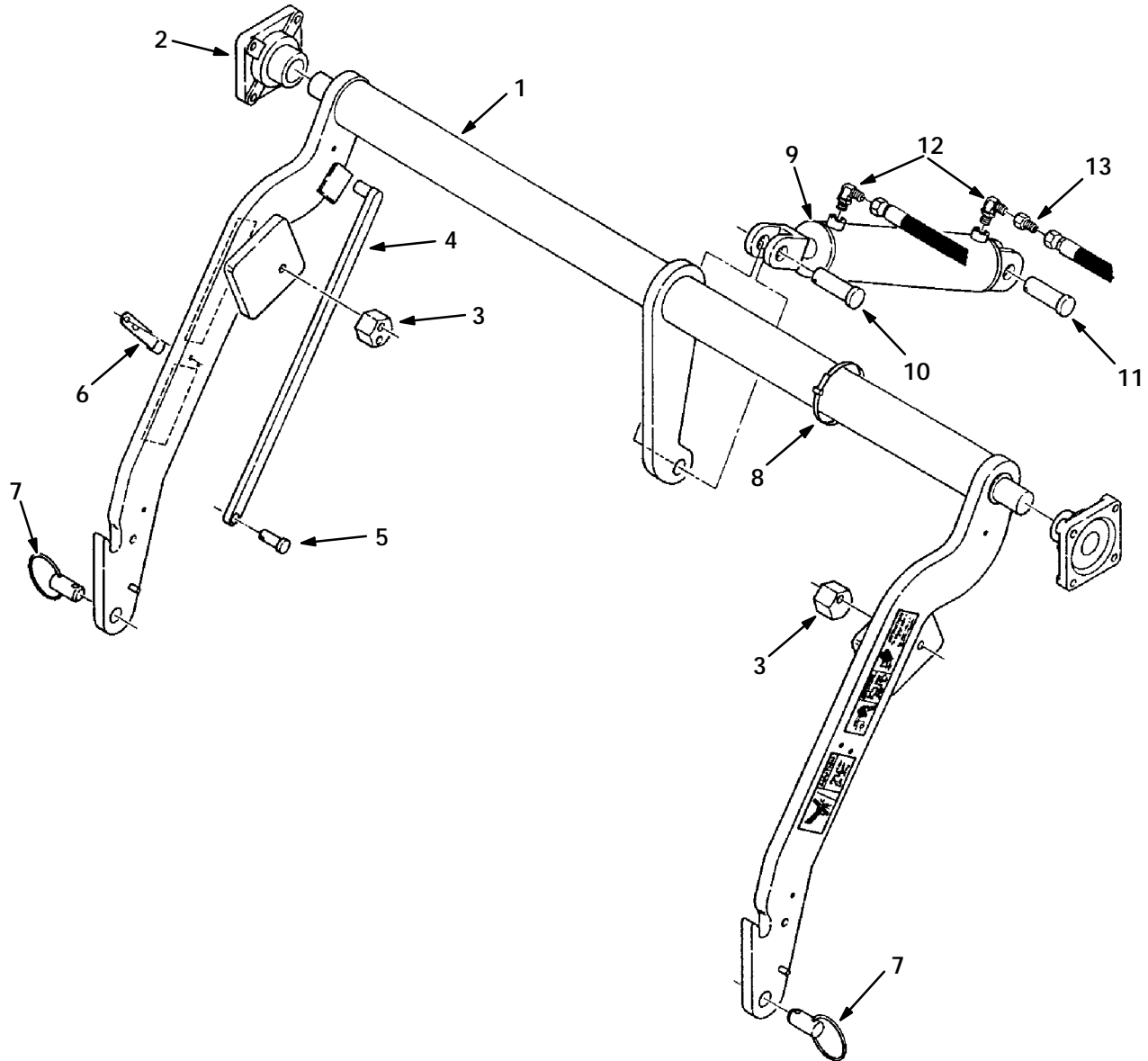


Fig. 8 - Hopper Lift Arms Group

06676

Key	TENNANT Part No.	Machine Serial Number	Description	Qty.
1	60949	(010000-)	Arm, Lift, Lo-D W/Label	1
2	51315	(010000-)	Bearing-Flange,4 Hole 1.44Bore	2
3	36995	(010000-)	Cam, Eccentric	2
4	51883	(010000-)	Arm Weldm.,Hopper Stop L	1
5	51876	(010000-)	Pin,Clevis,0.62 Dia.X1.50 Lg	1
6	52036	(010000-)	Catch, Spring, Ht. Trtd. & Cad. Pltd	1
7	51316	(010000-)	Pin, Quick Release, 1.00Dia x 2.34	2
8	44961	(010000-)	Tie, Cable 4.00D Max 14.50Lg	8
9	34327	(010000-)	Cylinder 3.0 20.8Ret11.80 2500	1
10	34410	(010000-)	Pin,Clevis 1.0D X 3.0L	1
11	04733-4	(010000-)	Pin,Clevis,1.00 Dia.X 2.50 Lg	1
12	77097	(010000-)	Ftg-Hyd E90 Jm04/Om04	2
13	16457	(010000-)	Ftg-Hyd Rst Jm04/.078	1

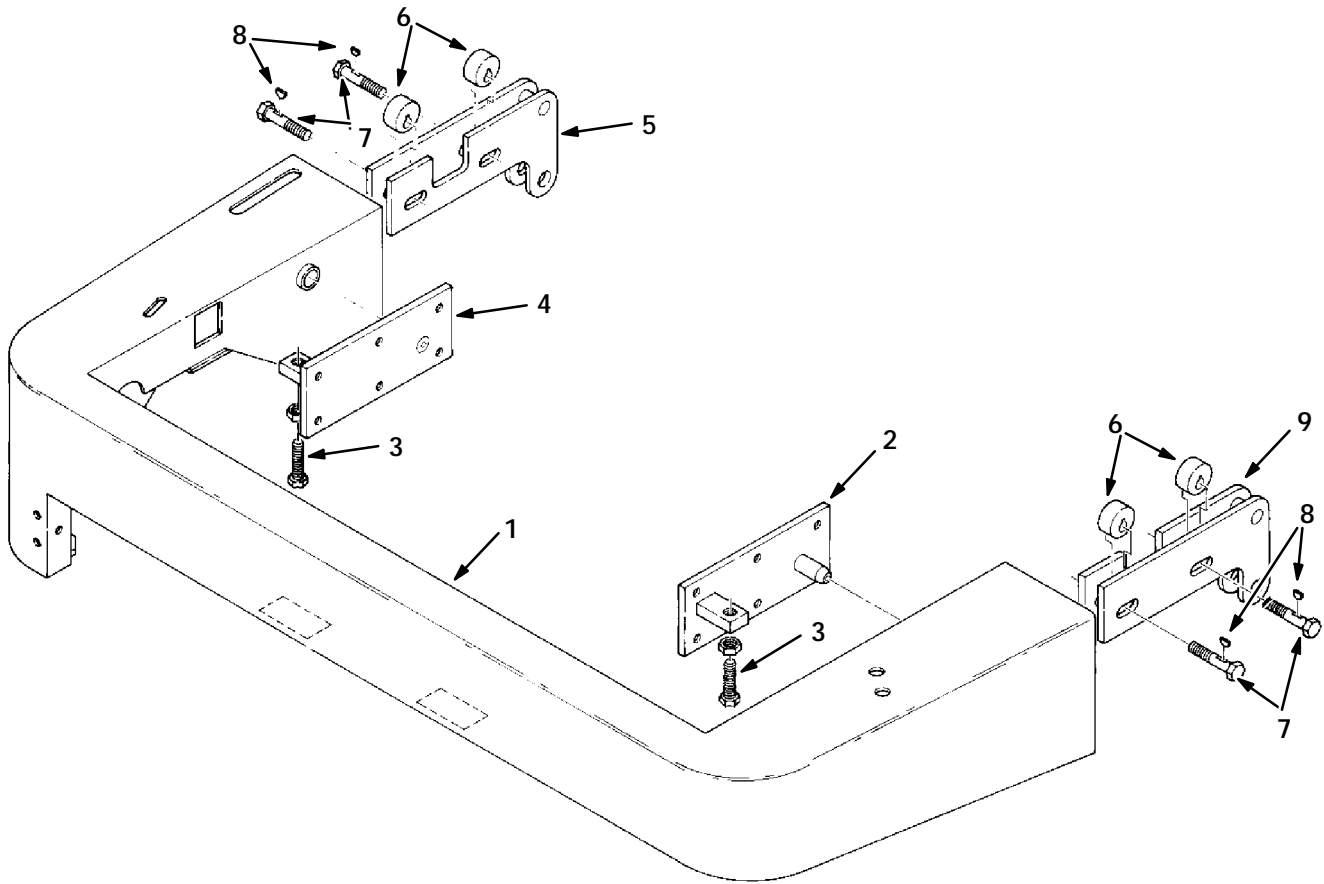


Fig. 9 - Bumper Group

06677

Key	TENNANT Part No.	Machine Serial Number	Description	Qty.
1	60953	(010000-)	Bumper, Hopper, Lo-D W/Label	1
2	51156	(010000-)	Left Hopper Adj. Weld.	1
3	39395	(010000-)	Scr-Hex .75-10X2.50 Full Thd	2
4	51151	(010000-)	Right Hopper Adj. Weld.	1
5	51116-1	(010000-)	Hopper L.Adapt.Weld.,R.H.	1
6	51128	(010000-)	Cam, Lift Bar	4
7	51108	(010000-)	Scr Hex Cap .62-11X3.0	4
8	00500-5	(010000-)	Key-Wdruff 0.12 0.62 Asa#0405	4
9	51116	(010000-)	Hopper L.Adapt.Weld.,L.H.	1

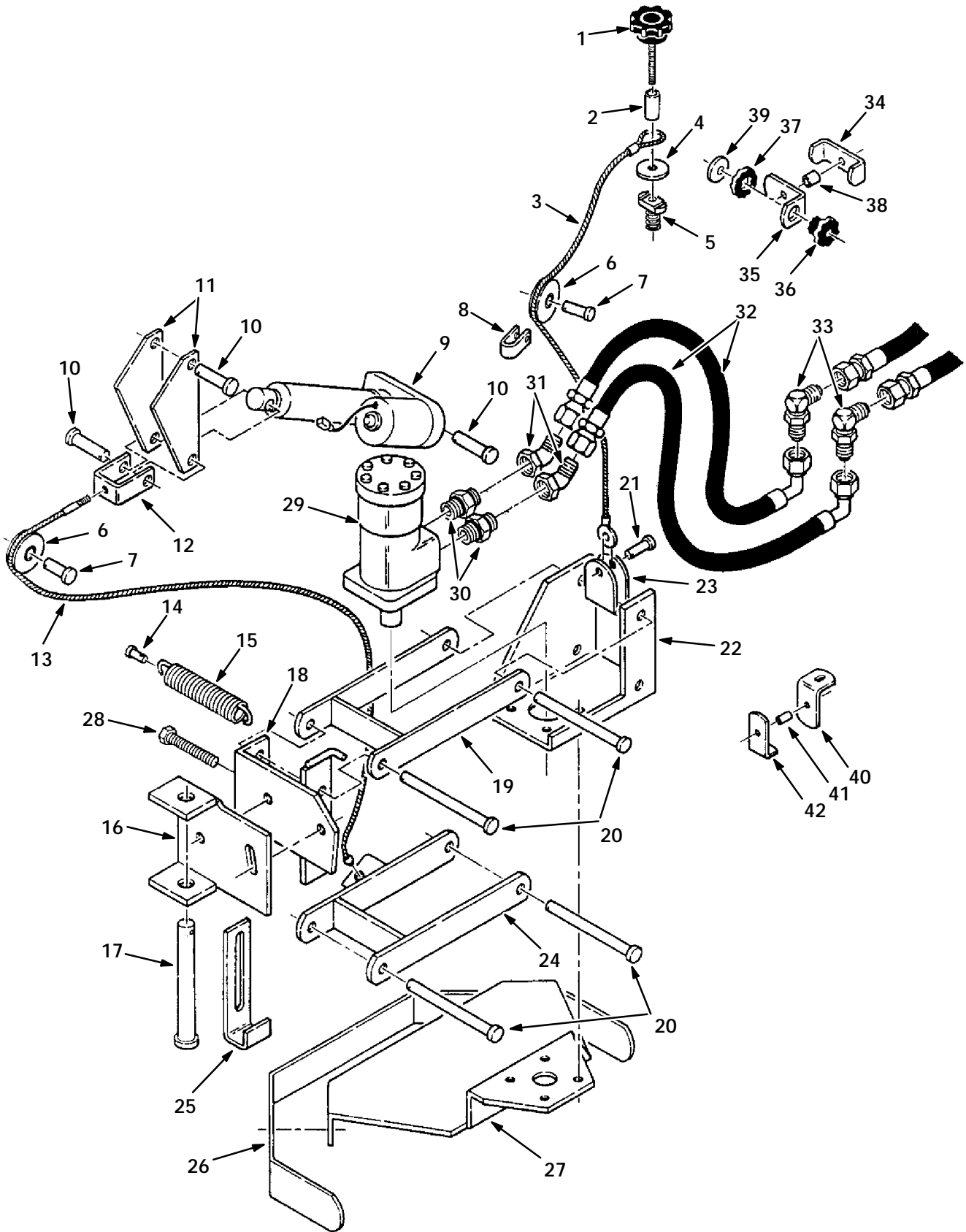


Fig. 10 - Side Brush Group

Fig. 11 - Side Brush Group

Key	TENNANT Part No.	Machine Serial Number	Description	Qty.
1	41341	(010000-)	Knob, Plastic	1
2	40716	(010000-)	Sleeve, .385B .62D.62Cd.Cad	1
3	34500	(010000-)	Cable Side Brush Adjust .18X22	1
4	36996	(010000-)	Washer, .406B 1.50D .19Hr	1
5	34511	(010000-)	Nut, Spring Loaded .38-16	1
6	34532	(010000-)	Roller, Cable	2
7	51529	(010000-)	Pin, Clevis, 0.50 Dia. X 1.25 Lg	2
8	34529	(010000-)	Bracket, Cable Retainer	1
9	35297	(010000-)	Actuator, 12 Vdc	1
10	51534	(010000-)	Pin, Clevis, 0.50 Dia. X 2.00 Lg	3
11	16781	(010000-)	Arm, Swing, Actuator, Stop	2
12	34504	(010000-)	Connector Cable	1
13	34501	(010000-)	Cable Side Brush Lift .18X18	1
14	46800	(010000-)	Pin, Clevis .312D.; .750 D.	1
15	47745	(010000-)	Sprng, Tens, 1.12Odx. 14Wire 6.3L	1
16	52667	(010000-)	Pivot Weldment	1
17	51414	(010000-)	Pin, Clevis, 0.75 Dia. X 6.50 Lg	1
18	52663	(010000-)	Bracket Weld, Side Brush	1
19	45599	(010000-)	Link Weldt, Side Brush	1
20	51225	(010000-)	Pin, Clevis, 0.50 Dia. X 5.50 Lg	4
21	46657	(010000-)	Pin, Clevis, 0.37 Dia. X 1.25 Lg	1
22	62303	(010000-)	Brkt, Motor	1
23	52742	(010000-)	Channel, Connector - Cable	1
24	34523	(010000-)	Link, Parallel, Weld'T Lower	1
25	34522	(010000-)	Bracket Side Brush Stop	1
26	51210	(010000-)	Bumper, Side Brush, Spring Steel	1
27	51209A	(010000-)	Bracket, Support, Bumper S.Br.92	1
28	53963A	(010000-)	Scr-Hex .50-13X3.00 Full Thd	1
29	19349	(010000-)	Motor-Hyd Gear (See Hydraulic Components)	1
30	47508	(010000-)	Ftg-Hyd Str Jm06/Om10	2
31	16472	(010000-)	Ftg-Hyd E45 Jm06/Jf06	2
32	35486	(010000-)	Hose-Hyd Med06 Jf/J9	2
33	57075	(010000-)	Ftg-Hyd E90 Jm06/Jm06	2
34	51715	(010000-)	Clamp, Hose	1
35	62697	(010000-)	Brkt, Hose	1
36	62173	(010000-)	Bushing, Isolator-Inner, Rbr.	1
37	62172	(010000-)	Ring	1
38	09900-1	(010000-)	Sleeve, .260B .50D .75 Pnt.Gr	1
39	30013	(010000-)	Washer-Flt .31 Fender Pltd	1
40	34068	(010000-)	Brkt, Hose	1
41	34069	(010000-)	Sleeve, .260B .375D .75 Stl	1
42	34067	(010000-)	Clamp, Hose	1

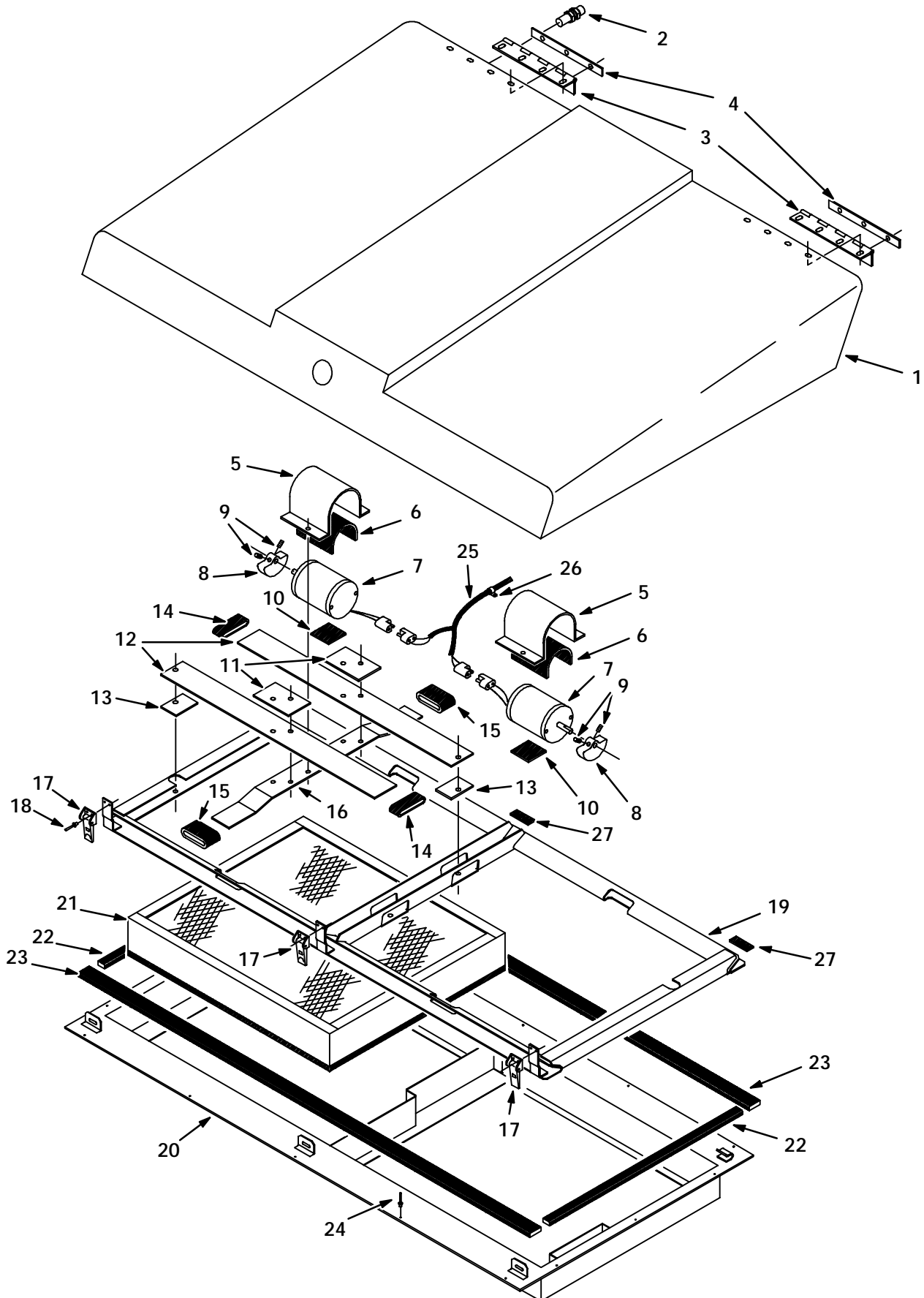


Fig. 11 - Filter Box Assembly

Fig. 11 - Filter Box Assembly

Key	TENNANT Part No.	Machine Serial Number	Description	Qty.
1	35234	(010000-)	Cover Wldt, Filterbox	1
2	39923	(010000-)	Ftg,Bulkhead-Barb Wh 1074X4	1
3	34622	(010000-)	Hinge	2
4	34070	(010000-)	Shim,LdHinge	2
	35421	(010000-)	Filter Box Assy	1
5	36666	(010000-)	Strap, Motor, Shaker	2
6	36658	(010000-)	Bar-Flt .06T 4.00W 5.00L,Rbr	2
7	54121	(010000-)	Motor, Ele Shaker 12V	2
8	34773	(010000-)	Weight,Eccentric	2
9	20634	(010000-)	Scr-Set 10-24X0.25 Nylon Loc	4
10	36661	(010000-)	Bar-Flt .06T 1.00W 4.00L,Rbr	2
11	58483	(010000-)	Bar, Shaker	2
12	35220	(010000-)	Spring, Shaker	2
13	34741	(010000-)	Bar,Spacer	8
14	16785	(010000-)	Sleeve, Rubber 1.25ld X .125W	4
15	36665	(010000-)	Sleeve,1.12B 1.62D1.50 Rubber	4
16	82475	(010000-)	Bar, Spring, Shaker	1
17	87579	(010000-)	Latch, Tension	3
18	34738	(010000-)	Rivet, Pop-.125Dx.32X.25Dhd St	6
19	35224	(010000-)	Frame Wldt, Shaker	1
20	35225	(010000-)	Filterbox Wldt	1
21	35414	(010000-)	Filter Shpg Pkg, Panel 97	2
22	53052	(010000-)	Seal,Foam Rbr, .38 .75W 24.0L	2
23	34759	(010000-)	Seal .38 X 1.25 X 51.5	2
24	34738	(010000-)	Rivet, Pop-.125Dx.32X.25Dhd St	16
25	36092	(010000-)	Harness, Hopper	1
26	09385	(010000-)	Clamp, Cable .43D .50Wide	4
27	36661	(010000-)	Bar-FH, Rubber	3

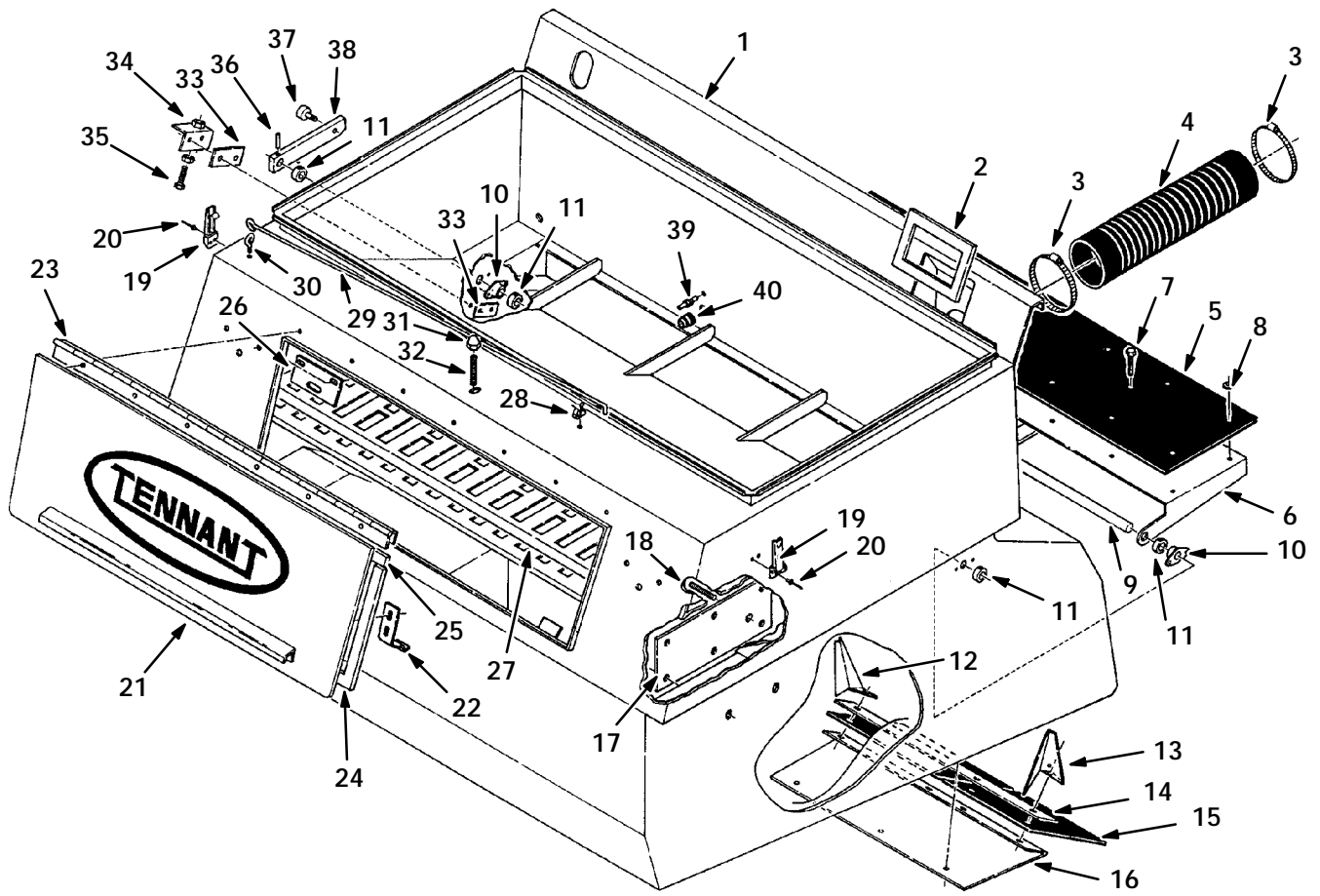
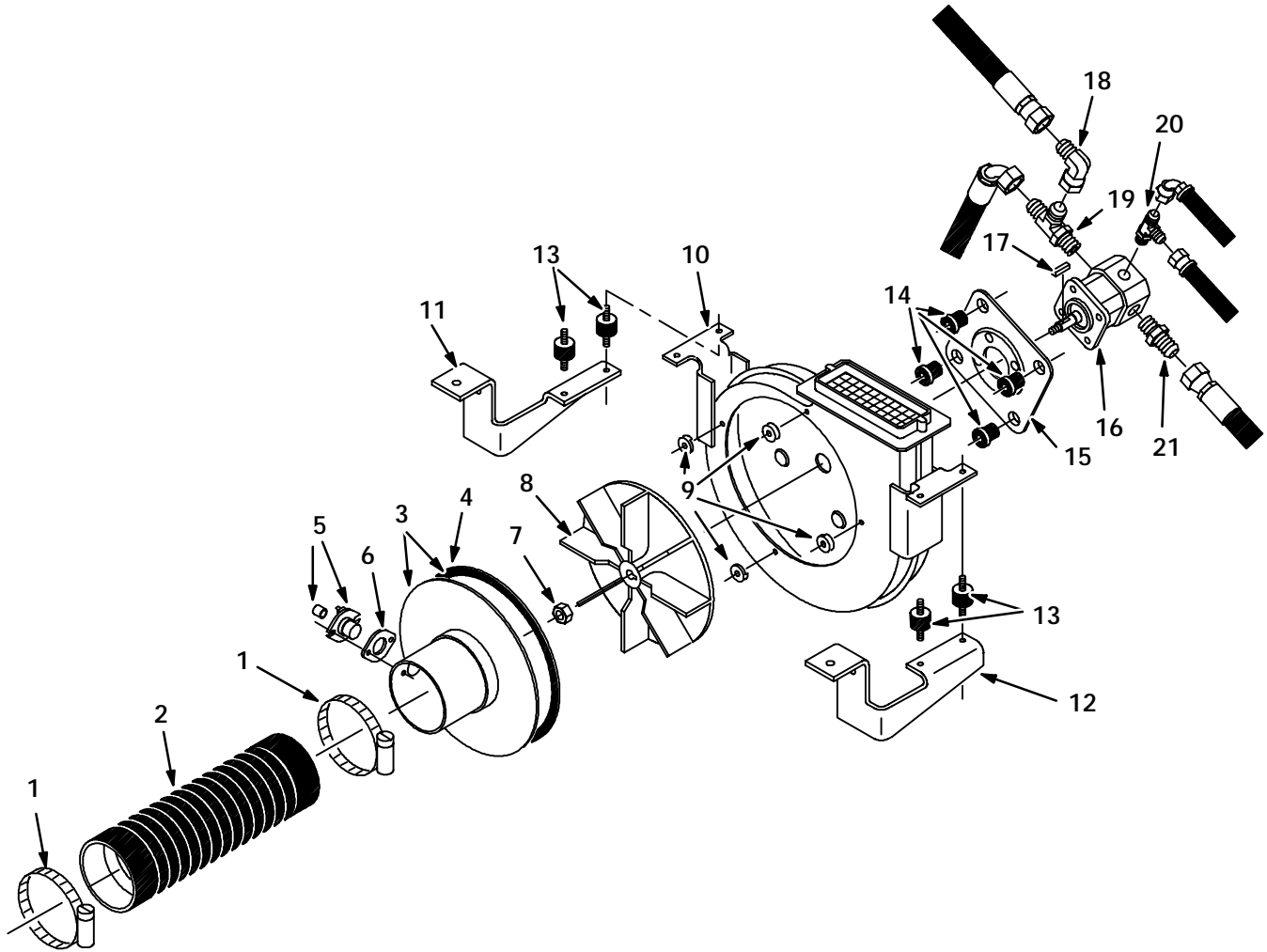


Fig. 12 - Hopper Group

Fig. 12 - Hopper Group

Key	TENNANT Part No.	Machine Serial Number	Description	Qty.
1	35366	(010000-)	Hopper Wldt, Low Dump	1
2	34638	(010000-)	Gasket,Hopper Cover	1
3	23498	(010000-)	Clamp-Wormdrive, 3.56- 4.50D	2
4	34076	(010000-)	Hose Flex, 4.0ld X 30.0Lg	1
5	16788	(010000-)	Seal, Dust Door	1
6	16794	(010000-)	Door Weld'T, Dust	1
7	55347	(010000-)	Scr-Hex .38-16X2.00 Full Thd	3
8	41178	(010000-)	Washer-Flt .25 Fender Pltd	14
9	16791	(010000-)	Rod Weldmt, Pivot	1
10	34096	(010000-)	Bearing-Flange,2 Hole .625Bore	2
11	34723	(010000-)	Collar, Locking, Plated	4
12	46595	(010000-)	Deflector, Dirt, R. H.	1
13	46596	(010000-)	Deflector, Dirt, L. H.	1
14	09928	(010000-)	Retainer, Hopper Lip	1
15	16783	(010000-)	Strip, Hopper Lip H.D. Neo.	1
16	51143	(010000-)	Plate,Wear,Hopper	1
17	51728	(010000-)	Plate, Inner Hopper	2
18	34533	(010000-)	Scr-Set .38-16X2.50 Oval	2
19	87579	(010000-)	Latch, Tension	2
20	34738	(010000-)	Rivet, Pop-.125Dx.32X.25Dhd St	4
21	35420	(010000-)	Door, Front W/Label	1
22	51934	(010000-)	Catch,Spring	2
23	35408	(010000-)	Hinge, Hopper Door	1
24	51163	(010000-)	Seal,Foam Rbr, .31 .75W 53.6L	1
25	51164	(010000-)	Seal,Foam Rbr, .31 .75W 34.1L	1
26	34703	(010000-)	Plate,Bolt	2
27	35233	(010000-)	Panel, Permafilter, Upper	1
28	23446	(010000-)	Clip-Finger Grip,0.31-0.75 Dia	1
29	62794	(010000-)	Rod, Hood Support	1
30	11893	(010000-)	Bolt-Eye, .25-20Zinc.56D 2.00L	1
31	51140	(010000-)	Nut-High Crown.50-13 Pltd	1
32	53963A	(010000-)	Scr-Hex .50-13X3.00 Full Thd	1
33	34079	(010000-)	Strip, Backing	2
34	34093	(010000-)	Brkt. Weldmt.,Adj., Dust Door	1
35	55347	(010000-)	Scr-Hex .38-16X2.00 Full Thd	3
36	26103	(010000-)	Pin,Roll,.18Odx1.25L,.187/.192	3
37	48930	(010000-)	Cam Follower	1
38	16787	(010000-)	Arm, Dust Door	1
39	39923	(010000-)	Ftg,Bulkhead-Barb Wh 1074X4	1
40	34864	(010000-)	Strain,Relief	1



06682

Fig. 13 - Vacuum Fan Group

Key	TENNANT Part No.	Machine Serial Number	Description	Qty.
1	23498	(010000-)	Clamp-Wormdrive, 3.56- 4.50D	2
2	51768A	(010000-)	Hose Flexflyte,4.00 ldx12.00Lg	1
3	82368	(010000-)	Inlet Assy, Vac Fan W/Gasket	1
4	23542	(010000-)	Seal,Foam Rbr, .31 .38W 30.5L	1
5	02712	(010000-)	Thermostat Assembly, 140 Deg	1
6	82733	(010000-)	Gasket, Fire Switch	1
7	31241	(010000-)	Nut-Hxlocnyln .31-24 Thin Pltd	1
8	53034-1	(010000-)	Impeller, 9.00Diax1.91Wx0.376B	1
9	03467A	(010000-)	Clip,Vacuum Housing,Cad.Plata	4
10	35989	(010000-)	Housing Wldt, Fac Fan	1
11	36174	(010000-)	Bracket, Mtg, Vac Fan, Rh	1
12	36176	(010000-)	Bracket, Mtg, Vac Fan, Lh	1
13	82661	(010000-)	Isolator-Vibration .25-20	4
14	54274	(010000-)	Isolator-Vibration,60 Lb.Ratng	4
15	54275A	(010000-)	Bracket, Mounting Motor	1
16	77101	(010000-)	Motor-Hyd Gear (See Hydraulic Components)	1
17	00966	(010000-)	Key, Square 0.12 0.12 00.75 Lg	1
18	17980	(010000-)	Ftg-Hyd E90 Jm08/Jf08	1
19	40755	(010000-)	Ftg-Hyd Tee Jm08Jmom	1
20	34390	(010000-)	Ftg-Hyd Tee Jm04Jmom	1
21	44869	(010000-)	Ftg-Hyd Str Jm08/Om08	1

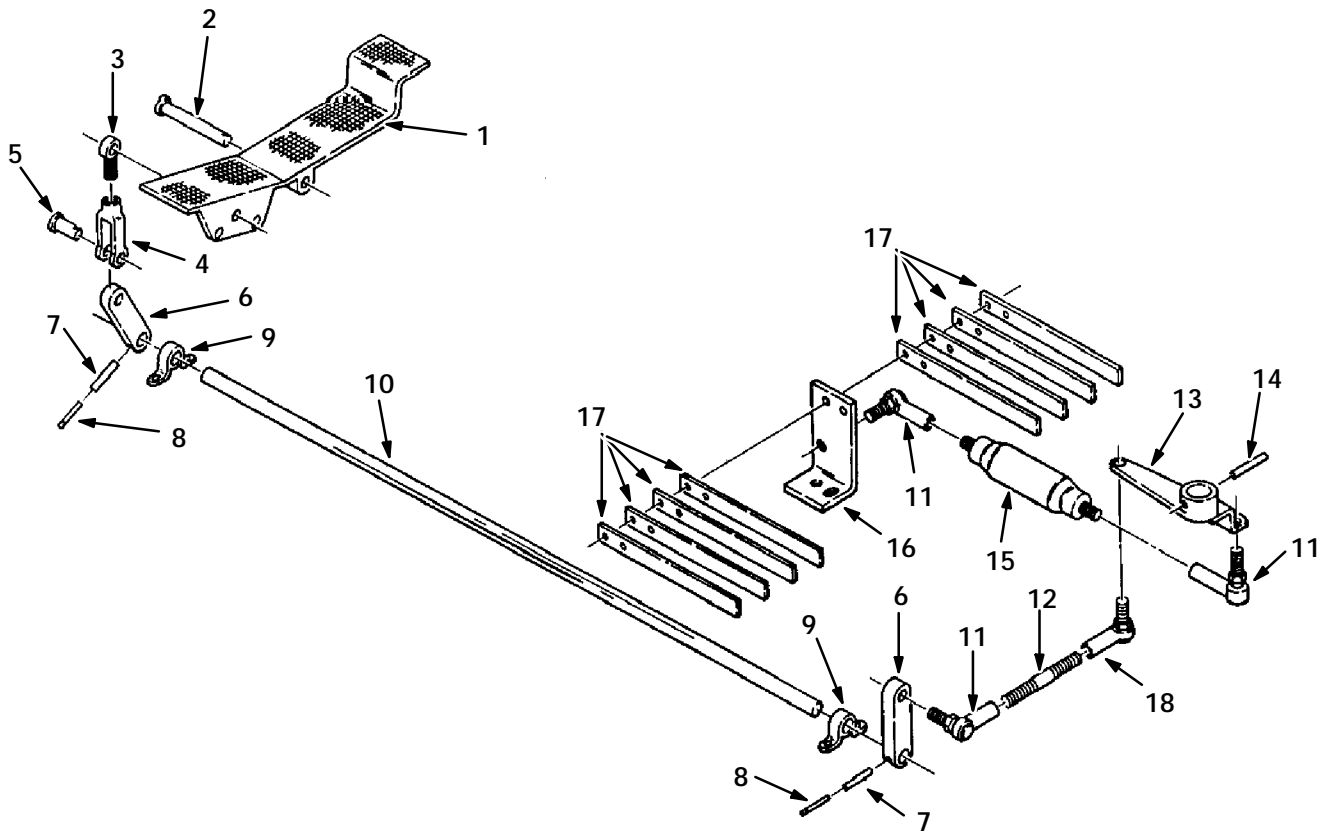


Fig. 14 - Directional Control Group

06683

Key	TENNANT Part No.	Machine Serial Number	Description	Qty.
1	42240	(010000-)	Foot Pedal, Speed	1
2	06474A	(010000-)	Pin,Clevis,0.50 Dia.X 3.50 Lg	1
3	51303	(010000-)	Rod End,0.37-24Thd,0.37Bx1.0Lg	1
4	14330	(010000-)	Yoke, End, Adjustable	1
5	14331	(010000-)	Pin,Clevis,0.37 Dia.X 1.12 Lg	1
6	52789	(010000-)	Link,Direct Control	2
7	22134	(010000-)	Pin,Roll,.15Odx0.75L,.156/.160	2
8	46029	(010000-)	Pin,Roll,.09Odx0.87L,.094/.097	2
9	51304-1	(010000-)	Bearing-PIblk, 0.50Bore 2Hole	2
10	52790	(010000-)	Shaft, Cross, Directional Contr.	1
11	50493	(010000-)	Rod-End .375-24 W/Stud	3
12	16827	(010000-)	Rod-Thrd, Full .38-24	1
13	62702	(010000-)	Arm Weldt, Control	1
14	14854	(010000-)	Pin,Roll,.38Odx1.50L,.375/.382	1
15	62700	(010000-)	Shock Absorber	1
16	34903	(010000-)	Bracket, Return Spring	1
17	49681	(010000-)	Plate, Spring Steel Direct.Cont	8
18	50493	(010000-)	Rod-End .375-24 W/Stud	1

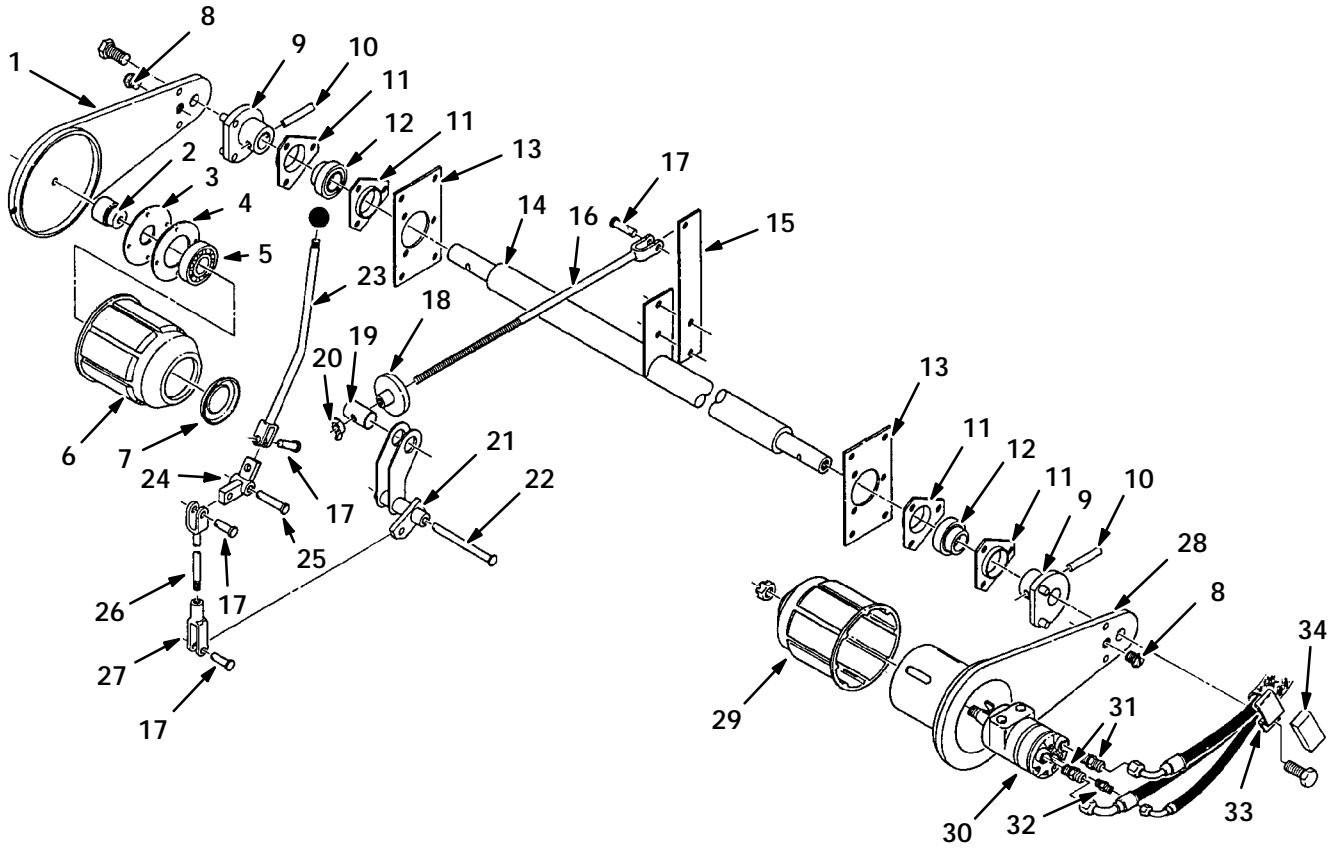


Fig. 15 - Main Brush Lift and Drive Group

Fig. 16 - Main Brush Lift and Drive Group

Key	TENNANT Part No.	Machine Serial Number	Description	Qty.
1	35333	(010000-)	Arm Wldt, Main Brush, Rh	1
2	30251	(010000-)	Shaft, Idler	1
3	30253	(010000-)	Plate, Seal	1
4	30252	(010000-)	Strip, Retainer, Bearing	1
5	24899	(010000-)	Bearing-Ball,1.38B 2.83D 0.67W	1
6	30254	(010000-)	Plug Wldt, Idler	1
7	30255	(010000-)	Plug, Tube	1
8	51938	(010000-)	Plug, Thread 3/4-10	2
9	51059	(010000-)	Hub Weldm.,Brush	2
10	51317	(010000-)	Pin,Roll,.38Odx2.00L,.375/.382	2
11	51449	(010000-)	Flange,Brg,3 Hole	4
12	51448	(010000-)	Bearing&Clr ,1.25B 2.44D 1.41W	2
13	62649-1	(010000-)	Plate Weldm., Adjusting Brush	2
14	62626	(010000-)	Shaft Weldt, Brush Lift	1
15	62625	(010000-)	Arm, Brush Lift Extension	1
16	62619	(010000-)	Link, Main Brush Lift Lower	1
17	06598	(010000-)	Pin,Clevis,0.50 Dia.X 1.42 Lg	4
18	51452	(010000-)	Knob,0.50-13,3.00Dia,Cast Iron	1
19	51391	(010000-)	Pin, Swivel Main Br. Lift	1
20	39274	(010000-)	Nut-Wing .50-13 Pltd	1
21	62620	(010000-)	Tube Weldt, Brush Control	1
22	51225	(010000-)	Pin,Clevis,0.50 Dia.X 5.50 Lg	1
23	51447-1	(010000-)	Handle, Brush Lift Cad Plated	1
24	51492	(010000-)	Bellcrank Weldt	1
25	06279	(010000-)	Pin,Clevis,0.50 Dia.X 2.50 Lg	1
26	62618	(010000-)	Link, Main Brush Lift Upper	1
27	51462	(010000-)	Clevis,Adjust.0.50-13Th.Cad.	1
28	35332	(010000-)	Arm Wldt, Main Brush, Lh	1
29	87631	(010000-)	Plug Weld, Brush Drive, Sweep	1
30	27800	(010000-)	Motor-Hyd Gear (See Hydraulic Components)	1
31	44869	(010000-)	Ftg-Hyd Str Jm08/Om08	2
32	55586	(010000-)	Ftg-Hyd Str Jm04/Om04	1
33	60733	(010000-)	Bracket, Retainer, Hose	1
34	60732	(010000-)	Seal, Foam Rubber, .75X1.5X3.5	1

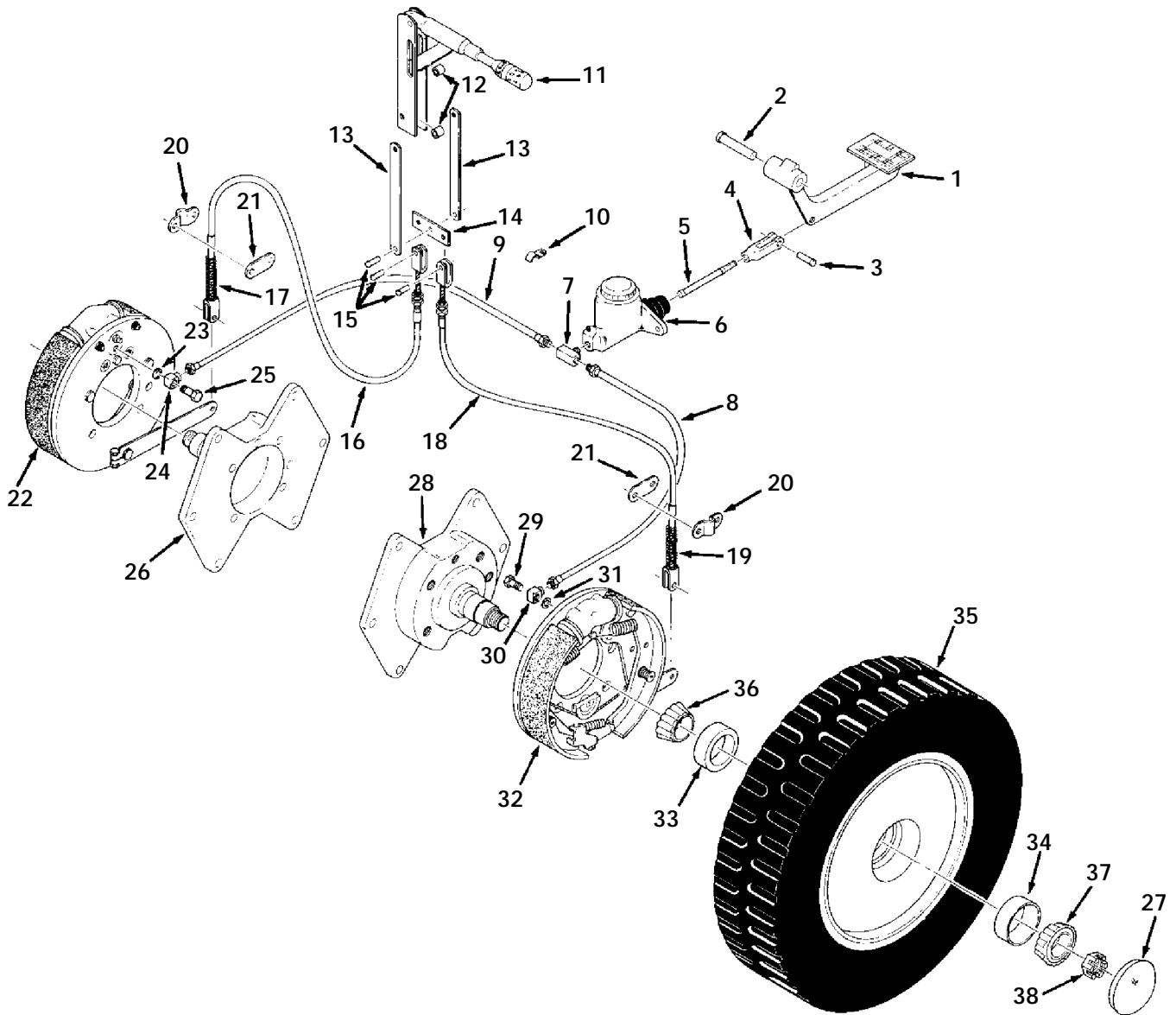


Fig. 16 - Front Wheels and Brakes Group

Fig. 16 - Front Wheels and Brakes Group

Key	TENNANT Part No.	Machine Serial Number	Description	Qty.
1	65128	(010000-)	Brake Pedal	1
2	23683	(010000-)	Pin,Clevis,0.50 Dia.X 3.00 Lg	1
3	14331	(010000-)	Pin,Clevis,0.37 Dia.X 1.12 Lg	1
4	14330	(010000-)	Yoke,End,Adjustable	1
5	52163	(010000-)	Push Rod,Brake	1
6	SK2136	(010000-)	Cylinder Replmt.Kit-Br	1
	SK2137	(010000-)	Repair Kit Replacement	1
7	51483	(010000-)	Ftg,Brass,Tee 06lf- 02Pm- 06lf	1
8	76058	(010000-)	Tube Assy,Brake Line 58.0 Lg	1
9	42241	(010000-)	Tube Assy,Brake Line 20.0 Lg	1
10	04681	(010000-)	Bracket, Clamp, Cable, Battery	3
11	51545	(010000-)	Lever, Brake	1
12	51562	(010000-)	Sleeve, .344B .50D .81 Cr.Anc	2
13	51912	(010000-)	Link,.12T .8W 8.0L 2/.32H7.0C	2
14	40354	(010000-)	Strip,.19T1.0W 3.0L 3/.32Hcomc	1
15	10120	(010000-)	Pin,Clevis,0.31 Dia.X 0.75 Lg	3
16	47963	(010000-)	Cable Assy, Brake,R.H	1
17	47960	(010000-)	Sprng,Comp,0.37Idx.06Wire 6.0L	1
18	47963-1	(010000-)	Cable Assy, Brake,L.H	1
19	47960	(010000-)	Sprng,Comp,0.37Idx.06Wire 6.0L	1
20	65129	(010000-)	Clamp, Cable- Brake	2
21	65129-1	(010000-)	Spacer, Clamp - Brake	2
	61907	(010000-)	Axle Assy, Front, Rh	1
22	61915	(010000-)	Brake Assy, Rh, Rework	1
	61911	(010000-)	Brake Shoe Pkg, Lined,1 Wheel	1
22	45743	(010000-)	Cup&Boot, Wheel Cylinder	1
23	13962	(010000-)	Washer, .391B .56D .033Copp	1
24	36739	(010000-)	Brake Ftg,Conn.Wag.Ele.#F24200	1
25	36740	(010000-)	Brake Ftg,Bolt Wag.Ele.#F24199	1
26	65121	(010000-)	Spindle, Front Axle - Rh	1
27	51373	(010000-)	Cap, Grease	2
	61908	(010000-)	Axle Assy, Front, Lh	1
28	65122	(010000-)	Spindle, Front Axle L.H.	1
29	36740	(010000-)	Brake Ftg,Bolt Wag.Ele.#F24199	1
30	36739	(010000-)	Brake Ftg,Conn.Wag.Ele.#F24200	1
31	13962	(010000-)	Washer, .391B .56D .033Copp	1
32	61914	(010000-)	Brake Assy, Lh, Rework	1
	61911	(010000-)	Brake Shoe&Lining Pkg -1Whl	1
	45743	(010000-)	Cup&Boot, Wheel Cylinder	1
	47879	(010000-)	Tire & Wheel Assy	2
33	17808	(010000-)	Bearing-Cup , 2.72Dia 0.59Wth	1
34	51338	(010000-)	Bearing-Cup , 2.56Dia 0.55Wth	1
35	47878	(010000-)	Tire, Solid, 21X 5X11.9 Prs-On	1
36	17809	(010000-)	Bearing-Cone, 1.50Bore 0.75Wth	2
37	51193	(010000-)	Bearing-Cone, 1.38Bore 0.72Wth	2
38	14242	(010000-)	Nut-Hxslot 1.00-20 Pltd	2

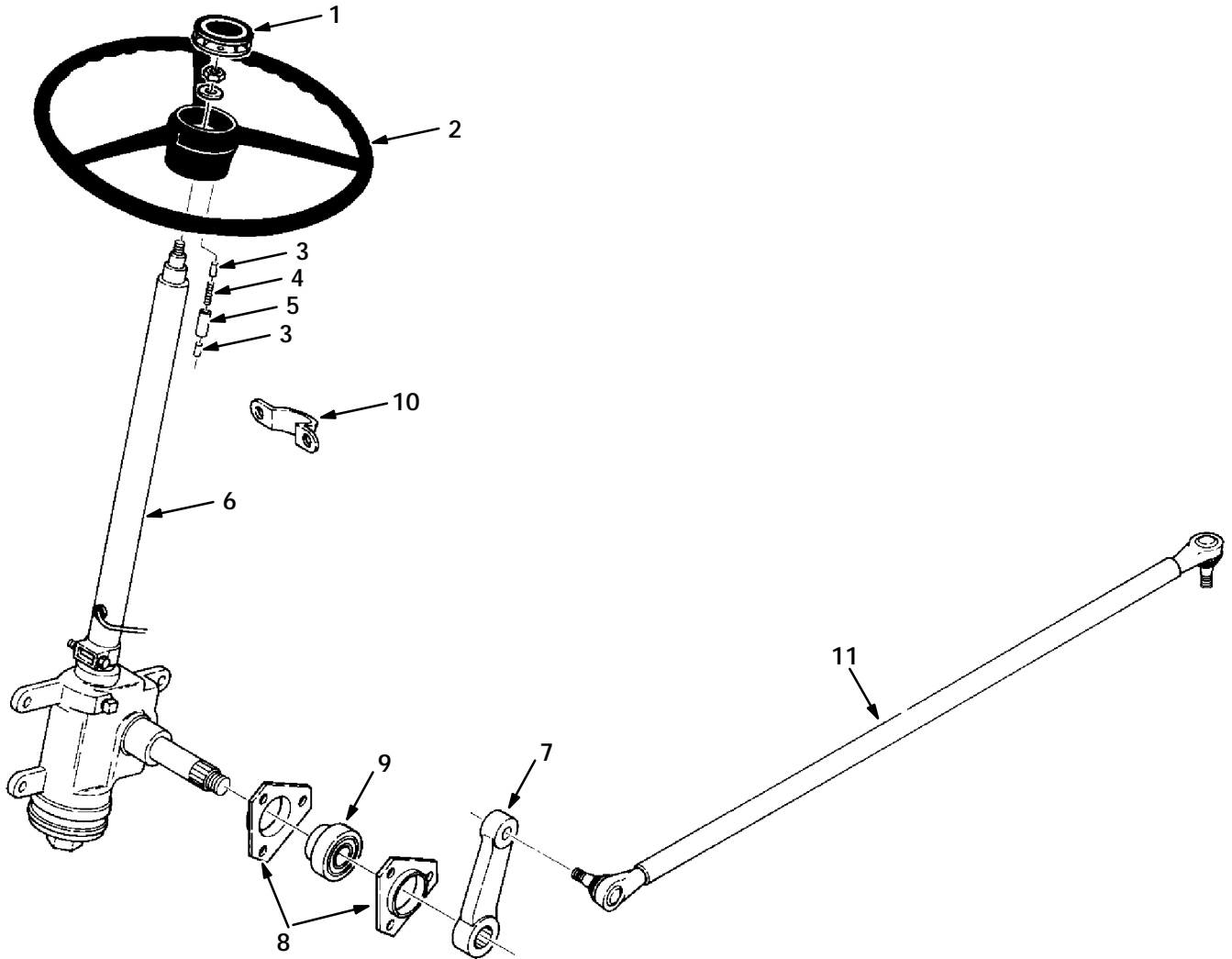


Fig. 17 - Steering Control Group

06688

Key	TENNANT Part No.	Machine Serial Number	Description	Qty.
	51363	(010000-)	Steering Column Assy	1
1	47010	(010000-)	Button, Horn, Purch Kit	1
2	47008	(010000-)	Wheel, Steering	1
3	46311	(010000-)	Horn Brush	2
4	46313	(010000-)	Sprng,Comp,0.96ldx.01Wire 1.4L	1
5	46312	(010000-)	Tube,Acrylic.38D.X.25 Id.X1.81	1
6	47007	(010000-)	Gear & Column Assy,Steerng,Sagn	1
7	51299	(010000-)	Arm-Pitman, 6.50 Long	1
8	51449	(010000-)	Flange,Brg,3 Hole	2
9	48050	(010000-)	Bearing&Clr,1.12B 2.44D 1.41W	1
10	51470	(010000-)	Support,Steering Column	1
11	51096	(010000-)	Link Weldm.,Steering 37.62	1

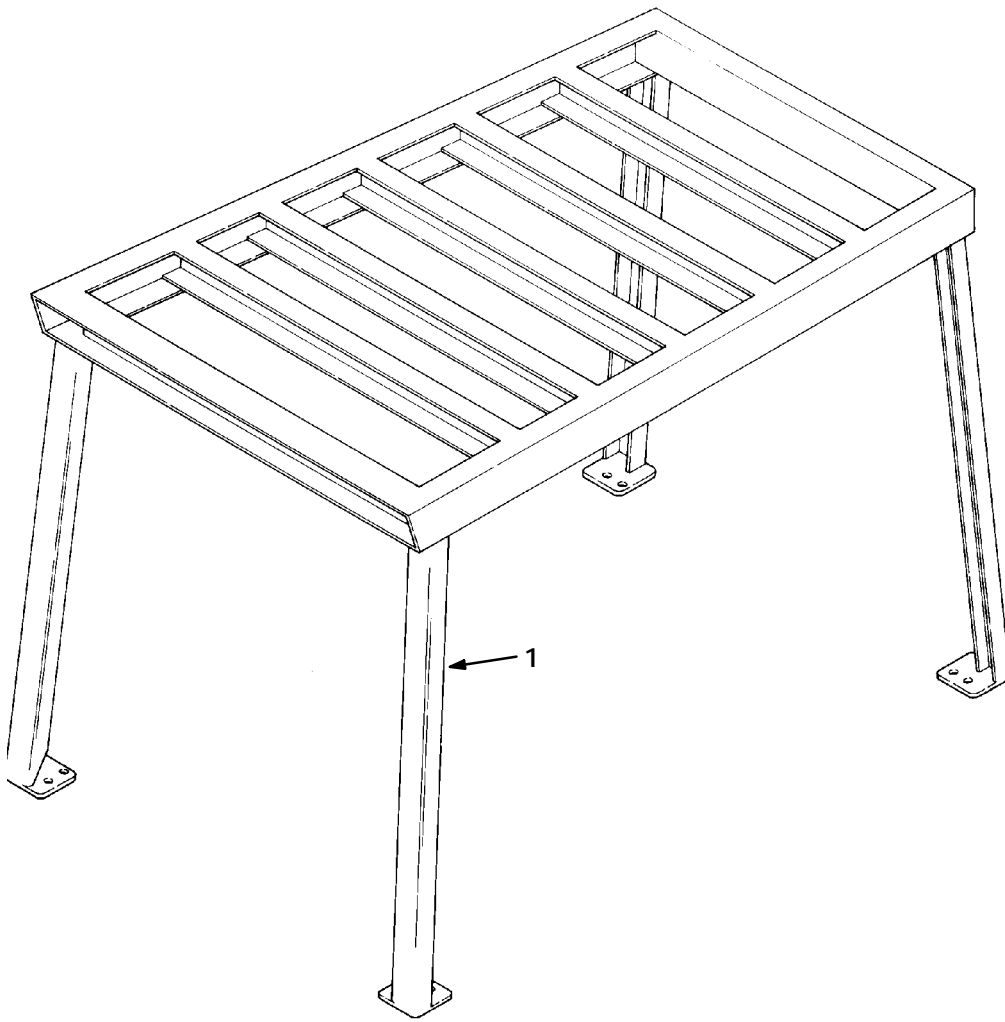


Fig. 18 - Overhead Guard Group

06673

Key	TENNANT Part No.	Machine Serial Number	Description	Qty.
1	62009	(010000-)	Guard, Overhead	1

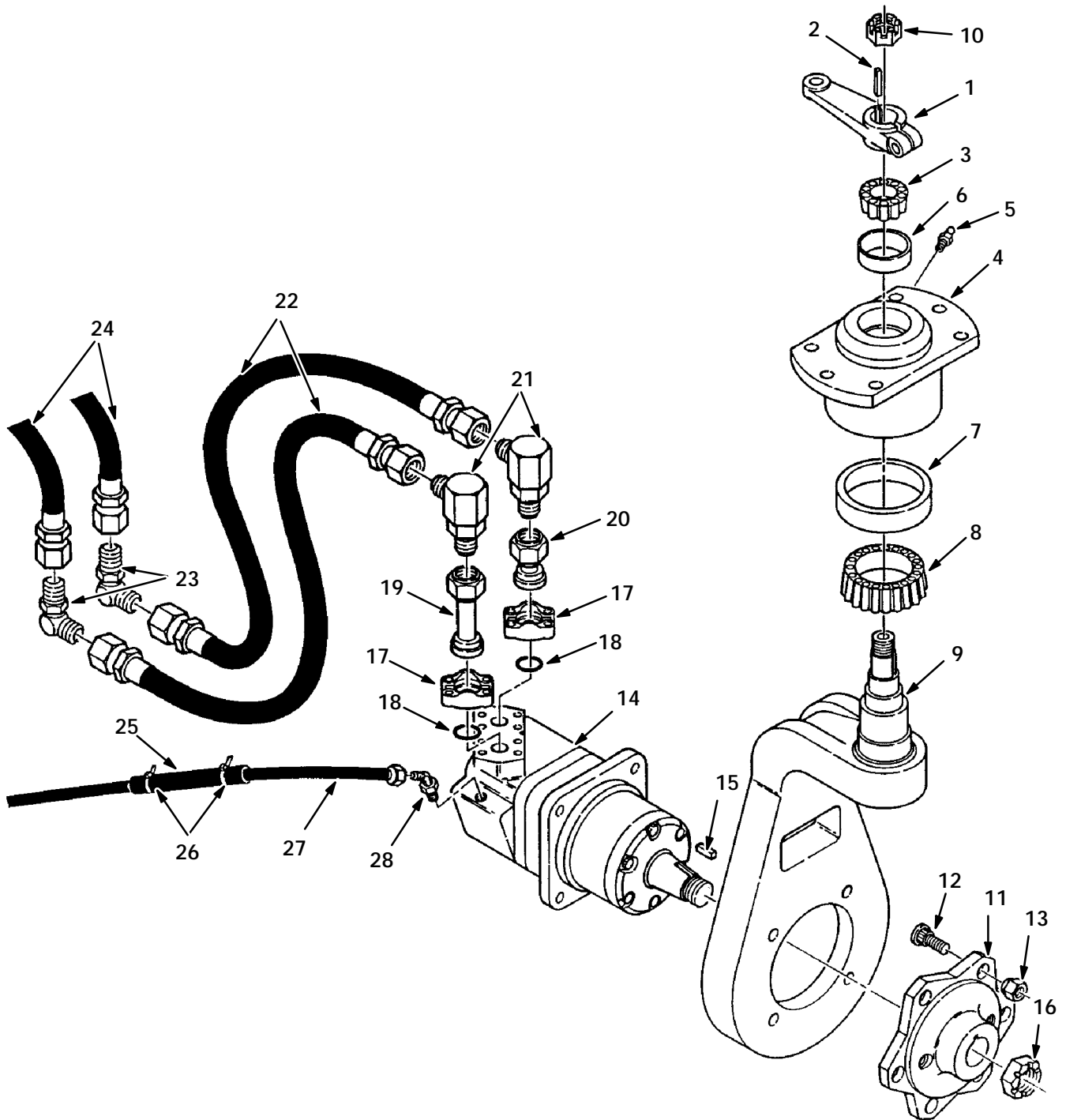
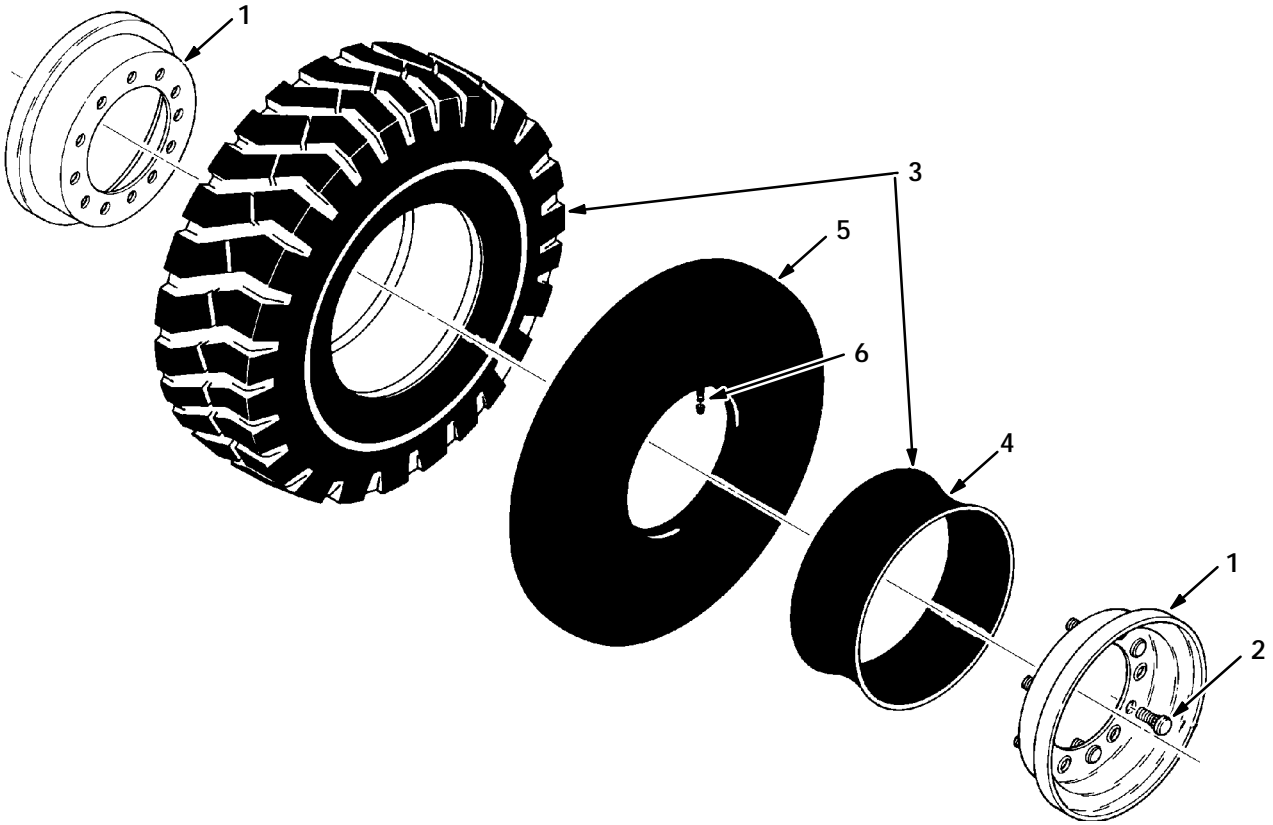


Fig. 19 - Rear Wheel Support Group

Fig. 19 - Rear Wheel Support Group

Key	TENNANT Part No.	Machine Serial Number	Description	Qty.
1	51283	(010000-)	Arm, Steering,Rear	1
2	00928	(010000-)	Key, Square 0.25 0.25 01.00 Lg	1
3	51339	(010000-)	Bearing-Cone, 1.38Bore 0.71Wth	1
4	51002	(010000-)	Block Assy,Spindle	1
5	47801	(010000-)	Ftg, Grease.25-28Th Strt .63L	1
6	51338	(010000-)	Bearing-Cup , 2.56Dia 0.55Wth	1
7	51340	(010000-)	Bearing-Cup , 4.33Dia 0.74Wth	1
8	51341	(010000-)	Bearing-Cone, 2.63Bore 0.87Wth	1
9	62433	(010000-)	Spindle Weldt, Rear Axle	1
10	14242	(010000-)	Nut-Hxslot 1.00-20 Pltd	1
11	62456	(010000-)	Hub Assy, Drive Wheel	1
12	32126	(010000-)	Stud, Wheel .50-20 X 1.50 Pltd	6
13	24339	(010000-)	Nut-Wheel .50-20 60 Angle	6
14	75025	(010000-)	Motor,Hyd (See Hydraulic Components)	1
15	45623	(010000-)	Key Cl	1
16	45622	(010000-)	Nut Cl	1
17	40510	(010000-)	Ftg-Hyd Sfg Ff12	2
18	11453	(010000-)	Seal,Oring, 1.00Idx 1.25X.12Th	2
19	34348	(010000-)	Tube-Hyd 12 Sa12/Jf12	1
20	34347	(010000-)	Tube-Hyd 12 Sa12/Jf12	1
21	08025	(010000-)	Ftg-Hyd E190 Swivel Jm12Jm	2
22	08024	(010000-)	Hose-Hyd Hi 12 Jf-J4	2
23	51785	(010000-)	Ftg-Hyd E90 Jm12/Jm12	2
24	57951	(010000-)	Hose-Hyd Hi 12 Jf/J4	2
25	34054	(010000-)	Sleeve-Nyln #12 25.0L	1
26	49266	(010000-)	Tie, Cable 1.75D Max 7.50Lg	2
27	34388	(010000-)	Hose-Hyd Low04 Jf/J9	1
28	34359	(010000-)	Ftg-Hyd E45 Jm04/Om04	1



06691

Fig. 20 - Rear Wheel Assembly

Key	TENNANT Part No.	Machine Serial Number	Description	Qty.
1	51357	(010000-)	Tire and Rim Assy, Pneumatic	1
2	52775	(010000-)	Rim Kit,Tire,Jeep&Cont.	1
3	51355	(010000-)	Wheel Stud,0.50-20Thd,1.203Lg.	6
4	52510	(010000-)	Tire Assembly	1
5	51360	(010000-)	Tire,690/600-9 10 Ply Pneumtc.	1
6	51362	(010000-)	Flap,Tire-Tube ,690/600-9	1
7	51361	(010000-)	Tube,Tire-Inner,690/600-9	1
8	45786	(010000-)	Cap, Valve Stem	1

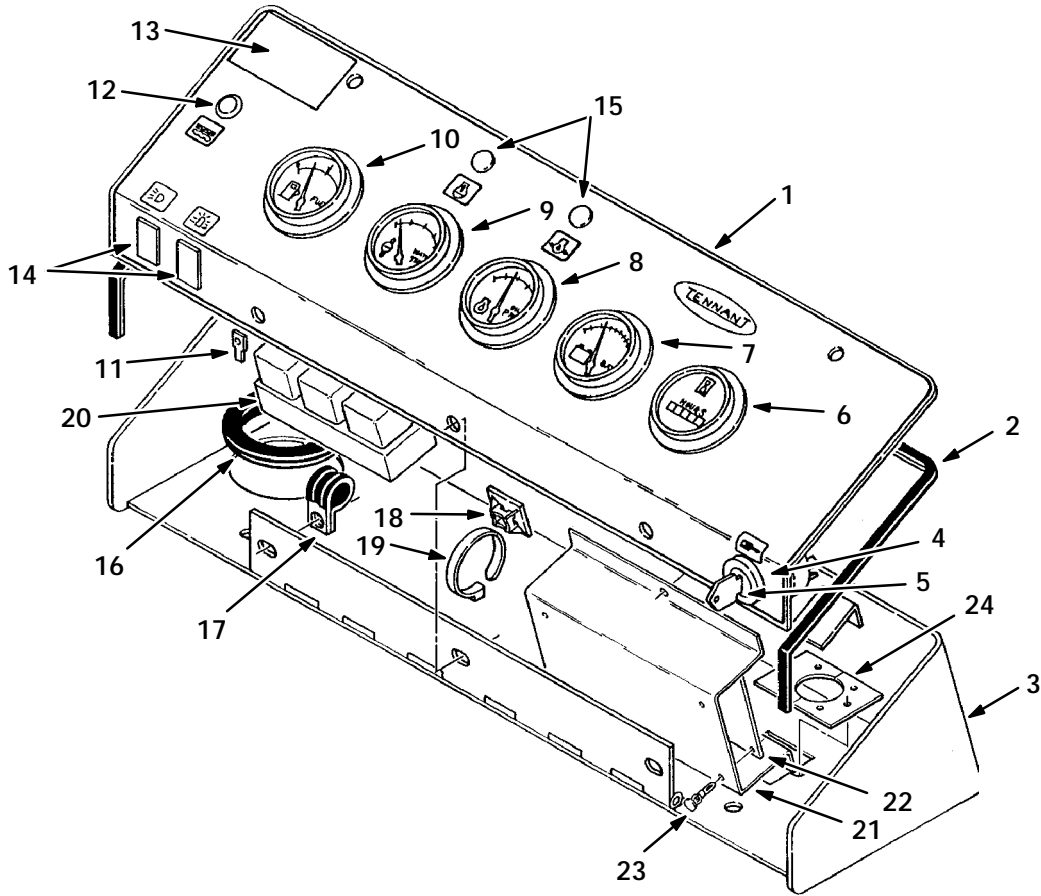


Fig. 21 - Instrument Panel Group

06693

Key	TENNANT Part No.	Machine Serial Number	Description	Qty.
1	35373	(010000-)	Panel, Instrument, Front	1
2	34335	(010000-)	Seal, Instrument Panel	1
3	35400	(010000-)	Box Wldt, Instrument	1
4	87536	(010000-)	Switch Ignition	1
5	87866	(010000-)	Key Set, Switch Ku	1
6	34810	(010000-)	Hourmeter	1
7	55557	(010000-)	Gauge, Voltage - Eng/Met	1
8	34811	(010000-)	Gage, Oil Press	1
9	58591	(010000-)	Gauge, Water Temperature	1
10	34813	(010000-)	Gage, Fuel	1
11	48252	(010000-)	Terminal, Tab Male	1
12	34820	(010000-)	Light, Indctr/Red 12V .1A Jmco	1
13	35316	(010000-)	Label, Instrument Panel Lo-D	1
14	57772	(010000-)	Plate-Cover	2
15	56992	(010000-)	Plugbtn .50H .03-.12 Blacknyl	2
16	10632-19	(010000-)	Grommet, Rbr, 2.12ld, For .12Matl	1
17	40678-1	(010000-)	Clamp-Cable, .88Dia .56Wth	2
18	55248	(010000-)	Cabletie Mount, Adhesive	2
19	49266	(010000-)	Tie, Cable 1.75D Max 7.50Lg	2
20	10865	(010000-)	Relay 12V Spdt W/Suppression	3
21	35402	(010000-)	Bracket, Circuit Board	1
22	60957	(010000-)	Logic Board Kit 97	1
23	15840	(010000-)	Pin, Prong, Pc Board	4
24	35317	(010000-)	Plate, Connector	2

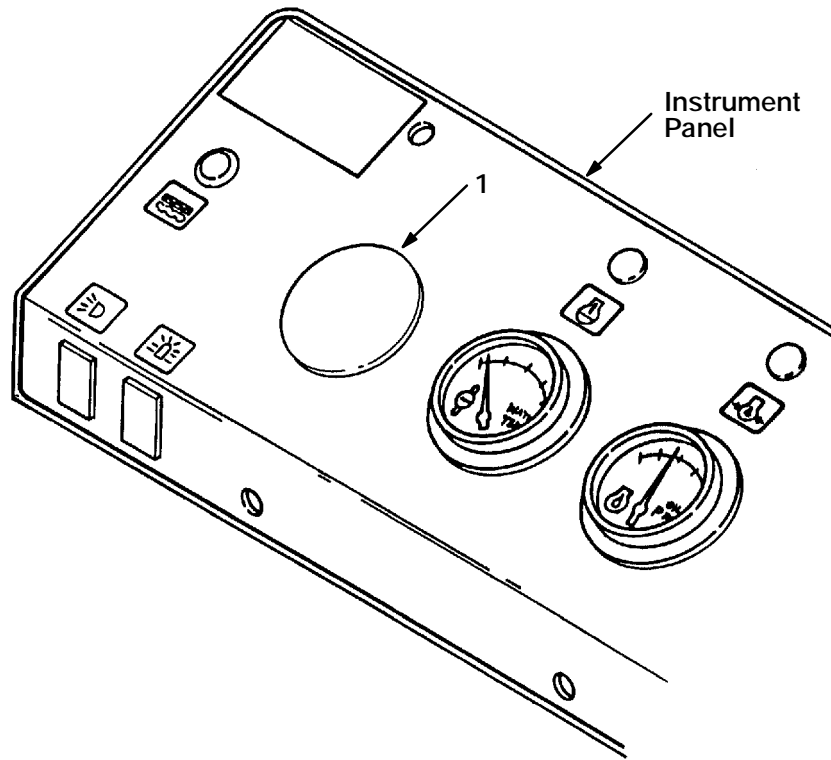
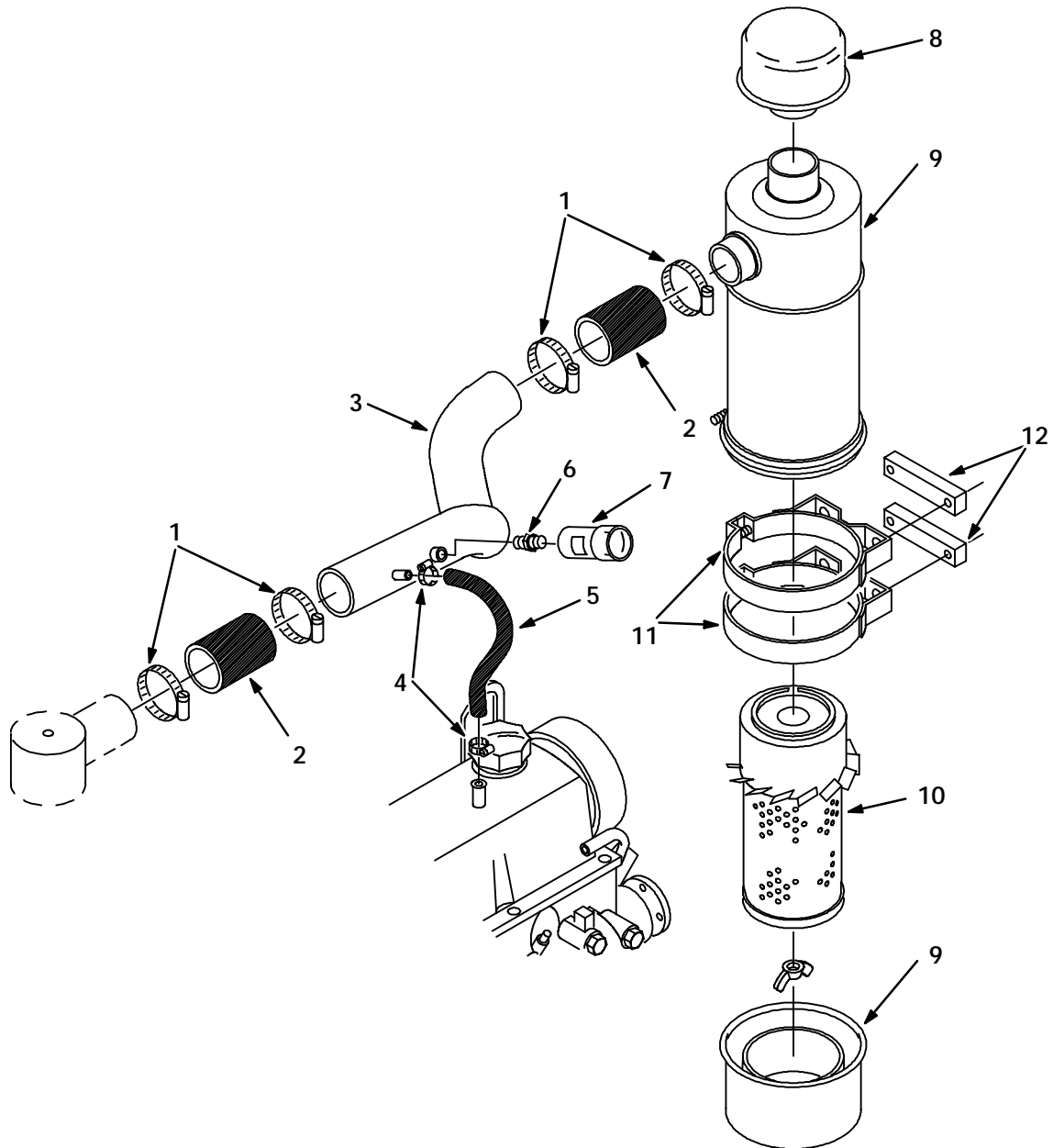


Fig. 22 - Instrument Panel Group, LPG

06825

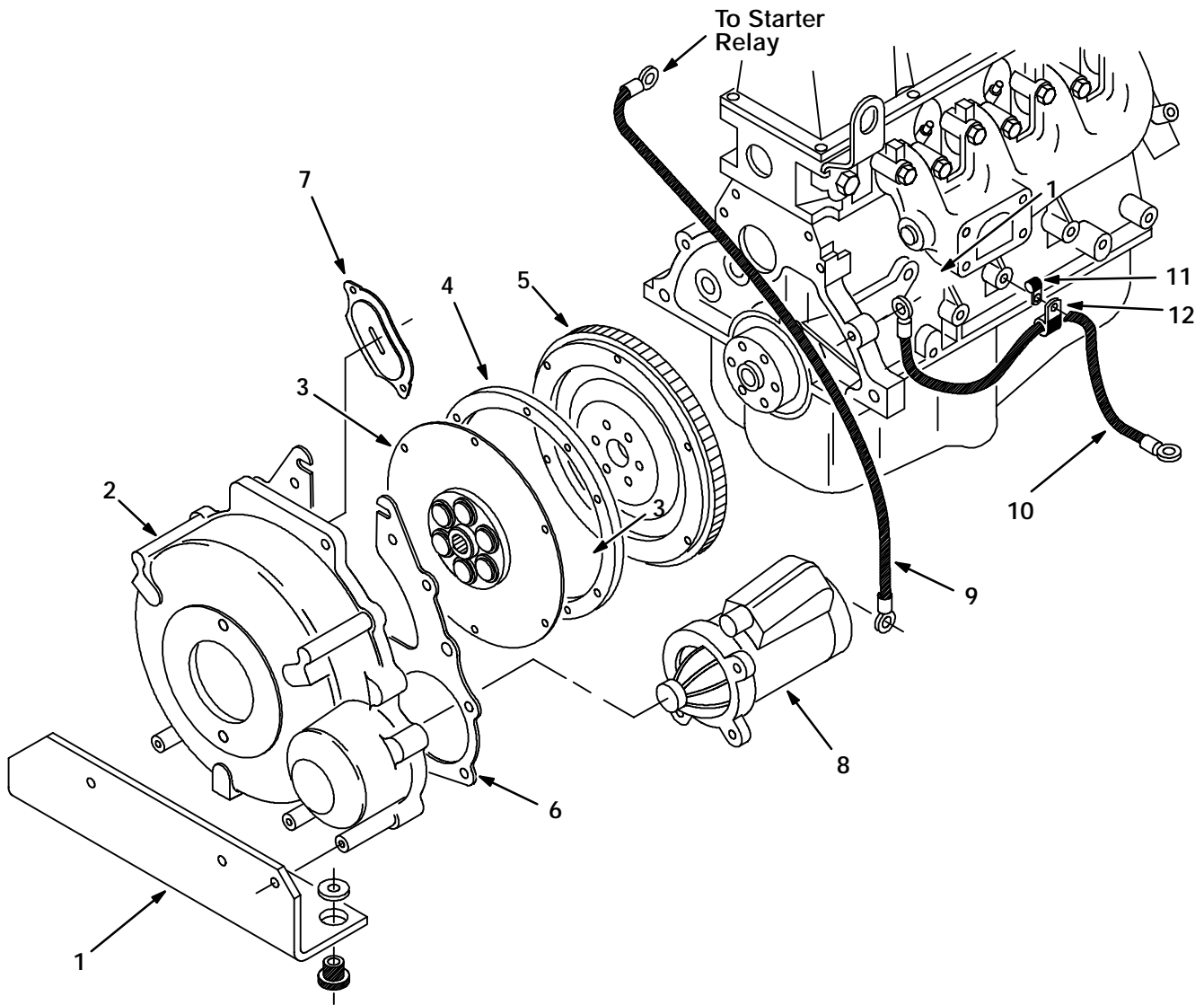
Key	TENNANT Part No.	Machine Serial Number	Description	Qty.
1	47178-6	(010000-)	Plugbutton	1



06707

Fig. 23 - Air Cleaner Group

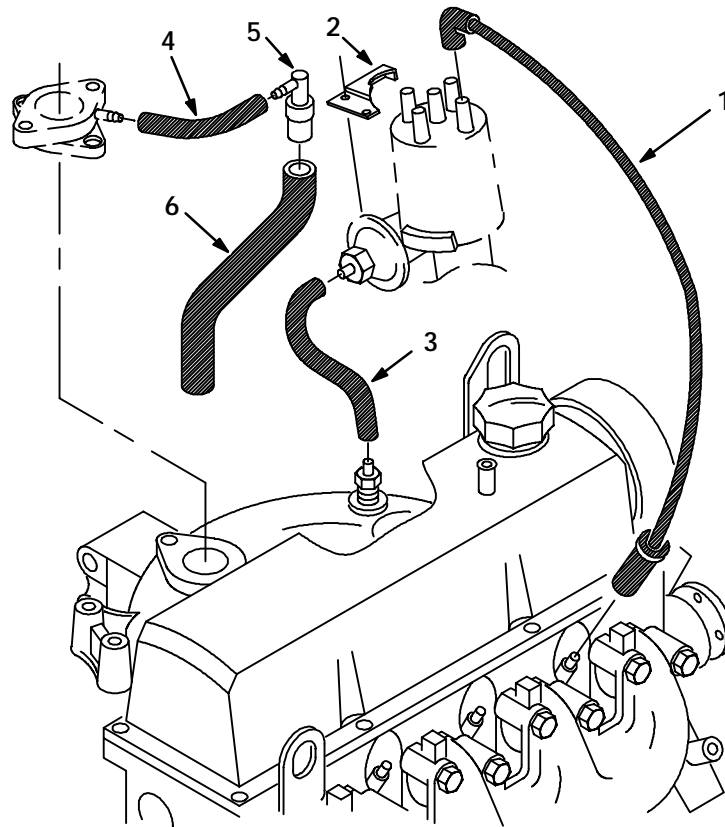
Key	TENNANT Part No.	Machine Serial Number	Description	Qty.
1	22297	(010000-)	Clamp-Wormdrive, 1.56 - 2.50D	4
2	15543	(010000-)	Coupling, Air Cleaner Tube L	2
3	36064	(010000-)	Tube, Air Intake	1
4	43844	(010000-)	Clamp-Wormdrive, 0.25 - 0.62D	2
5	76589-2	(010000-)	Hose Rbr, 0.38 Idx 0.062D 12.0 Lg	1
6	51560-5	(010000-)	Filter, Service Indicator	1
7	03026	(010000-)	Indicator, Service, Air Filter	1
8	51560-2	(010000-)	Cap, Airstack, Donaldson #Gax00-	1
9	51560-1	(010000-)	Body, Air Cleaner L	1
10	58120	(010000-)	Element, Air Filter	1
11	52450	(010000-)	Band Assy., Mounting	2
12	34928	(010000-)	Bar, Spacer	2



06819

Fig. 24 - Flywheel Housing Group

Key	TENNANT Part No.	Machine Serial Number	Description	Qty.
1	35984	(010000-)	Bracket, Mount, Rear Engine	1
2	35981	(010000-)	Housing, Flywheel, Machined	1
3	35980	(010000-)	Coupling Assy, Flywheel	1
4	60735	(010000-)	Spacer, Flywheel Adapter	1
5	36016	(010000-)	Flywheel	1
6	36023	(010000-)	Plate, Engine Rear	1
7	36024	(010000-)	Cover, Access	1
8	36002	(010000-)	Starter	1
9	29832-8	(010000-)	Wire Assy,Cable-48.0, 4Ga,Blk	1
10	29832-4	(010000-)	Wire Ass'Y,Cable-28.0,4 Ga,Blk	1
11	40678	(010000-)	Clamp, Cable .44D .62Wide	2
12	40678-1	(010000-)	Clamp, Cable, .88 Dia .56Wide	1



06822

Fig. 25 - PCV and Vacuum Advance Hose Group

Key	TENNANT Part No.	Machine Serial Number	Description	Qty.
1	36037	(010000-)	Wire Assy, Spark Plug (Set of four)	1
2	36008	(010000-)	Shield, Distributor	1
3	19774	(010000-)	Hose, Vacuum .16 Id X 15.0 Lg	1
4	35992	(010000-)	Hose, Pcv	1
5	35993	(010000-)	Valve, Pcv	1
6	36032	(010000-)	Hose, Pcv	1

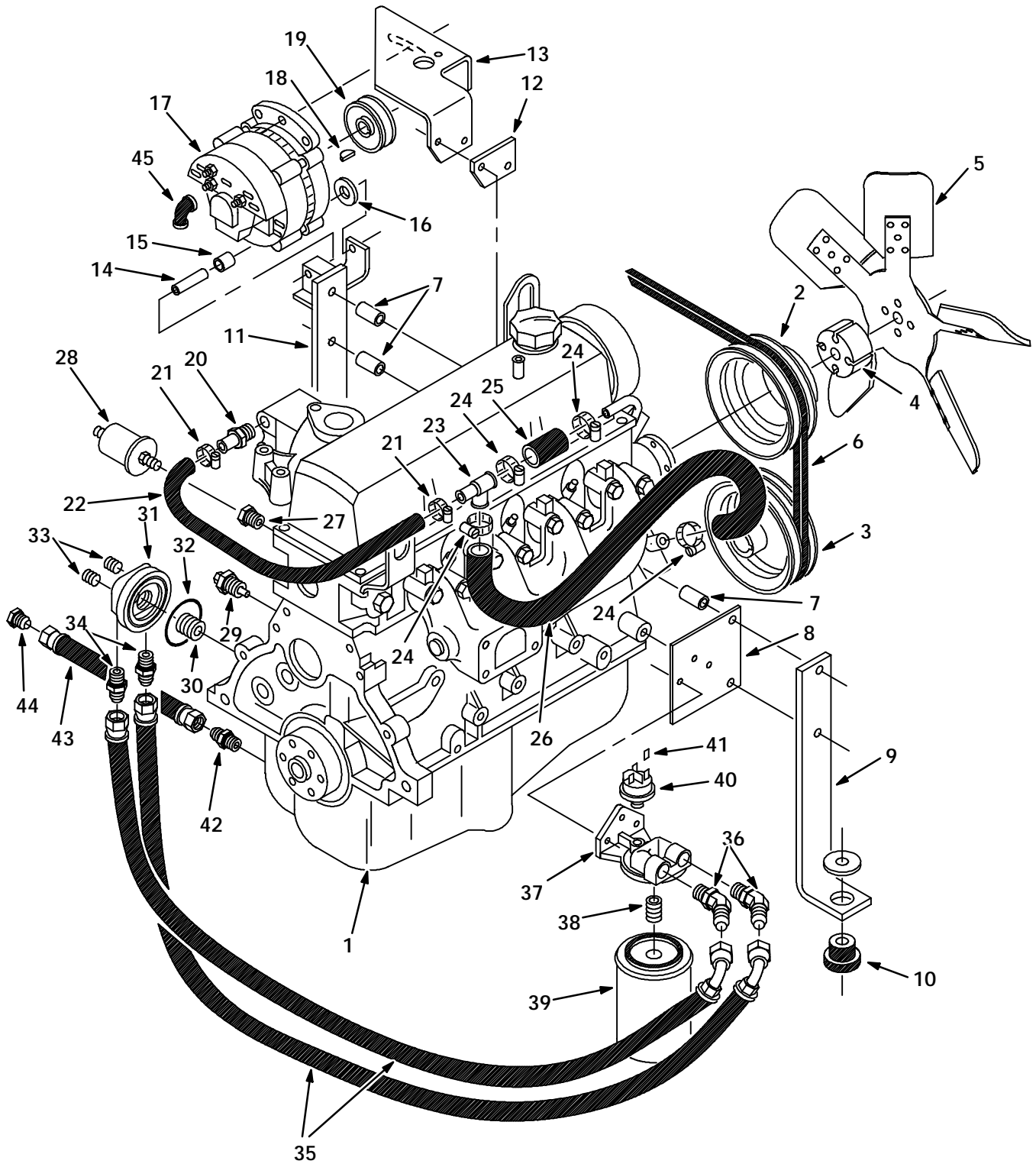


Fig. 26 - Engine Group

Fig. 26 - Engine Group

Key	TENNANT Part No.	Machine Serial Number	Description	Qty.
1	61854	(010000-)	Engine Assy, Lsg423 W/Label	1
2	36014	(010000-)	Sheave, Water Pump	1
3	36015	(010000-)	Sheave, Crankshaft	1
4	36042	(010000-)	Spacer, Fan	1
5	36013	(010000-)	Fan, Pusher 16"	1
6	60714	(010000-)	Belt-V, .47, 42.50Lg	1
7	43609	(010000-)	Sleeve, .500B .69D1.281Cr.Cad	3
8	36086	(010000-)	Plate, Oil Filter, Remote	1
9	35986	(010000-)	Bracket, Left Engine Mount	1
10	51176	(010000-)	Dampner, Engine	4
11	36073	(010000-)	Bracket Wldt, Engine Mount	1
12	36085	(010000-)	Spacer, Alternator Arm	1
13	36084	(010000-)	Bracket, Actuator/Alternator	1
14	51671	(010000-)	Sleeve, .384B .50D2.00 Butwcd	1
15	46230	(010000-)	Sleeve, .515B .62D .75 Ht.Trt	1
16	07027	(010000-)	Sleeve, .562B 1.38D .19 Hr.Cad	1
17	03233	(010000-)	Alternator, 37 A. Sealed Brush	1
18	00500-5	(010000-)	Key-Wdruff 0.12 0.62 Asa#0405	1
19	54914	(010000-)	Sheave	1
20	36159	(010000-)	Ftg-Brs Str Bm06/Pm06	1
21	54333	(010000-)	Clamp-Wormdrive, 0.31- 0.88D	2
22	60718	(010000-)	Hose, Rbr .38ld X 35.0Lg	1
23	36035	(010000-)	Ftg-Plstc Tee Bm06/Bm10/Bm10	1
24	63810	(010000-)	Clamp-Wormdrive, 0.56- 1.06D	4
25	60716	(010000-)	Hose, Rbr .62 ld X 2.0 Lg	1
26	60717	(010000-)	Hose, Rbr .62 ld X 11.5 Lg	1
27	17414	(010000-)	Ftg-Hyd Str Pm04/Pf02	1
28	51805	(010000-)	Switch, Oil Pressure 1.5A 12V	1
29	36165	(010000-)	Send Unit, Temperature	1
30	36089	(010000-)	Bushing, Reducer	1
31	36087	(010000-)	Adaptor, Oil Filter, Block-Off	1
32	36102	(010000-)	O-Ring, 2.50ld .12T	1
33	05178	(010000-)	Ftg-Plug Npt 08Pm Hx Soc	2
34	07730	(010000-)	Ftg-Hyd Str Pm08/Jm06	2
35	57486	(010000-)	Hose-Hyd Low06 Jf/J9	2
36	49937	(010000-)	Ftg-Hyd E45 Pm06/Jm06	2
37	36088	(010000-)	Adaptor, Oil Filter	1
38	36101	(010000-)	Ftg,Pipe,Nip.Blk0.75Ptx 1.00Lg	1
39	36163	(010000-)	Filter, Oil Fl-1A	1
40	51805	(010000-)	Switch, Oil Pressure 1.5A 12	1
41	68106	(010000-)	Terminal Tab	3
42	19200	(010000-)	Ftg-Hyd Str Metric	1
43	42221	(010000-)	Hose-Hyd Low06 Jf/Jf	1
44	19747	(010000-)	Ftg-Hyd Plg Jm06	1
45	34065	(010000-)	Boot, Packard Electric (Altern	1

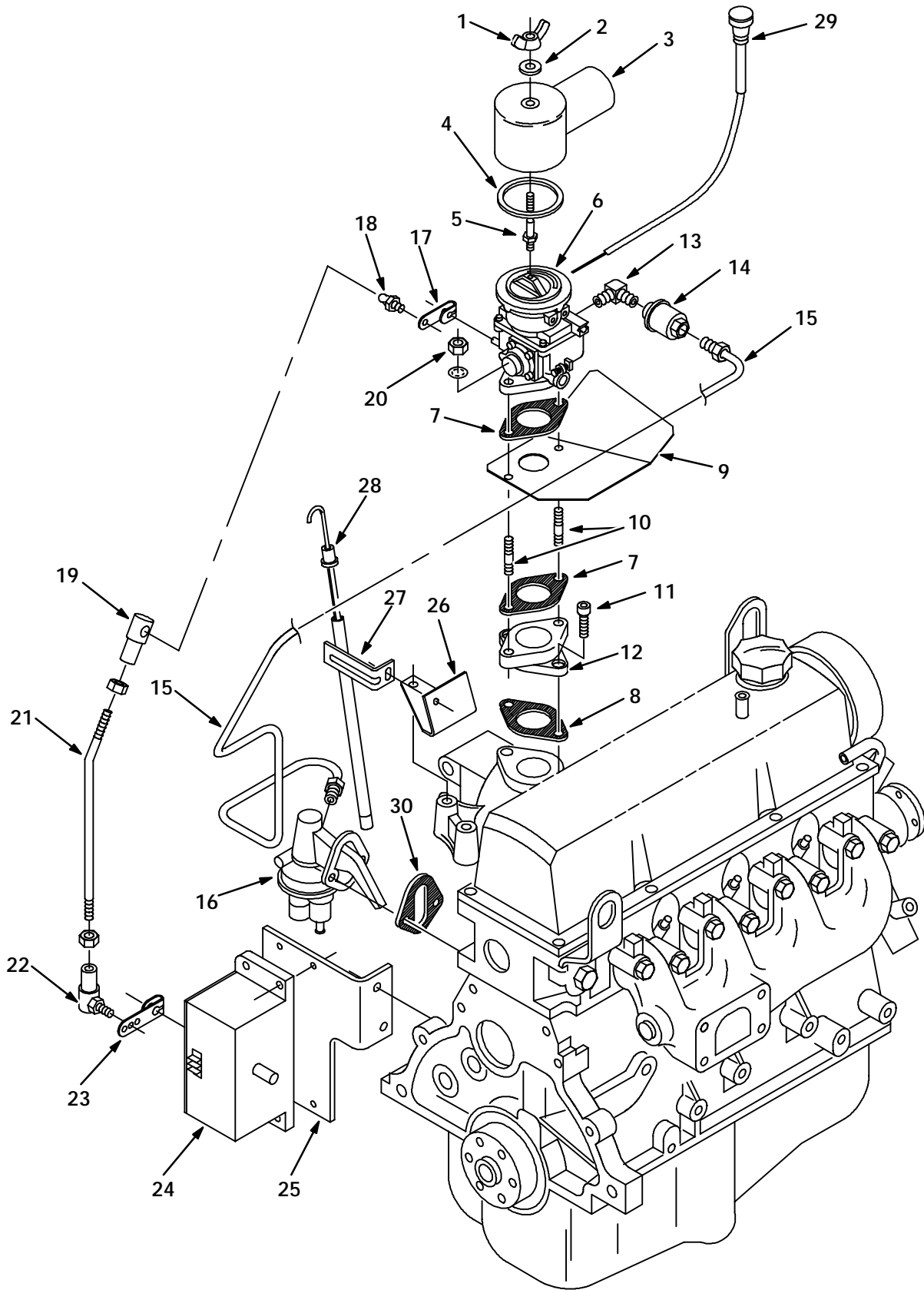


Fig. 27 - Carburetor Group, Gas

Fig. 27 - Carburetor Group, Gas

Key	TENNANT Part No.	Machine Serial Number	Description	Qty.
1	07252	(010000-)	Wingnut,Air Horn	1
2	24924	(010000-)	Washer, .281B .62D .06Nylon	1
3	34997	(010000-)	Elbow,Carb,Gas	1
4	16738	(010000-)	Gasket, Carburetor Air Horn	1
5	34996	(010000-)	Stud,Air Cleaner Gas .25-20	1
6	36020	(010000-)	Carburetor For Lsg-423	1
	61945	(010000-)	Carb Repair Kit Ft	1
7	54912-8	(010000-)	Gasket - Carburetor	2
8	36021	(010000-)	Gasket, Carburetor	1
9	60740	(010000-)	Plate, Drip Shield	1
10	36026	(010000-)	Rod-Thrd 2End M08X1.3 X 7.87	2
11	39309	(010000-)	Scr Soc M10X1.5 25 S	2
12	36017	(010000-)	Adaptor, Carb	1
13	11984	(010000-)	Ftg,Brass,Elb,02Npt-02Npt	1
14	36050	(010000-)	Filter, Fuel	1
15	36060	(010000-)	Tube Assy, Fuel Pump	1
16	36041	(010000-)	Pump, Fuel	1
17	30480	(010000-)	Lever, Carburetor	1
18	50332-2	(010000-)	Balljoint .250-20 Ball Stud	1
19	50332-1	(010000-)	Balljoint .250-28 Body/Clip	1
20	39311	(010000-)	Nut Hx Std M 8X1.25	2
21	60728	(010000-)	Rod, Control Actuator	1
22	14601	(010000-)	Balljoint .250-28	1
23	30481	(010000-)	Lever, Governor Actuator	1
24	07539	(010000-)	Actuator, Governor	1
25	60707	(010000-)	Angle, Actuator Mount	1
26	35983	(010000-)	Bracket, Dipstick Tube	1
27	36046	(010000-)	Tube, Dipstick	1
28	36045	(010000-)	Dipstick	1
29	26260	(010000-)	Cable Assy,Choke 38.50Lg	1
30	02887	(010000-)	Gasket, Fuel Pump	1

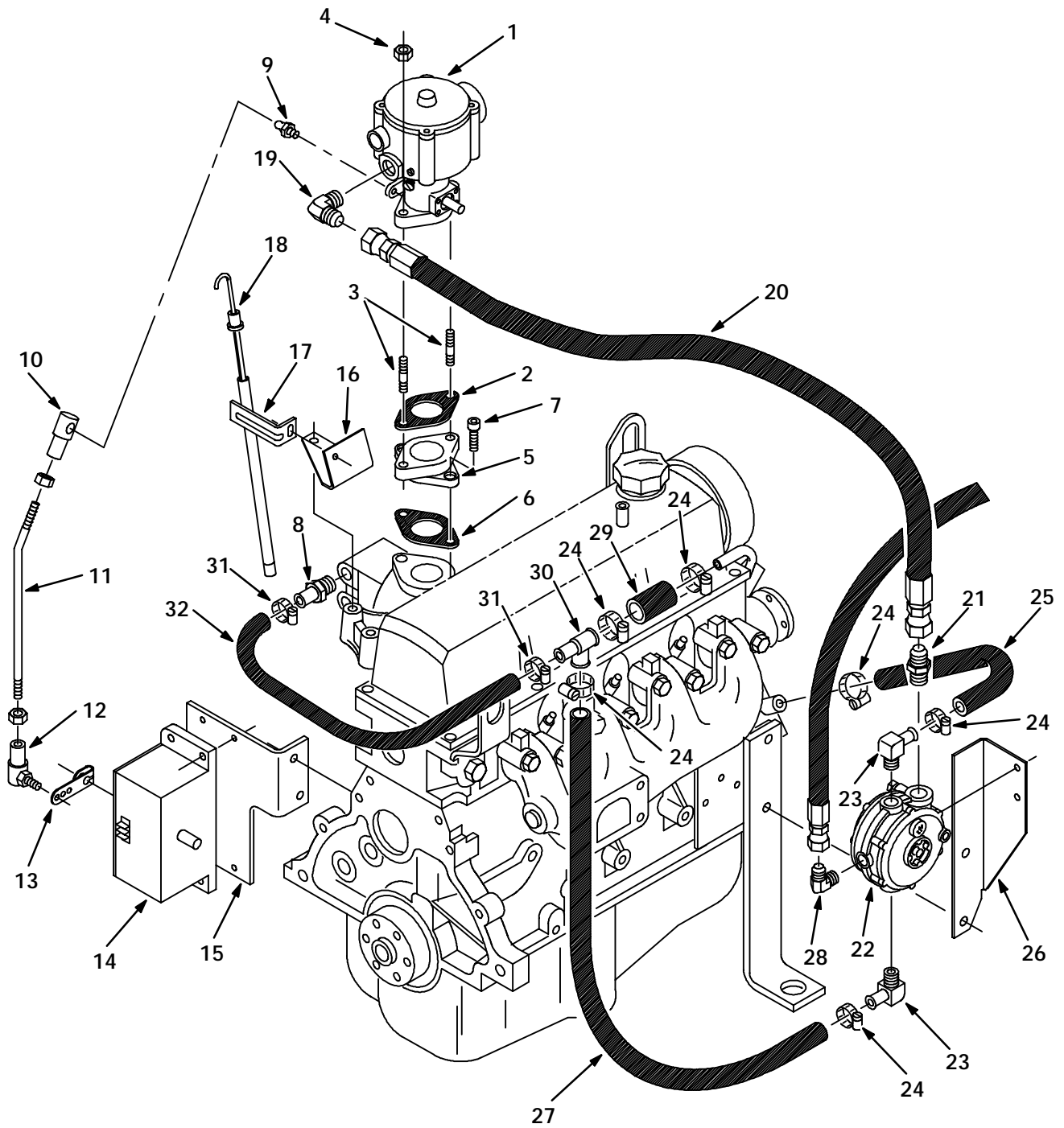


Fig. 28 - Carburetor Group, LPG

Fig. 28 - Carburetor Group, LPG

Key	TENNANT Part No.	Machine Serial Number	Description	Qty.
1	82679	(010000-)	Carburetor, Lpg W/Gasket	1
	02742	(010000-)	Carburetor Kit, Lpg	1
2	54912-8	(010000-)	Gasket - Carburetor	1
3	36026	(010000-)	Rod-Thrd 2End M08X1.3 X 7.87	2
4	39311	(010000-)	Nut Hx Std M 8X1.25	2
5	36017	(010000-)	Adaptor, Carb	1
6	36021	(010000-)	Gasket, Carburetor	1
7	39309	(010000-)	Scr Soc M10X1.5 25	2
8	36159	(010000-)	Ftg-Brs Str See60235 Bm06/Pm06	1
9	50332-2	(010000-)	Balljoint .250-28 Ball Stud	1
10	50332-1	(010000-)	Balljoint .250-28 Body/Clip	1
11	60728	(010000-)	Rod, Control Actuator	1
12	14601	(010000-)	Balljoint .250-28	1
13	30481	(010000-)	Lever, Governor Actuator	1
14	07539	(010000-)	Actuator, Governor	1
15	60707	(010000-)	Angle, Actuator Mount	1
16	35983	(010000-)	Bracket, Dipstick Tube	1
17	36046	(010000-)	Tube, Dipstick	1
18	36045	(010000-)	Dipstick	1
19	46611	(010000-)	Ftg-Hyd E90 See60210 Pm08/Jm10	1
20	60725	(010000-)	Hose Lpg, 10Lpg 28In.Lg	1
21	46607	(010000-)	Ftg-Hyd St Pm08/Jm10	1
22	54930	(010000-)	Vaporizer, Lpg	1
22	55998	(010000-)	Vaporizer Repair Kit 1m	1
23	51839	(010000-)	Ftg-Brs E90 Bm10/Pm06	2
24	63810	(010000-)	Clamp-Wormdrive, 0.56-1.06D	6
25	13049	(010000-)	Hose,.62 Id X 9.0 Lng Heater	1
26	36179	(010000-)	Angle, Regulator Mount	1
27	60726	(010000-)	Hose, Rbr .62 Id X 15. O Lg	1
28	52424	(010000-)	Ftg-Hyd E90 Pm04/Jm06	1
29	60716	(010000-)	Hose, Rbr .62 Id X 2.0 Lg	1
30	36035	(010000-)	Ftg-Plstc Tee Bm06/Bm10/Bm10	1
31	54333	(010000-)	Clamp-Wormdrive, 0.31- 0.88D	2
32	60718	(010000-)	Hose, Rbr .38ld X 35.0Lg	1

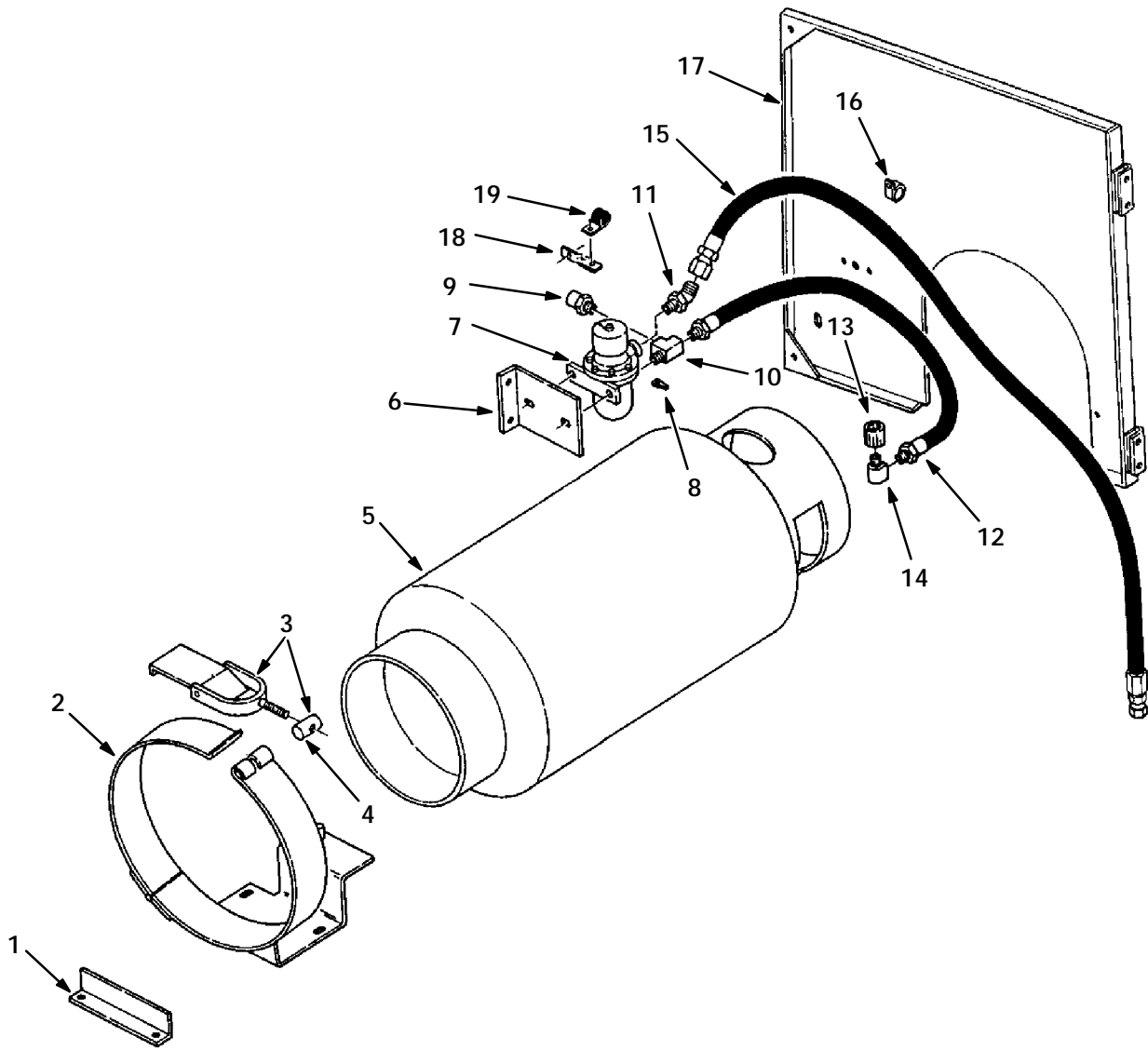


Fig. 29 - Fuel Tank Group, LPG

Fig. 29 - Fuel Tank Group, LPG

Key	TENNANT Part No.	Machine Serial Number	Description	Qty.
1	34282	(010000-)	Angle	1
2	34285	(010000-)	Brkt. Weldm., Lp Tank Ret.	1
3	53400-1	(010000-)	Latch Assy, Lpg Tank Mtg,W/Nut	1
4	53400-4	(010000-)	Nut, Adjustable, Lpg Tank Mtg	1
5	24928	(010000-)	Tank, Lpg,33# Liq Both	1
5	24928-1	(010000-)	Tank-Lp,33@,Liq,Both,Fill Ga L	1
6	34232	(010000-)	Bracket,Lp Lockoff	1
7	33554	(010000-)	Filt.Fuelock,Lp,M-S#4-2384-B	1
	SK1444	(010000-)	Repair Kit-Filter Fuelock	1
8	68106	(010000-)	Terminal Tab	1
9	24047	(010000-)	Valve, Press Relief, Lpg Rego	1
10	24929	(010000-)	Ftg,Brass,Tee 0Jpf- 04Pf- 04Pm	1
11	56811	(010000-)	Ftg-Hyd E45 Pm04/Jm06	1
12	10754	(010000-)	Hose Lpg,4Lpg 24In.Lg L	1
13	26496	(010000-)	Coupling,Quickdisc, Lpg, Shwd	1
14	27048	(010000-)	Ftg-El90 Npt/Npt 04Pf/04Pm	1
15	60741	(010000-)	Hose-Lpg Spl .25Id 66.0L	1
16	26395-1	(010000-)	Clamp-Cable, 0.56Dia 0.38Wth	1
17	34277	(010000-)	Door Weldmt, Rear-Lp W/Label	1
18	69465	(010000-)	Strip,Clamp-Fuel Line	1
19	40678	(010000-)	Clamp, Cable .44D .62Wide	1

LOW DUMP MODEL PARTS

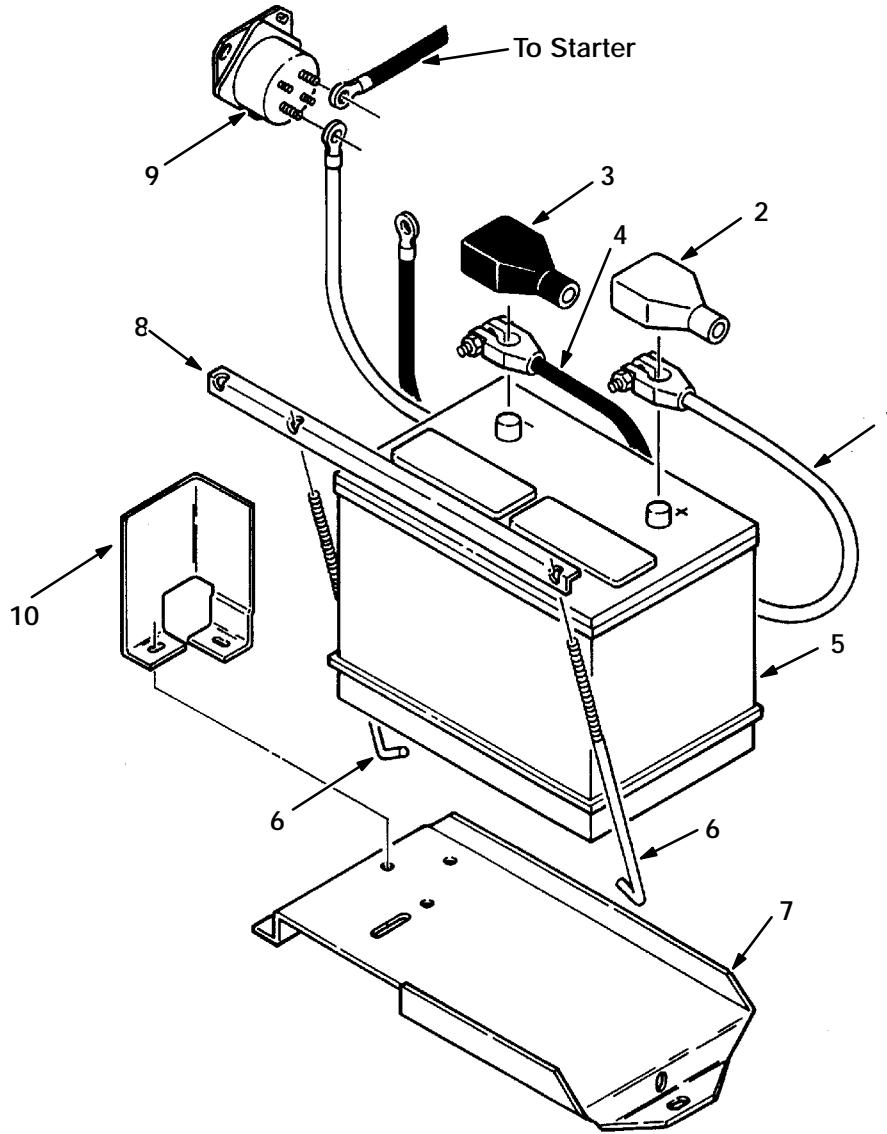


Fig. 30 - Battery Group

06802

Key	TENNANT Part No.	Machine Serial Number	Description	Qty.
1	34823	(010000-)	Cable, Batt. Pos. 33"L	1
2	68873	(010000-)	Boot,Batt. Term. 1-2Ga. Red	1
3	68872	(010000-)	Boot,Batt. Term.1-2Ga. Black	1
4	34821	(010000-)	Cable, Batt, Neg. 36"L	1
5	10143	(010000-)	Battery, 12V, Cc Amps:540 Wet	1
6	13015-1	(010000-)	Bolt, Hold Down, Battery, 10.0 Lg	2
7	34283	(010000-)	Tray, Battery Retaining	1
8	16700	(010000-)	Angle, Battery Hold Down	1
9	36005	(010000-)	Relay, Starter	1
10	34288	(010000-)	Bracket, Bumper (Used on LPG Machine only)	1

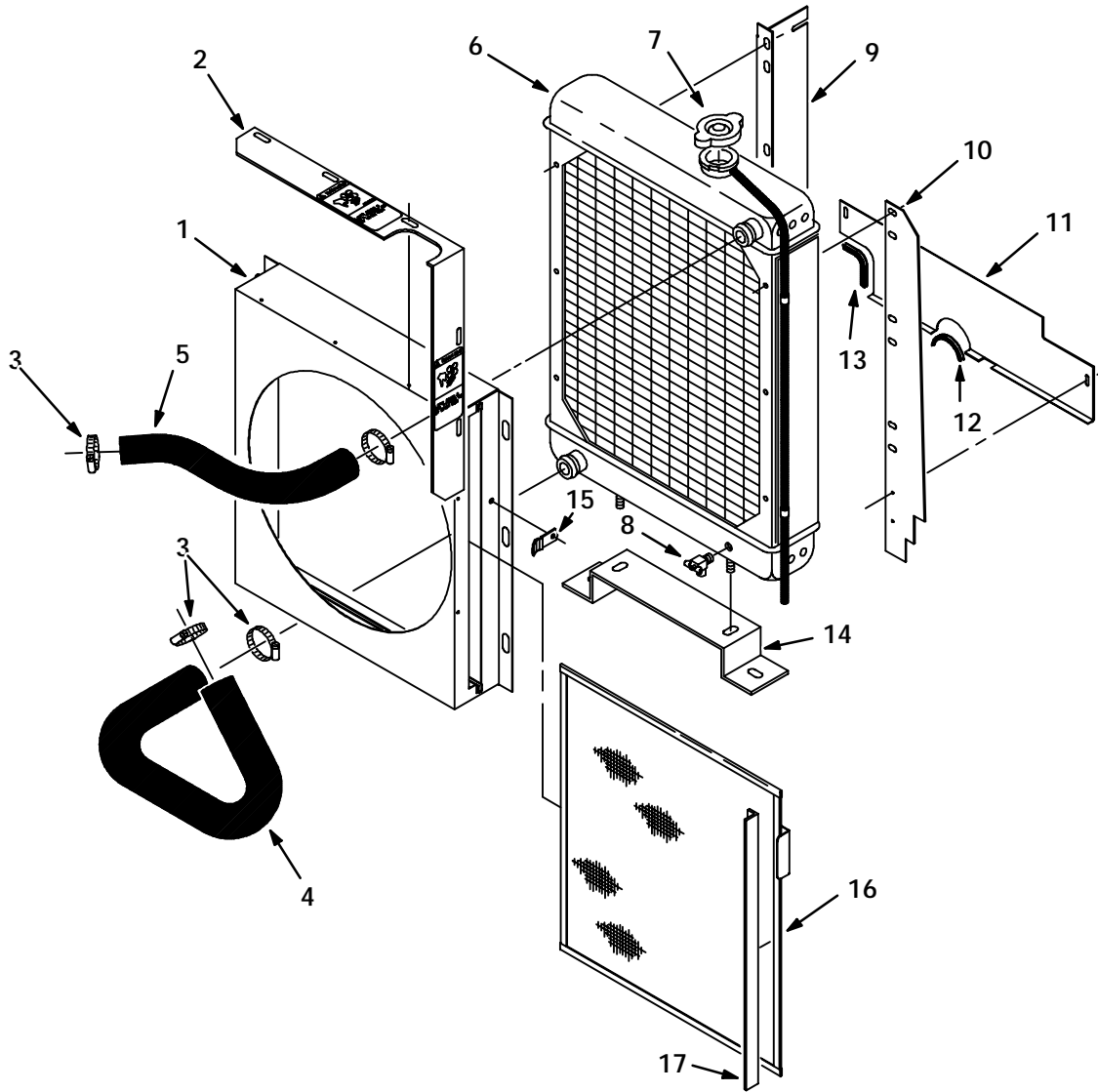


Fig. 31 - Radiator Group

06812

Key	TENNANT Part No.	Machine Serial Number	Description	Qty.
1	35465	(010000-)	Panel Wldt, Shroud, Fan, Ford	1
2	36181	(010000-)	Panel, Shroud, W/Labels	1
3	11531	(010000-)	Clamp-Wormdrive, 1.06- 2.00D	4
4	35978	(010000-)	Hose, Lower Radiator	1
5	35979	(010000-)	Hose, Upper Radiator	1
6	50605	(010000-)	Radiator, Modine#1A 4315 D	1
7	48655	(010000-)	Cap,Radiator-Purchase	1
8	51305	(010000-)	Drain Cock, .25Npt Wh#120 Angl	1
9	34927	(010000-)	Panel Rh Radiator	1
10	34926	(010000-)	Panel Lh Radiator	1
11	35974	(010000-)	Angle, Recirculation	1
12	62170-3	(010000-)	Molding, Trim 16Ga&Thinr 4.4	1
13	59118-4	(010000-)	Molding, Trim 16Ga&Thinr 7.0	1
14	07851	(010000-)	Mount Radiator	1
15	35471	(010000-)	Spring, Latch Screen	1
16	35470	(010000-)	Screen Wldt	1
17	36197	(010000-)	Seal, Fan Shroud	1

LOW DUMP MODEL PARTS

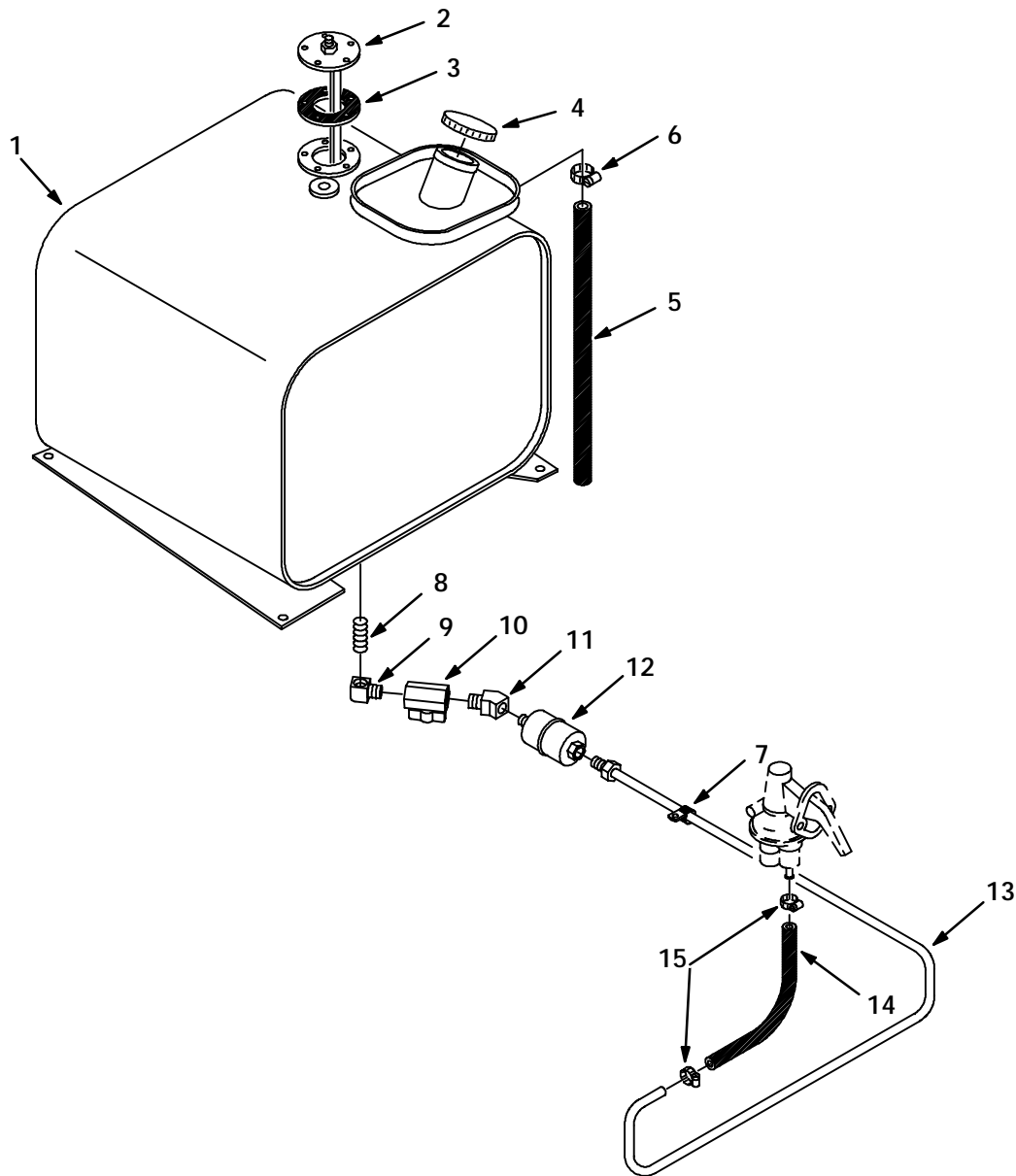


Fig. 32 - Fuel Tank Group

06811

Key	TENNANT Part No.	Machine Serial Number	Description	Qty.
1	34220	(010000-)	Tank Fuel	1
2	07873	(010000-)	Send Unit	1
3	14131	(010000-)	Gasket, 2.7D 1.5B.12T 5/ 2.1Bc	1
4	48267	(010000-)	Cap, Gas	1
5	34258	(010000-)	Hose, Fuelline, .50ld X 14.5Lg	1
6	54333	(010000-)	Clamp-Wormdrive, 0.31- 0.88D	1
7	46236	(010000-)	Clamp-Cable, 0.25Dia 0.56Wth	2
8	48144	(010000-)	Ftg,Pipe,Nip.Blk0.12Ptx 1.50Lg	1
9	11984	(010000-)	Ftg,Brass,Elb,02Npt-02Npt	1
10	08873	(010000-)	Valve, Ball-.12Npt Pfp L	1
11	32376	(010000-)	Ftg-Hyd E45 Pm02/Pf02	1
12	62050	(010000-)	Filter Assy,Fuel-Gas,Pur#	1
13	60734	(010000-)	Fuelline, .31 Od	1
14	82509	(010000-)	Hose, Fuel Line .31 ldx11.0	1
15	43844	(010000-)	Clamp-Wormdrive, 0.25- 0.62D	2

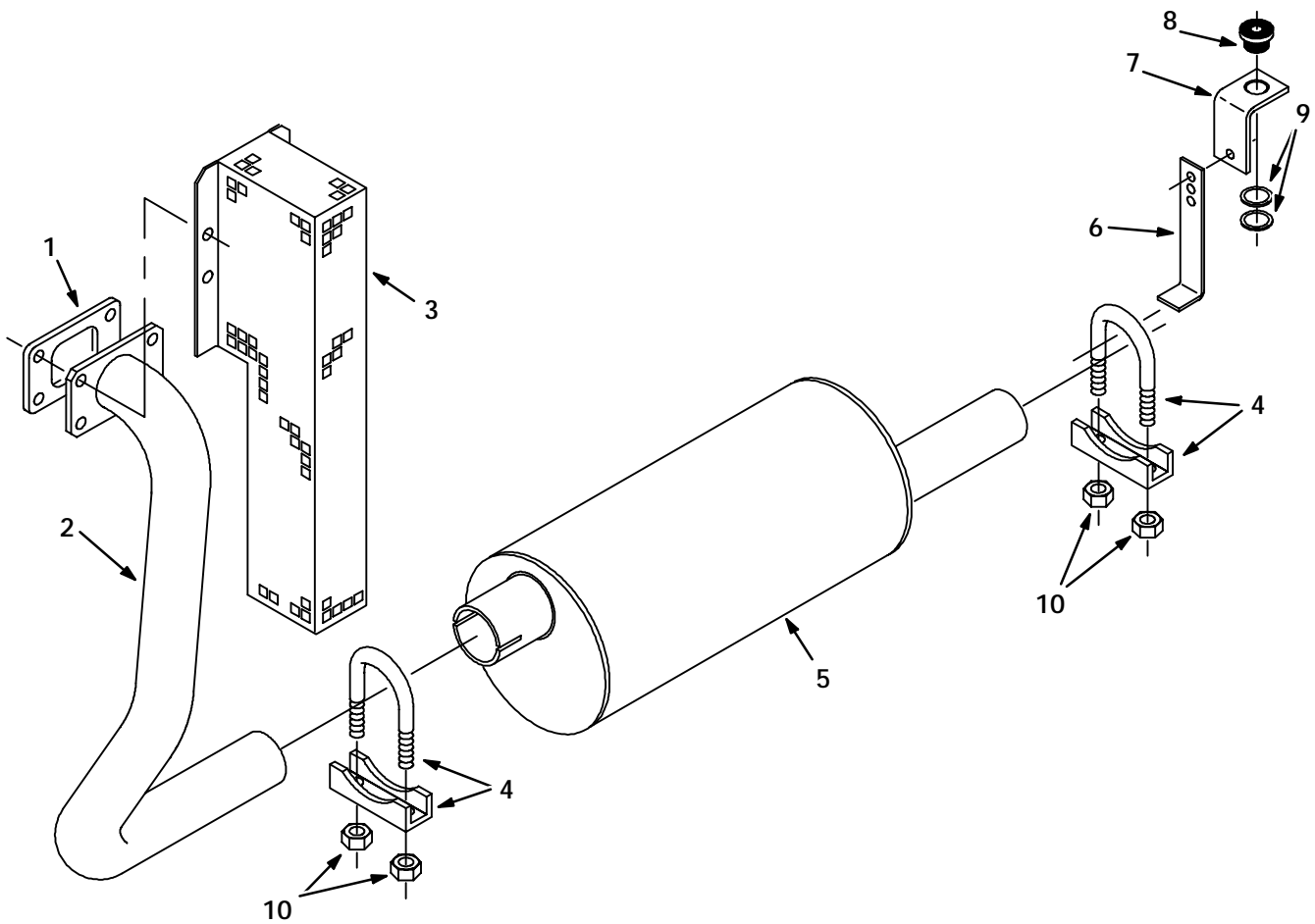


Fig. 33 - Muffler Group

06813

Key	TENNANT Part No.	Machine Serial Number	Description	Qty.
1	34908	(010000-)	Gasket, Tailpipe	1
1	36048	(010000-)	Gasket, Exhaust Flange	1
2	36063	(010000-)	Pipe Wldt, Exhaust	1
3	60942	(010000-)	Shield Wldt, Exhaust Pipe	1
4	05881	(010000-)	Clamp-Muffler, For 2.00 Od Tube	2
5	52906	(010000-)	Muffler-Exh, Rnd, To 162Cu"Eng	1
6	47990	(010000-)	Brkt-L, 5.2 1.2 .12 .5L3/.34H	1
7	47989	(010000-)	Brkt-L, 2.6 2.0 .19 1.5L2/Hls	1
8	54274	(010000-)	Isolator-Vibration, 60 Lb. Ratng	1
9	09832	(010000-)	Washer, .812B 1.06D .06Cr.	2
10	32985	(010000-)	Nut Hxlocnyln .50-13	4

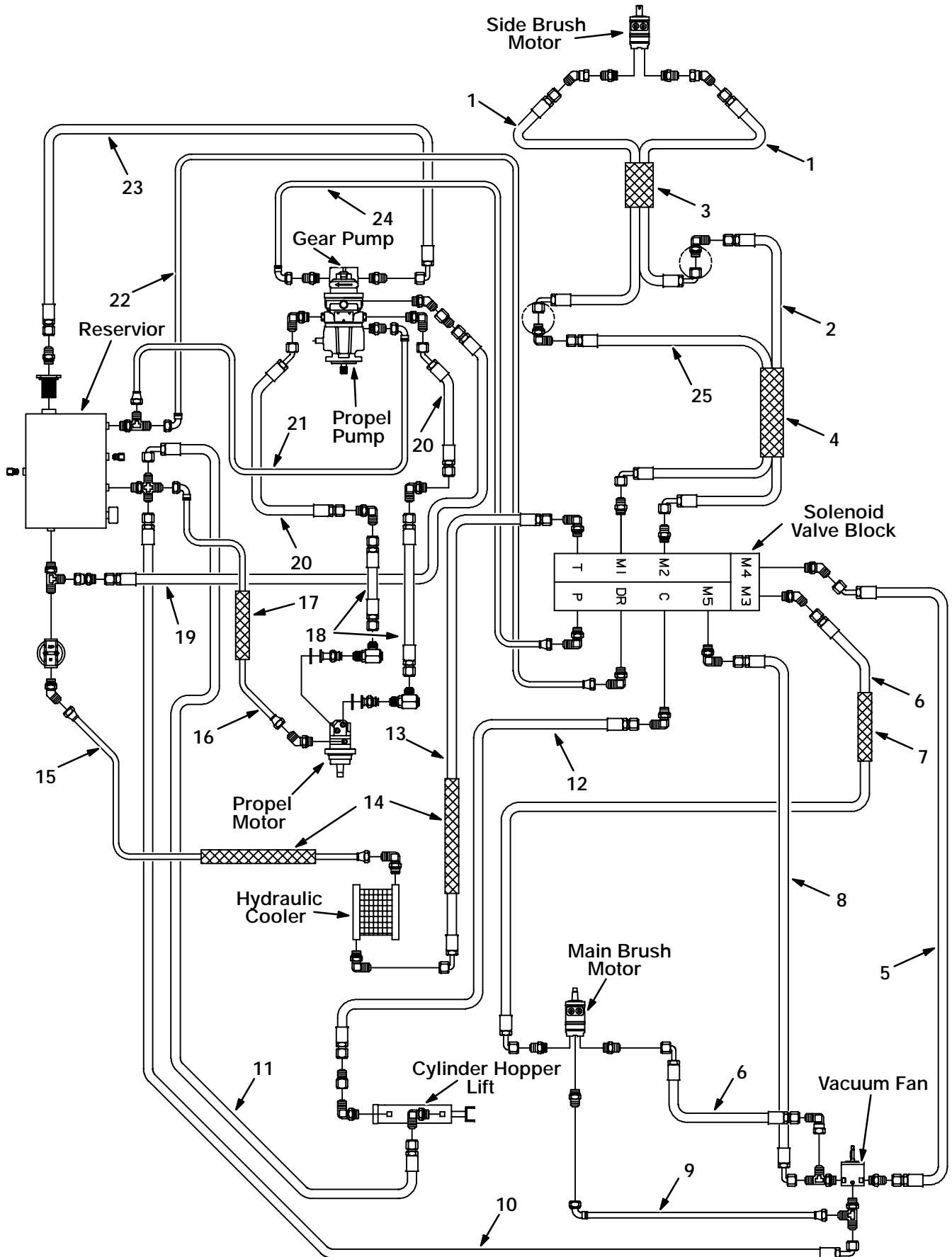


Fig. 34 - Hydraulic Hoses Group

Fig. 34 - Hydraulic Hoses Group

Key	TENNANT Part No.	Machine Serial Number	Description	Qty.
1	35486	(010000-)	Hose-Hyd Med06 Jf/J9	2
2	31594	(010000-)	Hose-Hyd Med06 Jf/J9	1
3	82830	(010000-)	Sleeve-NyIn #24 16.0L	1
4	34313	(010000-)	Sleeve, Hyd.Hose 1.75ld X 67.0	1
5	16463	(010000-)	Hose-Hyd Med08 Jf/J4	1
6	35485	(010000-)	Hose-Hyd Med08 Jf/J9	2
7	34329	(010000-)	Sleeve-NyIn #28 20.0L	1
8	55697	(010000-)	Hose-Hyd Med08 Jf/J9	1
9	02549	(010000-)	Hose-Hyd Low04 Jf/J9	1
10	34420	(010000-)	Hose-Hyd Low04 Jf/J9	1
11	31600	(010000-)	Hose-Hyd Low04 Jf/J9	1
12	82814	(010000-)	Hose-Hyd Med04 Jf/Jf	1
13	31720	(010000-)	Hose-Hyd Med12 Jf/J9	1
14	35484	(010000-)	Sleeve-NyIn #24 45.0L	2
15	35487	(010000-)	Hose-Hyd Low12 Jf/Jf	1
16	34388	(010000-)	Hose-Hyd Low04 Jf/J9	1
17	34054	(010000-)	Sleeve-NyIn #12 25.0L	1
18	08024	(010000-)	Hose-Hyd Hi 12 Jf-J4	2
19	34376	(010000-)	Hose-Hyd Med06 Jf/Jf	1
20	57951	(010000-)	Hose-Hyd Hi 12 Jf/J4	2
21	34378	(010000-)	Hose-Hyd Low04 Jf/J9	1
22	82806	(010000-)	Hose-Hyd Low04 Jf/J9	1
23	34351	(010000-)	Hose-Hyd Suc20 Jf/J9	1
24	13108	(010000-)	Hose-Hyd Med12 Jf/Jf	1
25	02469	(010000-)	Hose-Hyd Med 06 Jf/J9	1

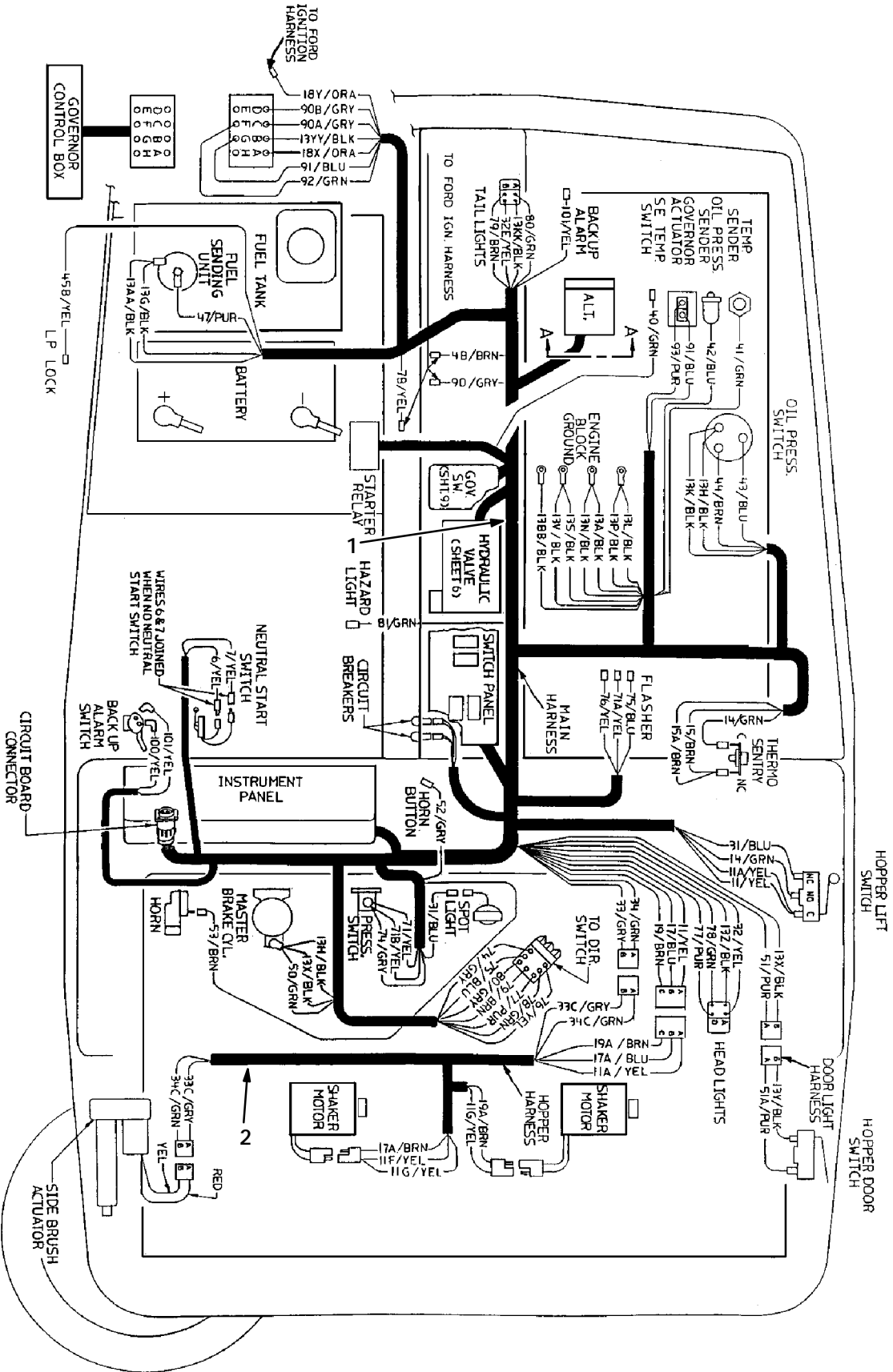


Fig. 35 - Wire Harnesses Group, Low Dump

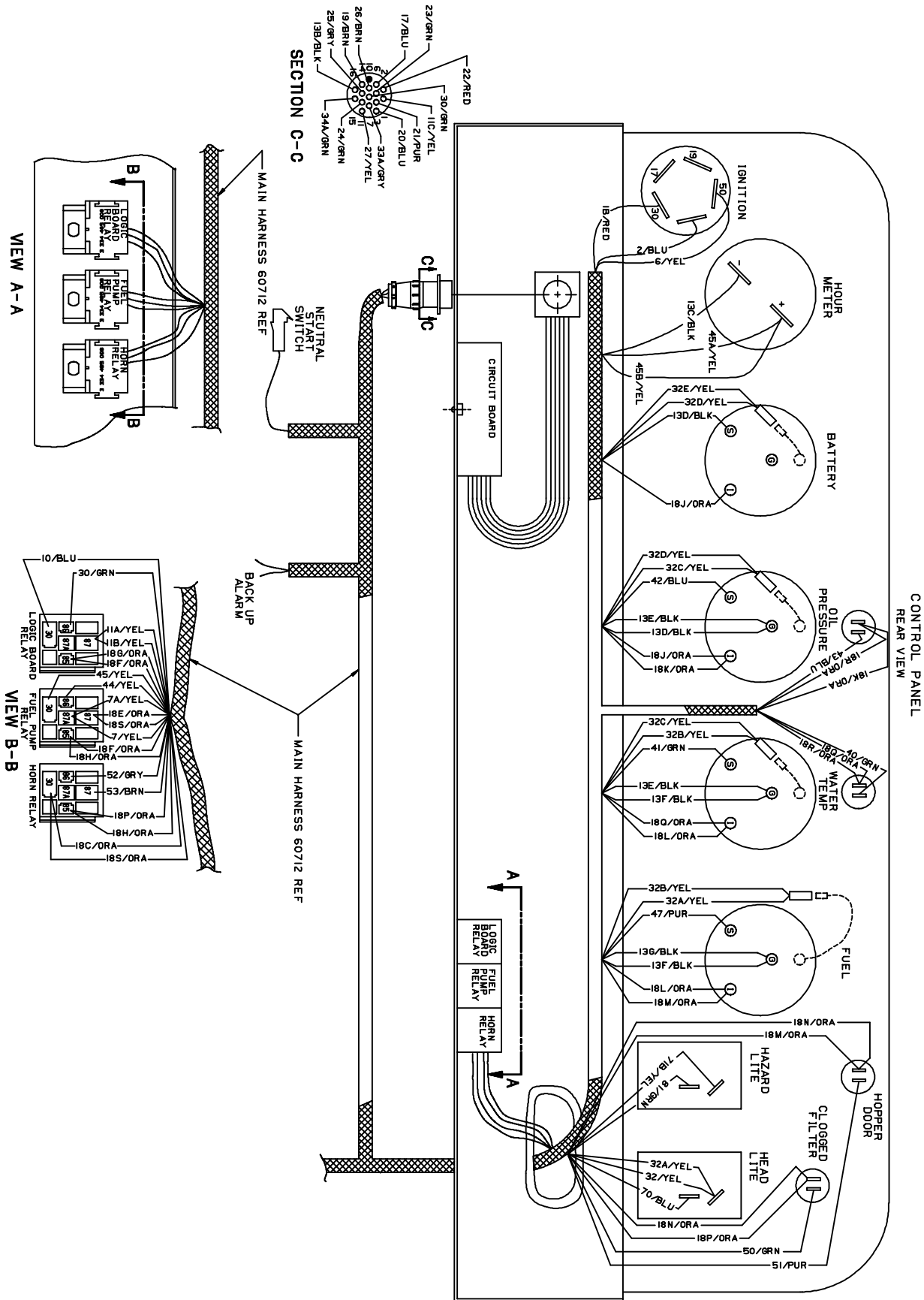


Fig. 35 - Wire Harnesses Group, Low Dump

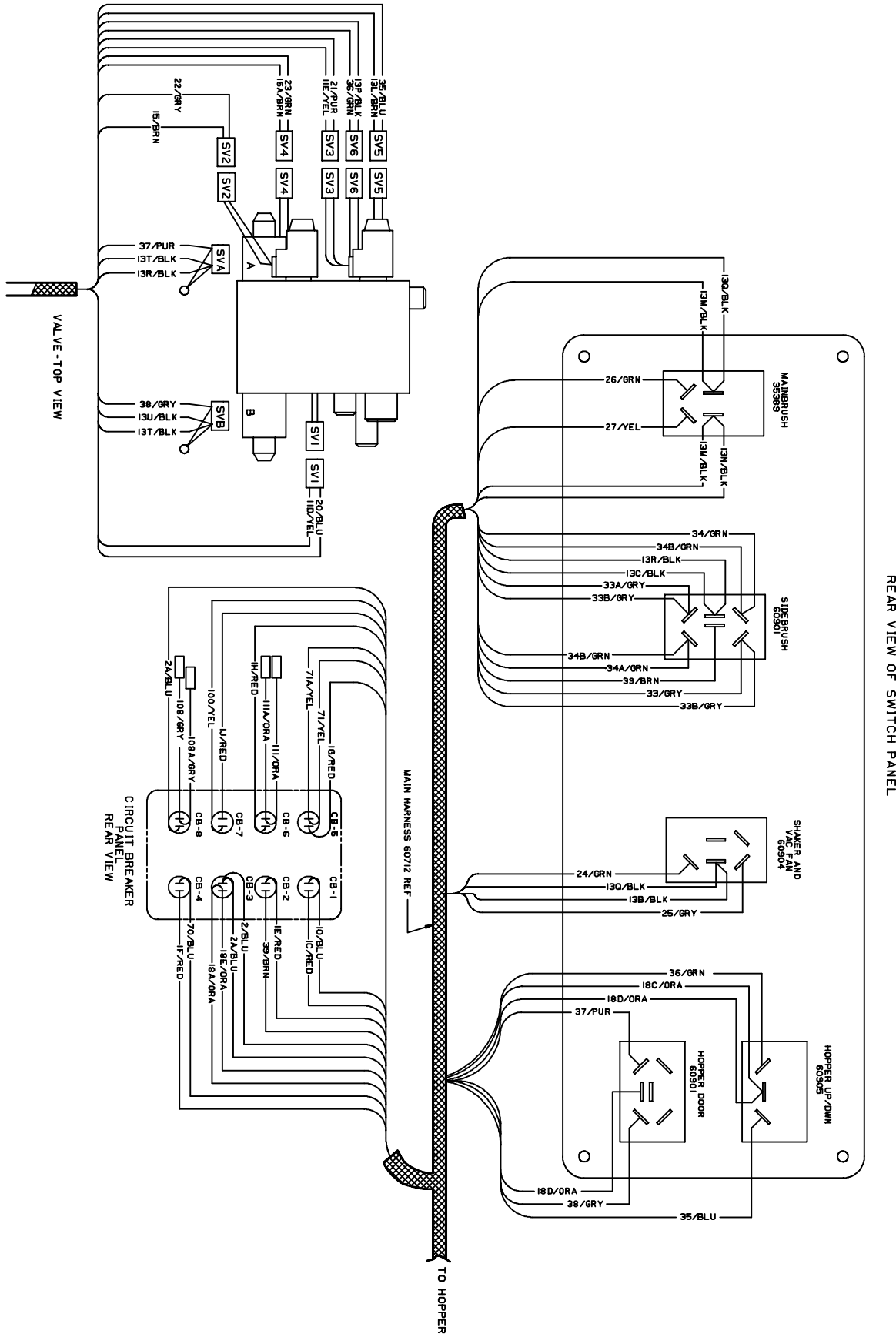


Fig. 35 - Wire Harnesses Group, Low Dump

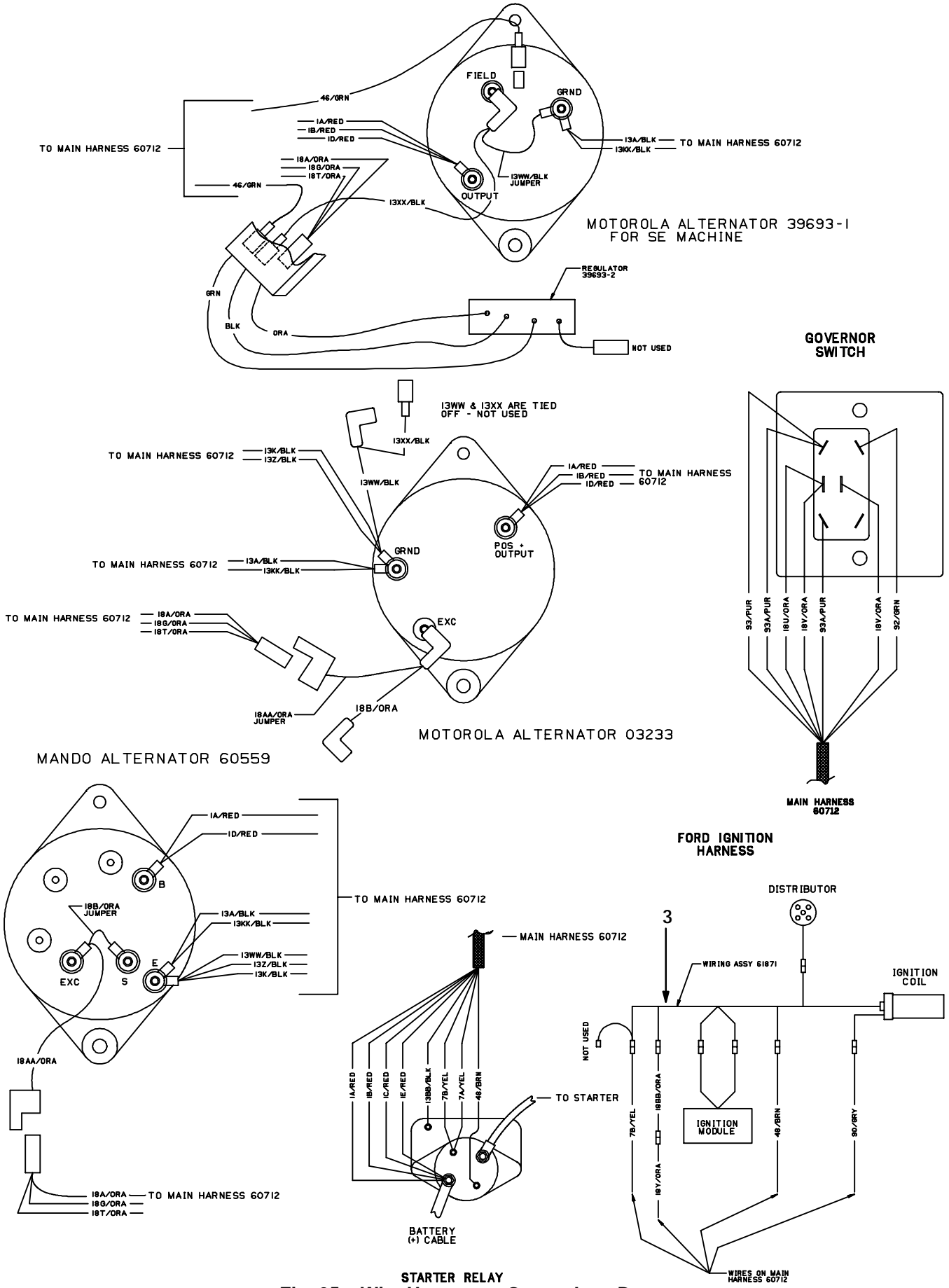


Fig. 35 - Wire Harnesses Group, Low Dump

LOW DUMP MODEL PARTS

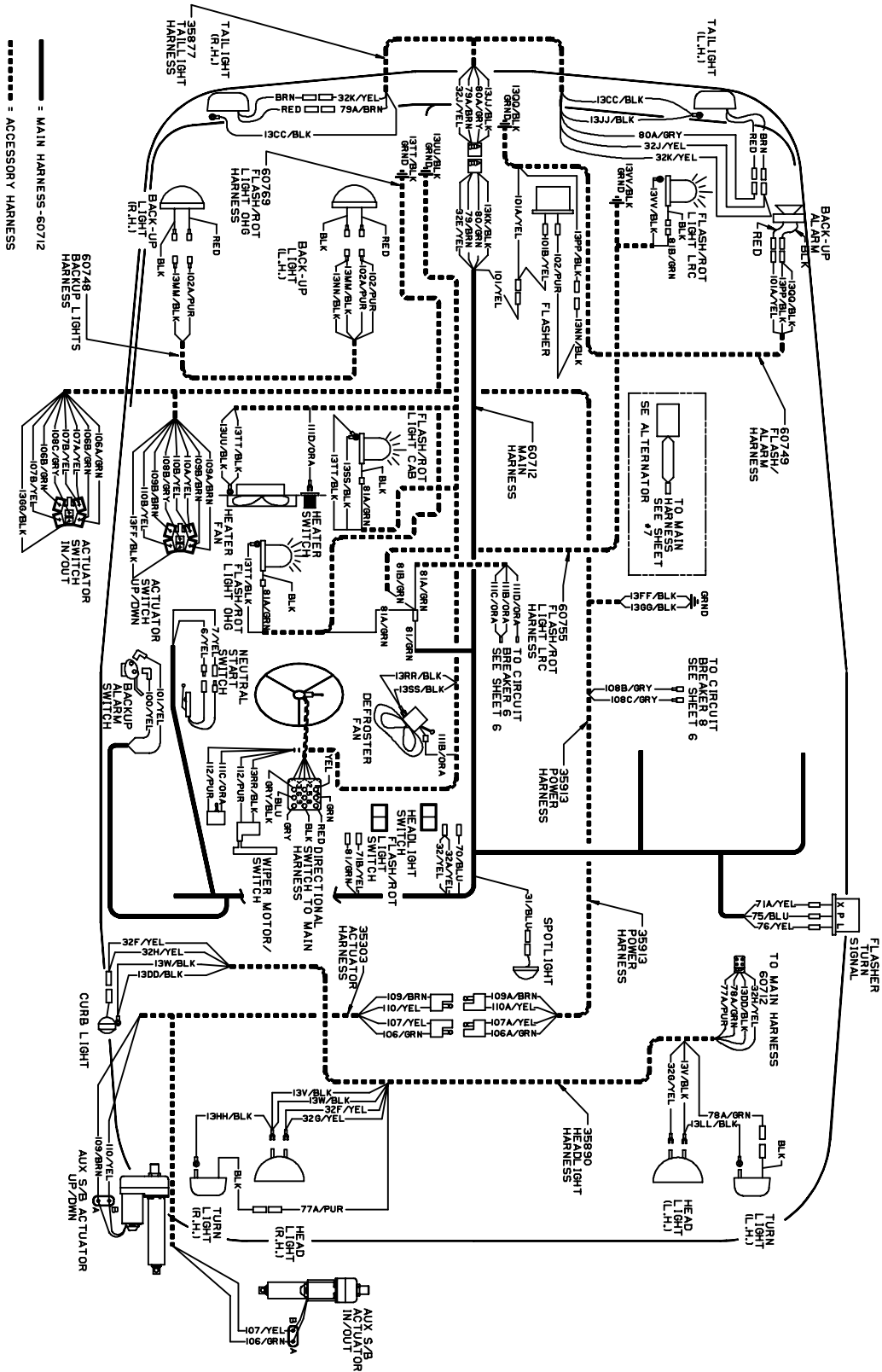


Fig. 35 - Wire Harnesses Group, Low Dump

06756

Key	TENNANT Part No.	Machine Serial Number	Description	Qty.
1	60712	(010000-)	Harness, Main	1
2	36092	(010000-)	Harness, Hopper	1
3	61871	(010000-)	Harness, Ignition Module	1

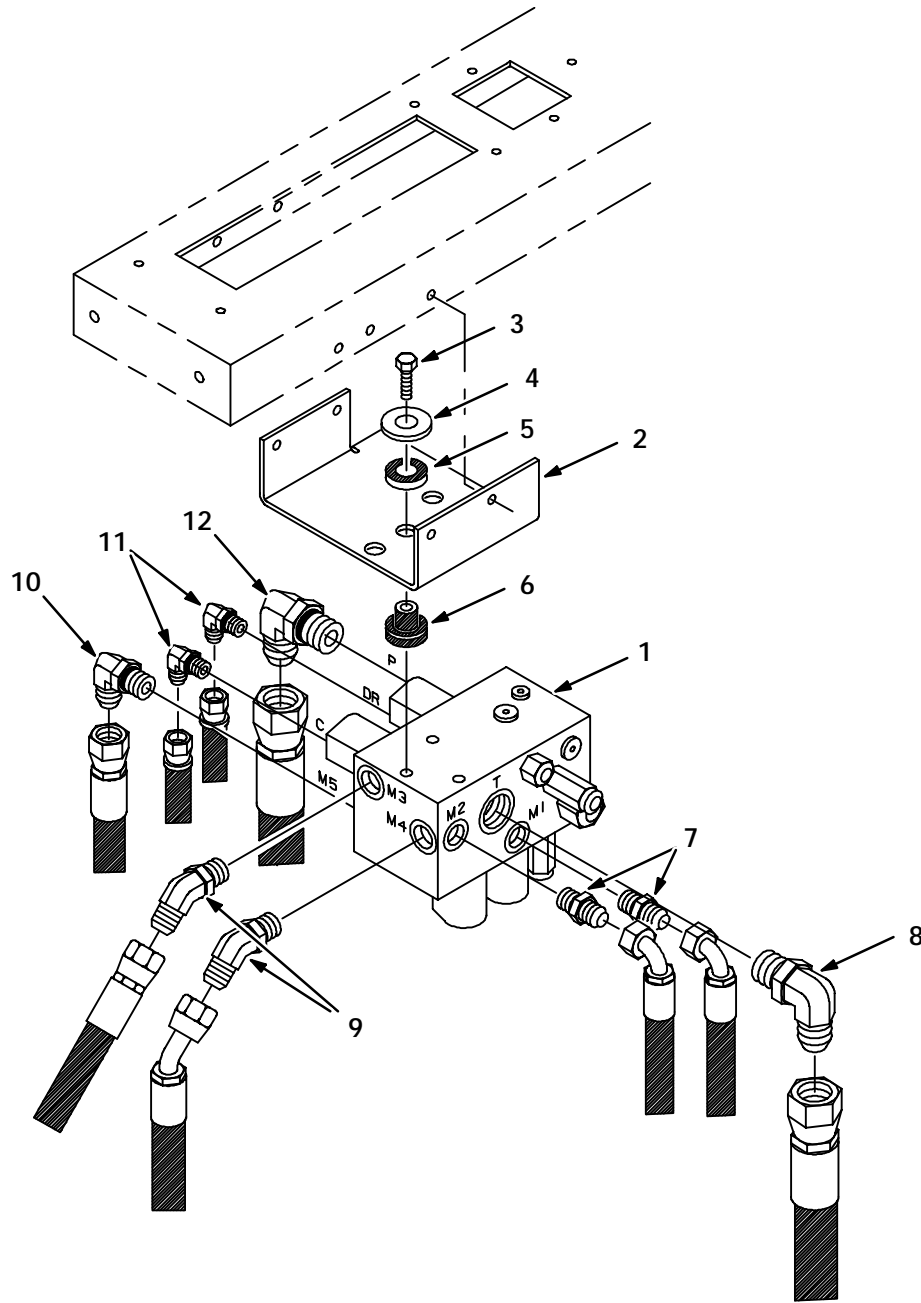


Fig. 36 - Control Valves Group

06710

Key	TENNANT Part No.	Machine Serial Number	Description	Qty.
1	35492	(010000-)	Valve Hyd, Solenoid (See Hydraulic Components)	1
2	35385	(010000-)	Bracket Assy, Valve	1
3	46559	(010000-)	Scr-Hex .38-16X1.25 Nylon Loc	3
4	33948	(010000-)	Washer-Flt .38 Fender Pltd	3
5	62172	(010000-)	Ring	3
6	62173	(010000-)	Bushing, Isolator-Inner,Rbr.	3
7	56690	(010000-)	Ftg-Hyd Str Jm06/Om06	2
8	46481	(010000-)	Ftg-Hyd E90 Jm12/Om12	1
9	42226	(010000-)	Ftg-Hyd E45 Jm08/Om08	2
10	44868	(010000-)	Ftg-Hyd E90 Jm08/Om08	1
11	77097	(010000-)	Ftg-Hyd E90 Jm04/Om04	2
12	46481	(010000-)	Ftg-Hyd E90 Jm12/Om12	1

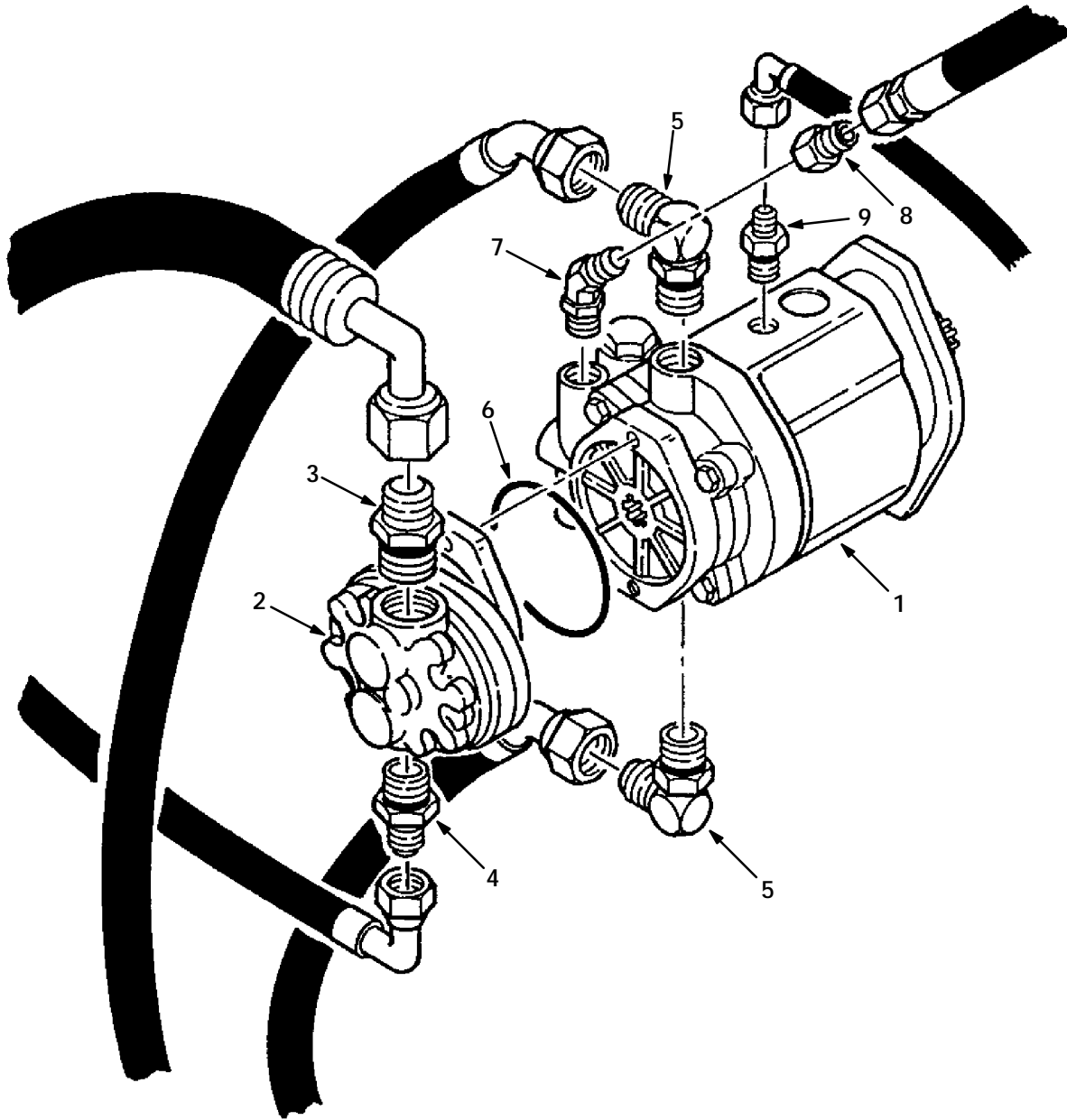


Fig. 37 - Hydraulic Pumps Group

06711

Key	TENNANT Part No.	Machine Serial Number	Description	Qty.
1	35730	(010000-)	Pump, Hyd Piston (See Hydraulic Components)	1
2	35490	(010000-)	Pump-Hyd, Gear (See Hydraulic Components)	1
3	67811	(010000-)	Ftg-Hyd Str Jm20/Om16	1
4	06750	(010000-)	Ftg-Hyd Str Jm12/Om10	1
5	46481	(010000-)	Ftg-Hyd E90 Jm12/Om12	2
6	65145-1	(010000-)	O-Ring Gland	1
7	42226	(010000-)	Ftg-Hyd E45 Jm08/Om08	1
8	47753	(010000-)	Ftg-Hyd Str Jm06/Jf08	1
9	55685	(010000-)	Ftg-Hyd Str Jm04/Om06	1

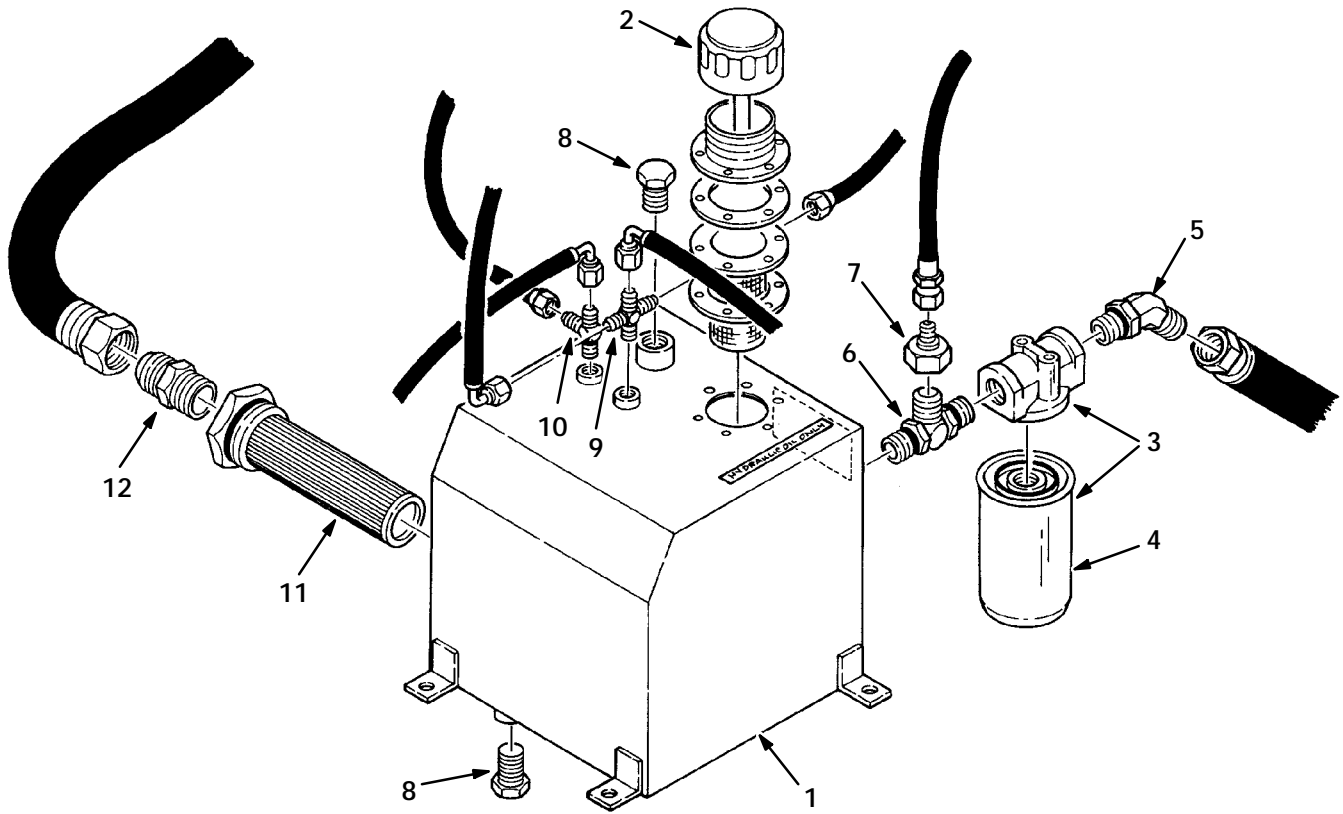


Fig. 38 - Hydraulic Reservoir Group

06712

Key	TENNANT Part No.	Machine Serial Number	Description	Qty.
1	16740	(010000-)	Reservoir Wldt, Hyd	1
2	82780	(010000-)	Breather,Hyd.Filler,Dip,5Psi	1
3	55619	(010000-)	Filter Assy, Spin-On 10Micron	1
4	55740	(010000-)	Filtr Element Ph	1
5	16081	(010000-)	Ftg-Hyd E45 Jm12/Om12	1
6	34396	(010000-)	Ftg-Tee 1.0Gom/1.06Om/1.06Om	1
7	34375	(010000-)	Ftg-Hyd Str Jm06/Jf12	1
8	40362	(010000-)	Ftg-Hyd Plg Om10	2
9	82802	(010000-)	Ftg-Hyd Crs Jm04/Om04	1
10	34390	(010000-)	Ftg-Hyd Tee Jm04Jmom	1
11	31613	(010000-)	Strainer-Hyd Suction 25-100-03	1
12	58858	(010000-)	Ftg-Hyd Str Jm20/Om20	1

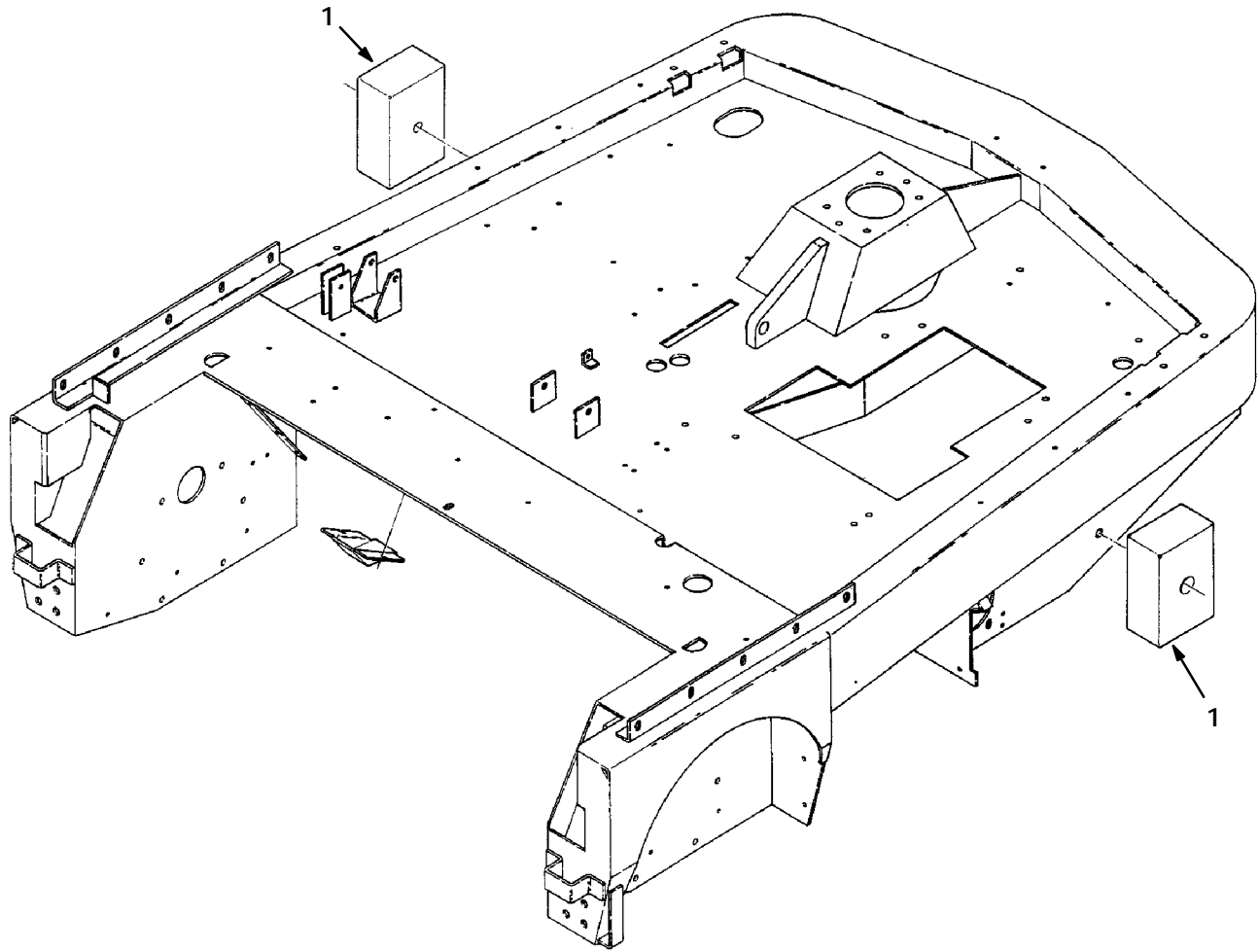


Fig. 39 - Counterweight Group

06713

Key	TENNANT Part No.	Machine Serial Number	Description	Qty.
1	35053	(010000-)	Counterweight	1

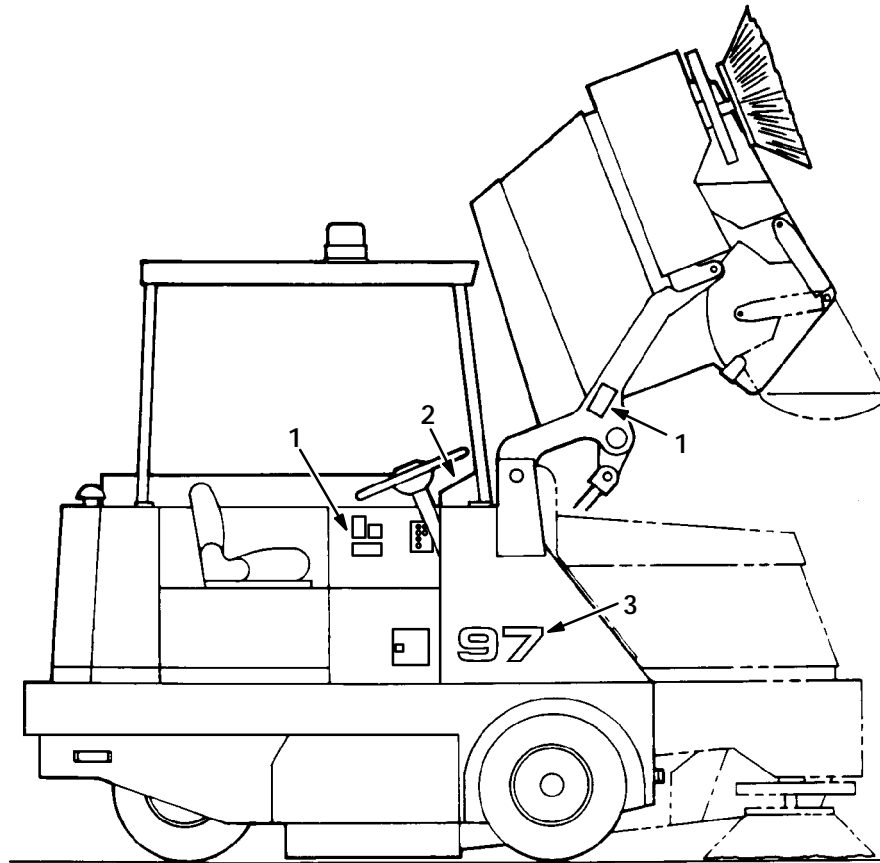
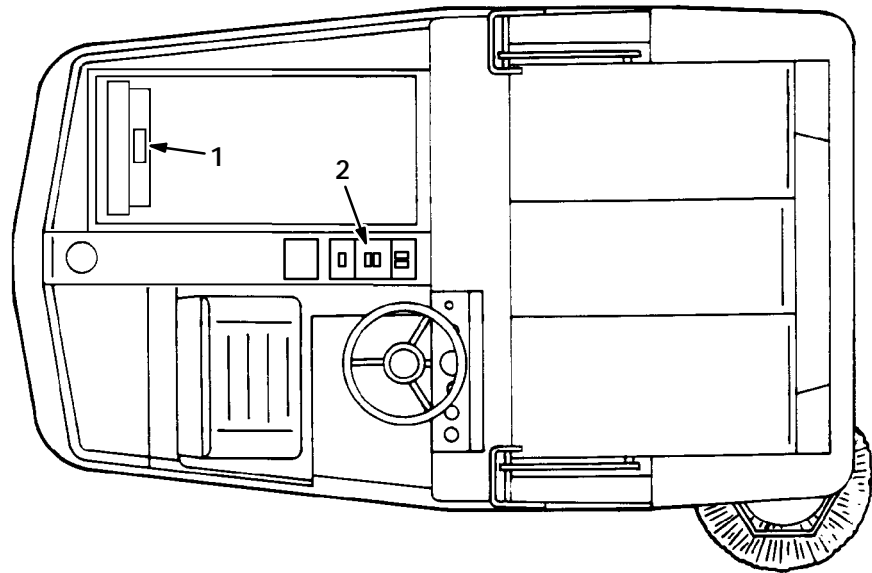


Fig. 40 - Labels Group

06715

Key	TENNANT Part No.	Machine Serial Number	Description	Qty.
	60874	(010000-)	Label Kit, 97 Complete	1
1	36220	(010000-)	Label Set, Hazard And Info 97	1
2	36160	(010000-)	Label Set, Operational 97	1
3	36237	(010000-)	Label, 97	2

CONTENTS

	Page
ORDERING REPAIR PARTS	6-3
Fig. 1 - Main Frame Group, Multi-Level Dump	6-4
Fig. 2 - Stabilizer Leg Assembly, Multi-Level Dump	6-5
Fig. 3 - Hopper Lift Arms Group, Multi-Level Dump	6-6
Fig. 4 - Lintel Group, Multi-Level Dump	6-7
Fig. 5 - Hopper Group, Multi-Level Dump	6-8
Fig. 6 - Hopper Hinged and Dump Doors Group, Multi-Level Dump	6-10
Fig. 7 - Speed Limiter Assembly, Multi-Level Dump	6-12
Fig. 8 - Instrument Panel Group, Multi-Level Dump	6-13
Fig. 9 - Rear Wheel Assembly, Multi-Level Dump	6-13
Fig. 10 - Hydraulic Hoses Group, Multi-Level Dump	6-14
Fig. 11 - Lift and Dump Cylinders Group, Multi-Level Dump	6-16
Fig. 12 - Control Valve Group, Multi-Level Dump	6-17
Fig. 13 - Wire Harness Group, Multi-Level Dump	6-18

NOTE: SECTION 6, MULTI-LEVEL DUMP MODEL PARTS, lists repair parts for a Multi-level Dump model machine.


ORDERING REPAIR PARTS

The components used in this machine have been carefully selected for performance and safety. Use only TENNANT specified or equivalent parts.

To receive prompt service in filling of your parts orders, please direct all orders for parts with TENNANT part numbers to the TENNANT, and all orders for parts with vendor part numbers to the local supplier of the respective vendor.

When ordering parts, please furnish all of the following information:

1. Machine model number - shown on the machine data plate.



2. Machine serial number - shown on the machine data plate.
3. Power source - gasoline, LPG, diesel, electric.
4. Company name.
5. Shipping address.
6. Billing address.
7. Name, first and last - of person ordering parts.
8. Telephone number.
9. Purchase order number.
10. Part number, description, and quantity - of each item on the order.
11. Customer ID Number.

Do not order parts by key number or the figure number of the illustrated parts. Indented items indicate parts of assemblies. Standard hardware is furnished only when part of a purchased assembly. Please get hardware from a local hardware supplier.

If the old part cannot be identified, send it to us with the quantity needed specified on the order.

Any claim for loss or damage to a shipment in transit should be filed promptly against the transportation company making the delivery. Shipments will be complete unless the packing list or order acknowledgement indicate items back ordered.

If parts received are suspected to be incorrect or defective, please write, wire, or phone the TENNANT representative from whom you ordered the part. They will give authorization for return and/or handle replacement shipments when required.

SERIAL NUMBER INFORMATION EXPLANATION

Serial number listings are shown to indicate on which machines each part can be used. These listings are explained by the following examples:

(000000-) The part can be used on all machines.

(003342-) The part can be used on all machines beginning with the serial number listed.

(000000-004320) The part can be used on all machines up to and including serial number listed.

(004321-005678) The part can be used on all machines between and including the serial numbers listed.

Where xxxxxx's are listed in place of a serial number, it indicates a change was made but the exact serial number had not been established when the catalog went to press.

SI UNITS OF MEASURE (INTERNATIONAL SYSTEM)

Metric equivalents have been included, where applicable, throughout this parts catalog.

FASTENER STRENGTH IDENTIFICATION

Fasteners required to have high-strength qualities equivalent to SAE Grade 8 are identified throughout this catalog by the description GR 8. Unless identified by this description, all standard fasteners are SAE Grade 5.

(Specifications and design subject to change without notice.)

MULTI-LEVEL DUMP MODEL PARTS

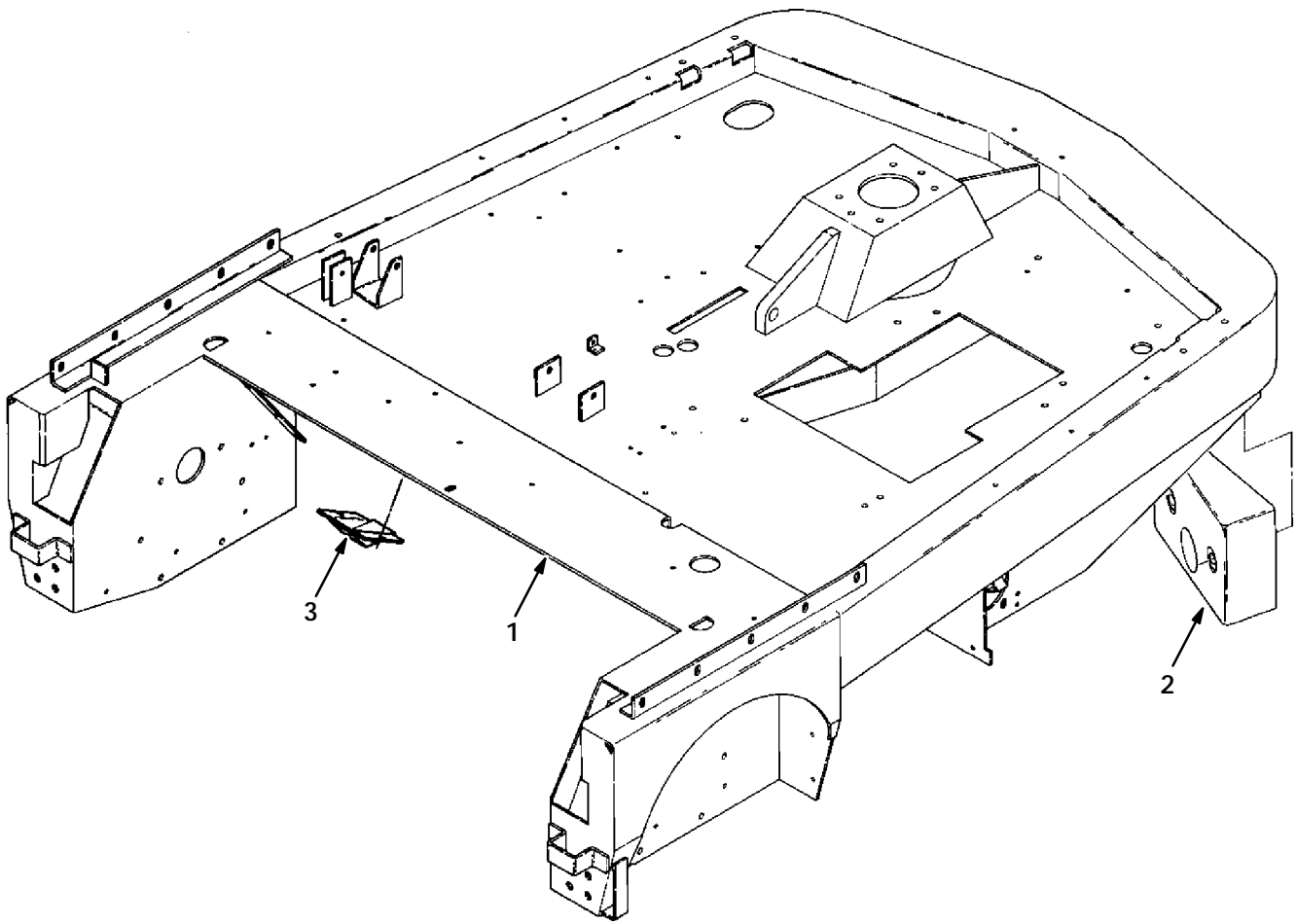


Fig. 1 - Main Frame Group, Multi-Level Dump

06720

Key	TENNANT Part No.	Machine Serial Number	Description	Qty.
1	35214	(010000-)	Frame Wldt, Main, 97 MLD	1
2	52115	(010000-)	Counterweight	2
3	34064	(010000-)	Ramp Weldm'T, Cam	1

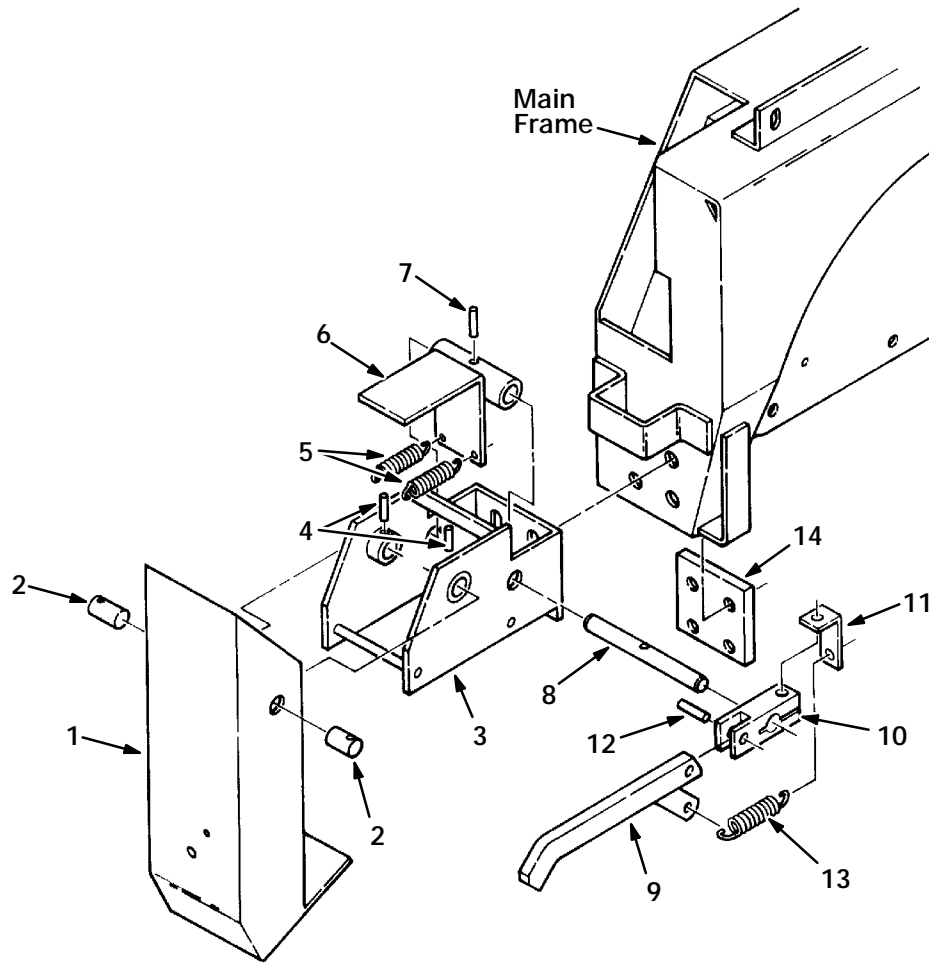


Fig. 2 - Stabilizer Leg Assembly, Multi-Level Dump

06722

Key	TENNANT Part No.	Machine Serial Number	Description	Qty.
	52564	(010000-)	Stabilizer Leg Assembly	1
1	52565	(010000-)	Leg, Safety	1
2	52568	(010000-)	Pin-Drld, .75Dia,3Li/.94Btwn L	2
3	52570	(010000-)	Bracket Weldm.,Leg Mount L	1
4	26239	(010000-)	Pin,Rol.25Odx1.25L,.250/.256 L	2
5	13352	(010000-)	Sprng,Tens,0.62Odx.08Wire2.0 L	2
6	52575	(010000-)	Bracket Weldm.,Stop L	1
7	23999-3	(010000-)	Pin,Rol.37Odx1.25L,.375/.382 L	1
8	52577	(010000-)	Shaft,Stabilizer Leg Stop Plat	1
8	09000	(010000-)	Lever Assy, Stablzr. Leg Stop	1
9	09933	(010000-)	Lever Weld, Stablzr.Leg Stop	1
10	08996	(010000-)	Block, Stab Leg Stop Arm Pivot	1
11	09934	(010000-)	Brkt-L,2.4 1.2 .12 1.0L2/.44H	1
12	08961	(010000-)	Pin, Spirol-.38X1.00 Stl Pltd	1
13	54222	(010000-)	Sprng,Tens,1.00Odx.09Wire 2.8L	1
14	52571	(010000-)	Strip,.50T4.0W 4.0L 4/.50-13Th	1

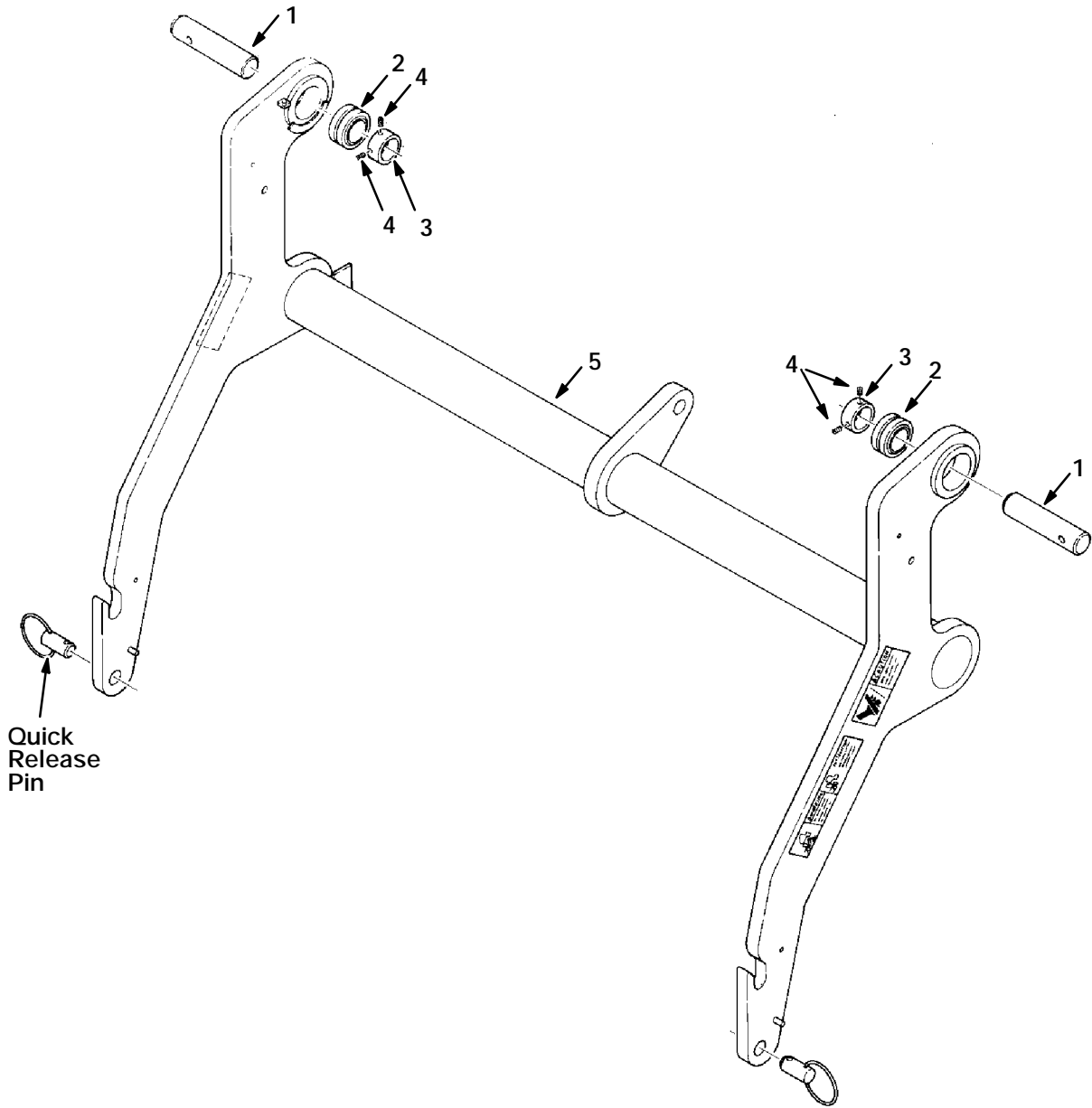


Fig. 3 - Hopper Lift Arms Group, Multi-Level Dump

06724

Key	TENNANT Part No.	Machine Serial Number	Description	Qty.
1	52062	(010000-)	Pin-Drld,1.50D 6.3L/ 1.25Btwn	2
2	42120-9	(010000-)	Bearing-Self Align,1.500 Bore	2
3	32816	(010000-)	Collar, Locking	2
4	50011	(010000-)	Scr-Set .25-20X0.38 Nylon Loc	4
5	60950	(010000-)	Arm, Lift, MLD W/Label	1

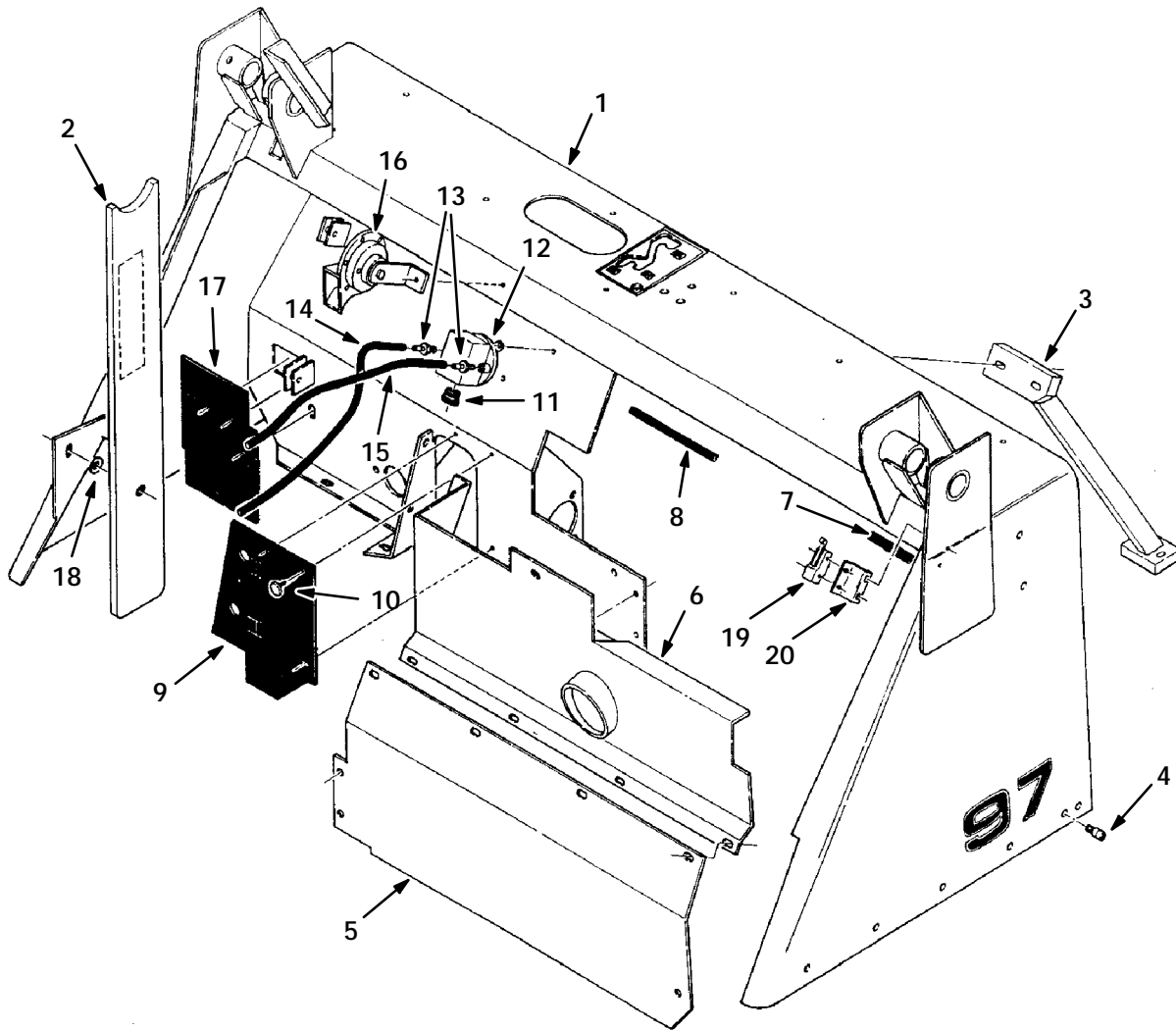


Fig. 4 - Lintel Group, Multi-Level Dump

06725

Key	TENNANT Part No.	Machine Serial Number	Description	Qty.
1	35379	(010000-)	Lintel Wldt, MLD	1
2	60948	(010000-)	Bar, Safety MLD W/Label	1
3	65054	(010000-)	Brace Weldm., Lintel	1
4	36758	(010000-)	Scr-Shld .500Dx0.50L .38-16	2
5	36193	(010000-)	Panel, Front Lower, 97	1
6	36187	(010000-)	Panel Wldt, Front Upper, MLD	1
7	50850	(010000-)	Molding, Trim 11-14Ga 3.2	1
8	62595	(010000-)	Molding, Trim 11-14Ga 7.0	1
9	35789	(010000-)	Cover, Rubber	1
10	36214	(010000-)	Clip, Dart	5
11	37031	(010000-)	Strainrelief, F/Flat Spt-3 Cord	1
12	34868	(010000-)	Switch, Pressure	1
13	40607	(010000-)	Ftg-Brs Str Bm03/Pm02	2
14	39780	(010000-)	Hose Vac., Rubber, .16Id, 40.0L	1
15	39780-1	(010000-)	Hose Vac., Rubber, .16Id, 28.0L	1
16	14138A	(010000-)	Horn, 12V	1
17	60708	(010000-)	Cover, Rubber, Cable	1
18	24227	(010000-)	Washer-Dished, .50 Std.Flat	1
19	82092	(010000-)	Switch, Roller	1
20	35444	(010000-)	Bracket, Switch	1

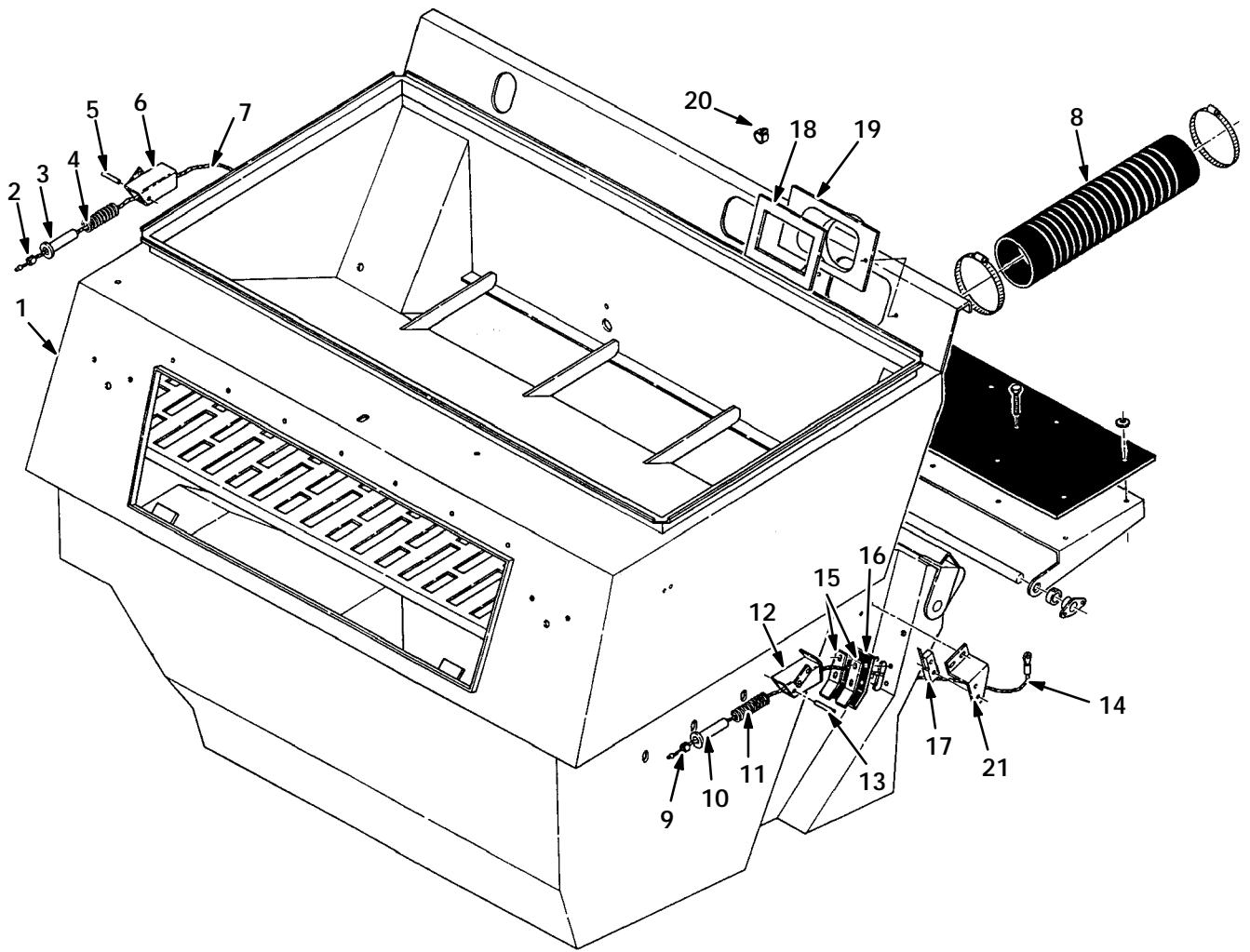


Fig. 5 - Hopper Group, Multi-Level Dump

Fig. 5 - Hopper Group, Multi-Level Dump

Key	TENNANT Part No.	Machine Serial Number	Description	Qty.
1	35418	(010000-)	Hopper Wldt, MLD	1
	34593	(010000-)	Cable Assy, Upper Door, R.H.	1
2	34678	(010000-)	Sleeve,Cable	1
3	34683	(010000-)	Retainer Spring	1
4	39577	(010000-)	Sprng,Comp,0.62ldxfl.Wire 3.0L	1
5	23146	(010000-)	Pin,Roll,.18Odx1.62L,.187/.192	1
6	39583	(010000-)	Tube Weldm., Spring, R.H	1
7	34677	(010000-)	Cable Assy	1
8	34076	(010000-)	Hose Flex, 4.0ld X 30.0Lg	1
	34594	(010000-)	Cable Assy, Upper Door, L.H.	1
9	34678	(010000-)	Sleeve,Cable	1
10	34683	(010000-)	Retainer Spring	1
11	39577	(010000-)	Sprng,Comp,0.62ldxfl.Wire 3.0L	1
12	07878	(010000-)	Tube Wldt, Spring, Lh	1
13	23146	(010000-)	Pin,Roll,.18Odx1.62L,.187/.192	1
14	34677	(010000-)	Cable Assy	1
15	34681	(010000-)	Retainer Seal	4
16	34682	(010000-)	Seal,Neoprene	2
17	34639	(010000-)	Switch	1
18	34659	(010000-)	Gasket,Hopper Cover	1
19	34657	(010000-)	Transition.Hopper	1
20	06777	(010000-)	Clamp-Cable, 0.65Dia 0.50Wth	2
21	07877	(010000-)	Bracket, Switch	1

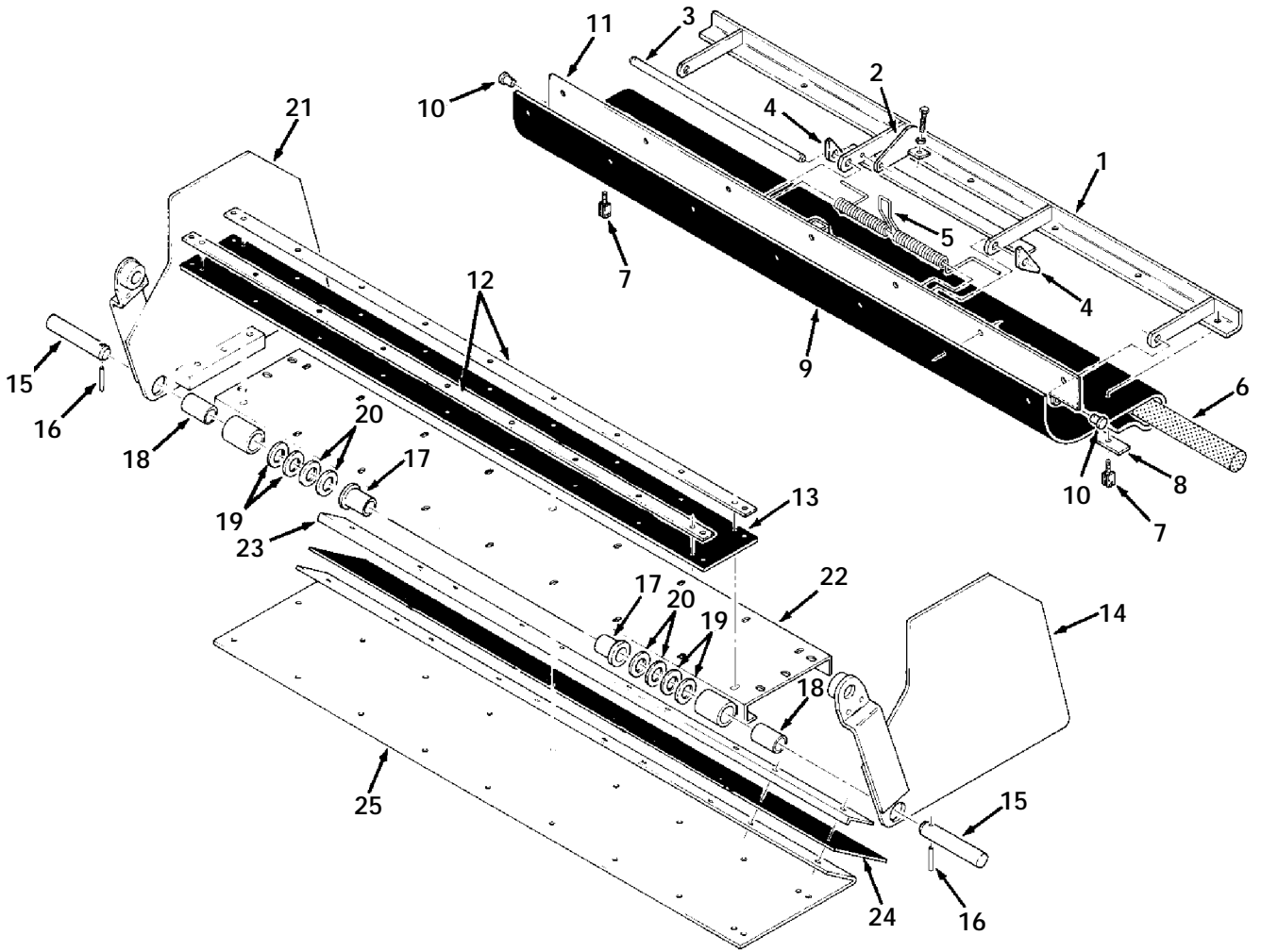


Fig. 6 - Hopper Hinged and Dump Doors Group, Multi-Level Dump

Fig. 6 - Hopper Hinged and Dump Doors Group, Multi-Level Dump

Key	TENNANT Part No.	Machine Serial Number	Description	Qty.
1	39629	(010000-)	Hinge Weldt, Hopper Door	1
2	34744	(010000-)	Bracket Weldmt	1
3	39597	(010000-)	Rod, Hinge .50Diax15.25 2/.12H	1
4	39574	(010000-)	Stop, Door	2
5	39573A	(010000-)	Spring, Special,Upper Door 92	1
6	34690	(010000-)	Sponge Cord 1.5Dia	1
7	39598	(010000-)	Clevis Weldm., Cable	2
8	39587	(010000-)	Strip,.12T1.0W47.0L 7/.41Hcomc	1
9	34689	(010000-)	Seal,Door	1
10	51529	(010000-)	Pin,Clevis,0.50 Dia.X 1.25 Lg	2
11	39590	(010000-)	Hinge Weldm., Upper	1
12	34686	(010000-)	Strip Backing	2
13	34685	(010000-)	Seal	1
14	34672	(010000-)	Side Weldt,Lh Hopper Door	1
15	34670	(010000-)	Pin,Door Pivot	2
16	75302	(010000-)	Pin,Roll,.19Odx1.75L,.187/.192	2
17	34679	(010000-)	Brg. Flanged 1.00Bore	2
18	67029	(010000-)	Sleeve,1.000B 1.25D2.00 Bronze	2
19	32599	(010000-)	Washer,1.015B 1.75D .032 Crs	4
20	32598	(010000-)	Washer,1.060B 1.75D .125 Hrs	4
21	34673	(010000-)	Side Weldt,Rh Hopper Door	1
22	34674	(010000-)	Door Weld'T Lower	1
23	09928	(010000-)	Retainer, Hopper Lip	1
24	16784	(010000-)	Strip, Hopper Lip H.D. Neo.	1
25	34687	(010000-)	Plate Weld'T,Wear	1

MULTI-LEVEL DUMP MODEL PARTS

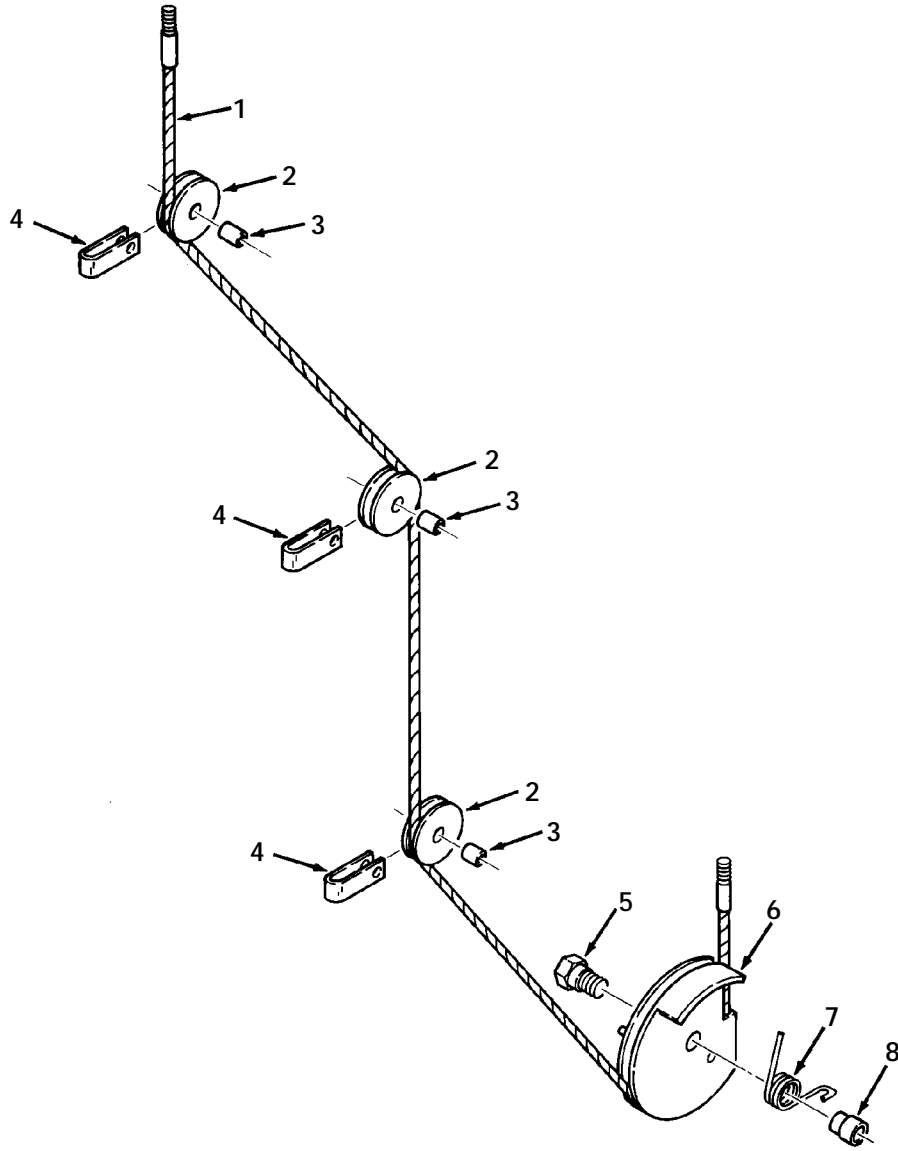


Fig. 7 - Speed Limiter Assembly, Multi-Level Dump

06729

Key	TENNANT Part No.	Machine Serial Number	Description	Qty.
	62683	(010000-)	Speed Limiter Assy	1
1	62792	(010000-)	Cable Assy, Stud&Stud 44.5 Lg	1
2	46328	(010000-)	Roller, Cable	3
3	01275	(010000-)	Sleeve, .312B .49D.38 Crs	3
4	46327	(010000-)	Bracket, Cable Retainer	3
5	29087	(010000-)	Scr-Shld .437Dx0.15L .31-24	1
6	62664	(010000-)	Cam Weldm., Speed Limiter	1
7	20029	(010000-)	Sprng, Tors, 0.811dx.08Wire, 3T	1
8	62667	(010000-)	Bushing, Step	1

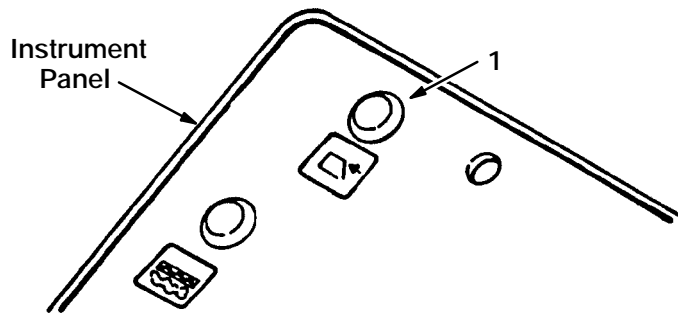


Fig. 8 - Instrument Panel Group, Multi-Level Dump

06731

Key	TENNANT Part No.	Machine Serial Number	Description	Qty.
1	34820	(010000-)	Light, Indctr/Red 12V .1A Jmco	1

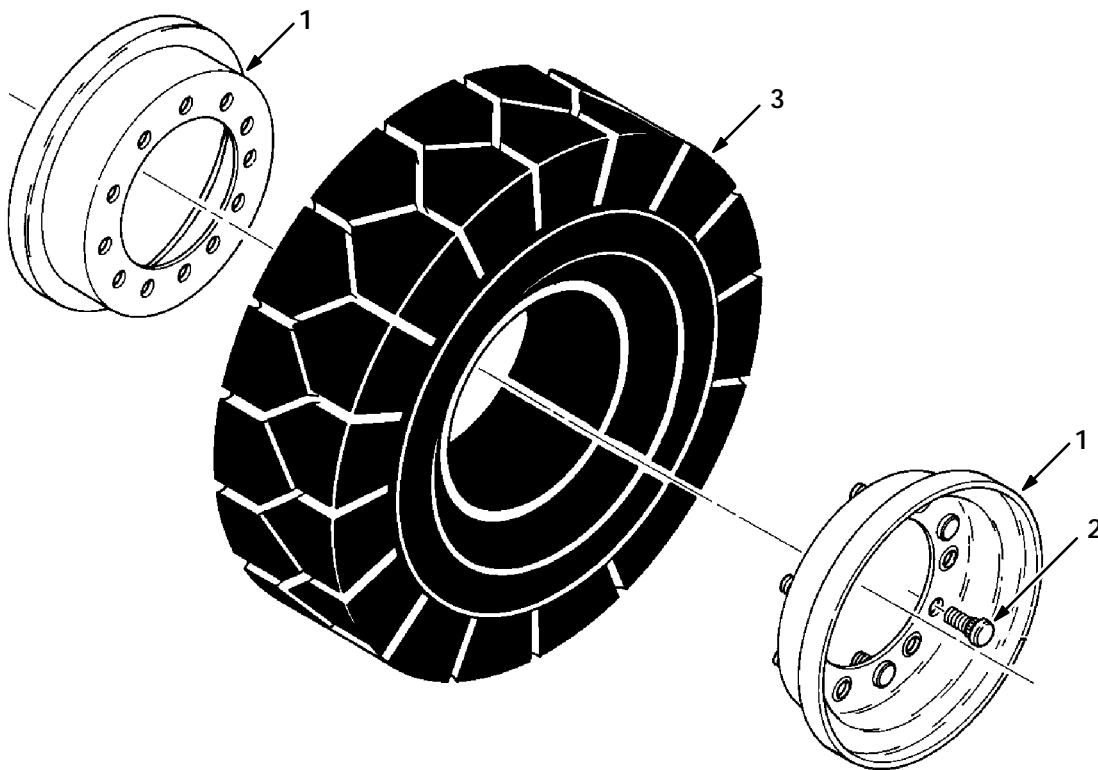


Fig. 9 - Rear Wheel Assembly, Multi-Level Dump

06733

Key	TENNANT Part No.	Machine Serial Number	Description	Qty.
	51705	(010000-)	Solid Tire and Wheel Assy	1
1	52775	(010000-)	Rim Kit,Tire, 92Jeep&Cont.	1
2	51355	(010000-)	Wheel Stud,0.50-20Thd,1.203Lg.	6
3	51711	(010000-)	Tire,20.50X6.00X9.00,Slid,B/Cat	1

MULTI-LEVEL DUMP MODEL PARTS

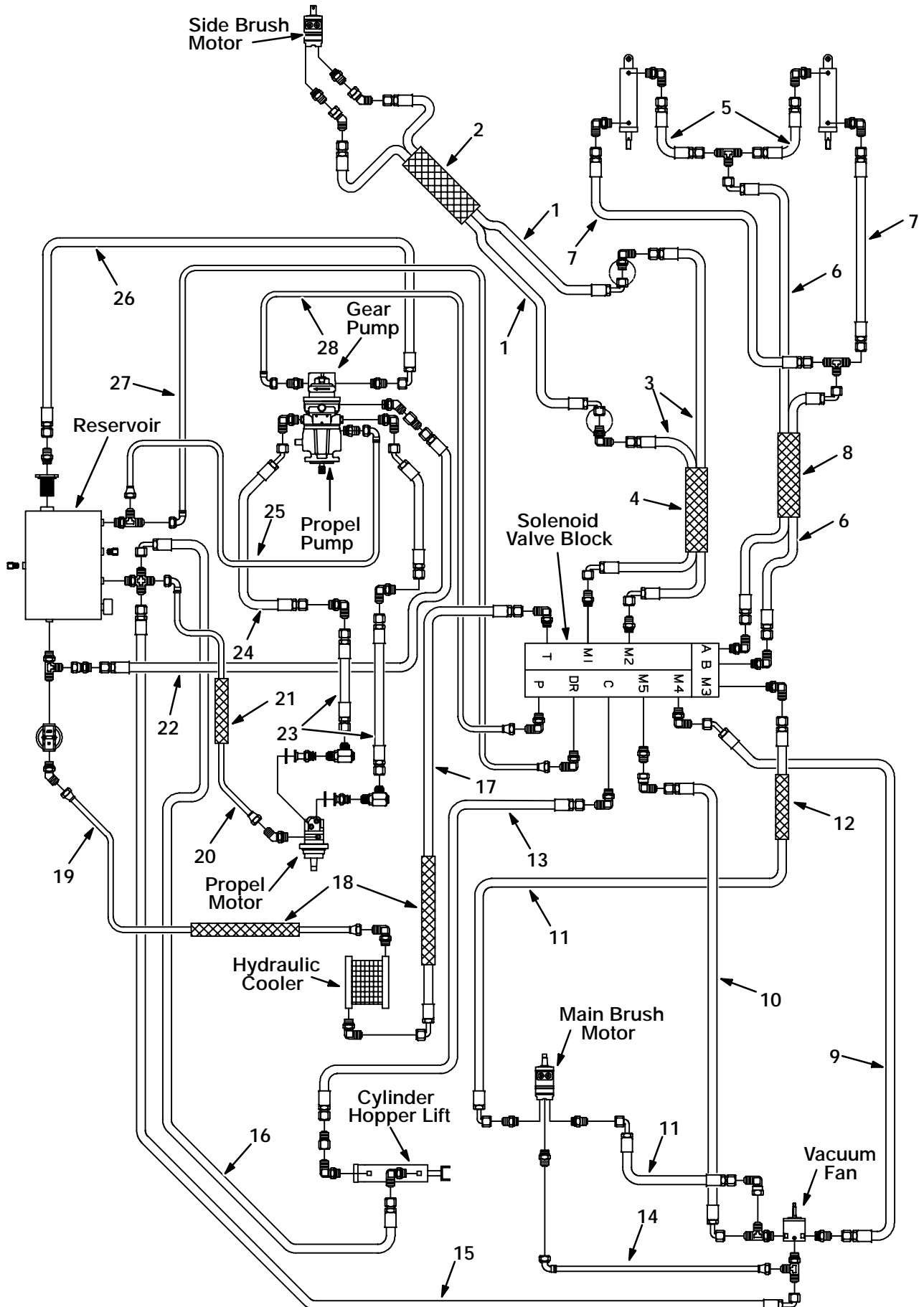


Fig. 10 - Hydraulic Hoses Group, Multi-Level Dump

Fig. 10 - Hydraulic Hoses Group, Multi-Level Dump

Key	TENNANT Part No.	Machine Serial Number	Description	Qty.
1	35486	(010000-)	Hose-Hyd Med06 Jf/J9	2
2	82830	(010000-)	Sleeve-Nyln #24 16.0L	1
3	02469	(010000-)	Hose-Hyd Med 06 Jf/J9	2
4	34313	(010000-)	Sleeve, Hyd.Hose 1.75ld X 67.0	1
5	34380	(010000-)	Hose-Hyd Med04 Jf/Jf	2
6	82816	(010000-)	Hose-Hyd Med04 Jf/J9	2
7	34382	(010000-)	Hose-Hyd Med04 Jf/Jf	2
8	82833	(010000-)	Sleeve-Nyln #20 35.0L	1
9	16463	(010000-)	Hose-Hyd Med08 Jf/J4	1
10	55697	(010000-)	Hose-Hyd Med08 Jf/J9	1
11	35485	(010000-)	Hose-Hyd Med08 Jf/J9	2
12	34329	(010000-)	Sleeve-Nyln #28 20.0L	1
13	82814	(010000-)	Hose-Hyd Med04 Jf/Jf	1
14	02549	(010000-)	Hose-Hyd Low04 Jf/J9	1
15	34420	(010000-)	Hose-Hyd Low04 Jf/J9	1
16	31600	(010000-)	Hose-Hyd Low04 Jf/J9	1
17	31720	(010000-)	Hose-Hyd Med12 Jf/J9	1
18	35484	(010000-)	Sleeve-Nyln #24 45.0L	2
19	35487	(010000-)	Hose-Hyd Low12 Jf/Jf	1
20	34388	(010000-)	Hose-Hyd Low04 Jf/J9	1
21	34054	(010000-)	Sleeve-Nyln #12 25.0L	1
22	16431	(010000-)	Hose-Hyd Med06 Jf/Jf	1
23	08024	(010000-)	Hose-Hyd Hi 12 Jf-J4	2
24	57951	(010000-)	Hose-Hyd Hi 12 Jf/J4	1
25	34378	(010000-)	Hose-Hyd Low04 Jf/J9	1
26	34351	(010000-)	Hose-Hyd Suc20 Jf/J9	2
27	82806	(010000-)	Hose-Hyd Low04 Jf/J9	1
28	13108	(010000-)	Hose-Hyd Med12 Jf/Jf	1

MULTI-LEVEL DUMP MODEL PARTS

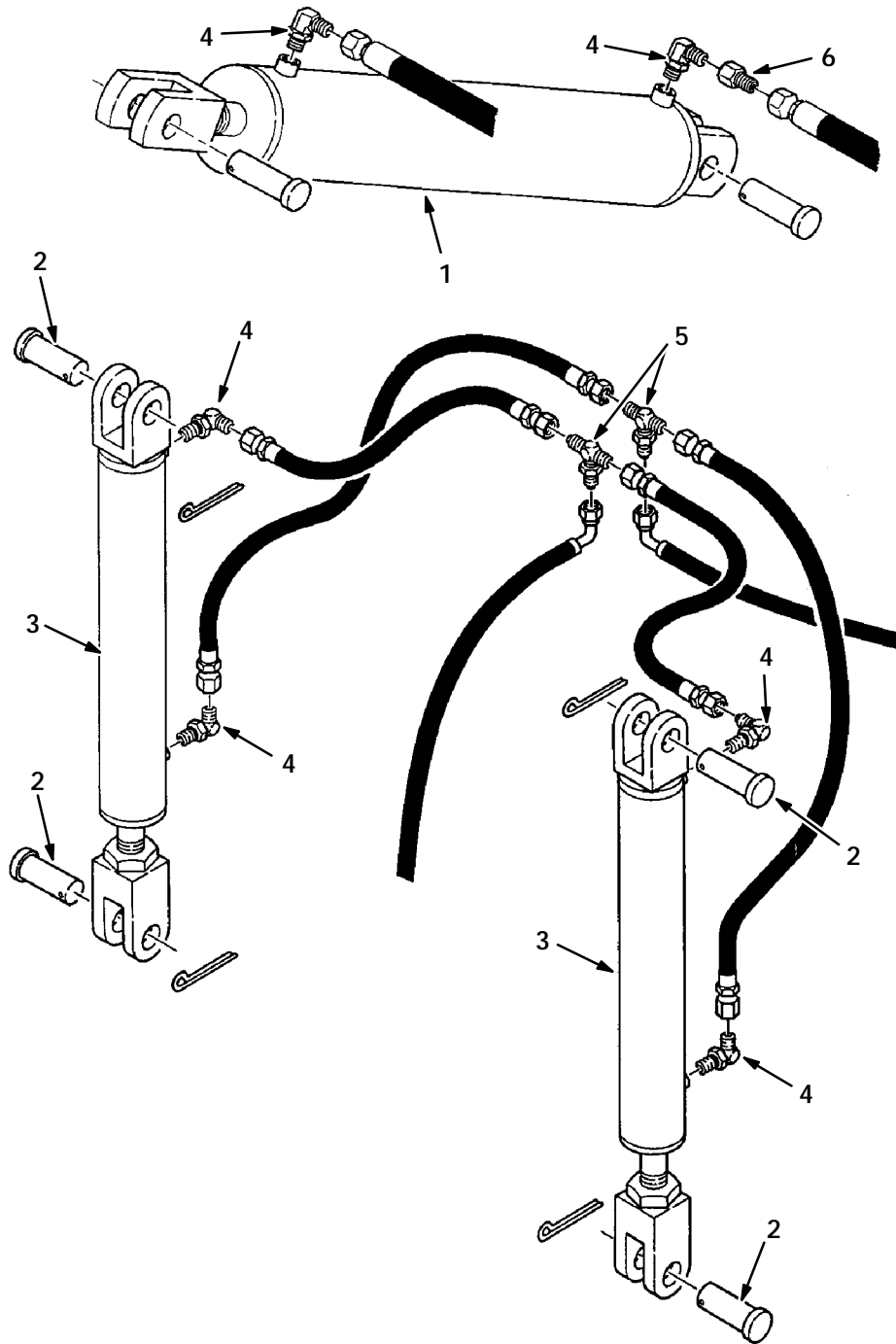


Fig. 11 - Lift and Dump Cylinders Group, Multi-Level Dump

06736

Key	TENNANT Part No.	Machine Serial Number	Description	Qty.
1	34326	(010000-)	Cylinder, Hydraulic (See Hydraulic Components)	1
2	04733-4	(010000-)	Pin, Clevis, 1.00 Dia. X 2.50 Lg	4
3	04443	(010000-)	Cylinder, Hydraulic (See Hydraulic Components)	2
4	77097	(010000-)	Ftg-Hyd E90 Jm04/Om04	6
5	34392	(010000-)	Ftg-Hyd Tee Jm04Jmj	2
6	11457	(010000-)	Ftg-Hyd Rst Jm04/.078	1

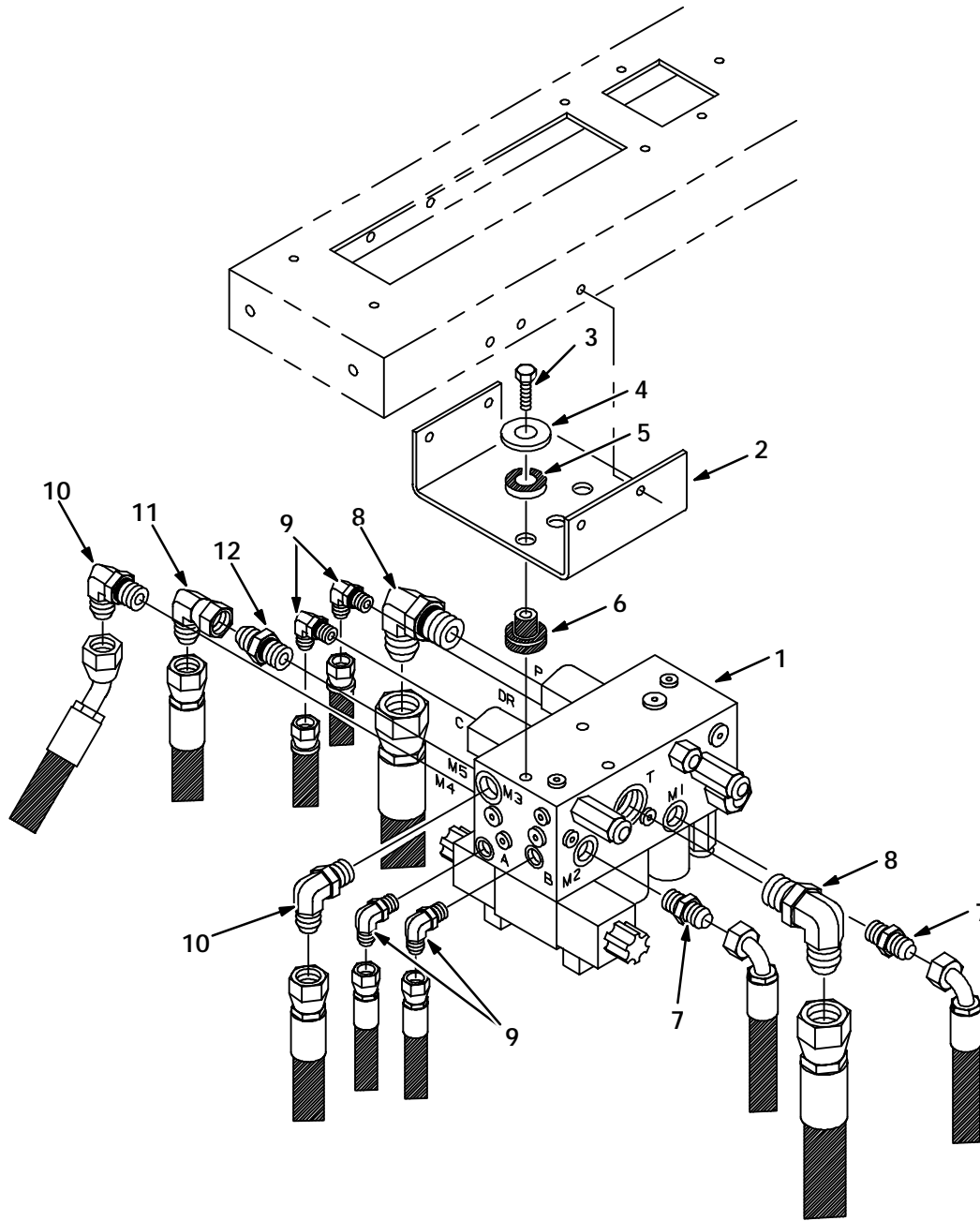


Fig. 12 - Control Valve Group, Multi-Level Dump

06738

Key	TENNANT Part No.	Machine Serial Number	Description	Qty.
1	35491	(010000-)	Valve Hyd, Solenoid (See Hydraulic Components)	1
2	35385	(010000-)	Bracket Assy, Valve	1
3	46559	(010000-)	Scr-Hex .38-16X1.25 Nylon Loc	3
4	33948	(010000-)	Washer-Flt .38 Fender Pltd	3
5	62172	(010000-)	Ring	3
6	62173	(010000-)	Bushing, Isolator-Inner,Rbr.	3
7	56690	(010000-)	Ftg-Hyd Str Jm06/Om06	2
8	46481	(010000-)	Ftg-Hyd E90 Jm12/Om12	2
9	77097	(010000-)	Ftg-Hyd E90 Jm04/Om04	4
10	44868	(010000-)	Ftg-Hyd E90 Jm08/Om08	2
11	17980	(010000-)	Ftg-Hyd E90 Jm08/Jf08	1
12	44869	(010000-)	Ftg-Hyd Str Jm08/Om08	1

MULTI-LEVEL DUMP MODEL PARTS

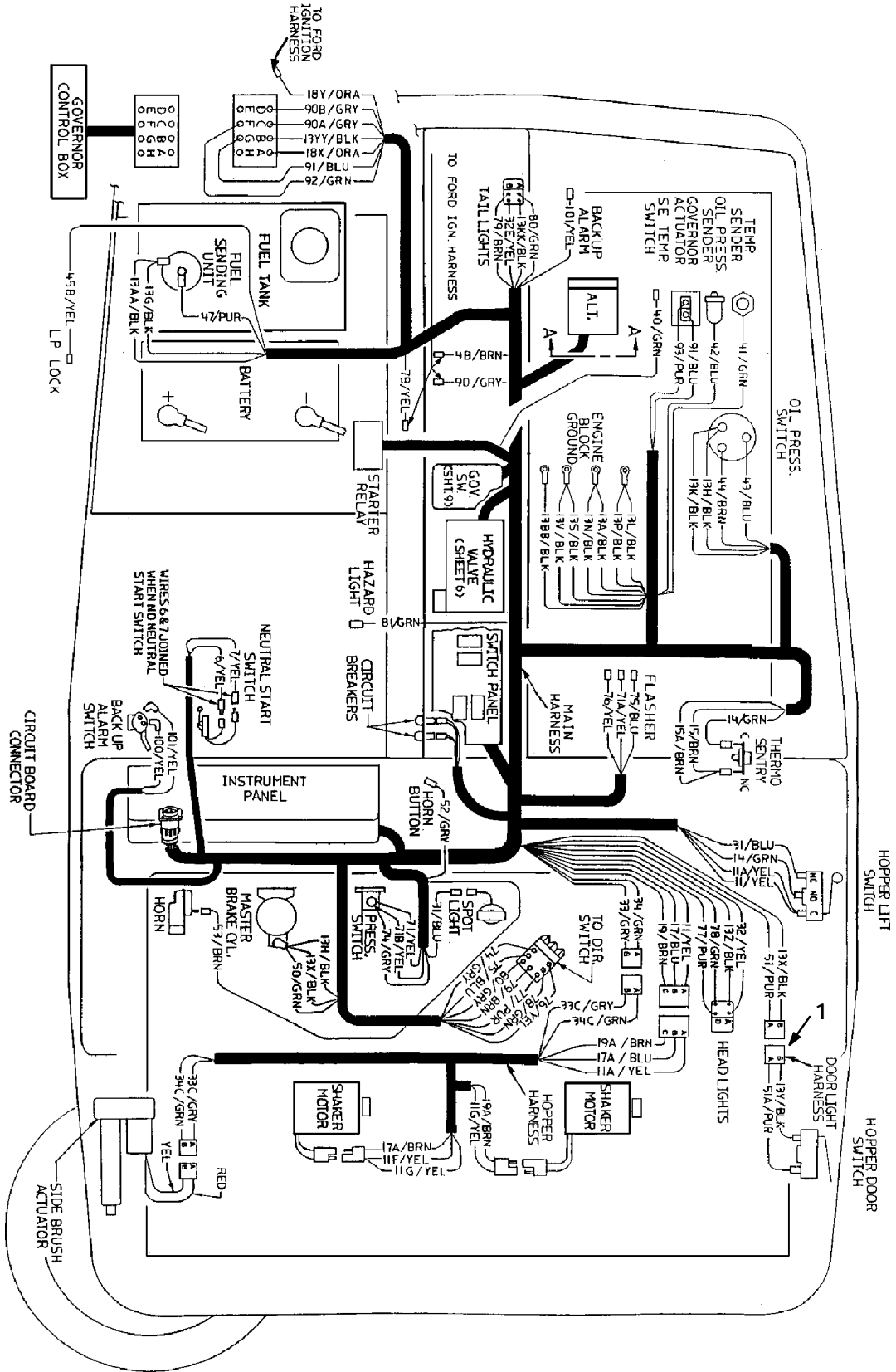


Fig. 13 - Wire Harness Group, Multi-Level Dump

06759

Key	TENNANT Part No.	Machine Serial Number	Description	Qty.
1	36209	(010000-)	Harness, Light, Hopper Door Ind	1

SECTION 7

CONTENTS

	Page		Page
ORDERING REPAIR PARTS	7-3	Fig. 23 - Back-Up Alarm Kit	7-28
Fig. 1 - Flashing Light Kit, Left Rear Corner	7-4	Fig. 24 - Seat Belt Kit	7-29
Fig. 2 - Revolving Light Kit, Left Rear Corner	7-5	Fig. 25 - Front Bumper Group, SE	7-30
Fig. 3 - Flashing Light Kit, Overhead Guard and Cab	7-6	Fig. 26 - Rear Bumper Group, SE	7-30
Fig. 4 - Revolving Light Kit, Overhead Guard and Cab	7-7	Fig. 27 - Neutral Start Switch Group, SE	7-31
Fig. 5 - Operating Lights Kit	7-8	Fig. 28 - Air Cleaner Group, SE	7-32
Fig. 6 - Cab Group	7-10	Fig. 29 - Alternator Group, Gasoline & LPG, SE	7-34
Fig. 7 - Cab Door Group	7-12	Fig. 30 - Auxiliary Side Brush Pivot Group	7-35
Fig. 8 - Heater Defroster Kit, Gasoline & LPG	7-14	Fig. 31 - Auxiliary Side Brush Group	7-36
Fig. 9 - Snow Blade Adapter Kit	7-15	Fig. 32 - Auxiliary Side Brush Bumper and Hydraulics Group	7-38
Fig. 10 - Snow Blade Kit	7-16	Fig. 33 - Side Brush Dust Control Cover Assembly	7-40
Fig. 11 - Vacuum Wand Kit	7-18	Fig. 34 - Side Brush Dust Control Skirts Group, Low Dump	7-42
Fig. 12 - Air Cleaner Kit	7-20	Fig. 35 - Side Brush Dust Control Skirts Group, Multi-Level Dump ..	7-44
Fig. 13 - Air Filter Intake Kit, Gasoline & LPG	7-22	Fig. 36 - Side Brush Dust Control Bumber Group, SE	7-46
Fig. 14 - Debris Deflector Kit	7-23	Fig. 37 - Metalize Vacuum Wand Door Group	7-47
Fig. 15 - Hopper Dolly Kit, Low Dump, Multi-Level Dump	7-24	Fig. 38 - Metalize Hopper Group, Low Dump	7-48
Fig. 16 - Hopper Dolly Kit, SE	7-24	Fig. 39 - Metalize Hopper Group, Multi-Level Dump	7-50
Fig. 17 - Fire Extinguisher Kit	7-25		
Fig. 18 - Protectoseal Fuel Tank Cap	7-25		
Fig. 19 - Thermostat Assembly	7-26		
Fig. 20 - Speed Control Kit	7-26		
Fig. 21 - Rear Wheel Kit, Low Dump	7-27		
Fig. 22 - Urethane Tire Kit	7-27		

NOTE: SECTION 7, ACCESSORIES, lists repair parts included as part of the available accessories.


ORDERING REPAIR PARTS

The components used in this machine have been carefully selected for performance and safety. Use only TENNANT specified or equivalent parts.

To receive prompt service in filling of your parts orders, please direct all orders for parts with TENNANT part numbers to the TENNANT, and all orders for parts with vendor part numbers to the local supplier of the respective vendor.

When ordering parts, please furnish all of the following information:

1. Machine model number - shown on the machine data plate.



2. Machine serial number - shown on the machine data plate.
3. Power source - gasoline, LPG, diesel, electric.
4. Company name.
5. Shipping address.
6. Billing address.
7. Name, first and last - of person ordering parts.
8. Telephone number.
9. Purchase order number.
10. Part number, description, and quantity - of each item on the order.
11. Customer ID Number.

Do not order parts by key number or the figure number of the illustrated parts. Indented items indicate parts of assemblies. Standard hardware is furnished only when part of a purchased assembly. Please get hardware from a local hardware supplier.

If the old part cannot be identified, send it to us with the quantity needed specified on the order.

Any claim for loss or damage to a shipment in transit should be filed promptly against the transportation company making the delivery. Shipments will be complete unless the packing list or order acknowledgement indicate items back ordered.

If parts received are suspected to be incorrect or defective, please write, wire, or phone the TENNANT representative from whom you ordered the part. They will give authorization for return and/or handle replacement shipments when required.

SERIAL NUMBER INFORMATION EXPLANATION

Serial number listings are shown to indicate on which machines each part can be used. These listings are explained by the following examples:

(000000-) The part can be used on all machines.

(003342-) The part can be used on all machines beginning with the serial number listed.

(000000-004320) The part can be used on all machines up to and including serial number listed.

(004321-005678) The part can be used on all machines between and including the serial numbers listed.

Where xxxxxx's are listed in place of a serial number, it indicates a change was made but the exact serial number had not been established when the catalog went to press.

SI UNITS OF MEASURE (INTERNATIONAL SYSTEM)

Metric equivalents have been included, where applicable, throughout this parts catalog.

FASTENER STRENGTH IDENTIFICATION

Fasteners required to have high-strength qualities equivalent to SAE Grade 8 are identified throughout this catalog by the description GR 8. Unless identified by this description, all standard fasteners are SAE Grade 5.

(Specifications and design subject to change without notice.)

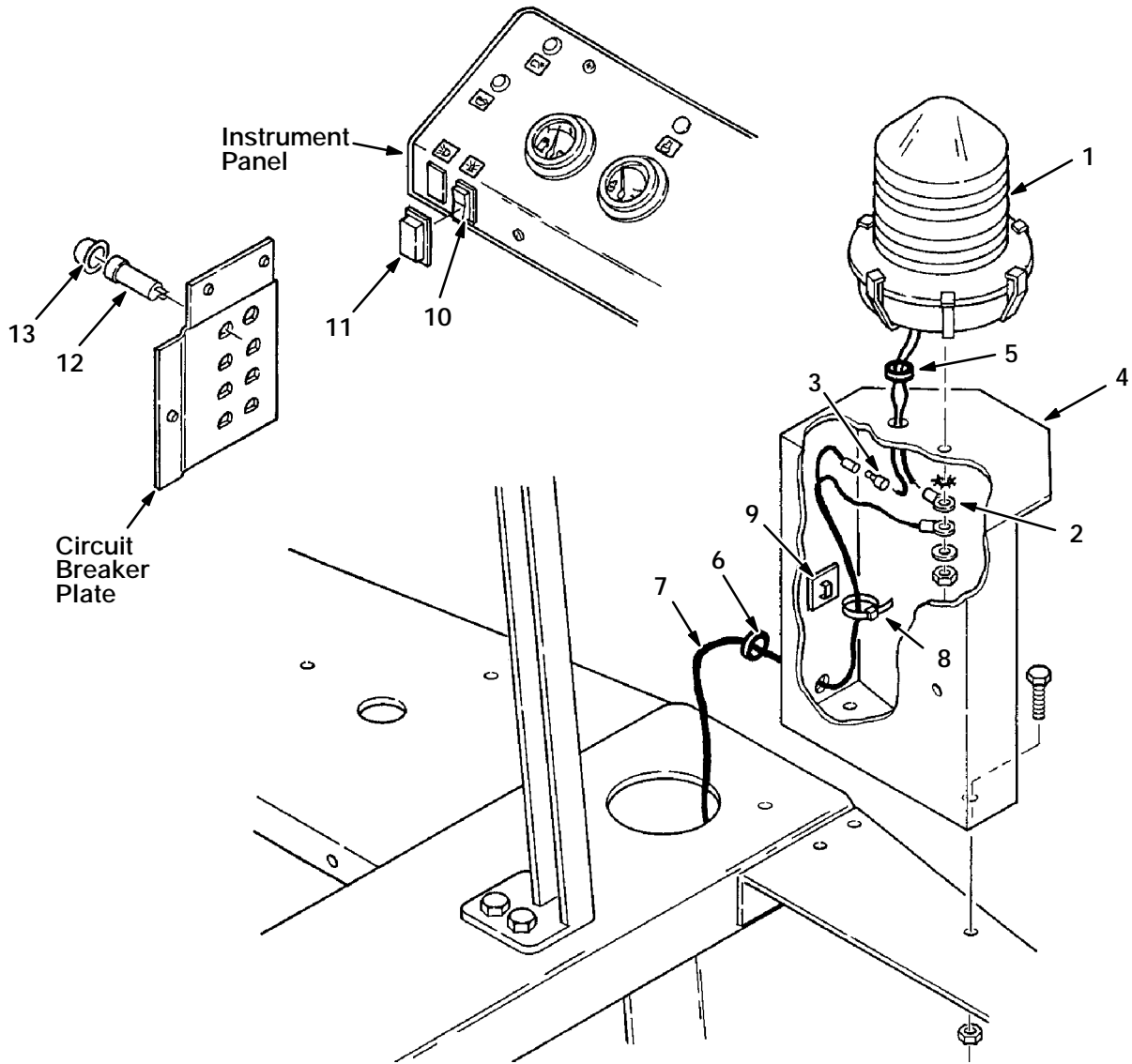


Fig. 1 - Flashing Light Kit, Left Rear Corner

06557

Key	TENNANT Part No.	Machine Serial Number	Description	Qty.
1	60913	(000000-)	Light Kit, Flsh/Amb Lrc 97	1
	82198	(000000-)	Light,Flashing Amb 12V-Purch.	1
	45779	(000000-)	Bulb, General Electric #Ge1156	1
	58520	(000000-)	Lens,Flashing Lite Fr207 Amber	1
2	29192	(000000-)	Terminal, Ring, .250Stud, 16&14Ga	1
3	55272	(000000-)	Plug, Snap Terminal	1
4	35955	(000000-)	Bracket, Rotating Light	1
5	10632-7	(000000-)	Grommet, Rbr, 0.25Id, For .25Matl	1
6	10632-11	(000000-)	Grommet, Rbr, 0.38Id, For .19Matl	1
7	60755	(000000-)	Harness, Wire, Flash/Rot Light	1
8	55248	(000000-)	Cabletie Mount, Adhesive	4
9	49266	(000000-)	Tie, Cable 1.75D Max 7.50Lg	7
10	60902	(000000-)	Switch, Rocker Spst	1
11	57807	(000000-)	Cover, Rocker Switch Seal	1
12	57803	(000000-)	Breaker-Circuit, 15A Resetable	1
13	57751	(000000-)	Boot-CircuitBreaker	1
	58518	(000000-)	Lens,Flashing Lite Fr207 Red	1
	58519	(000000-)	Lens,Flashing Lite Fr207 Blue	1

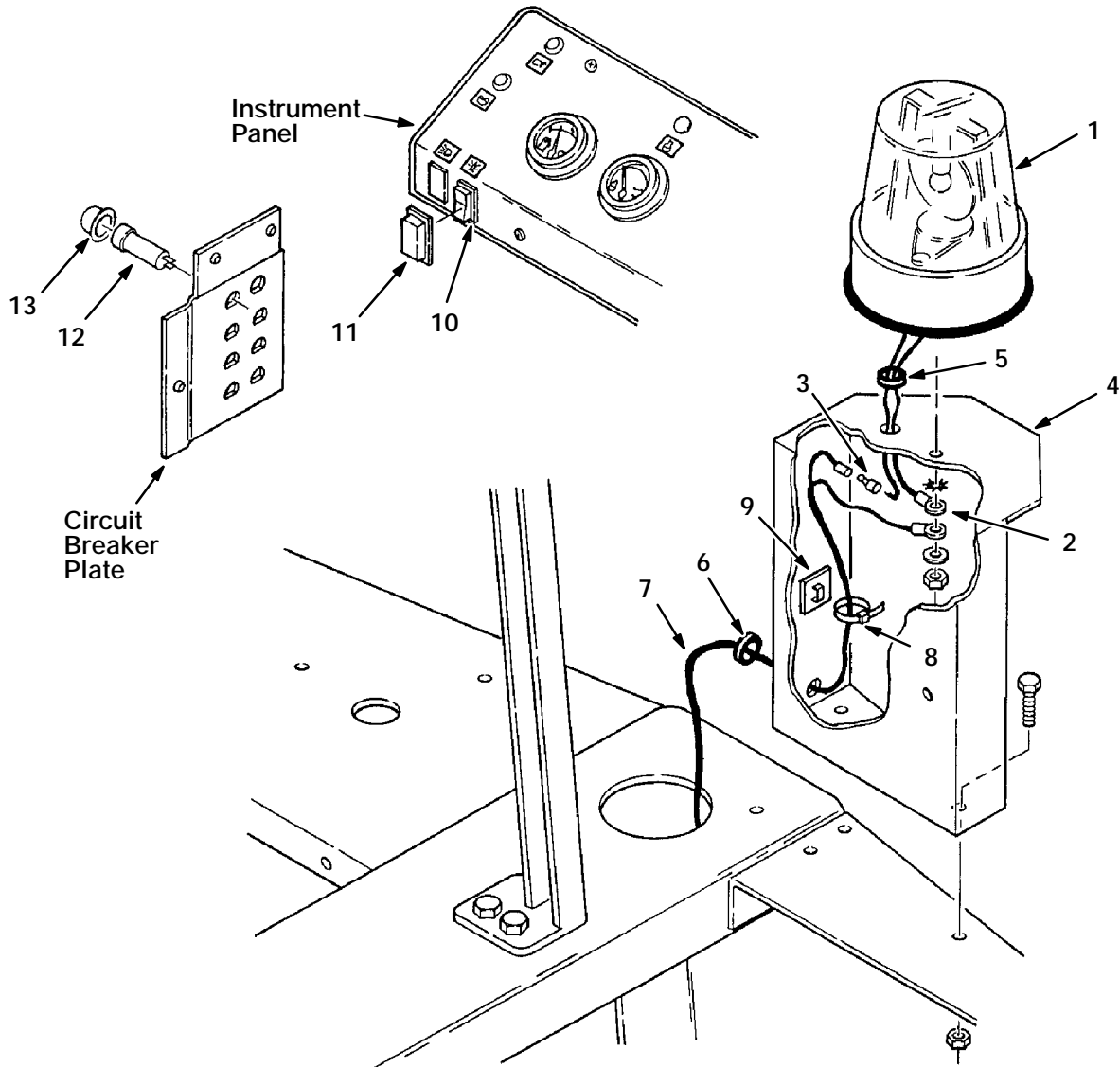
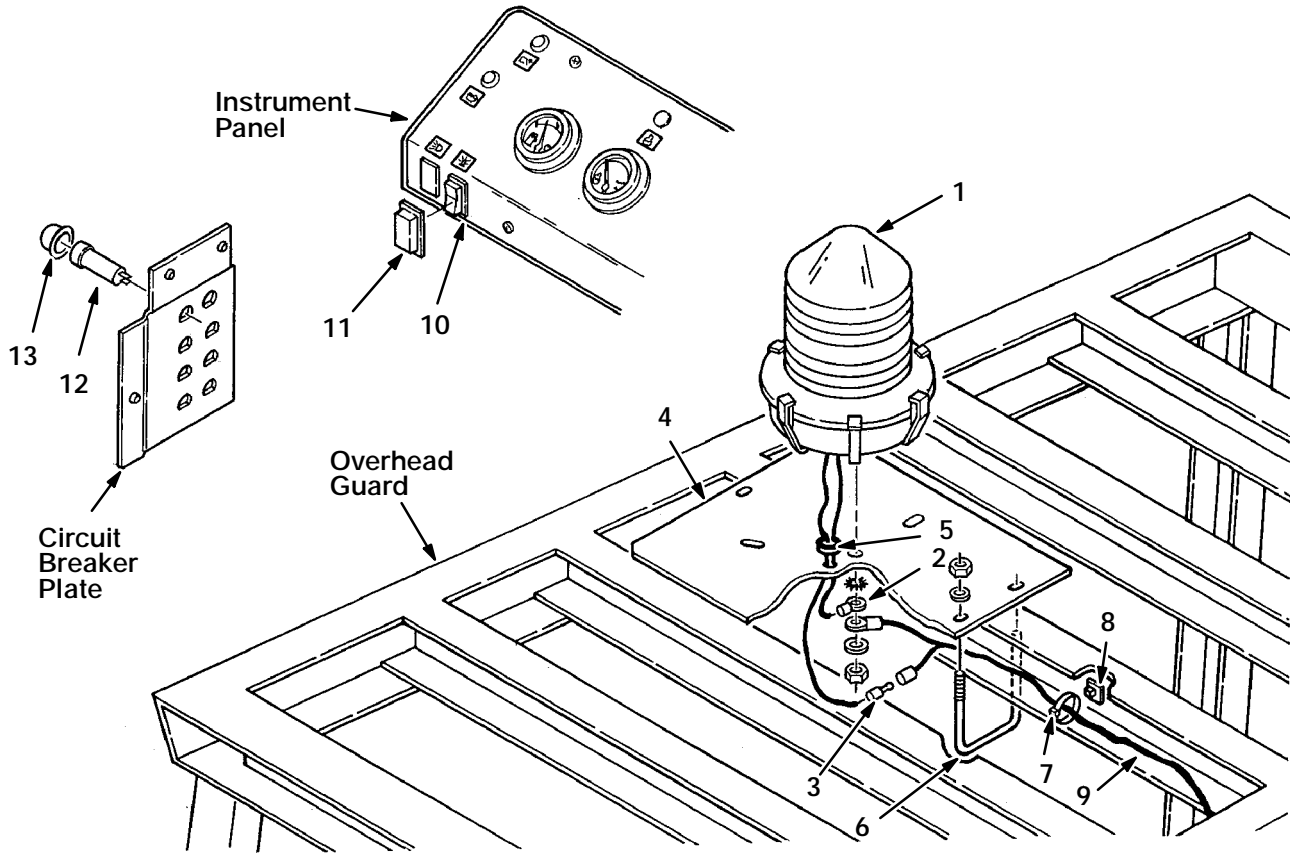


Fig. 2 - Revolving Light Kit, Left Rear Corner

06630

Key	TENNANT Part No.	Machine Serial Number	Description	Qty.
1	60914	(000000-)	Light Kit, Rev/Amb Lrc 97	1
	82199	(000000-)	Light,Rev.Amber 12V-Purchased	1
	45779	(000000-)	Bulb, General Electric #Ge1156	1
	44681-1	(000000-)	Lens,Rev.Light,Amber	1
2	29192	(000000-)	Terminal, Ring, .250Stud, 16&14Ga	1
3	55272	(000000-)	Plug, Snap Terminal	1
4	35955	(000000-)	Bracket, Rotating Light	1
5	10632-7	(000000-)	Grommet,Rbr,0.25Id,For .25Matl	1
6	10632-11	(000000-)	Grommet,Rbr,0.38Id,For .19Matl	1
7	60755	(000000-)	Harness, Wire, Flash/Rot Light	1
8	55248	(000000-)	Cabletie Mount, Adhesive	4
9	49266	(000000-)	Tie, Cable 1.75D Max 7.50Lg	7
10	60902	(000000-)	Switch, Rocker Spst	1
11	57807	(000000-)	Cover, Rocker Switch Seal	1
12	57803	(000000-)	Breaker-Circuit, 15A Resetable	1
13	57751	(000000-)	Boot-Circuit Breaker	1
	44681	(000000-)	Lens,Rev.Light,Red	1
	44681-2	(000000-)	Lens,Rev.Light,Blue	1



06628

Fig. 3 - Flashing Light Kit, Overhead Guard and Cab

Key	TENNANT Part No.	Machine Serial Number	Description	Qty.
1	60778	(000000-)	Light Kit, Flsh Ohgd/Cab 97	1
	82198	(000000-)	Light,Flashing Amb 12V-Purch.	1
	45779	(000000-)	Bulb, General Electric #Ge1156	1
	58520	(000000-)	Lens,Flashing Lite Fr207 Amber	1
2	29192	(000000-)	Terminal, Ring, .250Stud, 16&14Ga	1
3	55272	(000000-)	Plug, Snap Terminal	1
4	33782	(000000-)	Plate, Ohg Lite Mounting	1
5	10632-5	(000000-)	Grommet, Rbr, 0.25Id, For .09Matl	1
6	33783	(000000-)	U-Bolt, .25X2.5X3.4	2
7	49266	(000000-)	Tie, Cable 1.75D Max 7.50Lg	8
8	55248	(000000-)	Cabletie Mount, Adhesive	5
9	60769	(000000-)	Harness, Wire, Flash/Rot Light	1
10	60902	(000000-)	Switch, Rocker Spst	1
11	57807	(000000-)	Cover, Rocker Switch Seal	1
12	57803	(000000-)	Breaker-Circuit, 15A Resetable	1
13	57751	(000000-)	Boot-Circuit Breaker	1
	58518	(000000-)	Lens,Flashing Lite Fr207 Red	1
	58519	(000000-)	Lens,Flashing Lite Fr207 Blue	1

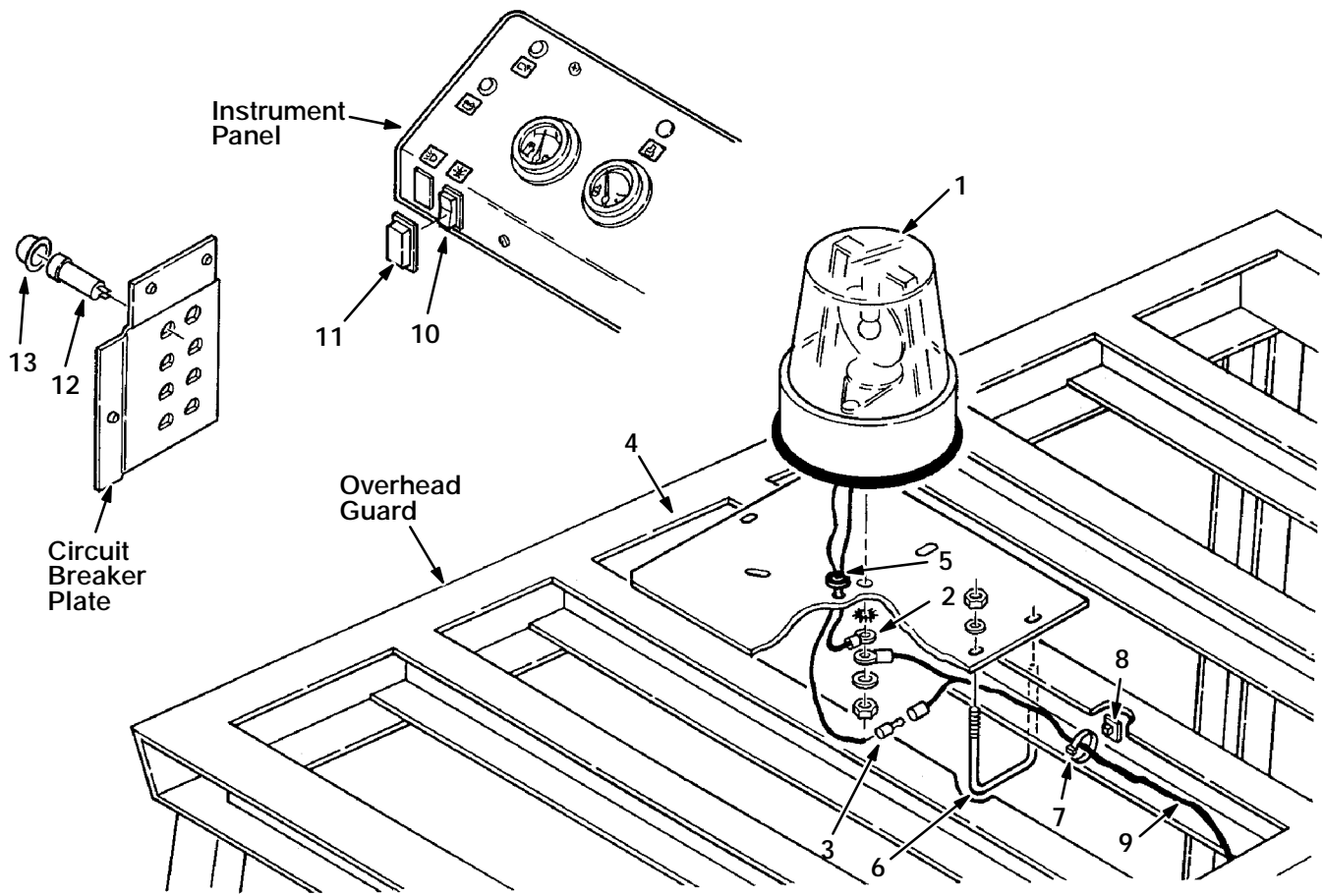


Fig. 4 - Revolving Light Kit, Overhead Guard and Cab

06626

Key	TENNANT Part No.	Machine Serial Number	Description	Qty.
1	60779	(000000-)	Light Kit, Rev Ohgd/Cab 97	1
	82199	(000000-)	Light,Rev.Amber 12V-Purchased	1
	44681-1	(000000-)	Lens,Rev.Light,Amber	1
	45779	(000000-)	Bulb, General Electric #Ge1156	1
2	29192	(000000-)	Terminal, Ring, .250Stud, 16&14Ga	1
3	55272	(000000-)	Plug, Snap Terminal	1
4	33782	(000000-)	Plate, Ohg Lite Mounting	1
5	10632-5	(000000-)	Grommet,Rbr,0.25Id,For .09Matl	1
6	33783	(000000-)	U-Bolt, .25X2.5X3.4	2
7	49266	(000000-)	Tie, Cable 1.75D Max 7.50Lg	8
8	55248	(000000-)	Cabletie Mount, Adhesive	5
9	60769	(000000-)	Harness, Wire, Flash/Rot Light	1
10	60902	(000000-)	Switch, Rocker Spst	1
11	57807	(000000-)	Cover, Rocker Switch Seal	1
12	57803	(000000-)	Breaker-Circuit, 15A Resetable	1
13	57751	(000000-)	Boot-Circuit Breaker	1
	44681	(000000-)	Lens,Rev.Light,Red	1
	44681-2	(000000-)	Lens,Rev.Light,Blue	1

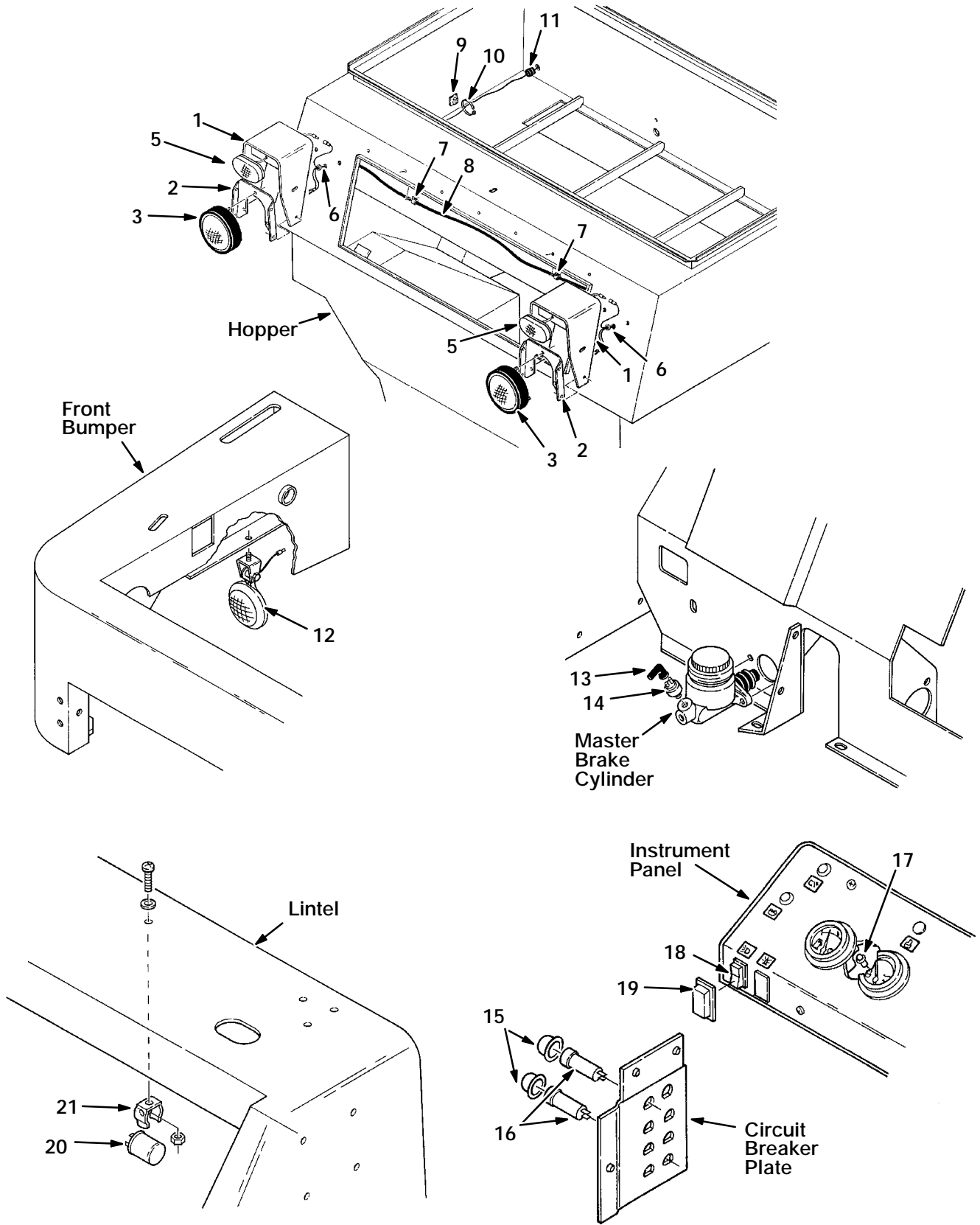
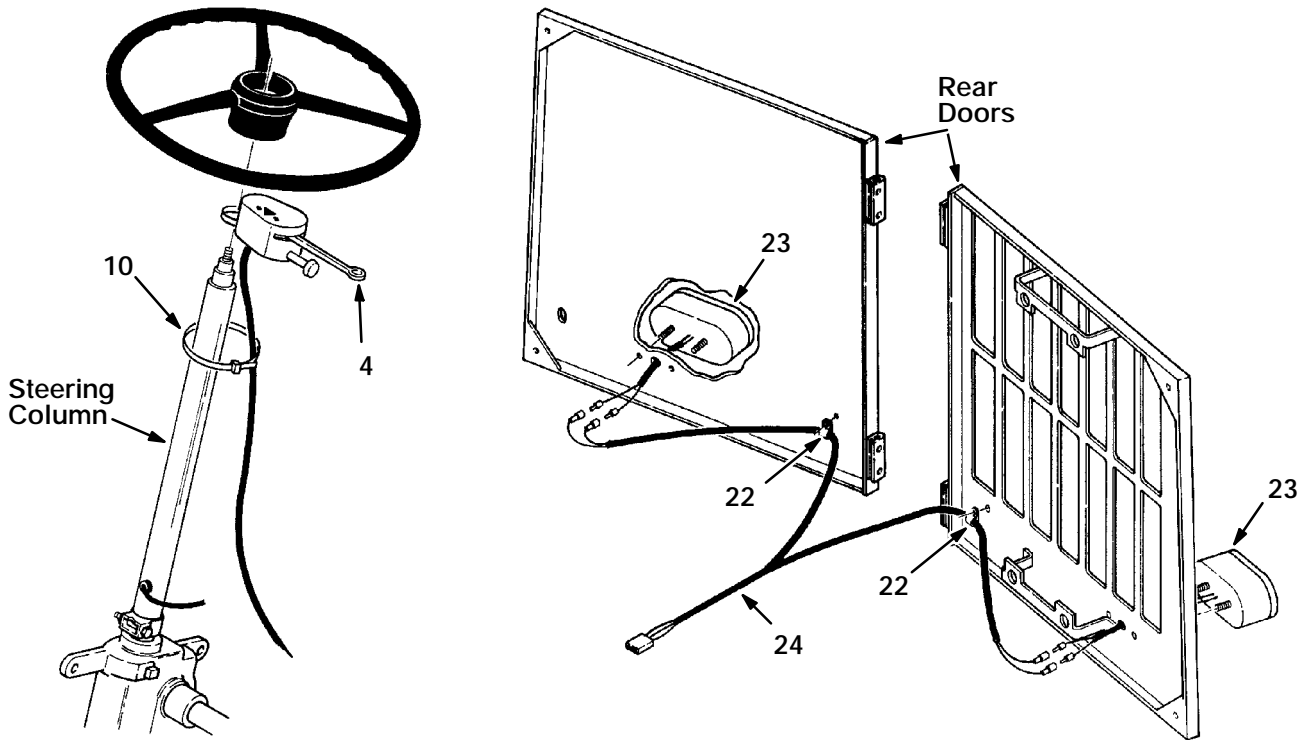


Fig. 5 - Operating Lights Kit



06555

Fig. 5 - Operating Lights Kit

Key	TENNANT Part No.	Machine Serial Number	Description	Qty.
	35923	(000000-)	Light Kit, Operating 97 All	1
1	34700	(000000-)	Headlight Weld'T	2
2	46110	(000000-)	Plate Weldm.,Headlight	2
3	51569	(000000-)	Light Assy Head/Clr 12V-2.9A	2
	10801	(000000-)	Light, Head/Rnd 12V 1.5A#4406	1
4	60751	(000000-)	Signal Assy Rework, E1740 Turn	1
5	34848	(000000-)	Light Assy Mark/Yel 12V-. A	2
6	10632-20	(000000-)	Grommet,Rbr,0.38ld,For .06Matl	2
7	26395-1	(000000-)	Clamp-Cable, 0.56Dia 0.38Wth	4
8	35890	(000000-)	Harness, Headlight	1
9	55248	(000000-)	Cabletie Mount, Adhesive	4
10	49266	(000000-)	Tie, Cable 1.75D Max 7.50Lg	8
11	20154	(000000-)	Strainrelief,For#14-3 So Cord	1
12	34473	(000000-)	Light Assy Spot/Clr V-. A	1
	32827	(000000-)	<1156 Bulb (Delco#L1157) Ge	1
13	18342	(000000-)	Protector, Spark Plug	1
14	13959	(000000-)	Switch	1
15	57751	(000000-)	Boot-Circuit Breaker	2
16	57803	(000000-)	Breaker-Circuit, 15A Resetable	2
17	60752	(000000-)	Light Assy Inst/Clr 12V-. A	4
18	60902	(000000-)	Switch, Rocker Spst	1
19	57807	(000000-)	Cover, Rocker Switch Seal	1
20	31922	(000000-)	Flasher, Heavy Duty	1
21	24576-1	(000000-)	Bracket, Flasher	1
22	26395-2	(000000-)	Clamp-Cable, 0.38Dia 0.38Wth	2
23	55274	(000000-)	Taillight Assy	2
	45780	(000000-)	Bulb, 12V .5A 4Cp#1157	1
24	35877	(000000-)	Harness, Taillight	1

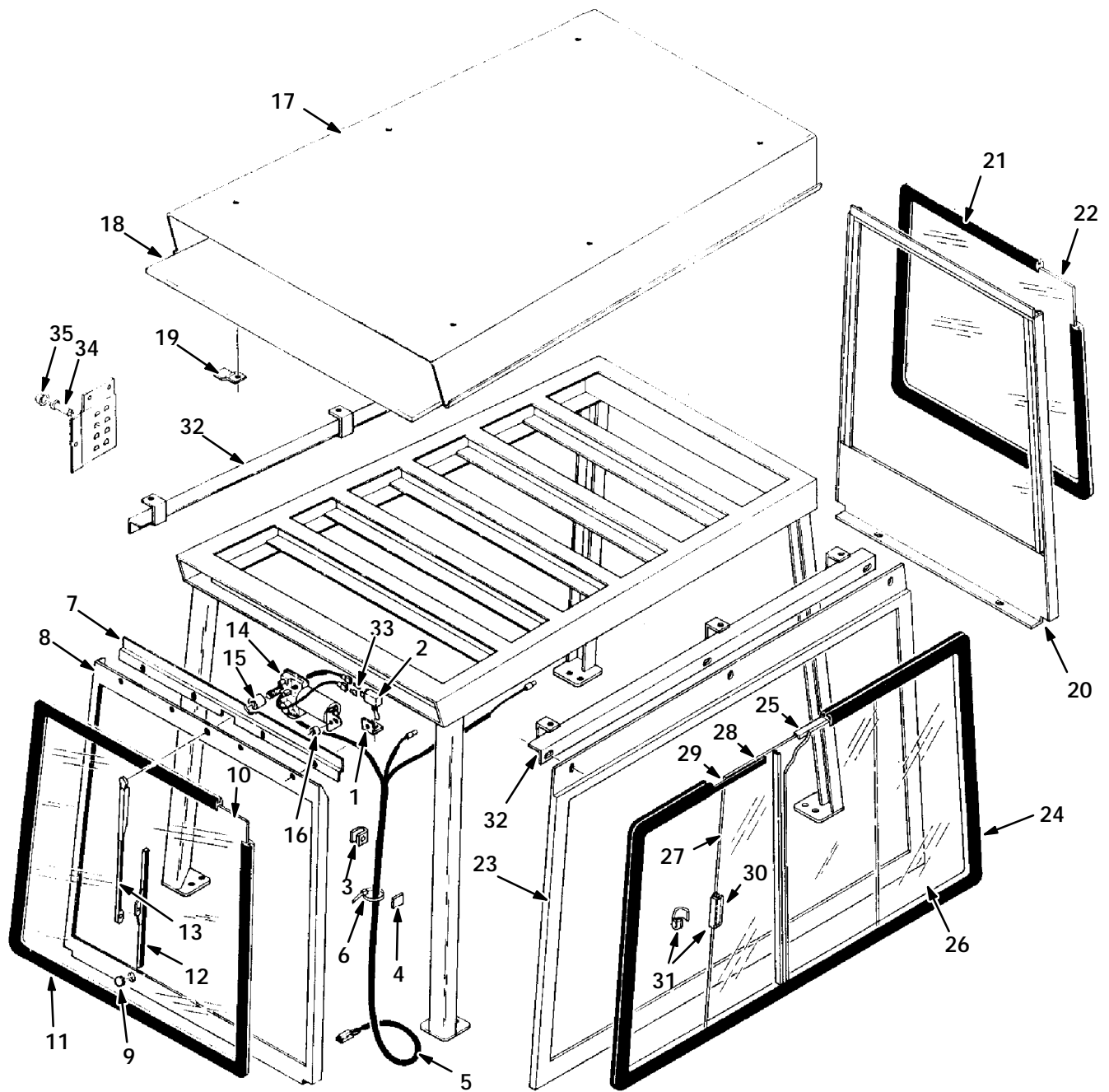


Fig. 6 - Cab Group

Fig. 6 - Cab Group

NOTE: Cab Kit, TENNANT Part Number 60763, Includes Fig. 6 and 7.

Key	TENNANT Part No.	Machine Serial Number	Description	Qty.
1	62039	(000000-)	Brkt-L,1.5 1.2 .12 1.2L2/Hls	1
2	10701	(000000-)	Switch, Toggle 6A 125V Sp St	1
3	51675	(000000-)	Clip, Cab	14
4	55248	(000000-)	Cabletie Mount, Adhesive	3
5	60756	(000000-)	Harness,Wire,Cab Fan/Lite/Wipe	1
6	49266	(000000-)	Tie, Cable 1.75D Max 7.50Lg	3
7	62028	(000000-)	Rail,Attaching	1
8	25169	(000000-)	Frame Assy, Cab, Windshield	1
9	01493	(000000-)	Plugbtn 1.00H .03-.12 Blacknyl	1
10	25938	(000000-)	Glass, Safety .23 X 26.9X 25.5	1
11	51596	(000000-)	Extrusion,Weath.Str#102-31,105	1
12	23947	(000000-)	Blade,Windshield Wiper	1
13	15121	(000000-)	Arm, Windshield-Wiper	1
14	02507	(000000-)	Motor Kit, Wiper 12V 85 Degree	1
15	03280	(000000-)	Sleeve, .652B .875D .750 Stl	1
16	03281	(000000-)	Sleeve, .261 B .375 D .500 Stl	1
17	62095	(000000-)	Cab Roof ,Osha, 92Cont.	1
18	62098	(000000-)	Insulation,S/Foam .5Xanglx43.0	1
19	62045	(000000-)	Clip	7
20	60941	(000000-)	Frame Assy, Cab, Window Rear	1
21	60935	(000000-)	Strip Rbr.25X.50X55.7 S&M#6422	1
22	60936	(000000-)	Glass, Safety .23X 21.7X 22.5	1
23	25171	(000000-)	Frame Assy, Cab, Window Lh	1
24	51609	(000000-)	Weatherstrip, Rubber	1
25	51611	(000000-)	Channel,Glassrun,Flx#B127,130	1
26	25944	(000000-)	Glass, Safety .23 X 22.0X 24.5	1
27	25943	(000000-)	Glass, Safety .23 X 20.4X 24.5	1
28	51677	(000000-)	Channel, Rigid	1
29	51608	(000000-)	Strip,Rbr.25X.50S&M #6422,63.,	1
30	58974	(000000-)	Pad, Neoprene .06 X .7 X 2.7	2
31	15066	(000000-)	Finger Pull	1
32	62029A	(000000-)	Angle Weldt, 92 Cab	2
33	48252	(000000-)	Terminal,Tab Male	2
34	57803	(000000-)	Breaker-Circuit, 15A Resetable	1
35	57751	(000000-)	Boot-Circuit Breaker	1

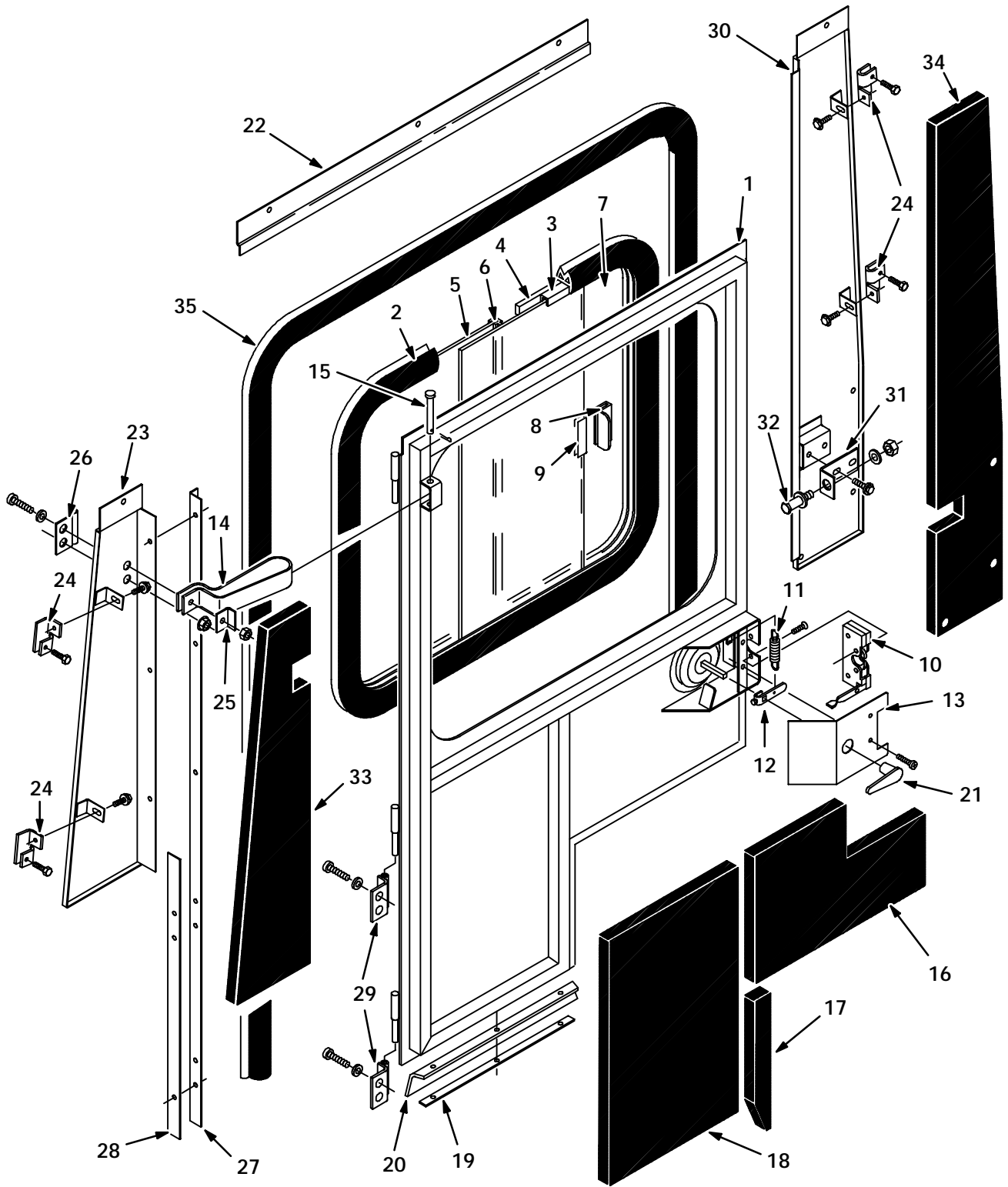


Fig. 7 - Cab Door Group

Fig. 7 - Cab Door Group

NOTE: Cab Kit, TENNANT Part Number 60763, Includes Fig. 6 and 7.

Key	TENNANT Part No.	Machine Serial Number	Description	Qty.
1	60791	(000000-)	Door Wldt, 97 Cab	1
2	60898	(000000-)	Molding, Weatherstrip	1
3	60897	(000000-)	Channel, Flexible	1
4	60899	(000000-)	Spacer, Rubber	1
5	60868	(000000-)	Window, Door, Stationary	1
6	34049	(000000-)	Channel, Rigid	1
7	60867	(000000-)	Window, Door, Sliding	1
8	15066	(000000-)	Finger Pull	1
9	58974	(000000-)	Pad, Neoprene .06 X .7 X 2.7	2
10	58489	(000000-)	Latch, Hook (Supplier'S Rh)	1
11	57793	(000000-)	Spring, Tension	1
12	60866	(000000-)	Cam, Doorlatch, Rework	1
13	60848	(000000-)	Cover, Door Latch, 97	1
14	60862	(000000-)	Sleeve, Door Stop	1
15	02126	(000000-)	Pin, Clevis .375Dia X 3.0Lg	1
16	60869	(000000-)	Insulation, S/Foam, Door, Ctr	1
17	60876	(000000-)	Insulation, S/Foam, Door Edge	1
18	60877	(000000-)	Insulation, S/Foam, Door, Lwr	1
19	60864	(000000-)	Strip, Retainer	1
20	60865	(000000-)	Seal, Door, Cab, 97	1
21	57647	(000000-)	Handle, Door, Chrome	1
22	60782	(000000-)	Panel, Door Frame, Upper	1
23	60854	(000000-)	Panel Wldt, Door Frame, Front	1
24	60786	(000000-)	Clip, Cab Panel	4
25	60863	(000000-)	Angle, Door Stop	1
26	60861	(000000-)	Hinge Wldt	1
27	60894	(000000-)	Angle, Seal Mtg	1
28	60895	(000000-)	Strip, Filler	1
29	60859	(000000-)	Hinge Wldt	2
30	60856	(000000-)	Panel Wldt, Door Frame, Rear	1
31	60789	(000000-)	Bracket, Door Strike	1
32	58898	(000000-)	Bolt, Latch, For 58489 Or 58844	1
33	60878	(000000-)	Insulation, S/Foam, Rh-Front	1
34	60879	(000000-)	Insulation, S/Foam, Rh-Rear	1
35	57648	(000000-)	Seal, 123.75 Lng, Door	1

ACCESSORIES

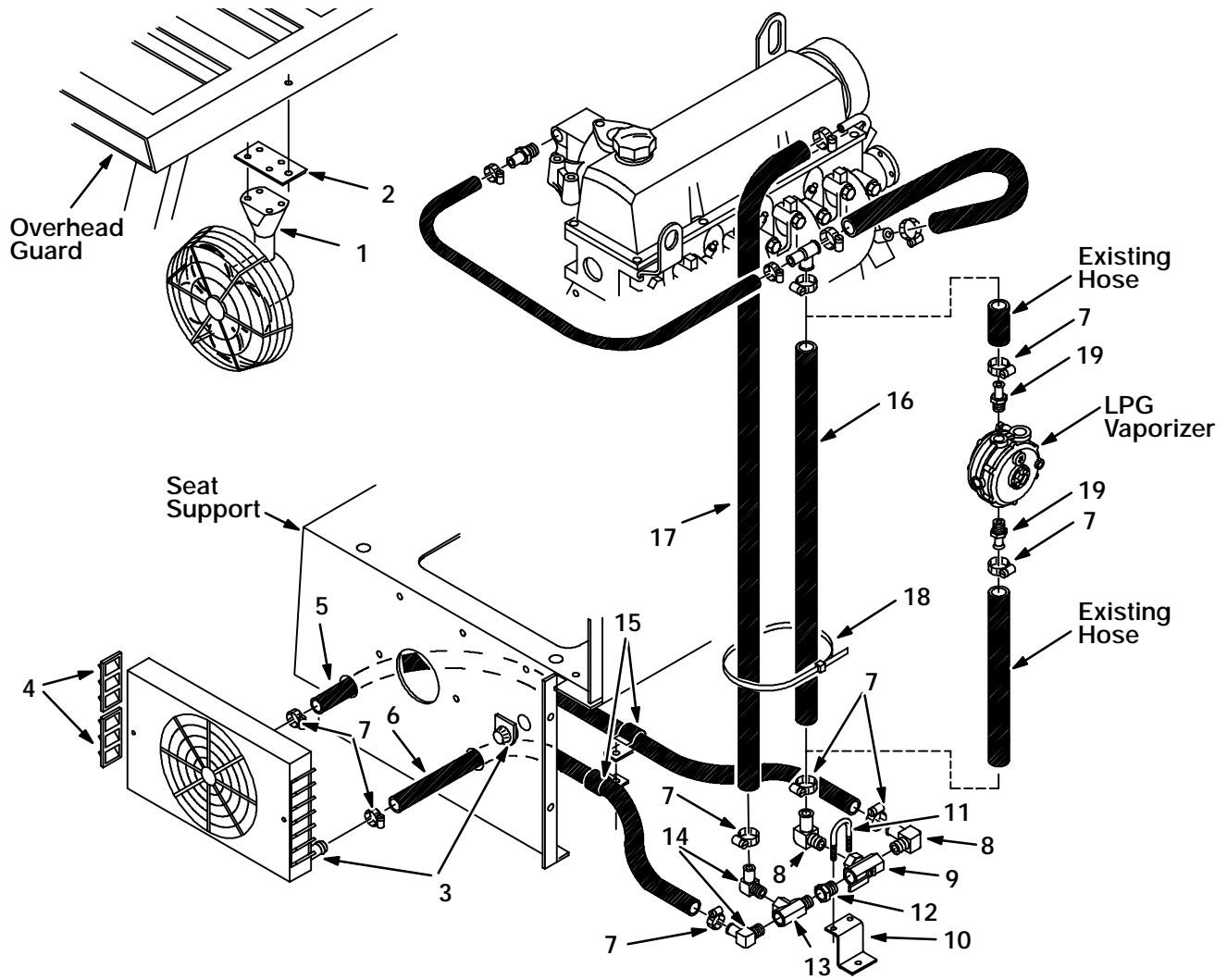


Fig. 8 - Heater Defroster Kit, Gasoline & LPG

06640

Key	TENNANT Part No.	Machine Serial Number	Description	Qty.
	60768	(000000-)	Heater Kit, E1740 Gas/Lp	1
1	34528	(000000-)	Fan Assy,Defroster	1
2	52360	(000000-)	Plate, Mounting.	1
3	16871	(000000-)	Heater Kit (Hupp)	1
4	52433-2	(000000-)	Deflector,Air	2
5	61868	(000000-)	Hose,.62ld X 60.0 Lng Heater	1
6	61867	(000000-)	Hose,.62ld X 54.0 Lng Heater	1
7	63810	(000000-)	Clamp-Wormdrive, 0.56- 1.06D	8
8	30268	(000000-)	Ftg-Brs E90 See60242 Bm10/Pm08	2
9	31507	(000000-)	Valve-3 Way	1
10	35296	(000000-)	Bracket, Valve	1
11	45142	(000000-)	Bolt-U, 1.13 ld	1
12	47167	(000000-)	Ftg-Str Npt/Npt 06Pf-08Pm	1
13	52448	(000000-)	Ftg-Hyd Tee See60221 Pm06Ppf	1
14	51839	(000000-)	Ftg-Brs E90 See60242 Bm10/Pm06	2
15	30408	(000000-)	Clip, Keeper, Open	2
16	61869	(000000-)	Hose,.62ld X 24.0 Lng Heater	1
17	61870	(000000-)	Hose,.62ld X 31.0 Lng Heater	1
18	49266	(000000-)	Tie, Cable 1.75D Max 7.50Lg	2
19	20343	(000000-)	Ftg-Brs Str Bm10/Pm06	2

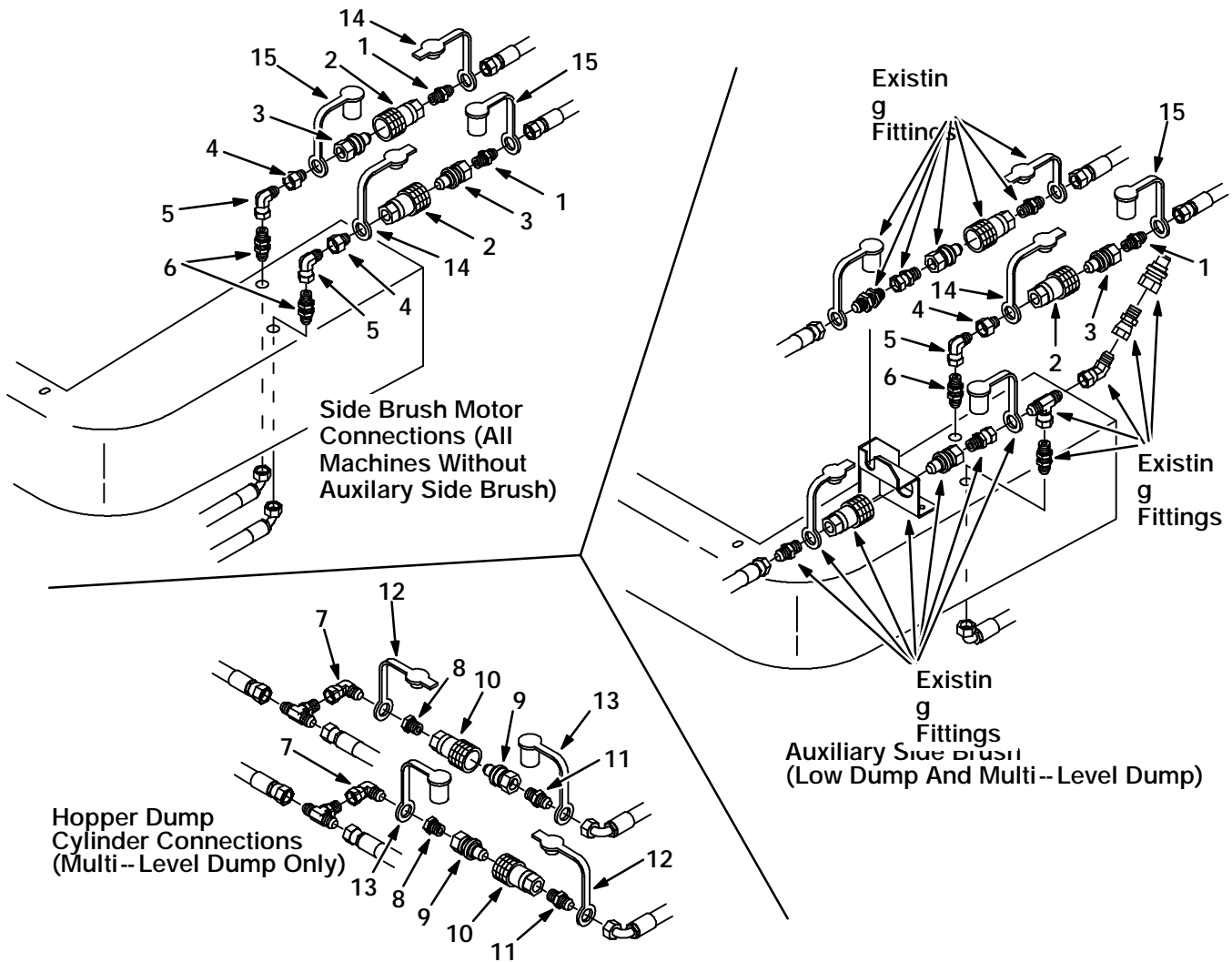


Fig. 9 - Snow Blade Adapter Kit

06542

Key	TENNANT Part No.	Machine Serial Number	Description	Qty.
	60915	(000000-)	Adapter Kit, E1740 Snow Blade	1
1	56690	(000000-)	Ftg-Hyd Str Jm06/Om06	2
2	16818	(000000-)	Ftg-Hyd Coupling Half Fem Of06	2
3	16817	(000000-)	Ftg-Hyd Coupling Half Mal Of06	2
4	35432	(000000-)	Ftg-Hyd Str Jf06/Om06	2
5	47504	(000000-)	Ftg-Hyd E90 Jm06/Jf06	2
6	16864	(000000-)	Ftg-Hyd Str Jm06/Jm06	2
7	34415	(000000-)	Ftg. Hyd. Elbow	2
8	17414	(000000-)	Ftg-Hyd Str Pm04/Pf02	2
9	34413	(000000-)	Ftg-Hyd Coupling Half Mal Pf04	2
10	34414	(000000-)	Ftg-Hyd Coupling Half Fem Pf04	2
11	06678	(000000-)	Ftg-Hyd Str Pm04/Jm04	2
12	33797	(000000-)	Plug, Dust-Hyd. Coupling	2
13	33798	(000000-)	Cap, Dust-Hyd. Coupling	2
14	60746	(000000-)	Dust Plug-Hyd, Coupling 06	2
15	60747	(000000-)	Cap, Dust-Hyd Coupling 06	2

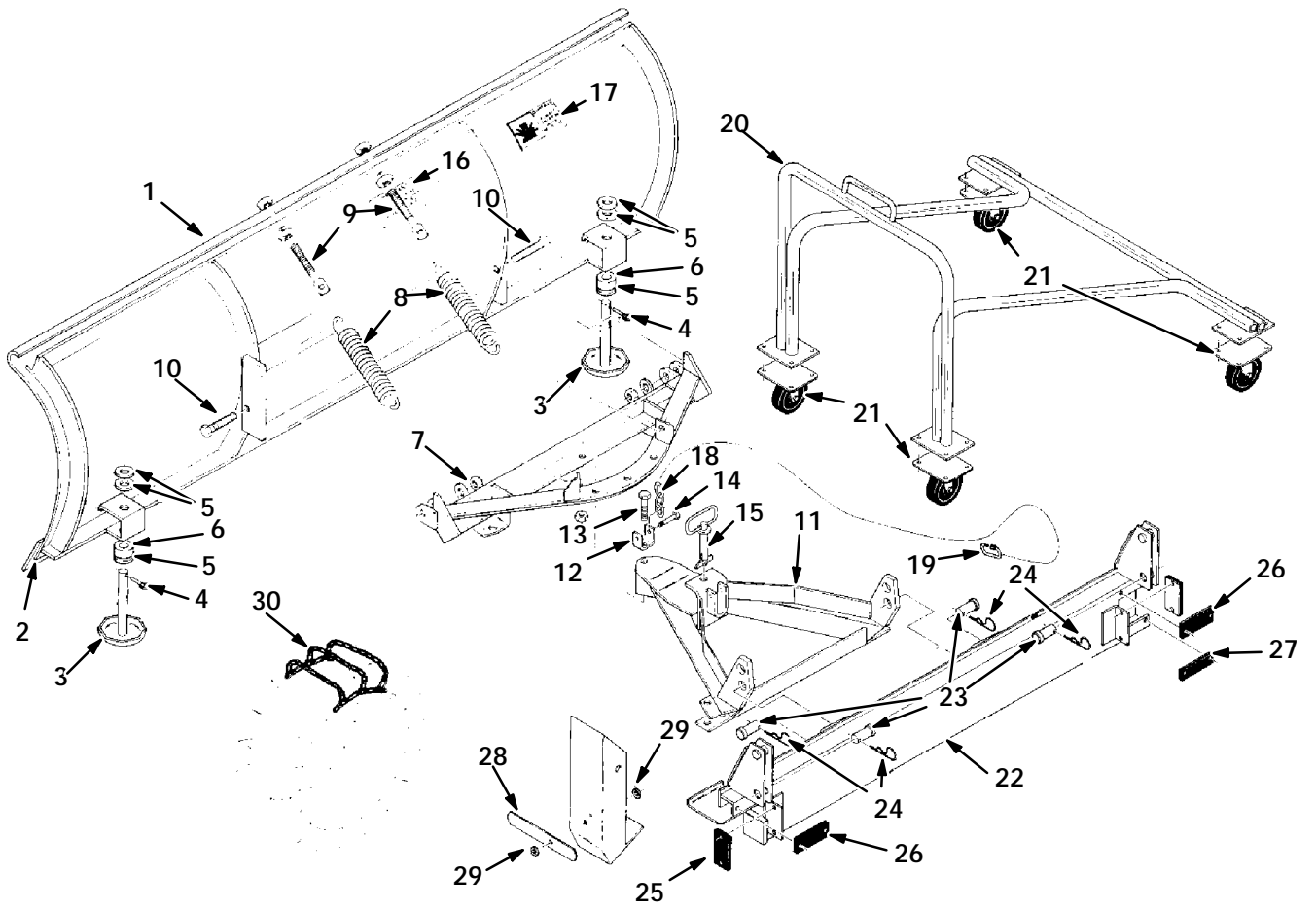


Fig. 10 - Snow Blade Kit

Fig. 10 - Snow Blade Kit

Key	TENNANT Part No.	Machine Serial Number	Description	Qty.
	62063	(000000-)	Snow-Blade Kit 92J/92/95	1
	31305	(000000-)	Blade & Frame Assy, Snow Blade	1
1	31303	(000000-)	Blade Assembly-Snowplow 7'-6"	1
2	08045	(000000-)	<49076 Cutting Edge 7'6" Wp	1
3	08046	(000000-)	<23467 Disc Shoe Assy Wp	2
4	08047	(000000-)	<93010 Linch Pin Wp	1
5	32969	(000000-)	Washer-Flt 1.00 Sae Hard Pltd	19
6	08048	(000000-)	<60045 Spacer Wp	1
	31311	(000000-)	Quadrant & A-Frame Assy	1
7	31302	(000000-)	Quadrant Assy-Snowplow	1
8	47713-1	(000000-)	<23039 Spring Wp	2
9	47713-2	(000000-)	<90493 Eye Bolt Wp	2
10	39639	(000000-)	Scr Hex .62-11X3.00	2
11	31304	(000000-)	A-Frame Unit-Snow Plow	1
12	08051	(000000-)	<60197 Clevis Wp	1
13	58056	(000000-)	Scr Hex .75-10X3.00	1
14	08063	(000000-)	<90063 Bolt .38-16X3 Wp	1
15	08052	(000000-)	Pin, Sector .62Dia X 4.0L	1
16	32182	(000000-)	Sprocket, Drive,Pntd.By Tennnt	1
17	32180	(000000-)	Label, Warning-Snowplow	1
18	62076	(000000-)	Chain,Coil#5/16, 6Ft.Lg	1
19	62080	(000000-)	Link,Chain,Connecting .31 Thd.	1
20	52001	(000000-)	Dolly,Hopper, 92	1
21	51701A	(000000-)	Caster,4Hole,Swivl,4.00Dia Whl	4
22	32178	(000000-)	Crossbar Weldt,Snow-Blade 92	1
23	04733-5	(000000-)	Pin,Clevis,1.00 Dia.X 2.00 Lg	4
24	55094	(000000-)	Pin,Hair Cotter #Lhcot-3,Leitk	4
25	62071A	(000000-)	Bumper,Frame,Snowblade,Armaplt	2
26	62072A	(000000-)	Bumper,Frame,Snowblade,Armaplt	2
27	62073A	(000000-)	Bumper,Frame,Snowblade,Armaplt	1
28	32179	(000000-)	Stop, Arm	1
29	52508	(000000-)	Washer-Wavy Spring,#Ww-381-&-8	2
30	62074	(000000-)	Chain,Tire 6.90/6.00-9	1

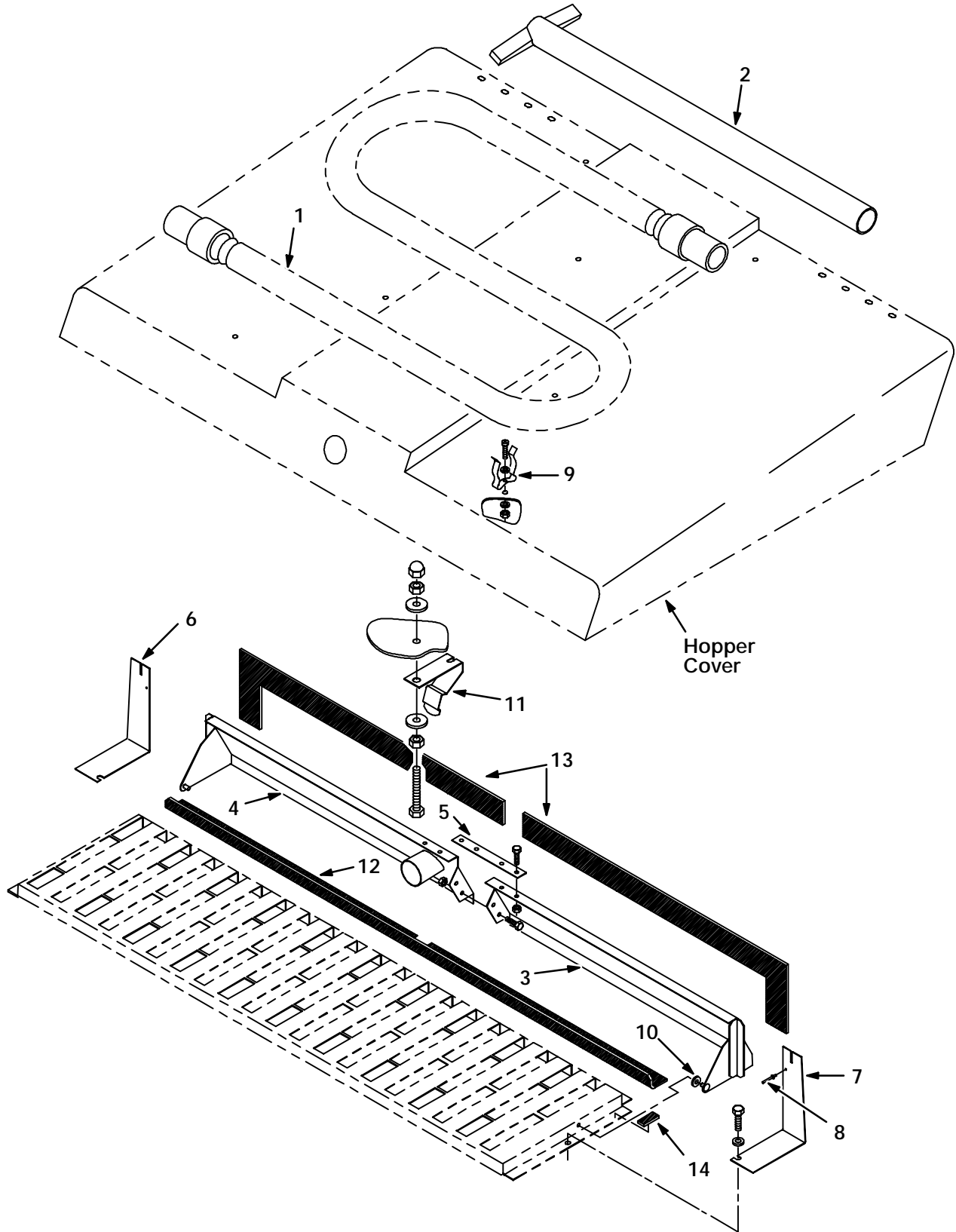


Fig. 11 - Vacuum Wand Kit

Fig. 11 - Vacuum Wand Kit

Key	TENNANT Part No.	Machine Serial Number	Description	Qty.
	36155	(000000-)	Vacuum Wand Kit, 97	1
1	54009	(000000-)	Hose&2Cuff Assy,Vinyl2.0ld10Ft	1
2	54012	(000000-)	Wand Weldment	1
3	35452	(000000-)	Door Wldt, Vac Wand, Lh	1
4	35240	(000000-)	Door Wldt, Vac Wand, Rh	1
5	36135	(000000-)	Strip, Joining	1
6	35249	(000000-)	Angle, Filler, Vac Wand Door	1
7	35250	(000000-)	Angle, Filler, Vac Wand Door	1
8	34738	(000000-)	Rivet,Pop-.125Dx.32X.25Dhd St	2
9	36158	(000000-)	Clip, Finger Grip	7
10	16236	(000000-)	Washer,Nyl,0.26 Bx0.72 X.07 Th	2
11	35351	(000000-)	Latch, Spring, Vac Wand Door	1
12	61843	(000000-)	Seal, Vac Wand Door	1
13	61844	(000000-)	Seal, Vac Wand Door	2
14	41830	(000000-)	Seal,Foam Rbr, .19 .62W 1.5L	2

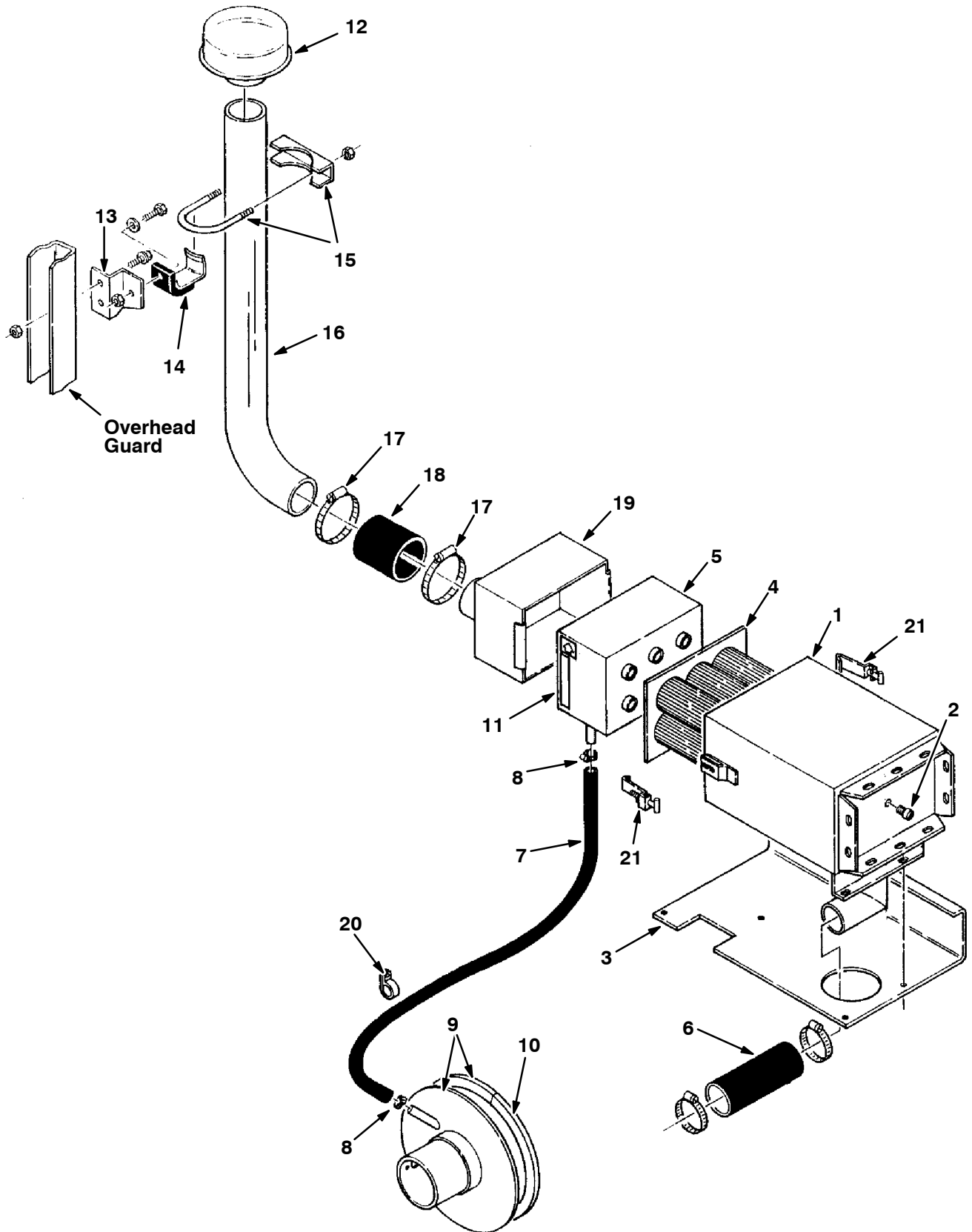


Fig. 12 - Air Cleaner Kit

Fig. 12 - Air Cleaner Kit

Key	TENNANT Part No.	Machine Serial Number	Description	Qty.
1	60744	(000000-)	Air Clnr Kit, Farr 97 All	1
2	34498	(000000-)	Air Cl.Weld'T-Farr	1
3	02246	(000000-)	Ftg-Plug Npt 02Pm Slotted	1
4	34499	(000000-)	Bumper Farr	1
4	39929-3	(000000-)	Filter, Air - 6 Tube	1
5	39929-2	(000000-)	Pre-Cleaner, Air Intake	1
6	15543-1	(000000-)	Coupling, Air Cleaner Tube L	1
7	52922	(000000-)	Hose Rbr,0.50 Id,le#A108 , 60	1
8	54333	(000000-)	Clamp-Wormdrive, 0.31- 0.88D	2
9	35945	(000000-)	Cover Assy, Vac Fan W/Gasket	1
10	23542	(000000-)	Seal,Foam Rbr, .31 .38W 30.5L	1
11	48088-6	(000000-)	Label, Instr.	1
12	76322	(000000-)	Cap Assy,Intake	1
13	39870	(000000-)	Bracket, Support - Tube	1
14	39957	(000000-)	Support, Air Intake Tube	1
15	13888	(000000-)	Clamp-Muffler,For 2.50 Od Tube	1
16	34889	(000000-)	Tube,Air Intake	1
17	43555	(000000-)	Clamp-Wormdrive, 1.62- 3.50D	2
18	34887	(000000-)	Hose,Air Cleaner Coupling	1
19	34888	(000000-)	Cover Weld'T,Air Cleaner	1
20	49287	(000000-)	Clamp-Cable, 0.75Dia 0.88Wth	1
21	49195	(000000-)	Fastener Assy,Farr#A42067	2

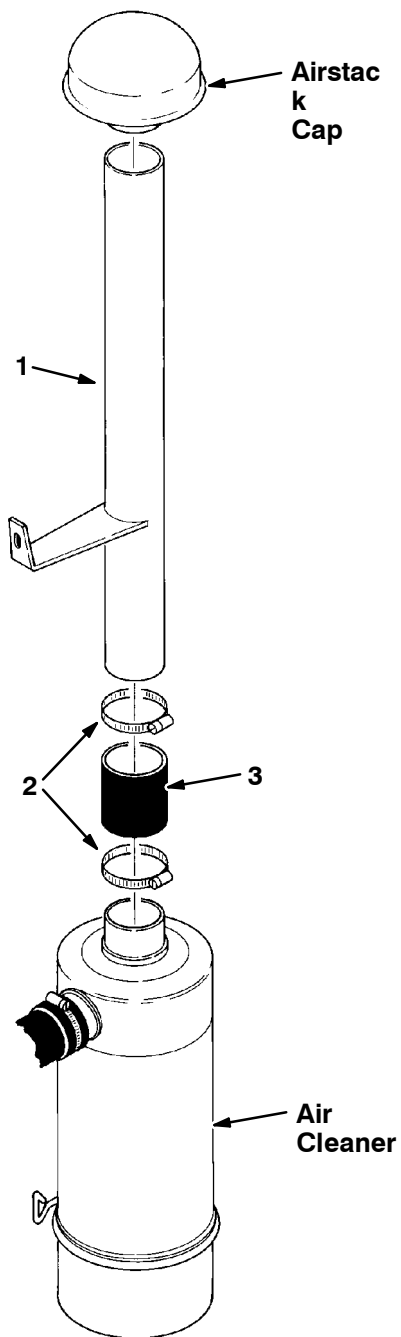


Fig. 13 - Air Filter Intake Kit, Gasoline & LPG

06828

Key	TENNANT Part No.	Machine Serial Number	Description	Qty.
	34036	(000000-)	Hi-Rise Intake Kit, A Fltr 95	1
1	16810	(000000-)	Tube Weld'T Air Cleaner 2"	1
2	22297	(000000-)	Clamp-Wormdrive, 1.56- 2.50D	2
3	15543	(000000-)	Coupling, Air Cleaner Tube	1

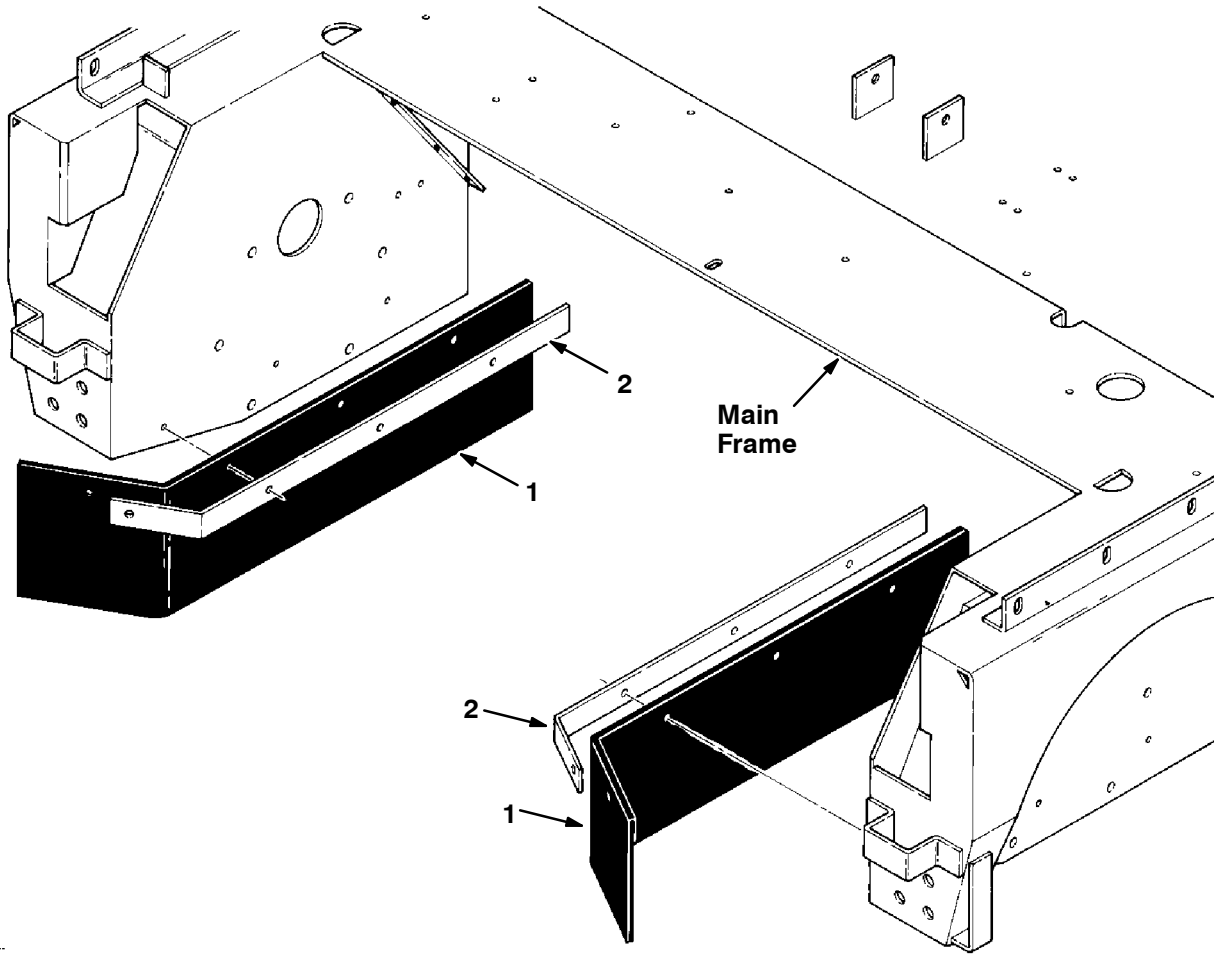


Fig. 14 - Debris Deflector Kit

01605

Key	Tennant Part No.	Machine Serial Number	Description	Qty.
	36779	(000000-)	Deflector Kit, Debris	1
1	36789	(000000-)	Skirt	2
2	36790	(000000-)	Retainer, Wheel Skirt	2

ACCESSORIES

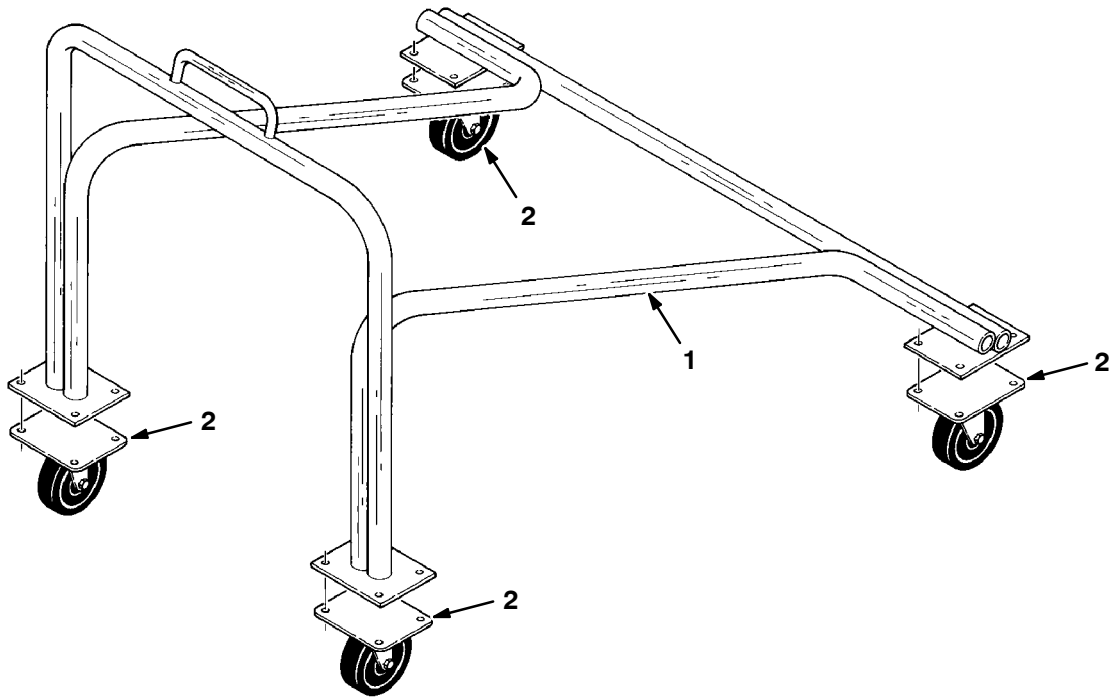


Fig. 15 - Hopper Dolly Kit, Low Dump, Multi-Level Dump

01630

Key	TENNANT Part No.	Machine Serial Number	Description	Qty.
1	52001	(000000-)	Dolly, Hopper	1
2	51701A	(000000-)	Caster, Swivel	4

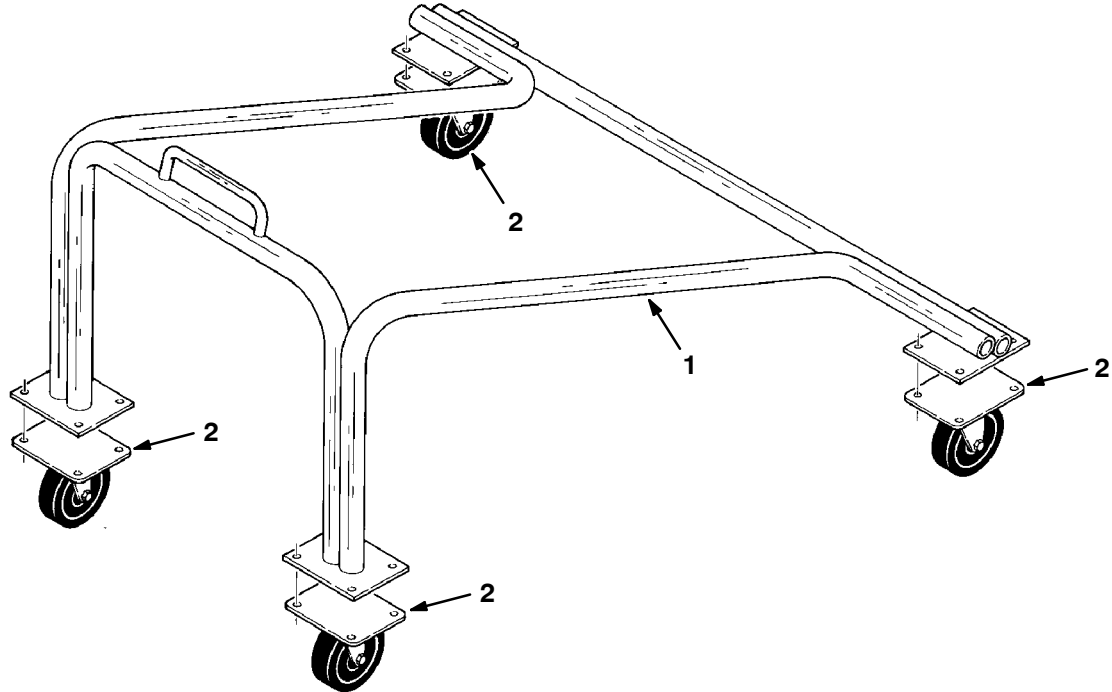


Fig. 16 - Hopper Dolly Kit, SE

01631

Key	TENNANT Part No.	Machine Serial Number	Description	Qty.
1	39676	(000000-)	Dolly, Hopper	1
2	51701A	(000000-)	Caster, Swivel	4

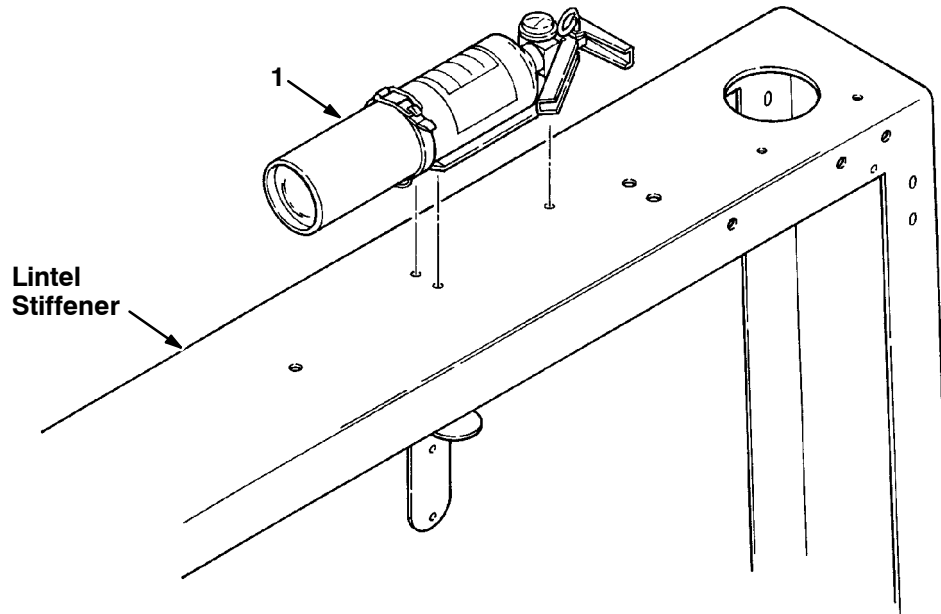


Fig. 17 - Fire Extinguisher Kit

01578

Key	TENNANT Part No.	Machine Serial Number	Description	Qty.
1	50615 25312	(000000-) (000000-)	Fire Extinguishing Kit Extinguisher, Fire	1 1

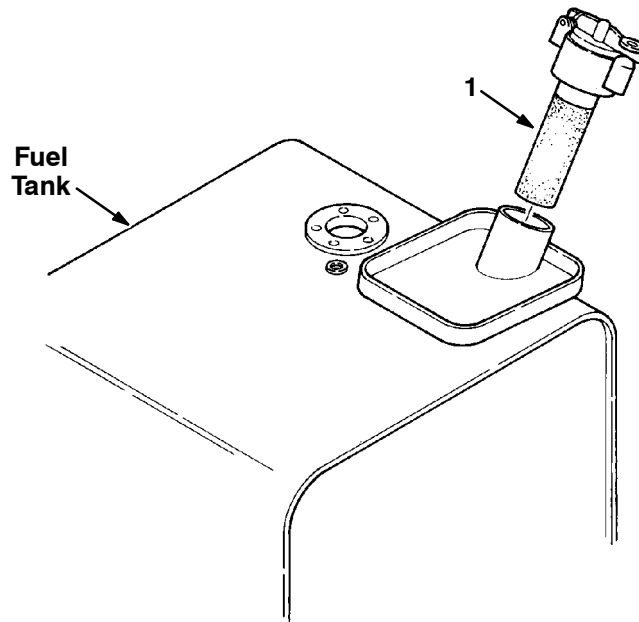


Fig. 18 - Protectoseal Fuel Tank Cap

01584

Key	TENNANT Part No.	Machine Serial Number	Description	Qty.
1	02506-6	(000000-)	Cap, Fuel Tank, Protectoseal	1

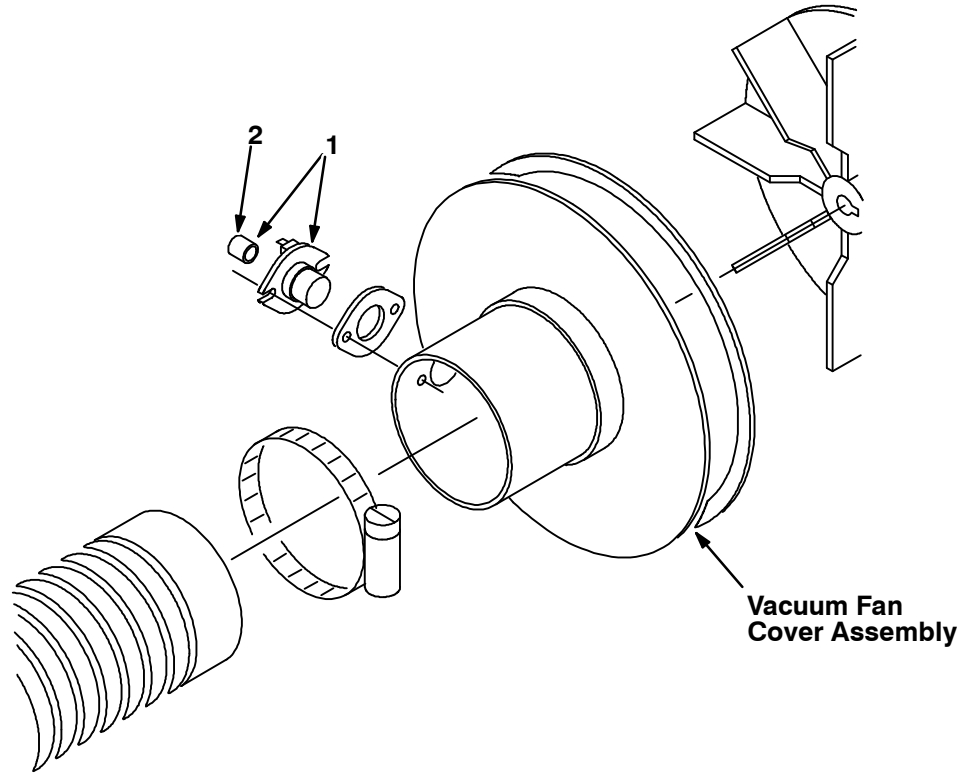


Fig. 19 - Thermostat Assembly

06643

Key	TENNANT Part No.	Machine Serial Number	Description	Qty.
1	02713	(000000-)	Thermostat Assembly, 155 Deg	1
2	02940	(000000-)	Cap, Vinyl, Black- .38ldx.50X.03	1

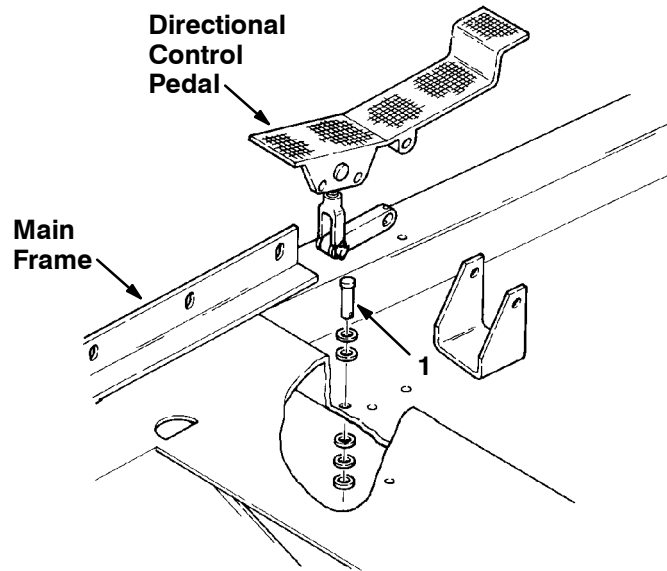


Fig. 20 - Speed Control Kit

01582

Key	TENNANT Part No.	Machine Serial Number	Description	Qty.
1	52276	(000000-)	Speed Control Kit	1
	43290	(000000-)	Pin, Clevis	1

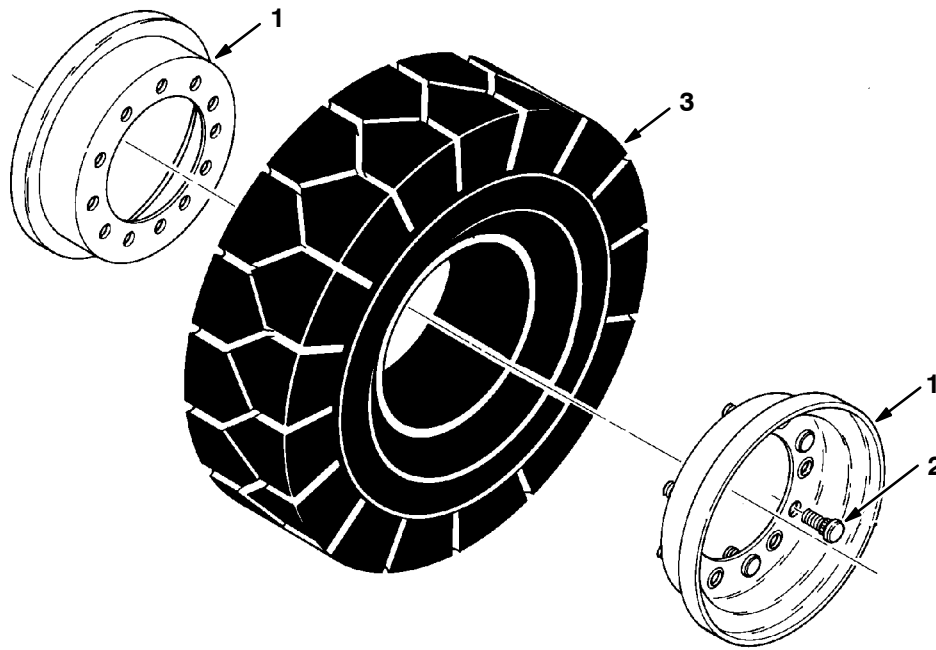


Fig. 21 - Rear Wheel Kit, Low Dump

01531

Key	TENNANT Part No.	Machine Serial Number	Description	Qty.
1	51705	(000000-)	Tire and Wheel Assembly	1
2	52775	(000000-)	Rim Assembly	1
3	51355	(000000-)	Stud, Wheel	6
	51711	(000000-)	Tire	1



Fig. 22 - Urethane Tire Kit

03452

Key	TENNANT Part No.	Machine Serial Number	Description	Qty.
1	16869	(000000-)	Urethane Tire Kit	1

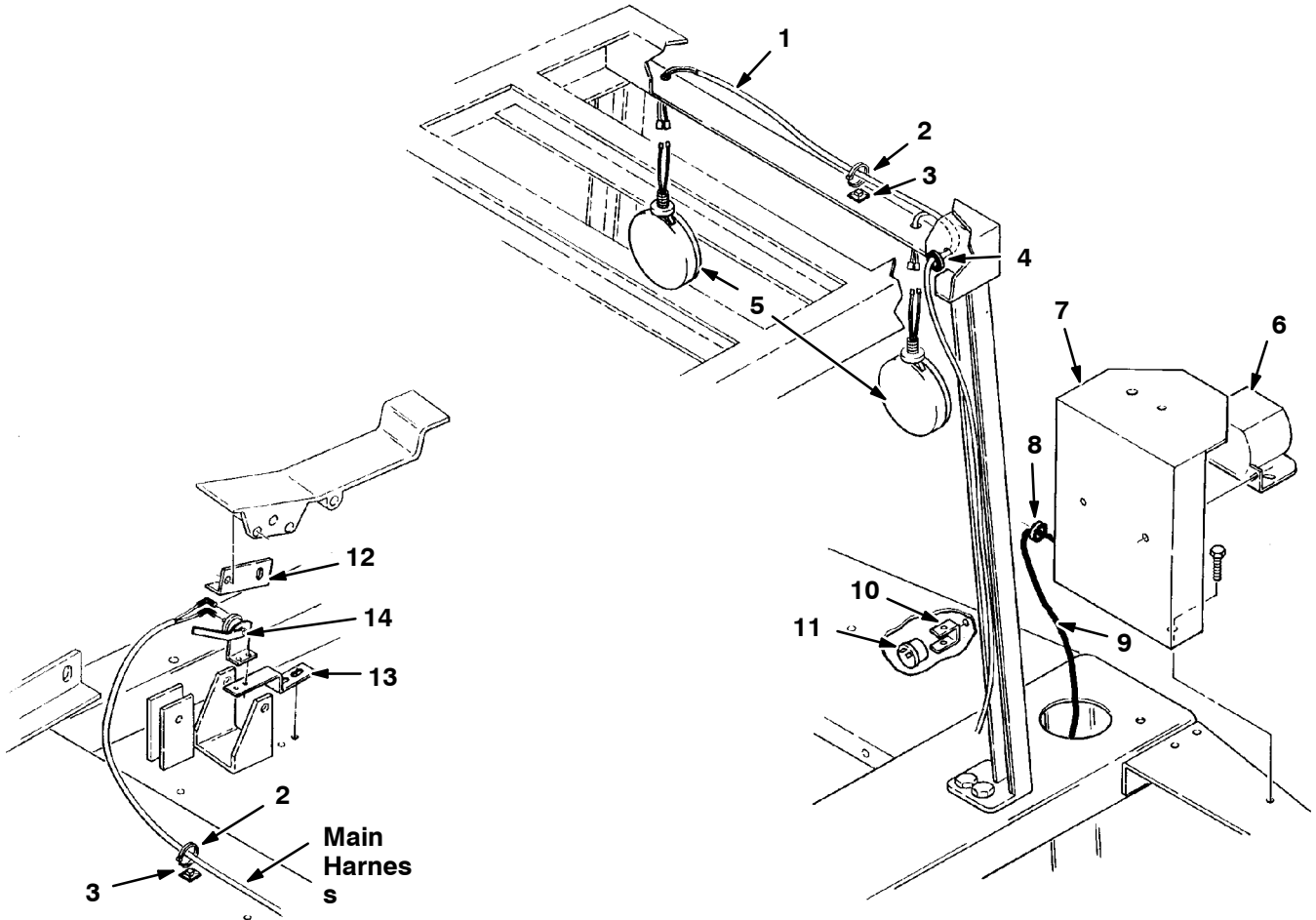


Fig. 23 - Back-Up Alarm Kit

06642

Key	TENNANT Part No.	Machine Serial Number	Description	Qty.
	60761	(000000-)	Alarm Kit, Back-Up Aud/V 97	1
1	60748	(000000-)	Harness, Wire, Back-Up Lights	1
2	49266	(000000-)	Tie, Cable 1.75D Max 7.50Lg	8
3	55248	(000000-)	Cabletie Mount, Adhesive	6
4	87514	(000000-)	Grommet,Rbr,0.44Id,For .25Matl	1
5	36438	(000000-)	Headlight Assy,210G	2
	36439	(000000-)	Bulb, 12V .9A 15Cp#1004	1
6	61920	(000000-)	Horn Assy, Back-Up Alarm	1
7	35955	(000000-)	Bracket, Rotating Light	1
8	10632-11	(000000-)	Grommet,Rbr,0.38Id,For .19Matl	1
9	60749	(000000-)	Harness, Wire,Flash/Horn Alarm	1
10	24576-1	(000000-)	Bracket, Flasher	1
11	24576	(000000-)	Flasher,12V.Ideal Co.Hd552Ps83	1
12	33891	(000000-)	Bracket, Cam, Back-Up Alarm	1
13	33879	(000000-)	Bracket, Switch, Back-Up Alarm	1
14	33878	(000000-)	Switch,A/V Alarm Prop.Pedal L	1

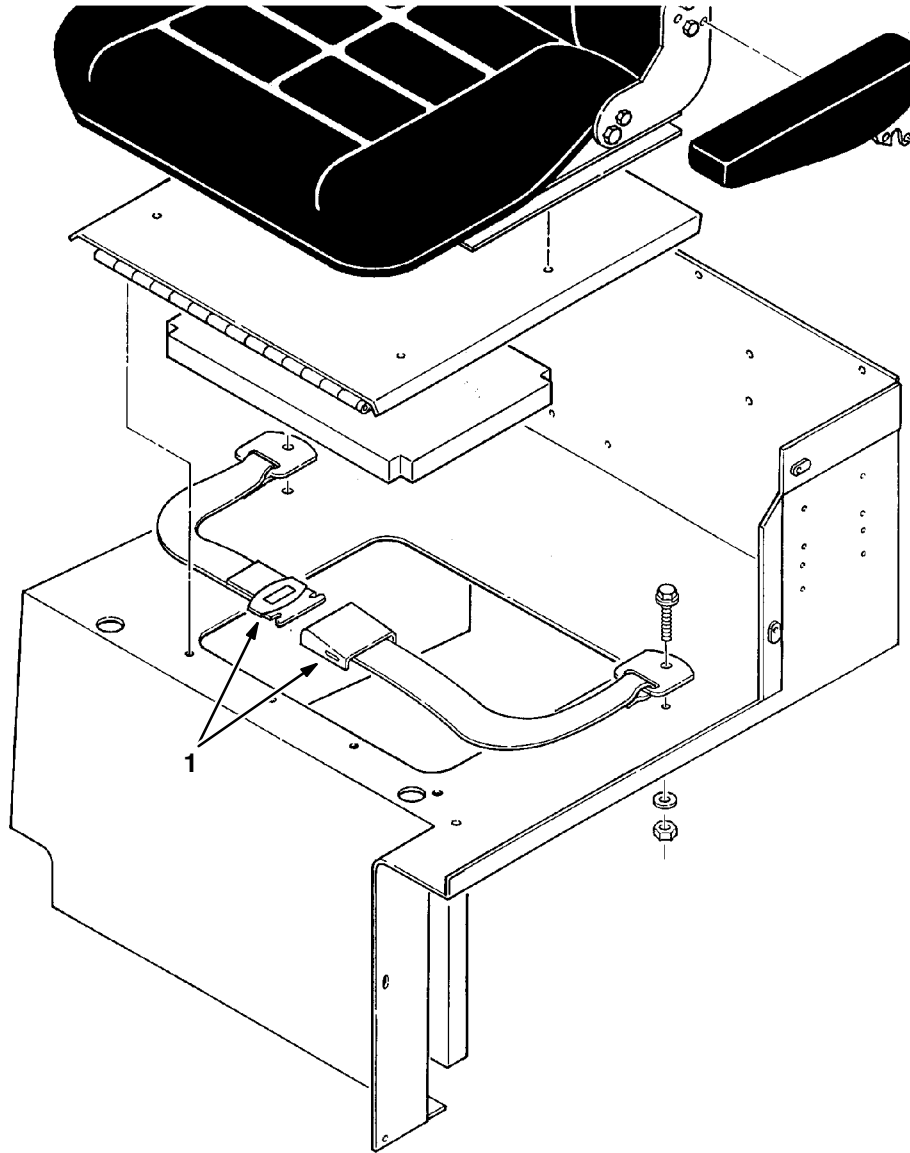


Fig. 24 - Seat Belt Kit

06554

Key	TENNANT Part No.	Machine Serial Number	Description	Qty.
1	35960	(000000-)	Seat Belt Kit 97	1

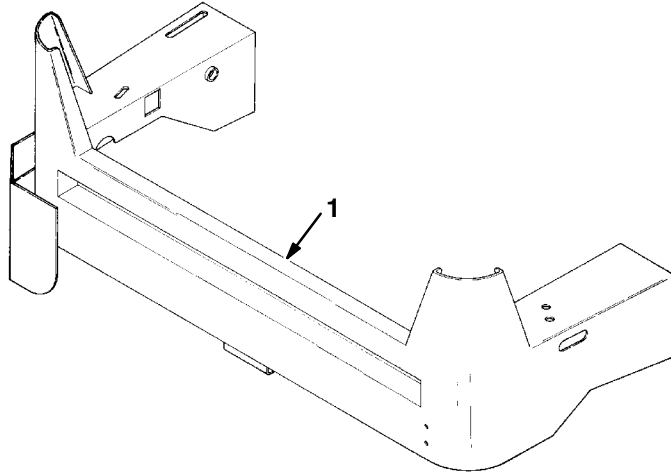


Fig. 25 - Front Bumper Group, SE

06656

Key	TENNANT Part No.	Machine Serial Number	Description	Qty.
1	35764	(000000-)	Bumper Wldt, Front Se	1

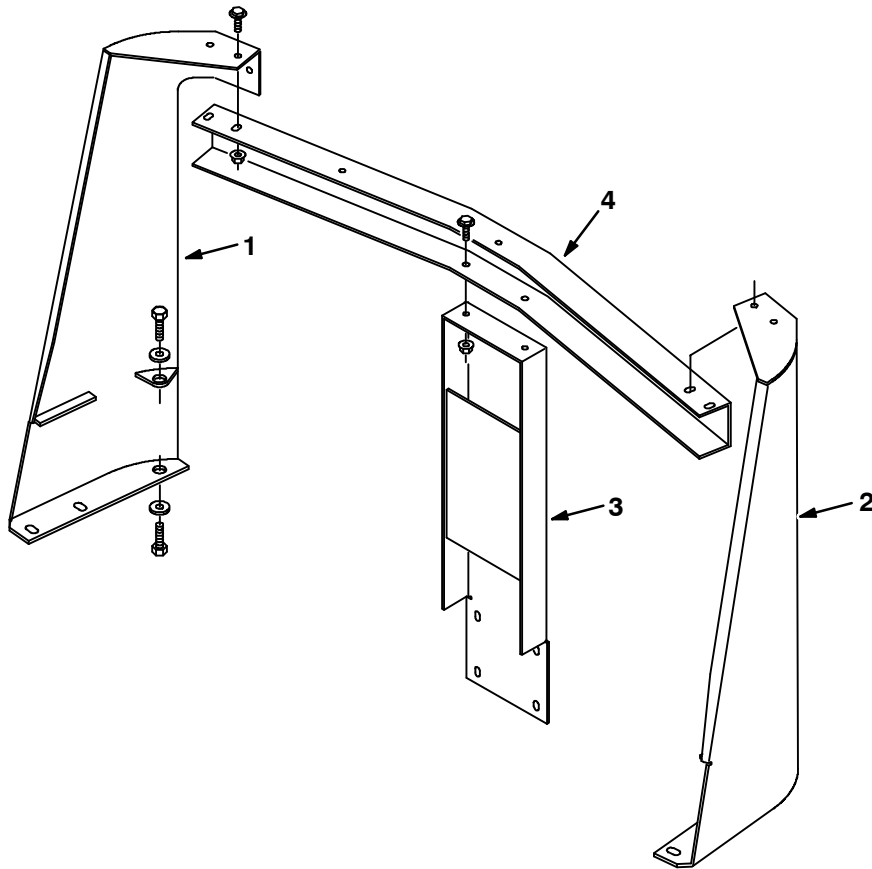


Fig. 26 - Rear Bumper Group, SE

06646

Key	TENNANT Part No.	Machine Serial Number	Description	Qty.
1	35441	(000000-)	Tower Wldt, Rh	1
2	35442	(000000-)	Tower Wldt, Lh	1
3	35443	(000000-)	Channel Wldt, Center	1
4	35437	(000000-)	Channel, Top	1

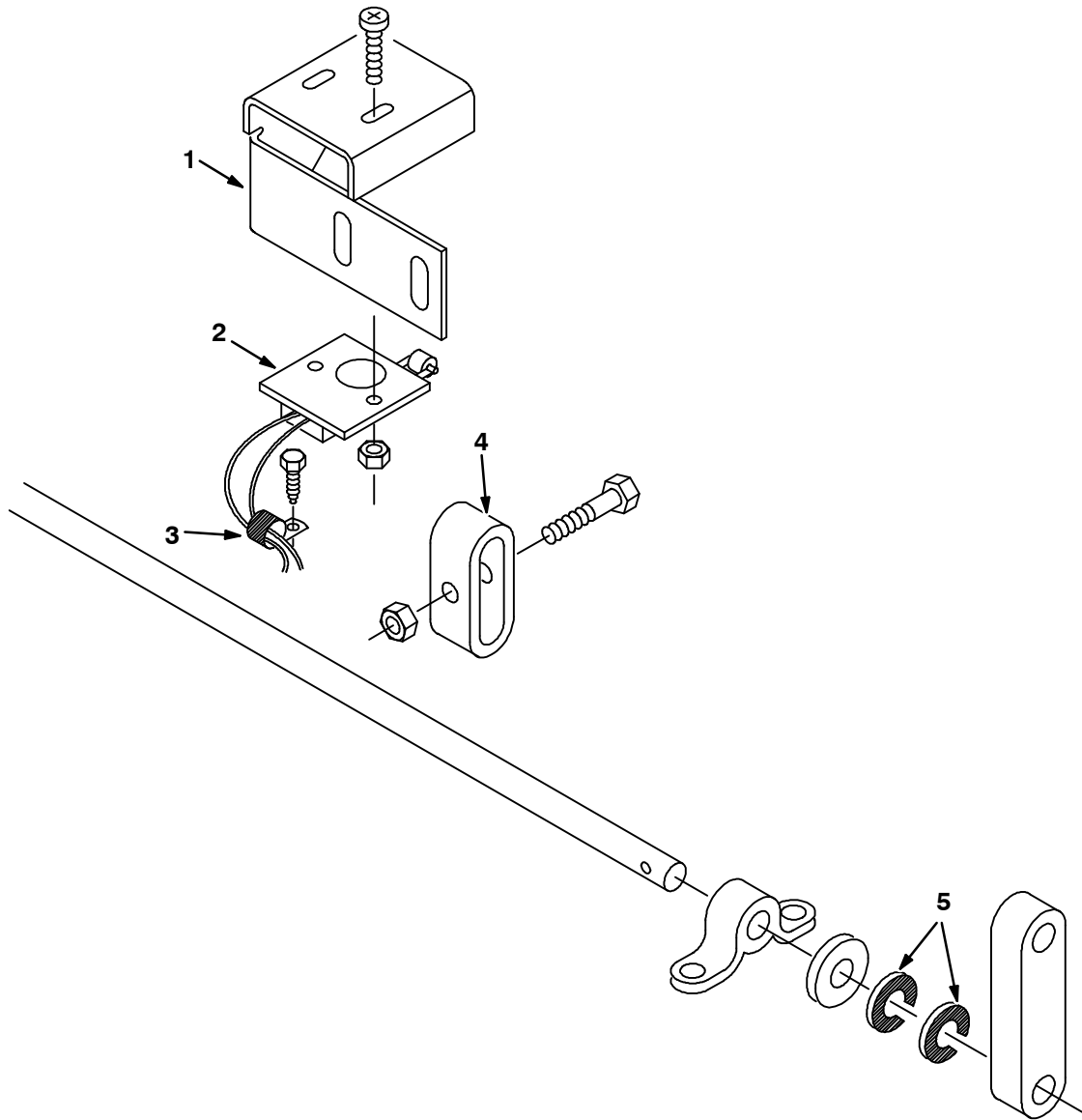


Fig. 27 - Neutral Start Switch Group, SE

06648

Key	TENNANT Part No.	Machine Serial Number	Description	Qty.
1	35876	(000000-)	Bracket	1
2	35905	(000000-)	Switch, Waterproof, 10A	1
3	40678	(000000-)	Clamp, Cable .44D .62Wide	1
4	39855	(000000-)	Bar-Link	1
5	46147	(000000-)	Washer, .50 B .88D .06Neopre	2

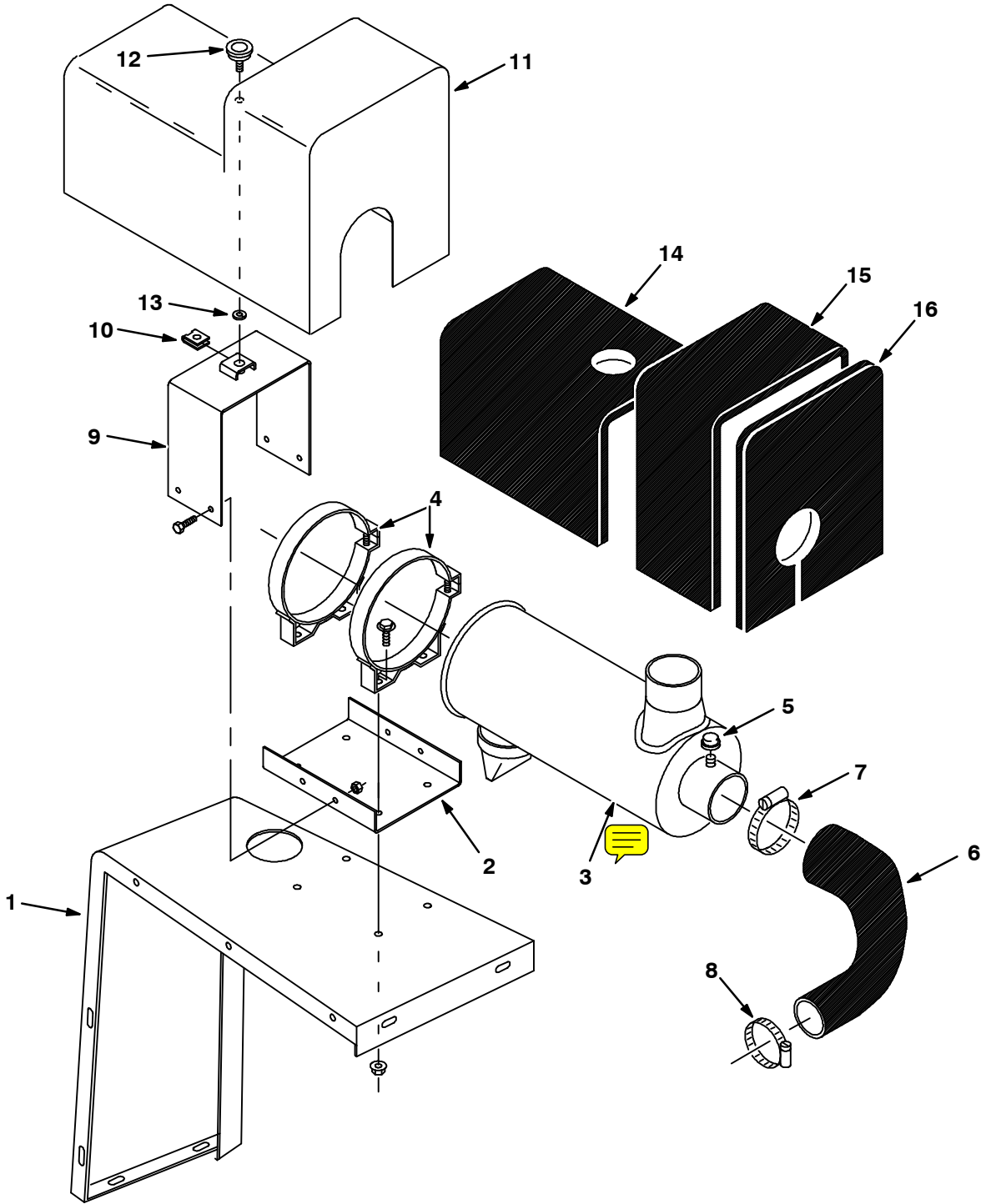


Fig. 28 - Air Cleaner Group, SE

Fig. 28 - Air Cleaner Group, SE

Key	TENNANT Part No.	Machine Serial Number	Description	Qty.
1	60924	(000000-)	Panel Wldt, Corner, Rear, Rh	1
2	60906	(000000-)	Channel, Base	1
3	35424	(000000-)	Cleaner, Air	1
4	76321	(000000-)	Band,Mtg.	2
5	60745	(000000-)	Ftg Cap Npt 02Pf	1
6	35875	(000000-)	Hose, Molded,A Clnr	1
7	43555	(000000-)	Clamp-Wormdrive, 1.62- 3.50D	1
8	14432	(000000-)	Clamp-Wormdrive, 1.81- 2.75D	1
9	60909	(000000-)	Mount Wldt, Air Cleaner	1
10	28165	(000000-)	Fastener,Southco# 17-10027-11	1
11	60918	(000000-)	Cover Wldt, Air Cleaner 97	1
12	29982	(000000-)	Knob,0.31-06,1.38Dia,Plastic	1
13	26015	(000000-)	Fastener,Southco# 17-10014-12	1
14	60910	(000000-)	Insul.,S/Foam.75X11.75X 12.12	1
15	60911	(000000-)	Insul.,S/Foam.75X 5.62X 33.88	1
16	60912	(000000-)	Insul.,S/Foam.75X 12.38X 10.38	1

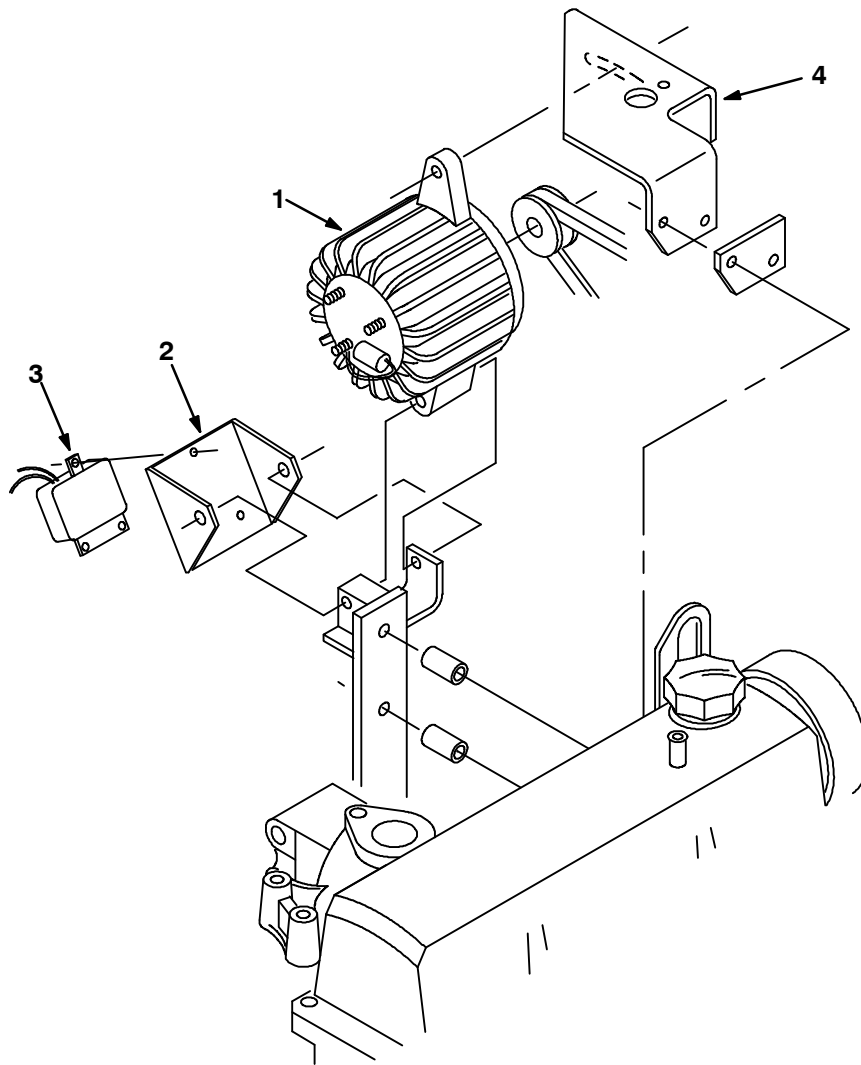


Fig. 29 - Alternator Group, Gasoline & LPG, SE

06654

Key	TENNANT Part No.	Machine Serial Number	Description	Qty.
1	39693-1	(000000-)	Alternator - Motorola	1
2	34831	(000000-)	Se Reg. Crad Le	1
3	39693-2	(000000-)	Regulator - Motorola	1
4	61853	(000000-)	Bracket, Alt Arm Se	1

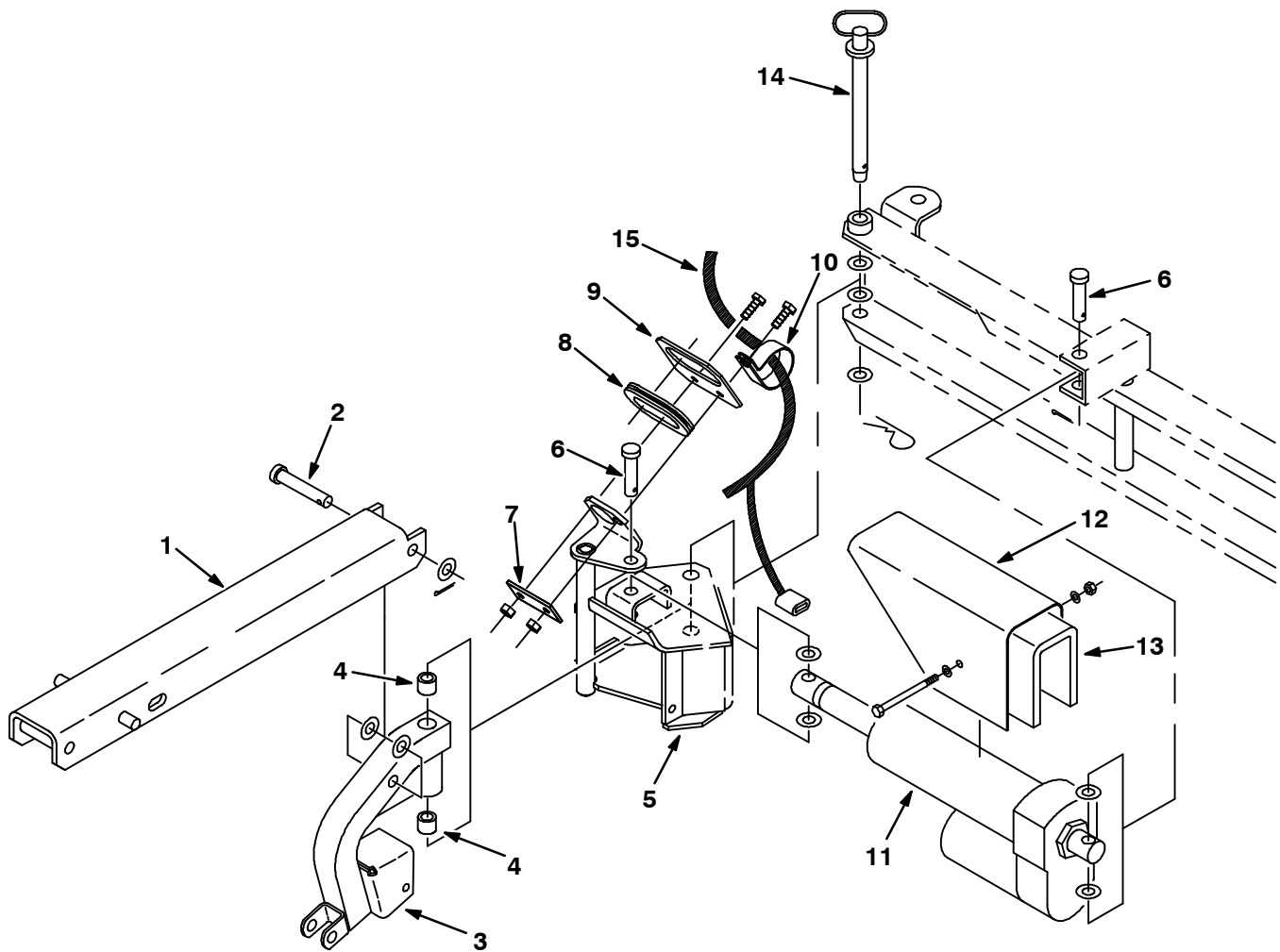


Fig. 30 - Auxiliary Side Brush Pivot Group

06658

Key	TENNANT Part No.	Machine Serial Number	Description	Qty.
1	35253	(000000-)	Channel, Arm	1
2	23683	(000000-)	Pin,Clevis,0.50 Dia.X 3.00 Lg	1
3	35281	(000000-)	Arm Wldt, Brush Pivot	1
4	45097	(000000-)	Bearing, Fiberglide .62X.625	2
5	35274	(000000-)	Lever Wldt, Actuator Pivot	1
6	51534	(000000-)	Pin,Clevis,0.50 Dia.X2.00 Lg	2
7	35305	(000000-)	Plate, Mount	1
8	10632-19	(000000-)	Grommet, Rbr,2.12ld,For .12 Matl	1
9	35306	(000000-)	Plate, Hose Mount	1
10	43560	(000000-)	Clamp-Cable, 1.75Dia 0.75Wth	1
11	35426	(000000-)	Actuator Assy	1
12	35279	(000000-)	Cover, Actuator	1
13	34219	(000000-)	Foam, Acoustic 7.75X9.38X1.00	1
14	35278	(000000-)	Pin, Hitch, .62 Dia	1
15	35303	(000000-)	Harness, Wire, Actuator	1

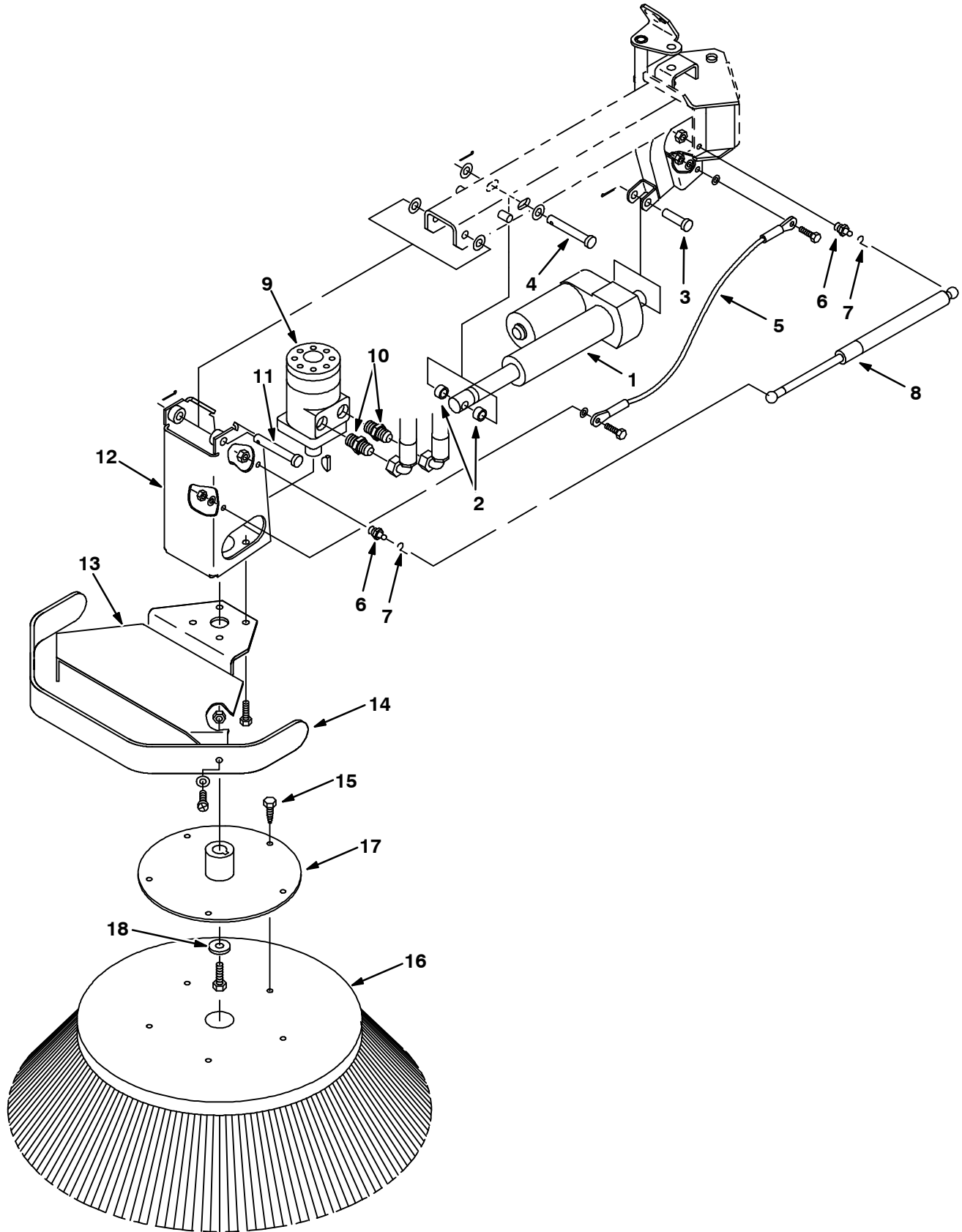


Fig. 31 - Auxiliary Side Brush Group

Fig. 31 - Auxiliary Side Brush Group

Key	TENNANT Part No.	Machine Serial Number	Description	Qty.
1	35297	(000000-)	Actuator, 12 Vdc	1
2	82229	(000000-)	Sleeve, .562B .88D.50 Zinc	2
3	43290	(000000-)	Pin,Clevis,0.50 Dia.X 1.75 Lg	1
4	67290	(000000-)	Pin,Clevis,0.50 Dia.X 3.75 Lg	1
5	35298	(000000-)	Cable, Motor Bracket	1
6	58494	(000000-)	Stud, Ball, Gas Spring	2
7	64595	(000000-)	Clip, Safety	2
8	64535	(000000-)	Spring-Gas 120Lb 7.1 Stroke	1
9	19349	(000000-)	Motor-Hyd Gear In 5.9 B 2500	1
10	47508	(000000-)	Ftg-Hyd Str Jm06/Om10	2
11	51538	(000000-)	Pin,Clevis,0.50 Dia.X 5.00 Lg	1
12	35251	(000000-)	Bracket, Motor Mount	1
13	60743	(000000-)	Bracket, Bumper Support	1
14	51210	(000000-)	Bumper,Side Brush,Spring Steel	1
15	39394	(000000-)	Scr-Lag .31-09X1.25 Pltd	5
16	51021N	(000000-)	Brush-Side Swp -26 D - Nyl	1
17	35776	(000000-)	Plate Wldt, Support,Side Brush	1
18	19191	(000000-)	Spacer, Hub	1

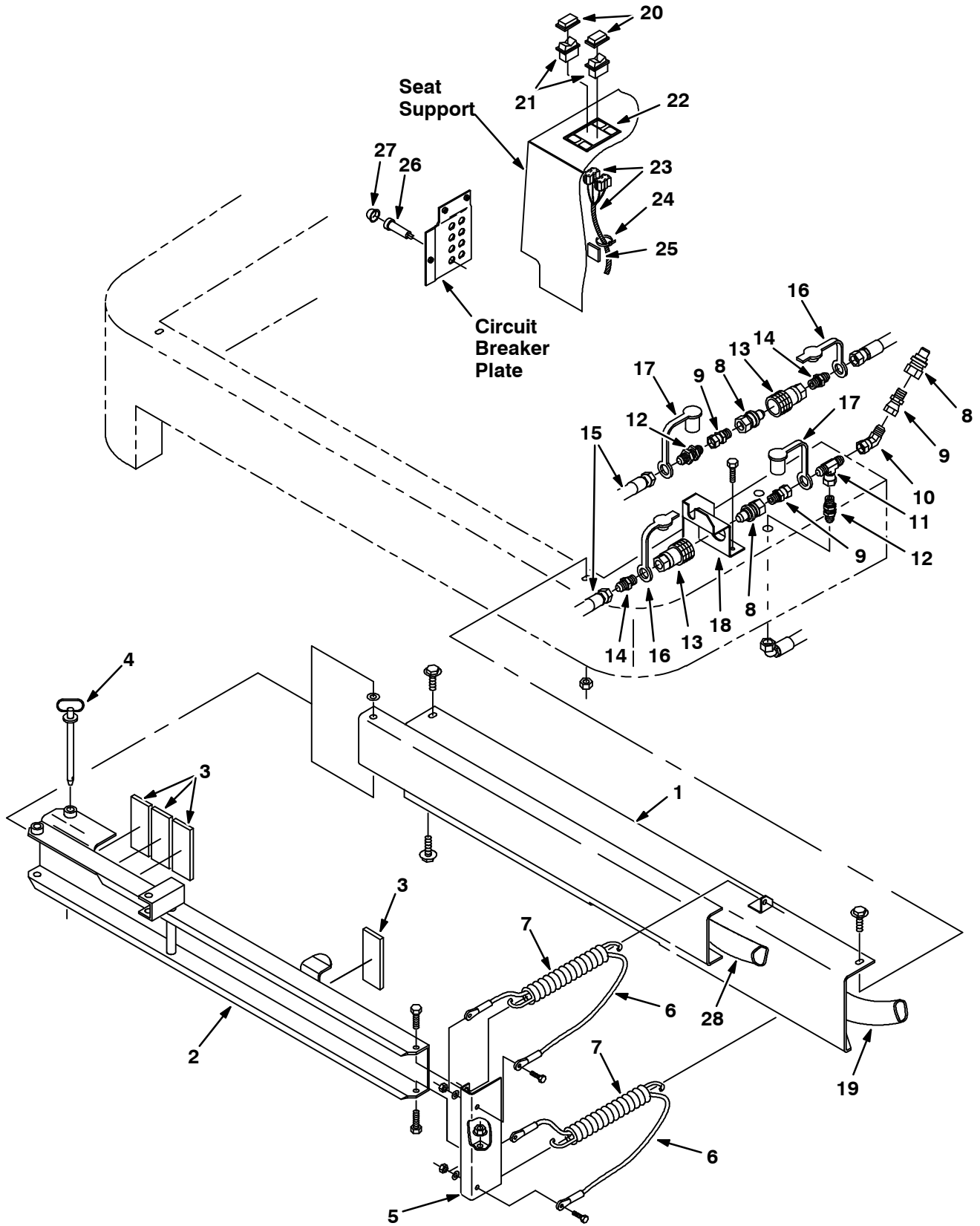


Fig. 32 - Auxiliary Side Brush Bumper and Hydraulics Group

Fig. 32 - Auxiliary Side Brush Bumper and Hydraulics Group

Key	TENNANT Part No.	Machine Serial Number	Description	Qty.
1	35258	(000000-)	Channel Wldt	1
2	35264	(000000-)	Channel Wldt, Cross	1
3	35280	(000000-)	Seal	4
4	35278	(000000-)	Pin, Hitch, .62 Dia	1
5	35313	(000000-)	Bracket Wldt	1
6	35298	(000000-)	Cable, Motor Bracket	2
7	47745	(000000-)	Sprng,Tens,1.12Odx.14Wire 6.3L	2
8	16817	(000000-)	Ftg-Hyd Coupling Half Mal Of06	3
9	35432	(000000-)	Ftg-Hyd Str Jf06/Om06	3
10	16472	(000000-)	Ftg-Hyd E45 Jm06/Jf06	1
11	35586	(000000-)	Ftg-Hyd Tee1 Jm06Jfjm	1
12	16864	(000000-)	Ftg-Hyd Str Jm06/Jm06	2
13	16818	(000000-)	Ftg-Hyd Coupling Half Fem Of06	2
14	56690	(000000-)	Ftg-Hyd Str Jm06/Om06	2
15	35951	(000000-)	Hose-Hyd Med06 Jf/J9	2
16	60746	(000000-)	Dust Plug-Hyd, Coupling 06	2
17	60747	(000000-)	Cap, Dust-Hyd Coupling 06	2
18	35429	(000000-)	Bracket Wldt, Hose	1
19	34329	(000000-)	Sleeve-Nyln #28 20.0L	1
20	57807	(000000-)	Cover, Rocker Switch Seal	2
21	30394	(000000-)	Switch, Rocker Dpdt (Mom)	2
22	35304	(000000-)	Label, Brush Control	1
23	35913	(000000-)	Harness, Wire,Power	1
24	49266	(000000-)	Tie, Cable 1.75D Max7.50Lg	13
25	55248	(000000-)	Cabletie Mount, Adhesive	3
26	57803	(000000-)	Breaker-Circuit, 15 Resetbl	1
27	57751	(000000-)	Boot-Circuit Breaker	1
28	34313	(000000-)	Sleeve, Hyd.Hose 1.75ld X 67.0	1

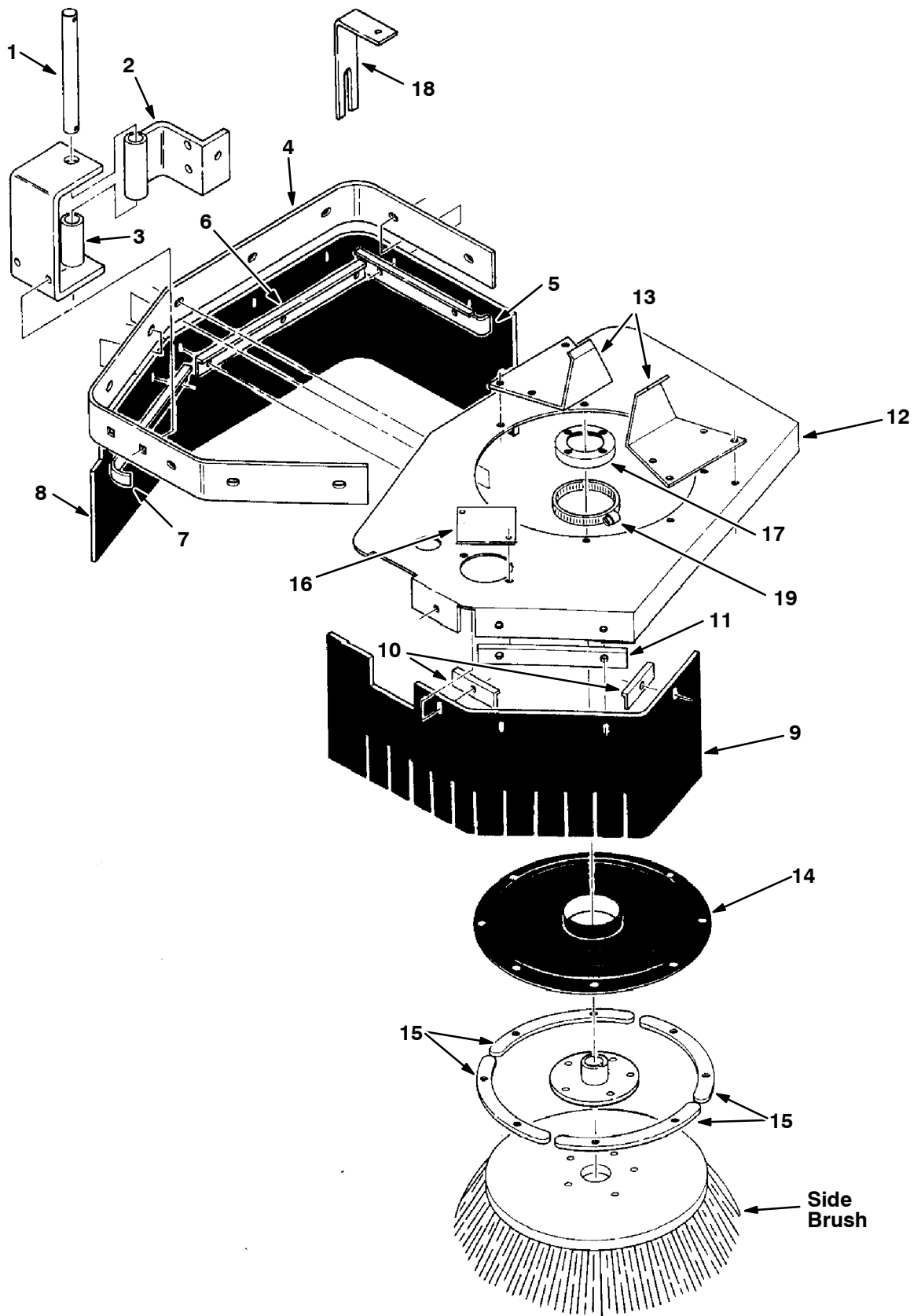


Fig. 33 - Side Brush Dust Control Cover Assembly

Fig. 33 - Side Brush Dust Control Cover Assembly

Key	TENNANT Part No.	Machine Serial Number	Description	Qty.
1	51935	(000000-)	Pin,Special	1
2	51901	(000000-)	Bracket Weldm.,Pivot	1
	36170	(000000-)	Cover Assy, Sbdc	1
3	51908	(000000-)	Bracket Weldm.,Bumper	1
4	51899	(000000-)	Bumper	1
5	52216	(000000-)	Retainer	1
6	52219	(000000-)	Retainer	1
7	52218	(000000-)	Retainer	1
8	51932	(000000-)	Skirt,Brush,Side	1
9	51933	(000000-)	Skirt,Brush,Front	1
10	52215	(000000-)	Retainer	2
11	52217	(000000-)	Retainer	1
12	51898	(000000-)	Shroud,Side Br.	1
13	51989	(000000-)	Plate,Push	2
14	51900	(000000-)	Cover,Expansion	1
15	51909	(000000-)	Ring Segment Weld.	4
16	35451	(000000-)	Plate, Side Brush	1
17	52349	(000000-)	Tube Weld,Expa.Cov.Collar	1
18	34066	(000000-)	Stop Side Brush Sbdc	1
19	23498	(000000-)	Clamp-Wormdrive, 3.56- 4.50D	1

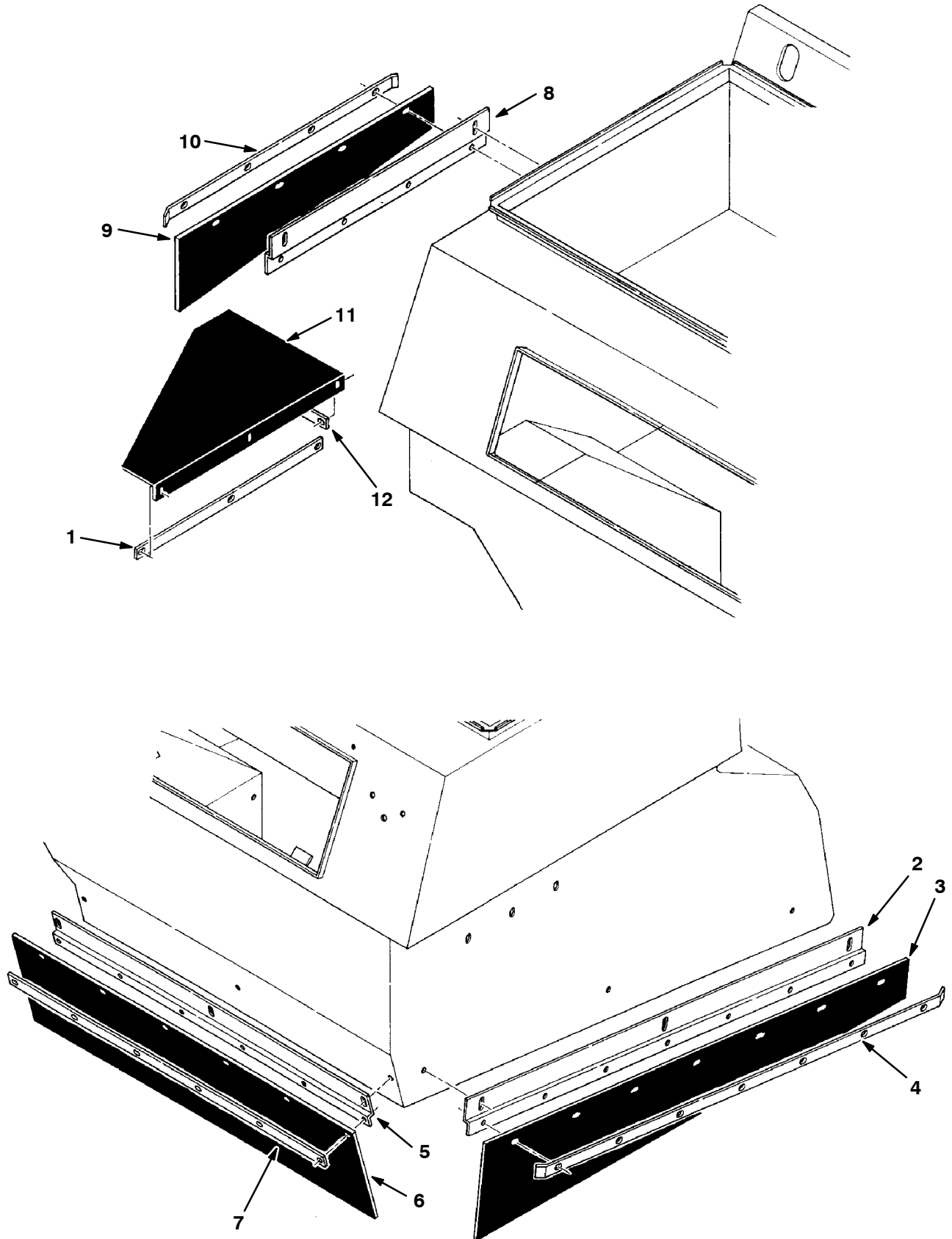


Fig. 34 - Side Brush Dust Control Skirts Group, Low Dump

Fig. 34 - Side Brush Dust Control Skirts Group, Low Dump

Key	TENNANT Part No.	Machine Serial Number	Description	Qty.
1	51922	(000000-)	Strip,.12T1.0W20.5L 3/. S3.8C	1
2	52232	(000000-)	Panel Weldm.,Mounting,Skirt,Lh	1
3	51920	(000000-)	Skirt,.12T Angle 48.00L 7/.28S	1
4	52233	(000000-)	Retainer,L.H	1
5	52230	(000000-)	Panel Weldm.,Mounting,Skirt,Fr	1
6	51931	(000000-)	Skirt,.06T10.00W 39.00L 6/.28S	1
7	51923	(000000-)	Strip,.12T1.0W36.0L 6/. S7.0C	1
8	52228	(000000-)	Panel Weldm.,Mounting,Skirt,Rh	1
9	51919	(000000-)	Skirt,.12T Angle 28.00L 4/.28S	1
10	52234	(000000-)	Retainer,R.H	1
11	51914	(000000-)	Seal,Brush,Top	1
12	51930	(000000-)	Strip,.12T1.0W11.0L 3/. S5.0C	1

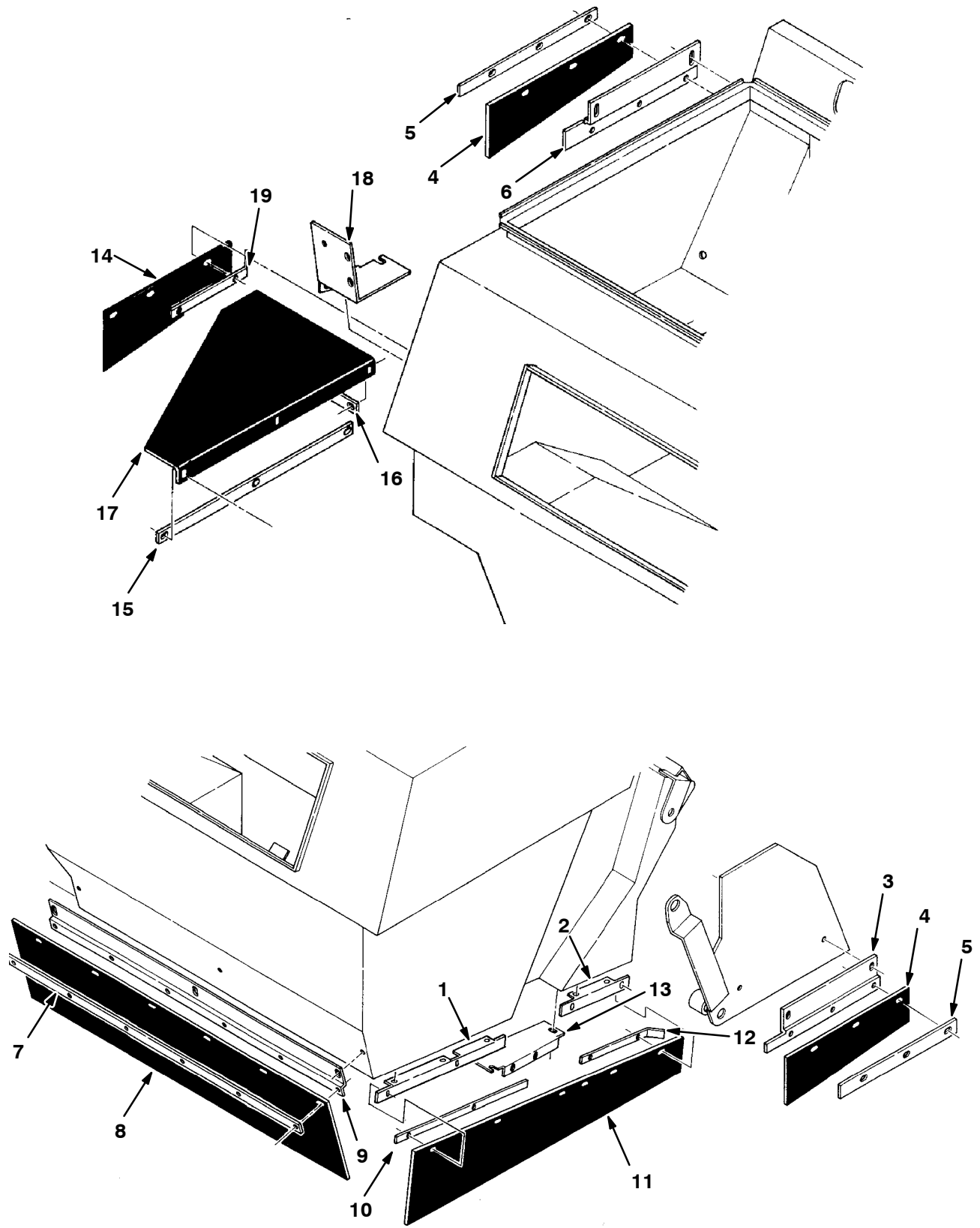


Fig. 35 - Side Brush Dust Control Skirts Group, Multi-Level Dump

Fig. 35 - Side Brush Dust Control Skirts Group, Multi-Level Dump

Key	TENNANT Part No.	Machine Serial Number	Description	Qty.
1	35450	(000000-)	Angle, Skirt Mount, Sbdc	1
2	35423	(000000-)	Angle, Skirt Mount	2
3	62115-1	(000000-)	Bracket Weldm.,Mount,Skirt,L.H	1
4	62116	(000000-)	Skirt,.12T Angle 15.00L 3/.31S	2
5	65077	(000000-)	Strip,.06T .8W14.5L 3/.31S5.0C	2
6	62114-1	(000000-)	Bracket Weldm.,Mount,Skirt,R.H	1
7	51923	(000000-)	Strip,.12T1.0W36.0L 6/. S7.0C	1
8	51931	(000000-)	Skirt,.06T10.00W 39.00L 6/.28S	1
9	52230	(000000-)	Panel Weldm.,Mounting,Skirt,Fr	1
10	62110-1	(000000-)	Strip Weldment	1
11	62108	(000000-)	Skirt,.12T Angle 33.5 L 6/.31S	1
12	62579-1	(000000-)	Retainer Weldm.,	1
13	62576B	(000000-)	Cap, Pocket,L.H	1
14	62107	(000000-)	Skirt,.12T Angle 13.5 L 3/.31S	1
15	51922	(000000-)	Strip,.12T1.0W20.5L 3/. S3.8C	1
16	51930	(000000-)	Strip,.12T1.0W11.0L 3/. S5.0C	1
17	51914	(000000-)	Seal,Brush,Top	1
18	62577B-1	(000000-)	Cap Weldm, Pocket,R.H	1
19	62579-1	(000000-)	Retainer Weldm.,	1

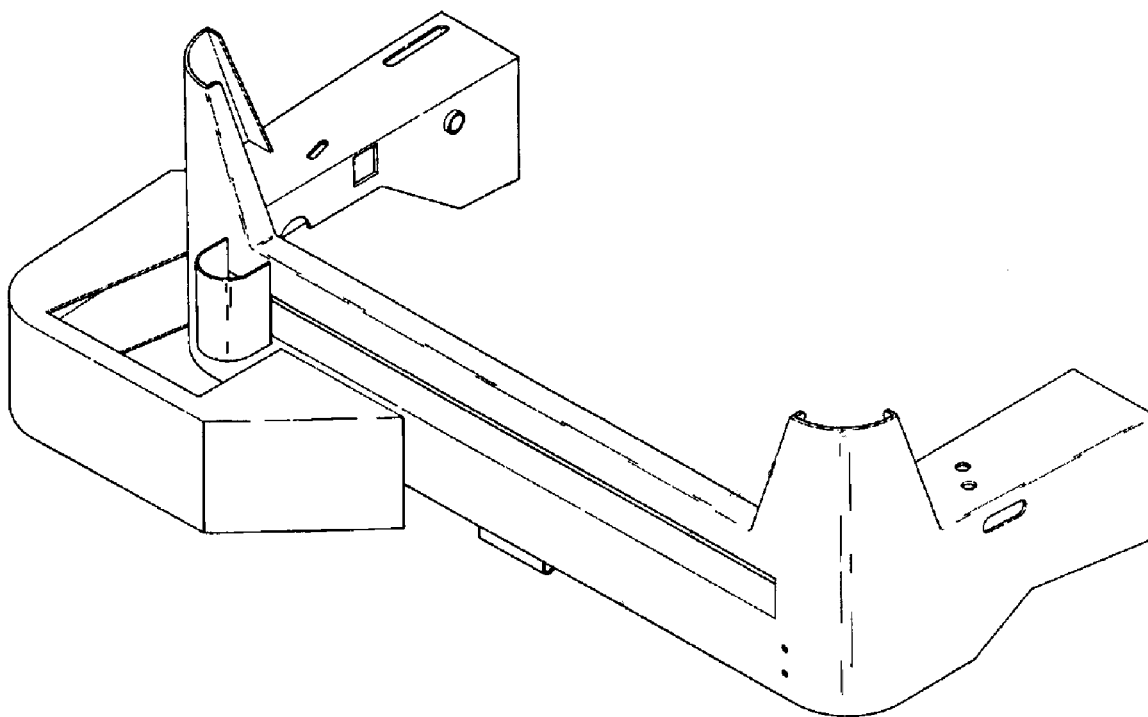
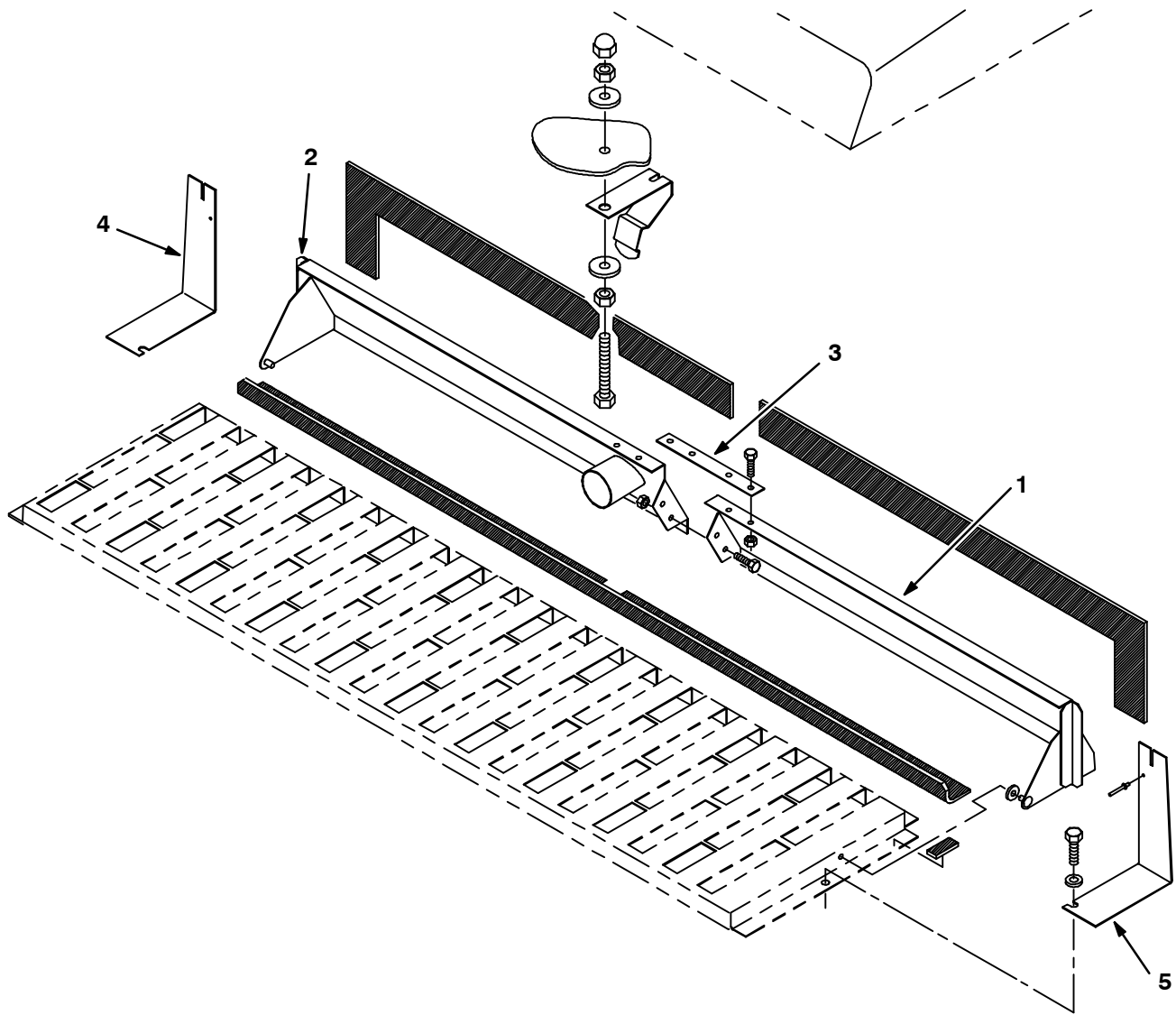


Fig. 36 - Side Brush Dust Control Bumber Group, SE

06546

Key	TENNANT Part No.	Machine Serial Number	Description	Qty.
1	35772	(000000-)	Bumber	1



06662

Fig. 37 - Metalize Vacuum Wand Door Group

Key	TENNANT Part No.	Machine Serial Number	Description	Qty.
1	35850	(000000-)	Door Wldt,Vac Wand Lh,Metalize	1
2	35856	(000000-)	Door Wldt,Vac Wand Rh,Metalize	1
3	35857	(000000-)	Strip, Joining, Metalized	1
4	35858	(000000-)	Angle, Vac Wand Rh, Metalized	1
5	35862	(000000-)	Angle, Vac Wand Lh, Metalized	1

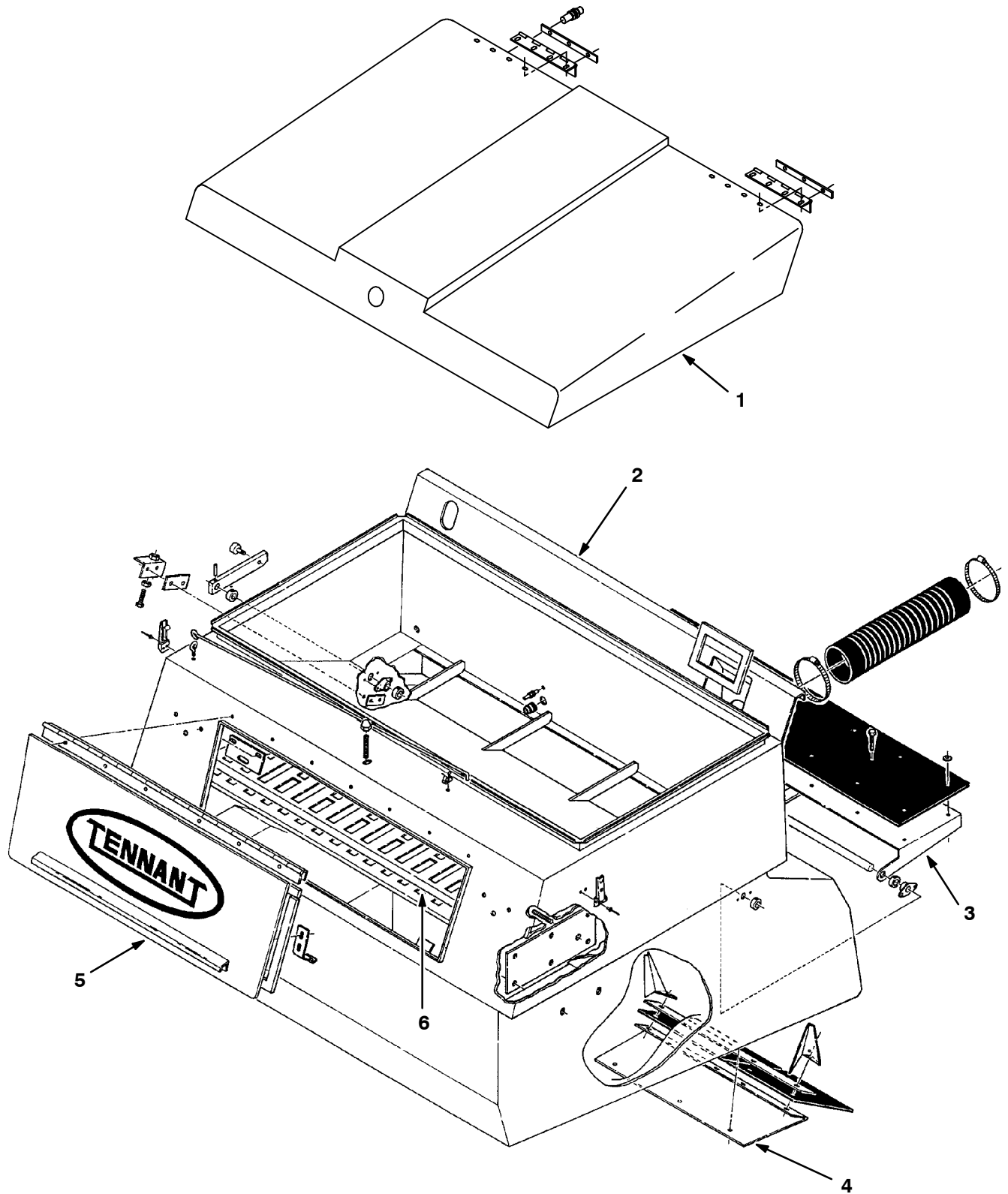


Fig. 38 - Metalize Hopper Group, Low Dump

Fig. 38 - Metalize Hopper Group, Low Dump

Key	TENNANT Part No.	Machine Serial Number	Description	Qty.
1	35827	(000000-)	Cover Wldt, Metalized	1
2	35814	(000000-)	Hopper Wldt, Lo-D, Metalized	1
3	35826	(000000-)	Door Wldt, Dust Dump, Metalize	1
4	35824	(000000-)	Plate, Wear, Metalized	1
5	35830	(000000-)	Door Wldt, Hopper Metalized	1
6	35864	(000000-)	Panel,Permafilter Uppr Metaliz	1

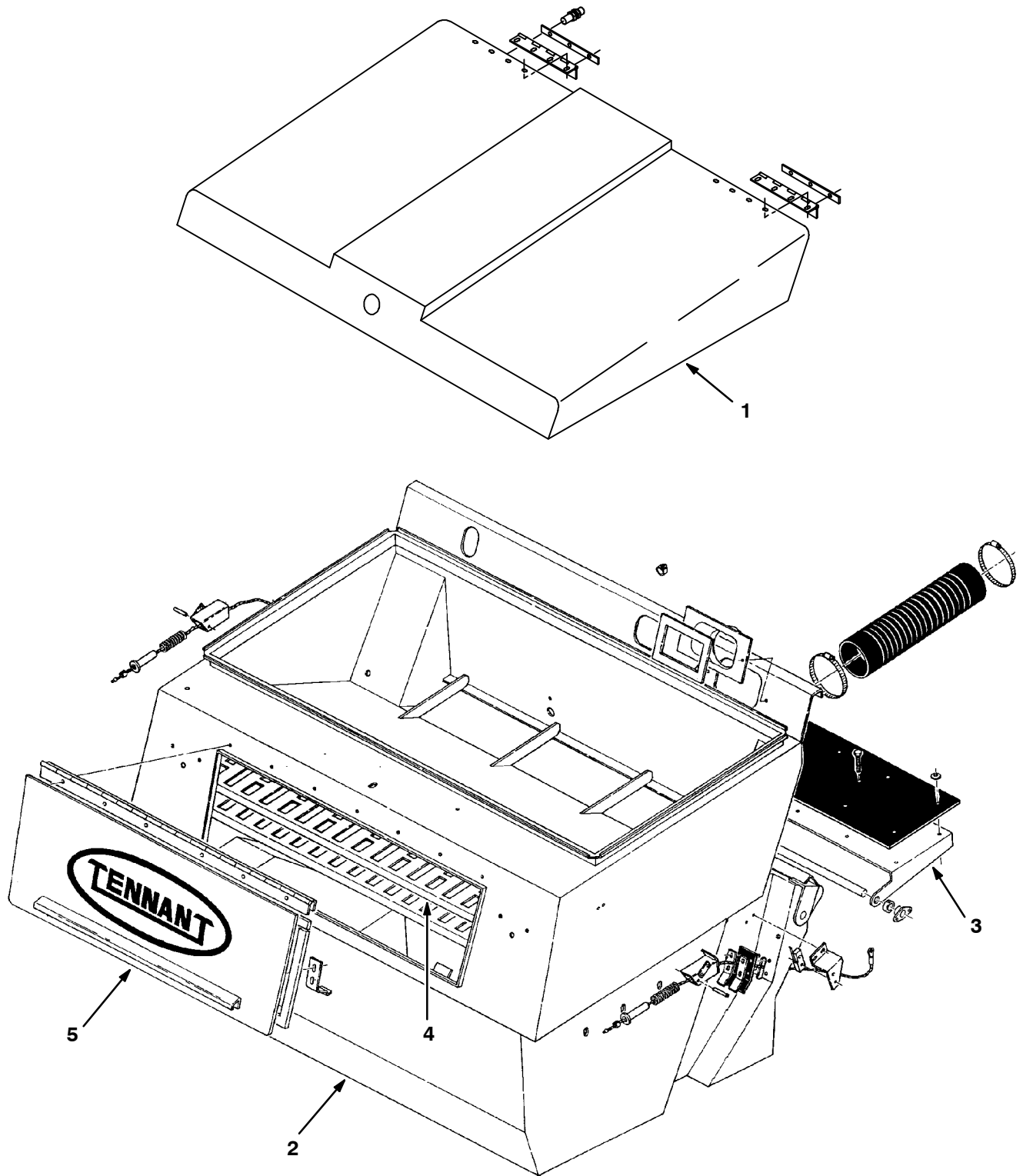


Fig. 39 - Metalize Hopper Group, Multi-Level Dump

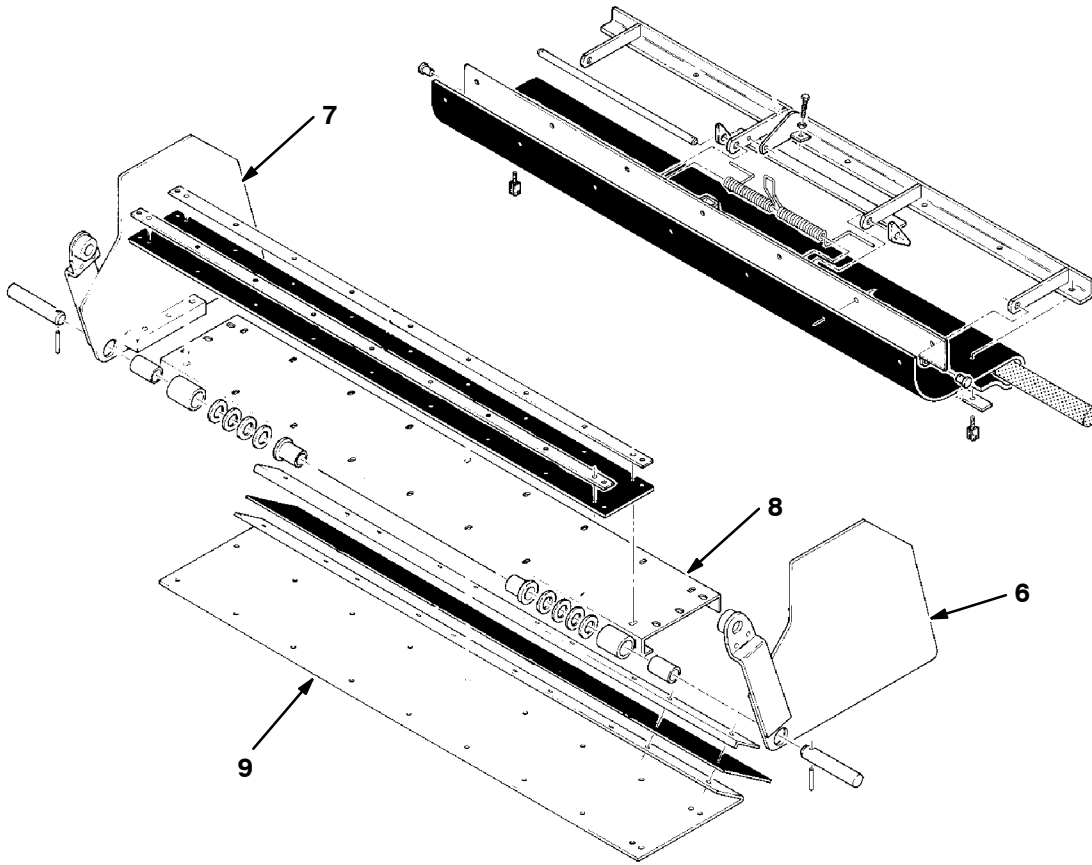


Fig. 39 - Metalize Hopper Group, Multi-Level Dump

06661

Key	TENNANT Part No.	Machine Serial Number	Description	Qty.
1	35827	(000000-)	Cover Wldt, Metalized	1
2	35815	(000000-)	Hopper Wldt, MI-D, Metalized	1
3	35826	(000000-)	Door Wldt, Dust Dump, Metalize	1
4	35864	(000000-)	Panel,Permafilter Upr Metaliz	1
5	35830	(000000-)	Door Wldt, Hopper Metalized	1
6	35832	(000000-)	Door Wldt,Hopper Side,Metalize	1
7	35847	(000000-)	Door Wldt,Hopper Side,Metalize	1
8	35848	(000000-)	Door Wldt, Lower, Metalized	1
9	35849	(000000-)	Plate, Wear, Metalized	1

CONTENTS

	Page
ORDERING REPAIR PARTS	8-3
Fig. 1 - Hydraulic Pump Breakdown, 35730	8-4
Fig. 2 - Accessories Pump Breakdown, 35490	8-6
Fig. 3 - Motor Breakdown, 75025	8-7
Fig. 4 - Hydraulic Motor Breakdown, 27800	8-8
Fig. 5 - Hydraulic Motor Breakdown, 19349	8-9
Fig. 6 - Hydraulic Solenoid Valve Breakdown, 35491	8-10
Fig. 7 - Hydraulic Solenoid Valve Breakdown, 35492	8-11
Fig. 8 - Motor Breakdown, 77101	8-12
Fig. 9 - Cylinder Breakdown, 04443	8-13
Fig. 10 - Cylinder Breakdown, 34326	8-14
Fig. 11 - Cylinder Breakdown, 34327	8-15

*NOTE: SECTION 8, HYDRAULIC COMPONENTS,
lists repair parts for repairable hydraulic components.*


ORDERING REPAIR PARTS

The components used in this machine have been carefully selected for performance and safety. Use only TENNANT specified or equivalent parts.

To receive prompt service in filling of your parts orders, please direct all orders for parts with TENNANT part numbers to the TENNANT, and all orders for parts with vendor part numbers to the local supplier of the respective vendor.

When ordering parts, please furnish all of the following information:

1. Machine model number - shown on the machine data plate.



2. Machine serial number - shown on the machine data plate.
3. Power source - gasoline, LPG, diesel, electric.
4. Company name.
5. Shipping address.
6. Billing address.
7. Name, first and last - of person ordering parts.
8. Telephone number.
9. Purchase order number.
10. Part number, description, and quantity - of each item on the order.
11. Customer ID Number.

Do not order parts by key number or the figure number of the illustrated parts. Indented items indicate parts of assemblies. Standard hardware is furnished only when part of a purchased assembly. Please get hardware from a local hardware supplier.

If the old part cannot be identified, send it to us with the quantity needed specified on the order.

Any claim for loss or damage to a shipment in transit should be filed promptly against the transportation company making the delivery. Shipments will be complete unless the packing list or order acknowledgement indicate items back ordered.

If parts received are suspected to be incorrect or defective, please write, wire, or phone the TENNANT representative from whom you ordered the part. They will give authorization for return and/or handle replacement shipments when required.

SERIAL NUMBER INFORMATION EXPLANATION

Serial number listings are shown to indicate on which machines each part can be used. These listings are explained by the following examples:

(000000—) The part can be used on all machines.

(003342—) The part can be used on all machines beginning with the serial number listed.

(000000—004320) The part can be used on all machines up to and including serial number listed.

(004321—005678) The part can be used on all machines between and including the serial numbers listed.

Where xxxxxx's are listed in place of a serial number, it indicates a change was made but the exact serial number had not been established when the catalog went to press.

SI UNITS OF MEASURE (INTERNATIONAL SYSTEM)

Metric equivalents have been included, where applicable, throughout this parts catalog.

FASTENER STRENGTH IDENTIFICATION

Fasteners required to have high—strength qualities equivalent to SAE Grade 8 are identified throughout this catalog by the description GR 8. Unless identified by this description, all standard fasteners are SAE Grade 5.

(Specifications and design subject to change without notice.)

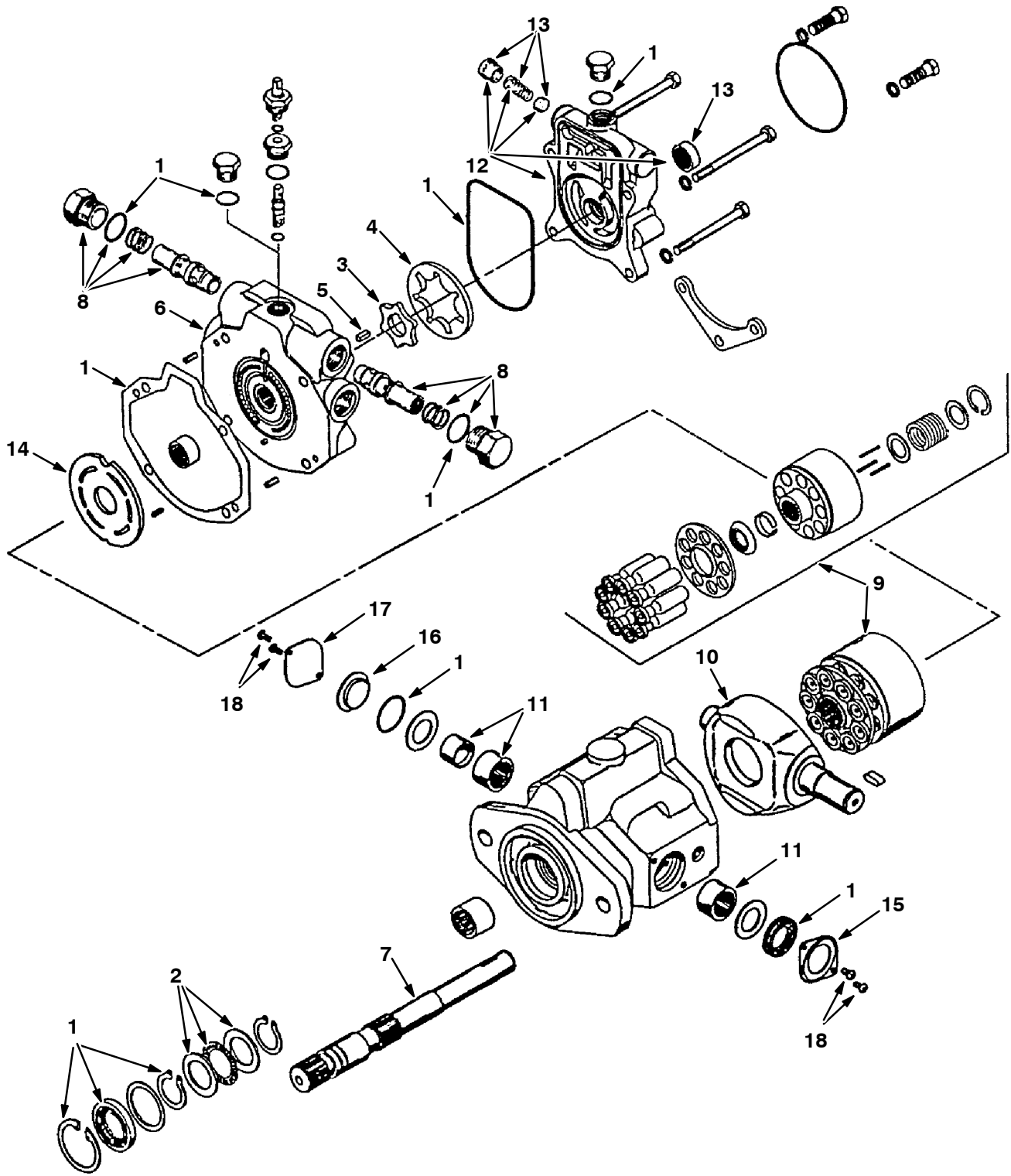


Fig. 1 - Hydraulic Pump Breakdown, 35730

Fig. 1 -- Hydraulic Pump Breakdown, 35730

Key	TENNANT Part No.	Manufacturer Serial Number	Description	Qty.
	35730	(000000-)	Pump, Hyd Piston	1
1	61881	(000000-)	Seal Kit En	1
2	37467	(000000-)	Brg.Repair Kit Ce	1
3	61877	(000000-)	Inner Gerotor En	1
4	61878	(000000-)	Outer Gerotor En	1
5	61879	(000000-)	Key En	1
6	61880	(000000-)	Backplate En	1
7	34094	(000000-)	Drive Shaft Ce	1
8	34160	(000000-)	Relief Valve Ce	1
9	61882	(000000-)	Rotating Kit En	1
10	61883	(000000-)	Cam Plate En	1
11	34097	(000000-)	Bearing & Inner Race	2
12	61876	(000000-)	Chg.Pmp.Adaptor En	1
13	55936	(000000-)	Valve Kit, Relief, Chrg Pump	1
14	61886	(000000-)	Valve Plate En	1
15	61888	(000000-)	Cover Seal En	1
16	61889	(000000-)	O-Ring Cover En	1
17	61890	(000000-)	Trunion Cover En	1
18	61891	(000000-)	Screws En	4

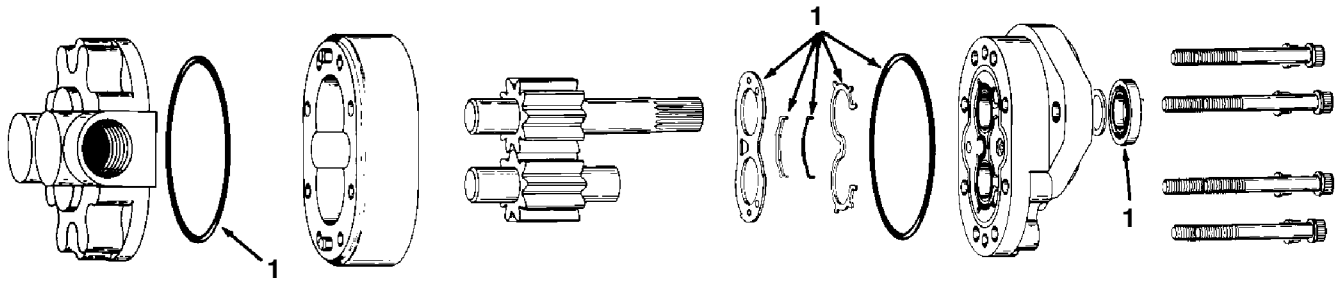


Fig. 2 - Accessories Pump Breakdown, 35490

06762

Key	TENNANT Part No.	Manufacturer Serial Number	Description	Qty.
1	35490 57064	(000000-) (000000-)	Pump-Hyd, Gear Ex 1.37 2500 Seal Kit,Pump Ce	1 1

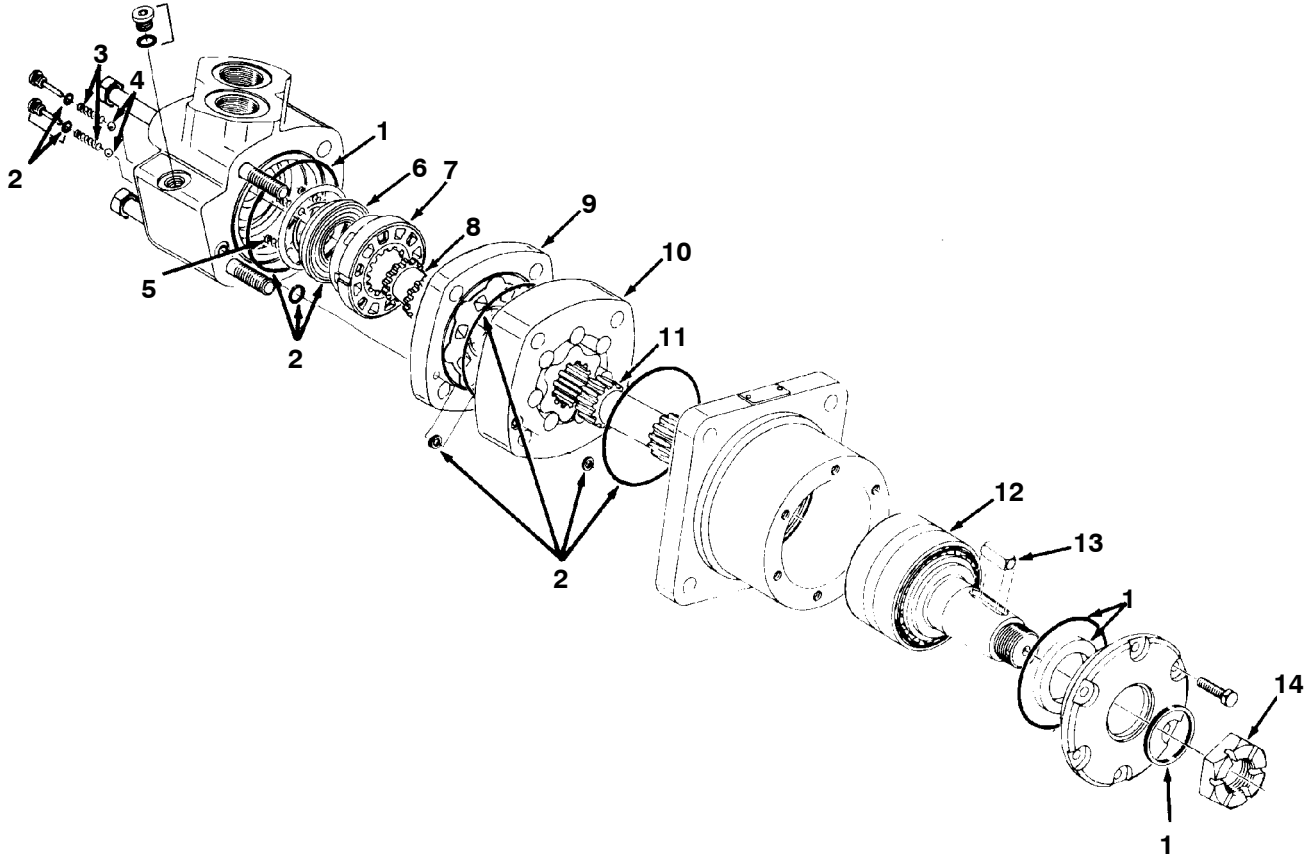


Fig. 3 - Motor Breakdown, 75025

01655

Key	TENNANT Part No.	Manufacturer Serial Number	Description	Qty.
	75025	(000000-)	Motor, Propelling	1
1	SK1547	(000000-)	Seal Kit, Shaft	1
2	SK1614	(000000-)	Seal Kit, Overhaul	1
3	34179	(000000-)	Spring	2
4	37766	(000000-)	Ball, Steel	3
5	34178	(000000-)	Spring	3
6	37723	(000000-)	Plate, Balance	1
7	34185	(000000-)	Valve	1
8	34183	(000000-)	Drive, Valve	1
9	34184	(000000-)	Plate, Valve	1
10	34182	(000000-)	Gerotor	1
11	34181	(000000-)	Drive	1
12	34180	(000000-)	Shaft and Bearing Kit	1
13	45623	(000000-)	Key	1
14	45622	(000000-)	Nut	1

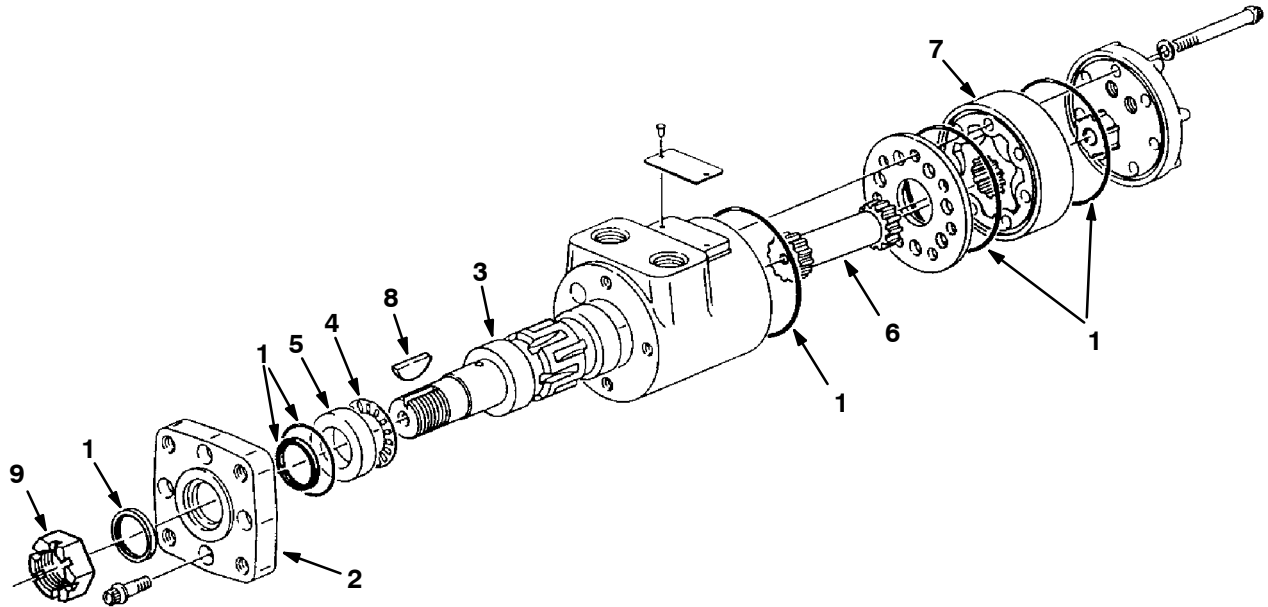


Fig. 4 - Hydraulic Motor Breakdown, 27800

05347

Key	TENNANT Part No.	Manufacturer Serial Number	Description	Qty
1	27800	(000000-)	Motor, Hydraulic	1
1	28835	(000000-)	Seal Kit	1
2	31354	(000000-)	Flange, Mounting	1
	31374	(000000-)	Output Shaft Assembly	1
3	31375	(000000-)	Shaft, Output	1
4	45628	(000000-)	Bearing	1
5	16695	(000000-)	Race, Thrust	1
6	31380	(000000-)	Drive	1
7	31383	(000000-)	Gerotor Set	1
8	00500-15	(000000-)	Key, Woodruff	1
9	39527	(000000-)	Nut, slotted Hex	1

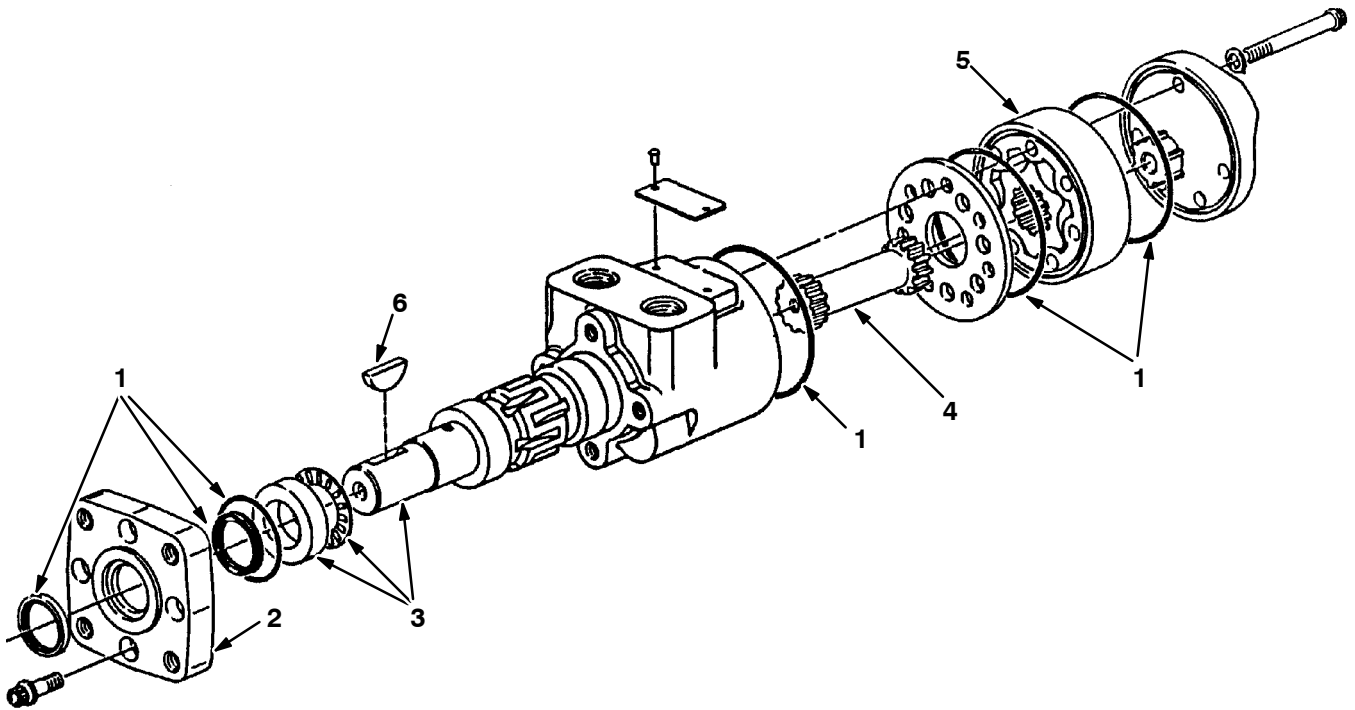


Fig. 5 - Hydraulic Motor Breakdown, 19349

05188

Key	TENNANT Part No.	Manufacturer Serial Number	Description	Qty.
	19349	(000000-)	Motor, Hydraulic	1
1	28835	(000000-)	Seal, Kit	1
2	31354	(000000-)	Flange, Mounting	1
3	28853	(000000-)	Shaft Assembly, Output	1
4	34172	(000000-)	Drive	1
5	57542	(000000-)	Geroter Set	1
6	00500-15	(000000-)	Key, Woodruff	1

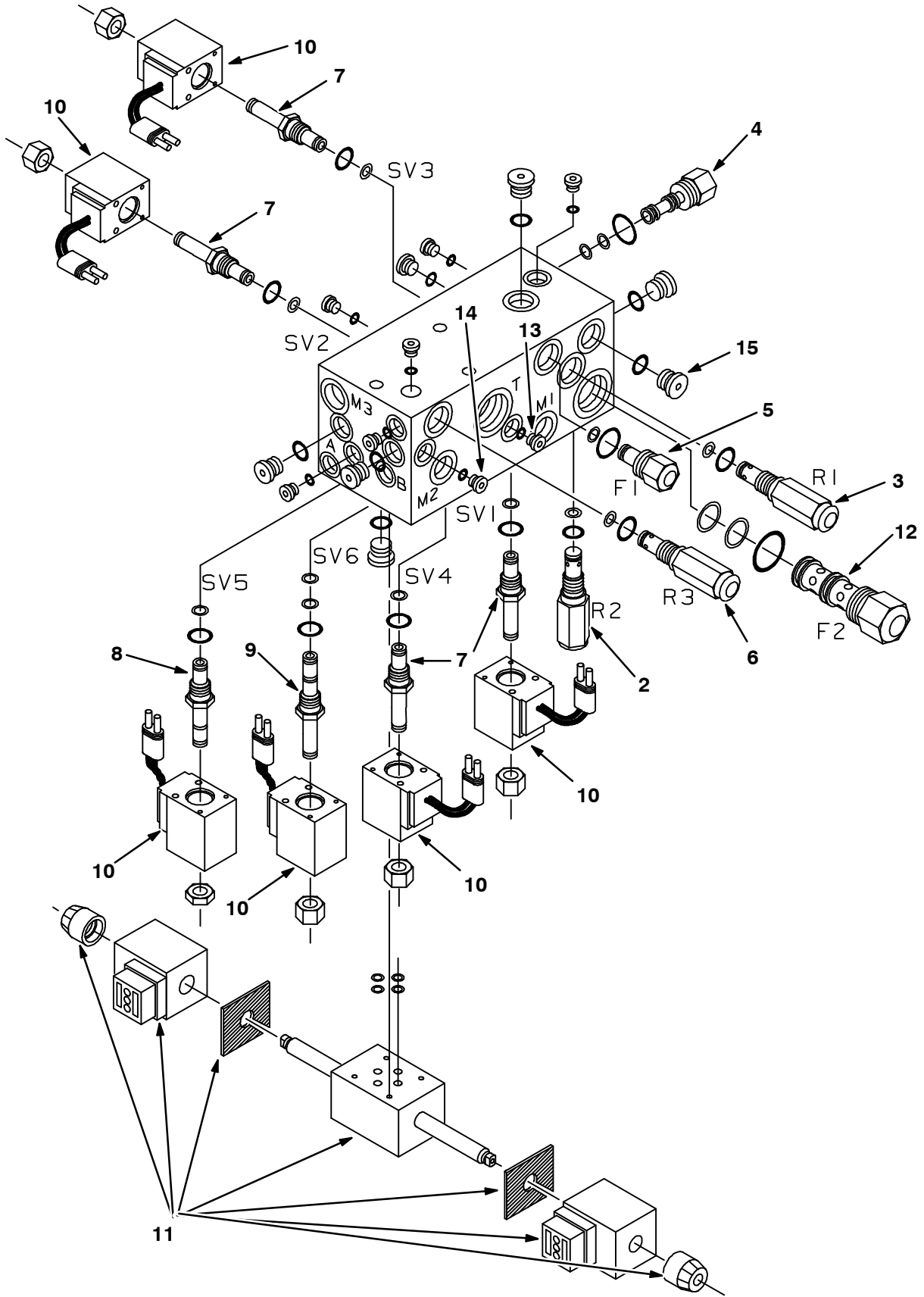


Fig. 6 - Hydraulic Solenoid Valve Breakdown, 35491

Fig. 6 - Hydraulic Solenoid Valve Breakdown, 35491

Key	TENNANT Part No.	Manufacturer Serial Number	Description	Qty.
1	35491	(000000-)	Valve-Hyd, Solenoid	1
	13893	(000000-)	Seal Kit-Comp (Repairs one of each component)	1
2	13891	(000000-)	Seal Kit-Prtl (Repaires all component)	1
	35495	(000000-)	Cart,Difrel.Cp	1
3	35496	(000000-)	Cart,Po Rel.Cp	1
4	35050	(000000-)	Logic Valve Cp	1
5	13894	(000000-)	Flow Control1 Cp	1
6	13899	(000000-)	Reliefvlv3&4 Cp	1
7	61927	(000000-)	Valve Cartrdg Cp	4
8	61928	(000000-)	Valve,Stem-4Way Cp	1
9	35497	(000000-)	Valve Stem N.O. Cp	1
10	35493	(000000-)	Coil Assy 12Vdc Cp	6
11	13909	(000000-)	Valve Assy Ph Cp	1
12	35494	(000000-)	Cart,Pri.Flowreg Cp	1
13	13902	(000000-)	Plug, Gage #2 Cp	7
14	13903	(000000-)	Plug, Gage #4 Cp	5
15	13904	(000000-)	Plug, Gage #6 Cp	5

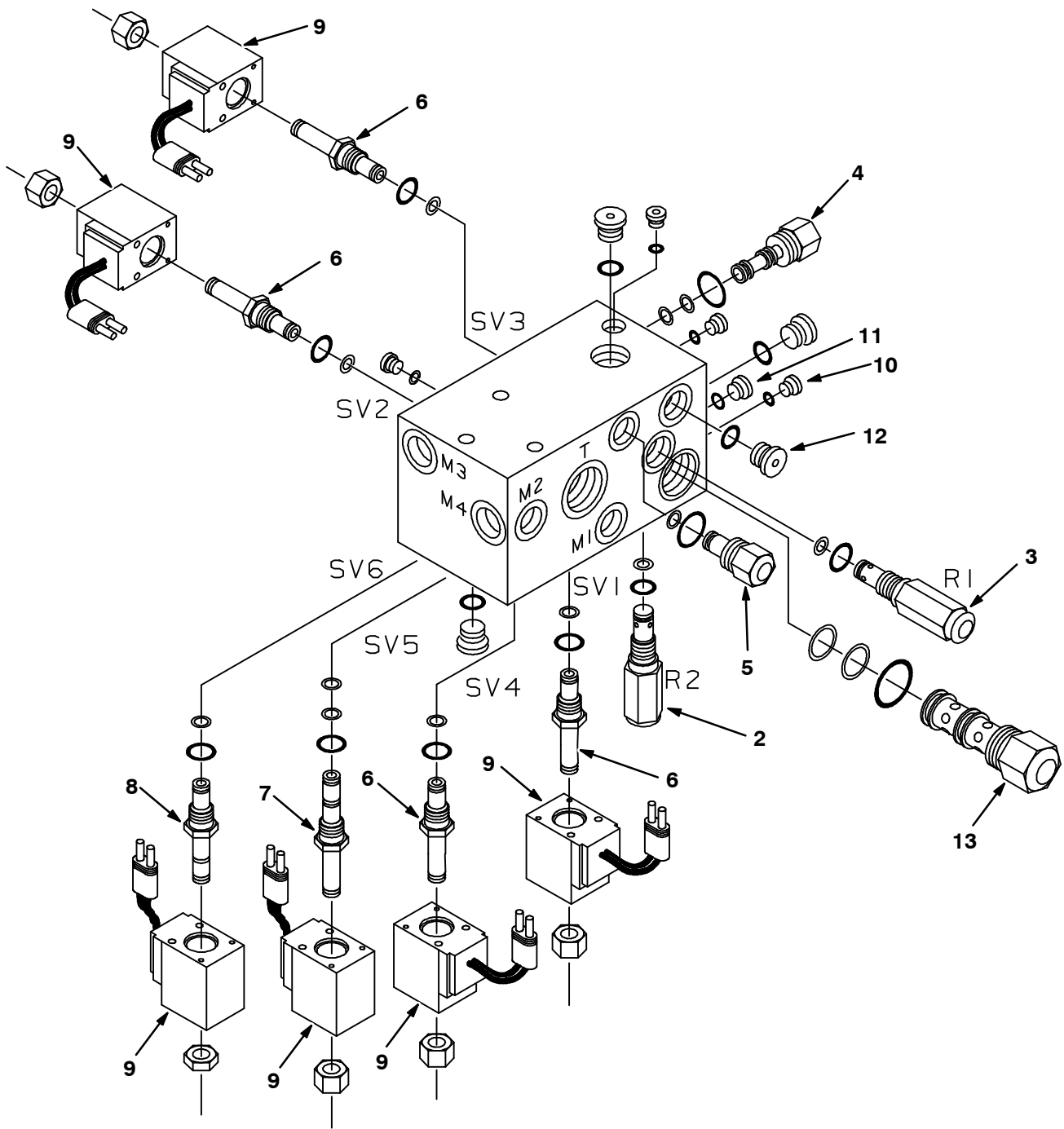


Fig. 7 - Hydraulic Solenoid Valve Breakdown, 35492

Fig. 7 - Hydraulic Solenoid Valve Breakdown, 35492

Key	TENNANT Part No.	Manufacturer Serial Number	Description	Qty.
1	35492	(000000-)	Valve Hyd, Solenoid	1
	13891	(000000-)	Seal Kit-Prtl (Repairs one of each component)	1
2	13893	(000000-)	Seal Kit-Comp (Repairs all components)	1
	35495	(000000-)	Cart,Difrel.Cp	1
3	35496	(000000-)	Cart,Po Rel.Cp	1
4	35050	(000000-)	Logic Valve Cp	1
5	13894	(000000-)	Flow Control1 Cp	1
6	61927	(000000-)	Valve Cartrdg Cp	4
7	61928	(000000-)	Valve,Stem-4Way Cp	1
8	35497	(000000-)	Valve Stem N.O. Cp	1
9	35493	(000000-)	Coil Assy 12Vdc Cp	6
10	13902	(000000-)	Plug, Gage #2 Cp	5
11	13903	(000000-)	Plug, Gage #4 Cp	1
12	13904	(000000-)	Plug, Gage #6 Cp	4
13	35494	(000000-)	Cart,Pri.Flowreg Cp	1

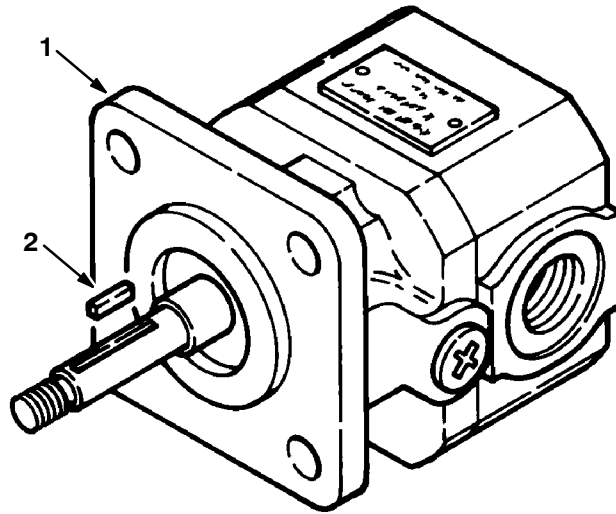


Fig. 8 - Motor Breakdown, 77101

02613

Key	TENNANT Part No.	Manufacturer Serial Number	Description	Qty.
1	77101	(000000-)	Motor, Hydraulic	1
	SK2561	(000000-)	Seal Kit	1
2	00966	(000000-)	Key, Square	1

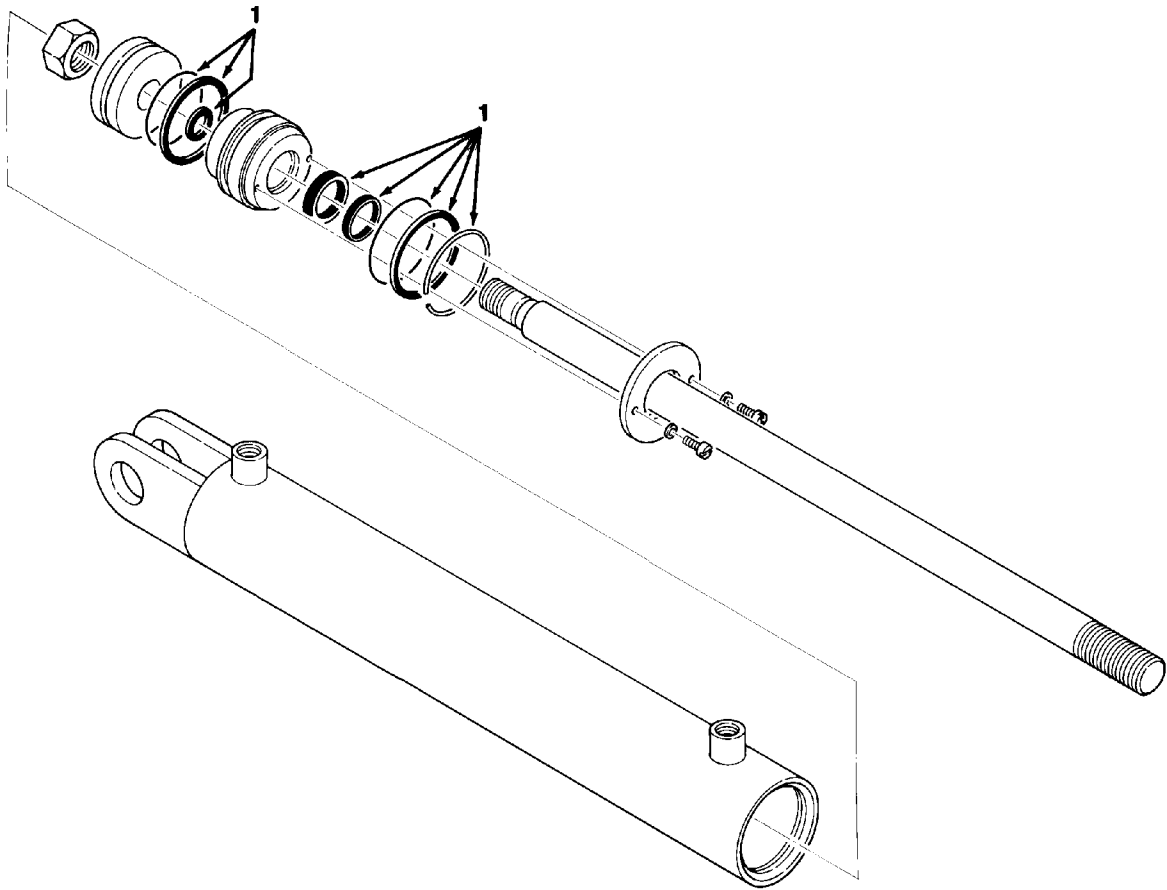
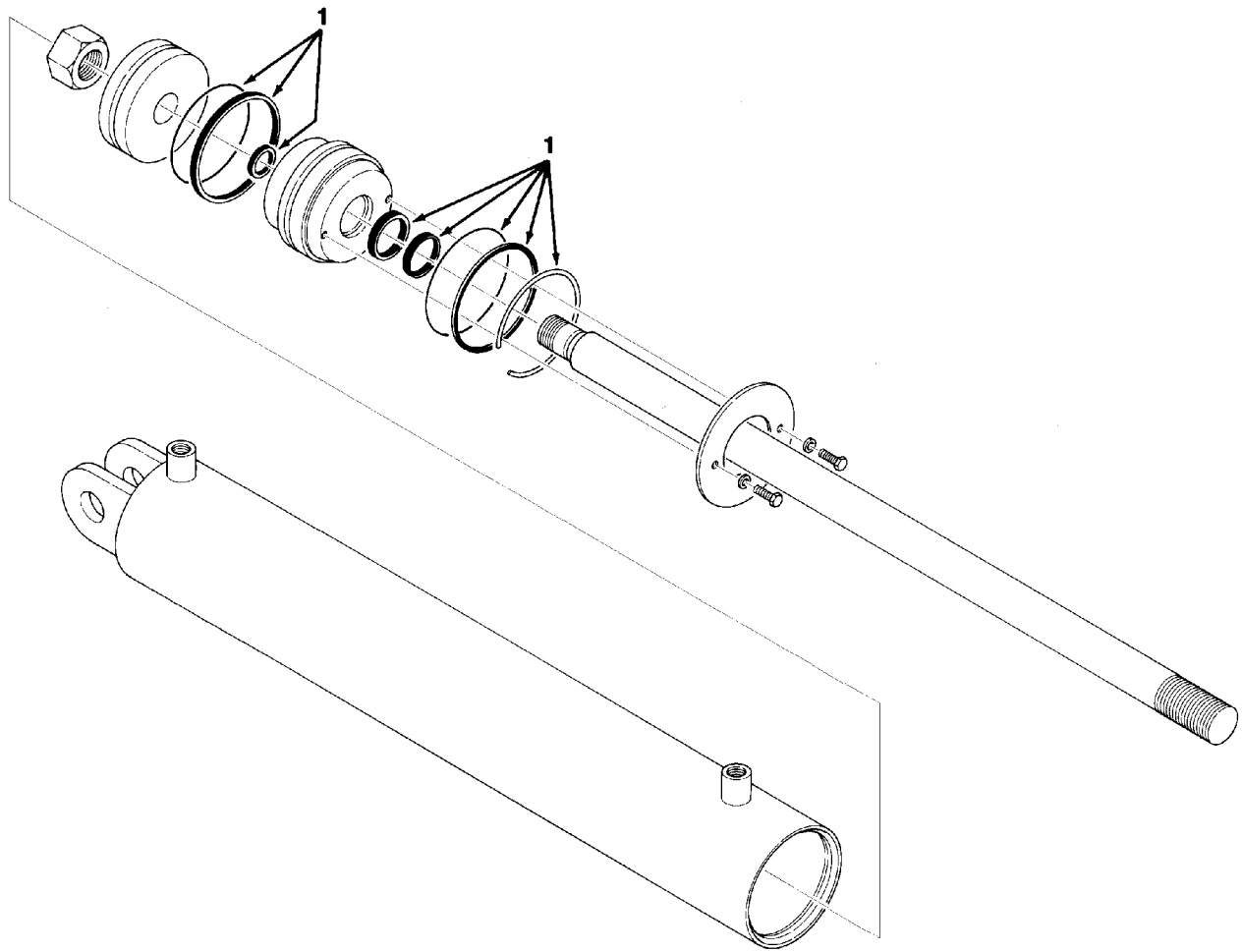


Fig. 9 - Cylinder Breakdown, 04443

02819

Key	TENNANT Part No.	Manufacturer Serial Number	Description	Qty.
1	04443	(000000-)	Cylinder, Hydraulic	1
	04477	(000000-)	Seal Kit	1



02820

Fig. 10 - Cylinder Breakdown, 34326

Key	TENNANT Part No.	Manufacturer Serial Number	Description	Qty.
1	34326	(000000-)	Cylinder, Hydraulic	1
	34779	(000000-)	Seal Kit	1

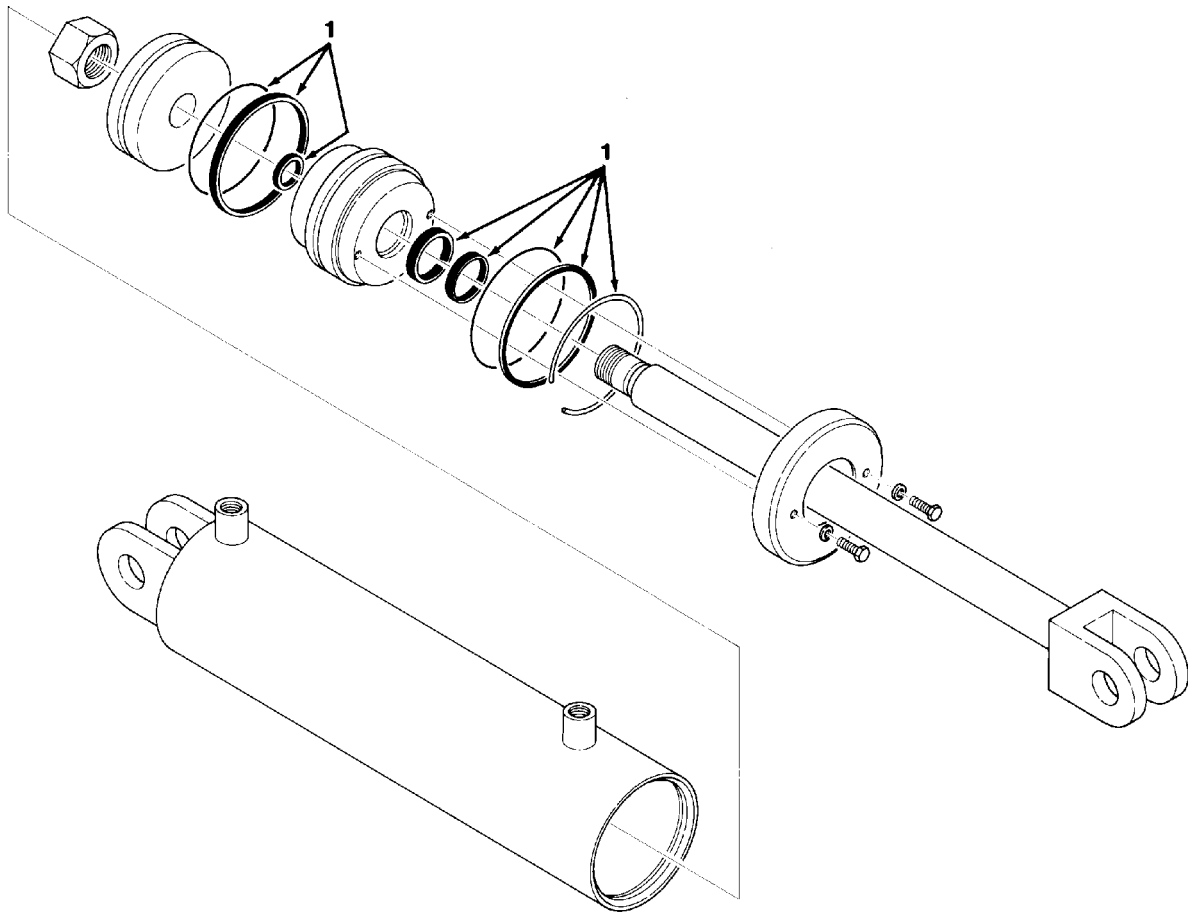


Fig. 11 - Cylinder Breakdown, 34327

02821

Key	TENNANT Part No.	Manufacturer Serial Number	Description	Qty.
1	34327	(000000-)	Cylinder, Hydraulic	1
	34781	(000000-)	Seal Kit	1

SECTION 9

CONTENTS

	Page
ORDERING REPAIR PARTS	9-3
Fig. 1 - Engine Block Group	9-4
Fig. 2 - Gaskets Group	9-6
Fig. 3 - Cylinder Head Group	9-8
Fig. 4 - Cylinder Front Cover Group	9-9
Fig. 5 - Oil Pan Group	9-10
Fig. 6 - Crankshaft, Flywheel Group	9-12
Fig. 7 - Manifolds Group	9-14
Fig. 8 - Camshaft, Sprocket Group	9-15
Fig. 9 - Valves, Rocker Arm Cover Group	9-16
Fig. 10 - Piston, Connecting Rod Group	9-18
Fig. 11 - Water Pump, Thermostat Group	9-20
Fig. 12 - Ignitions Group	9-21

NOTE: SECTION 9, ENGINE PARTS, lists repair parts for gasoline and LPG powered engines, TENNANT part number 61854.


ORDERING REPAIR PARTS

The components used in this machine have been carefully selected for performance and safety. Use only Tennant Company specified or equivalent parts.

To receive prompt service in filling of your parts orders, please direct all orders for parts with Tennant Company part numbers to the Tennant Company, and all orders for parts with vendor part numbers to the local supplier of the respective vendor.

When ordering parts, please furnish all of the following information:

1. Machine model number - shown on the machine data plate.



2. Machine serial number - shown on the machine data plate.
3. Power source - gasoline, LPG, diesel, electric.
4. Company name.
5. Shipping address.
6. Billing address.
7. Name, first and last - of person ordering parts.
8. Telephone number.
9. Purchase order number.
10. Part number, description, and quantity - of each item on the order.
11. Customer ID Number.

Do not order parts by key number or the figure number of the illustrated parts. Indented items indicate parts of assemblies. Standard hardware is furnished only when part of a purchased assembly. Please get hardware from a local hardware supplier.

If the old part cannot be identified, send it to us with the quantity needed specified on the order.

Any claim for loss or damage to a shipment in transit should be filed promptly against the transportation company making the delivery. Shipments will be complete unless the packing list or order acknowledgement indicate items back ordered.

If parts received are suspected to be incorrect or defective, please write, wire, or phone the Tennant Company representative from whom you ordered the part. They will give authorization for return and/or handle replacement shipments when required.

SERIAL NUMBER INFORMATION EXPLANATION

Serial number listings are shown to indicate on which machines each part can be used. These listings are explained by the following examples:

(000000-) The part can be used on all machines.

(003342-) The part can be used on all machines beginning with the serial number listed.

(000000-004320) The part can be used on all machines up to and including serial number listed.

(004321-005678) The part can be used on all machines between and including the serial numbers listed.

Where xxxxxx's are listed in place of a serial number, it indicates a change was made but the exact serial number had not been established when the catalog went to press.

SI UNITS OF MEASURE (INTERNATIONAL SYSTEM)

Metric equivalents have been included, where applicable, throughout this parts catalog.

FASTENER STRENGTH IDENTIFICATION

Fasteners required to have high-strength qualities equivalent to SAE Grade 8 are identified throughout this catalog by the description GR 8. Unless identified by this description, all standard fasteners are SAE Grade 5.

(Specifications and design subject to change without notice.)

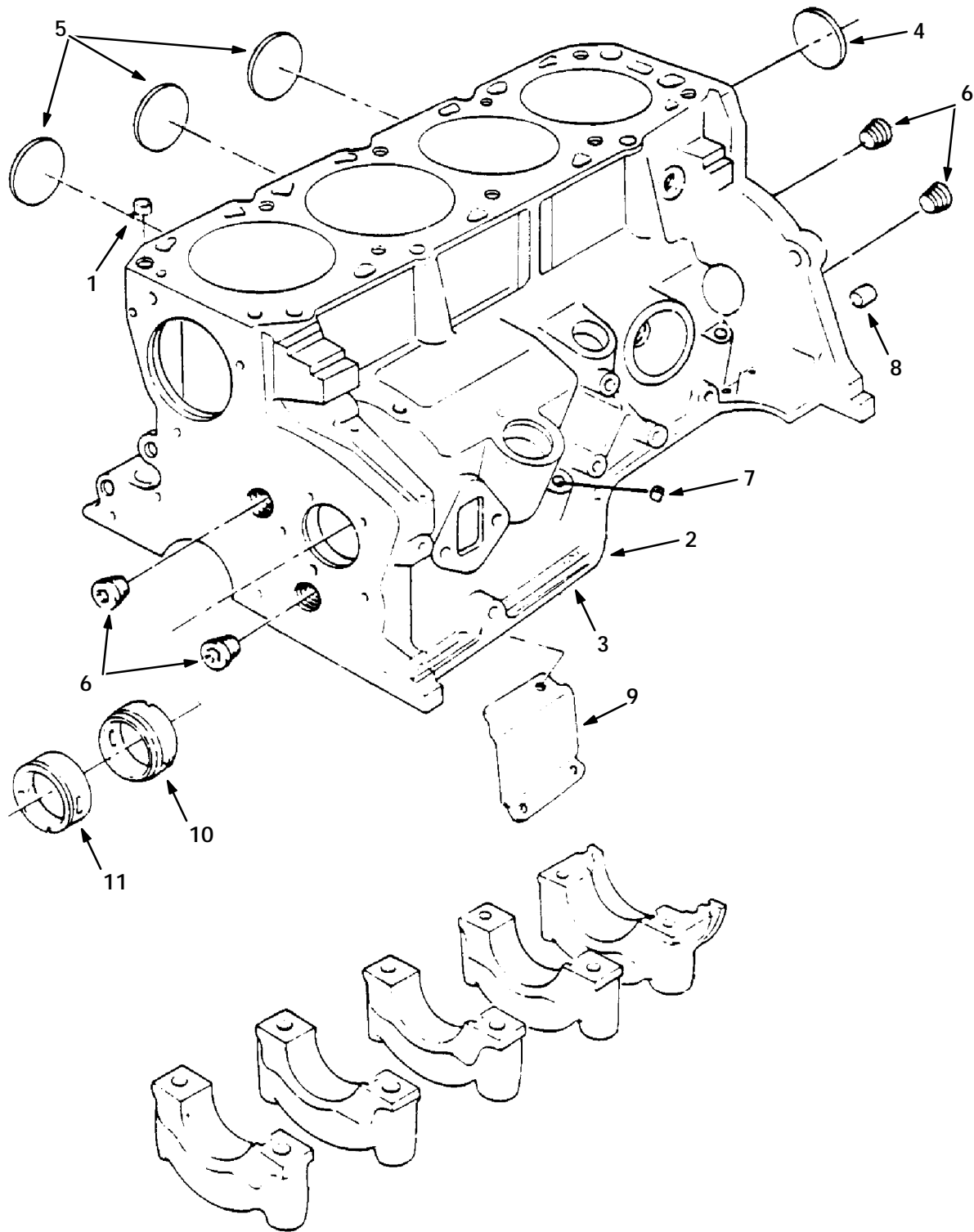


Fig. 1 - Engine Block Group

Fig. 1 - Engine Block Group

Key	TENNANT Part No.	Ford Part Number	Engine Serial Number	Description	Qty.
1		D4FZ-6A008-A	(000000-)	Dowel - Cylinder Head to Block	2
2		E9ZZ-6009-B	(000000-)	Cylinder Assy - W/1 Piece Pan Gasket	1
3	60802	E7SZ-6010-A	(000000-)	Block Assy - W/1 Piece Pan Gasket	1
4		C5AZ-6026-H	(000000-)	Plug - 0.060 O/S - Core Hole Rear Of Block	1
4		C5AZ-6026-J	(000000-)	Plug, Standard - 2.078 OD	1
5		C8AZ-6026-D	(000000-)	Plug - 0.060 O/S	AR
5		D7AZ-6026-A	(000000-)	Plug - 1.50 Cup	3
6		87837-S	(000000-)	Plug - 1/4 NPT	AR
6		87838-S101	(000000-)	Plug - 3/8 NPT	AR
7		352532-S	(000000-)	Plug - 3/8 Cup	AR
8		D7BZ-6397-A	(000000-)	Dowel - Flywheel Housing to Block	2
19		E5ZZ-6A630-A	(000000-)	Baffle - Cylinder Block Ventilation	1
10		D4FZ-6A738-A	(000000-)	Bearing - Rear - Standard	1
10		D4FZ-6A738-B	(000000-)	Bearing - Rear 0.015 U/S	AR
11		D4FZ-6A753-A	(000000-)	Bearing - Front - Standard	1
11		D4FZ-6A753-B	(000000-)	Bearing - Front 0.015 U/S	AR

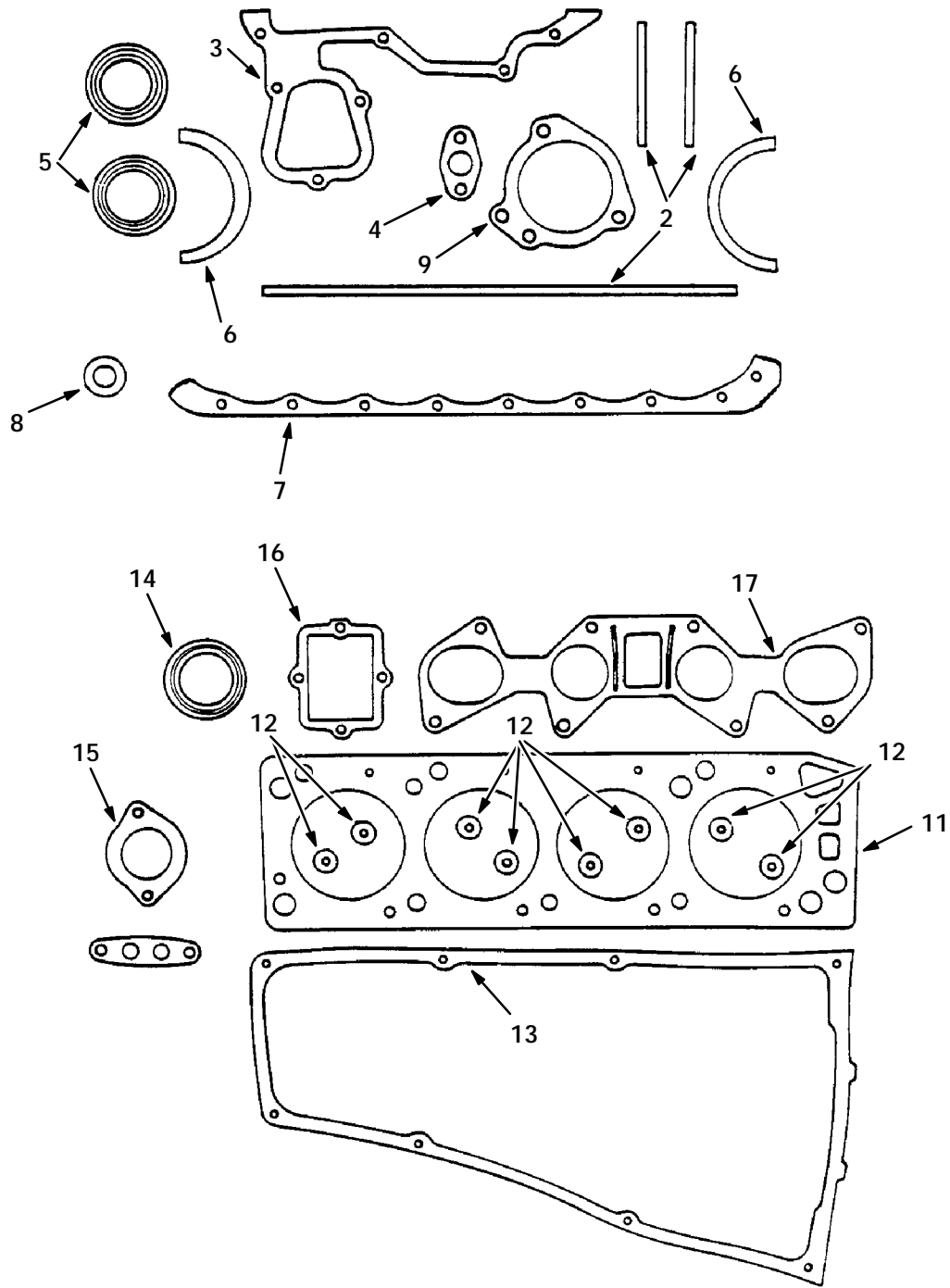


Fig. 2 - Gaskets Group

Fig. 2 - Gaskets Group

Key	TENNANT Part No.	Ford Part Number	Engine Serial Number	Description	Qty.
1	60807	E6ZZ-6E078-B	(000000-)	Gasket Kit, Lower	1
2		D42E-6E009-BB	(000000-)	Seal - Front Cover	2
2	60804	D4FZ-6020-A	(000000-)	Gasket - Outer	1
3	60803	D4FZ-6020-B	(000000-)	Gasket - Front Cover	1
4		D4FZ-6626-A	(000000-)	Gasket	1
5	60833	E8ZZ-6700-A	(000000-)	Seal - Front	2
6	60834	E5ZZ-6701-A	(000000-)	Seal - Rear - 1 Piece	1
7	60837	E6ZZ-6710-A	(000000-)	Gasket - Oil Pan - One Piece	1
8		EOFZ-6734-A	(000000-)	Gasket - Drain Plug	1
9		E7TZ-8507-B	(000000-)	Gasket - Water Pump	1
10	60808	E5ZZ-6079-E	(000000-)	Gasket Kit, Valve Grind	1
11		E5FZ-6051-A	(000000-)	Gasket	1
12		D4FZ-6571-A	(000000-)	Seal - Valve Stem - Standard	8
13		E2ZZ-6584-A	(000000-)	Gasket	1
14		D4FZ-6700-A	(000000-)	Seal	1
15		E4ZZ-8255-A	(000000-)	Gasket	1
16		D8FZ-9E436-A	(000000-)	Gasket - Intake Manifold Cover	1
17		D4FZ-9441-A	(000000-)	Gasket - Intake Manifold	1
17		E59Z-9439-A	(000000-)	Gasket - Intake Manifold	1

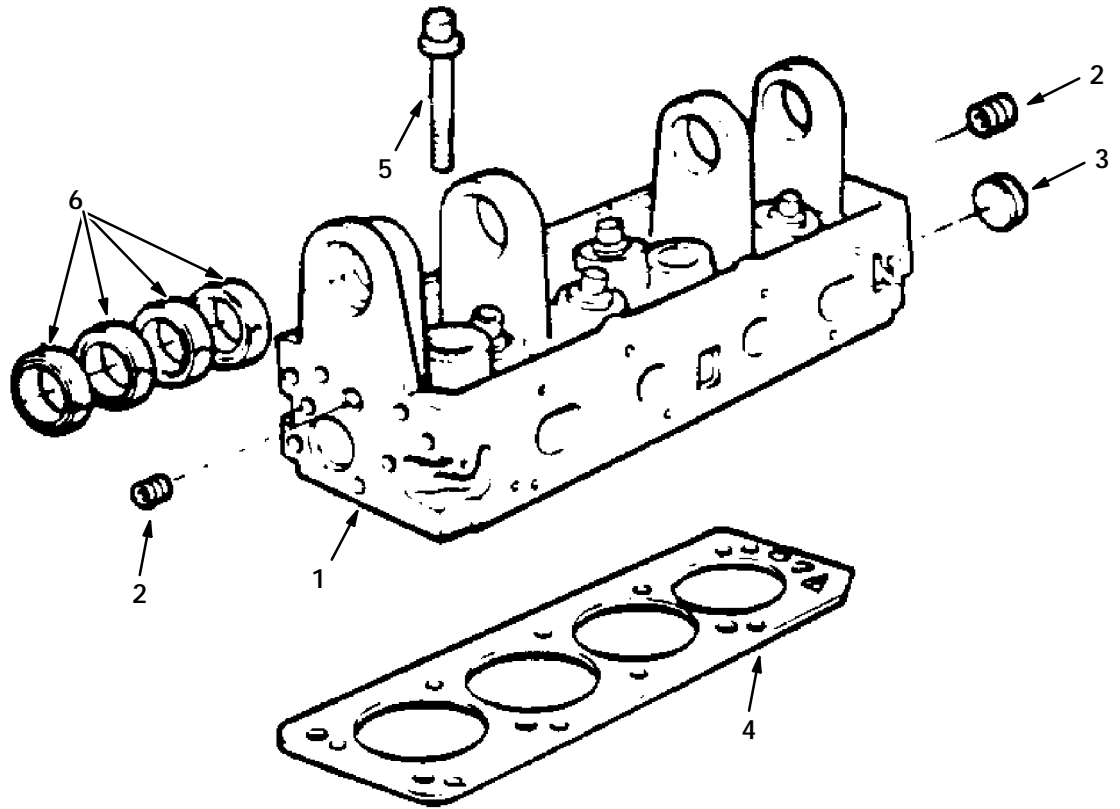


Fig. 3 - Cylinder Head Group

06832

Key	TENNANT Part No.	Ford Part Number	Engine Serial Number	Description	Qty.
1	60805	E7JE-6049-DA	(000000-)	Head - W/out Valves - W/Valve Seat Inserts	1
2		87837-S	(000000-)	Plug - 1/4 NPT	2
3		D7AZ-6026-A	(000000-)	Plug - 1.50 Cup	1
4	60806	E8ZZ-6051-A	(000000-)	Gasket - Cylinder Head	1
5		D4FZ-6065-A	(000000-)	Bolt - M12 - 1.75 x 100	10
6		D4FZ-6261-B	(000000-)	Bearing Camshaft - .016 U/S	AR
6		D4FZ-6261-C	(000000-)	Bearing Camshaft - Standard	4

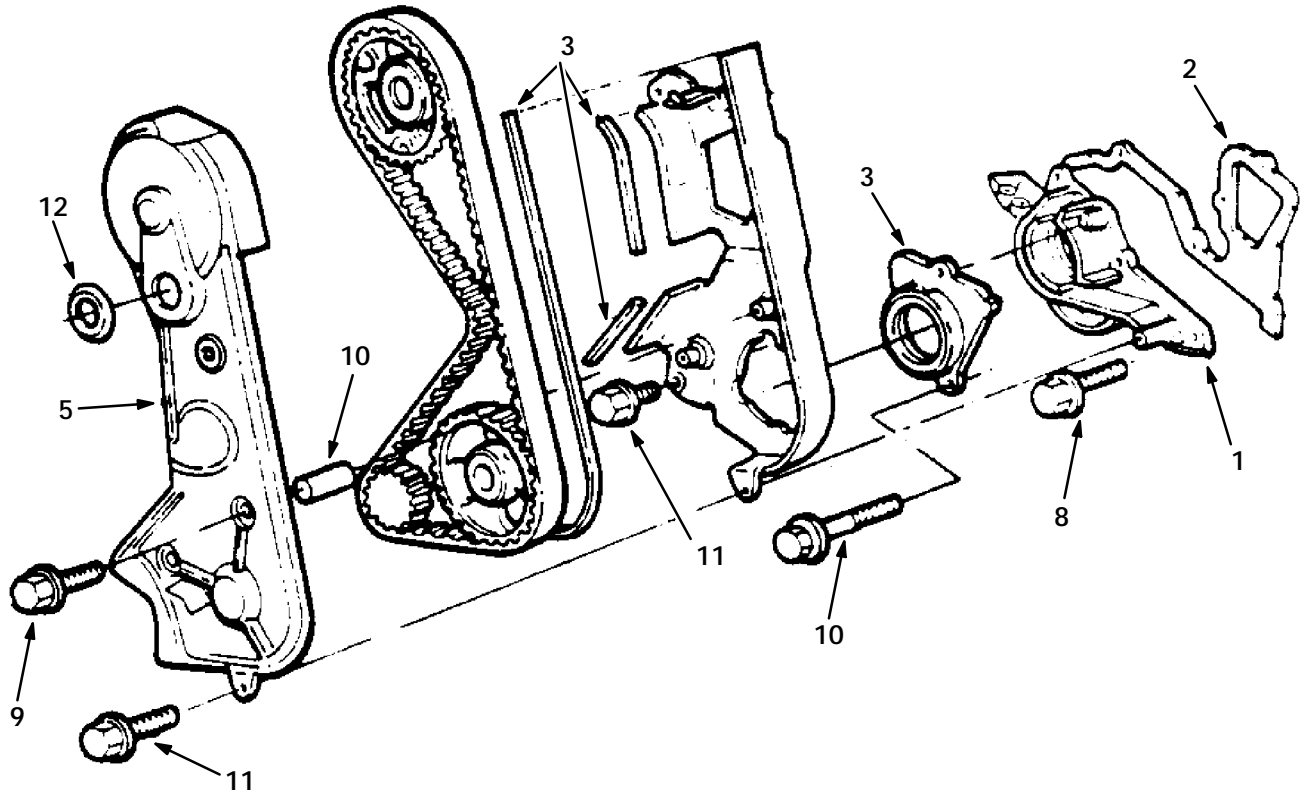


Fig. 4 - Cylinder Front Cover Group

06833

Key	TENNANT Part No.	Ford Part Number	Engine Serial Number	Description	Qty.
1		E6ZZ-6019-A	(000000-)	Cover - Lower - Metal	1
2	60803	D4FZ-6020-B	(000000-)	Gasket - Front Cover	1
3		D4FZ-6019-B	(000000-)	Cover - Upper - Metal	1
4		E3ZZ-6019-B	(000000-)	Cover - Inner - Plastic	1
5		E3ZZ-6019-A	(000000-)	Cover - Outer - Plastic	1
6	60804	D4FZ-6020-A	(000000-)	Gasket - Outer	1
7		D4FZ-6K291-A	(000000-)	Spacer - Cover	2
8		N602529-S2	(000000-)	Bolt - M6X20	4
9		E7ZZ-6E008-A	(000000-)	Stud - M8X49	1
9		N801688-S2	(000000-)	Bolt - M6X17	1
10		N-602529-S2	(000000-)	Spacer	1
11		N801688-S2	(000000-)	Bolt - M6X17	3
12		E8ZZ-6026-A	(000000-)	Plug - Hole in Front Cover	1

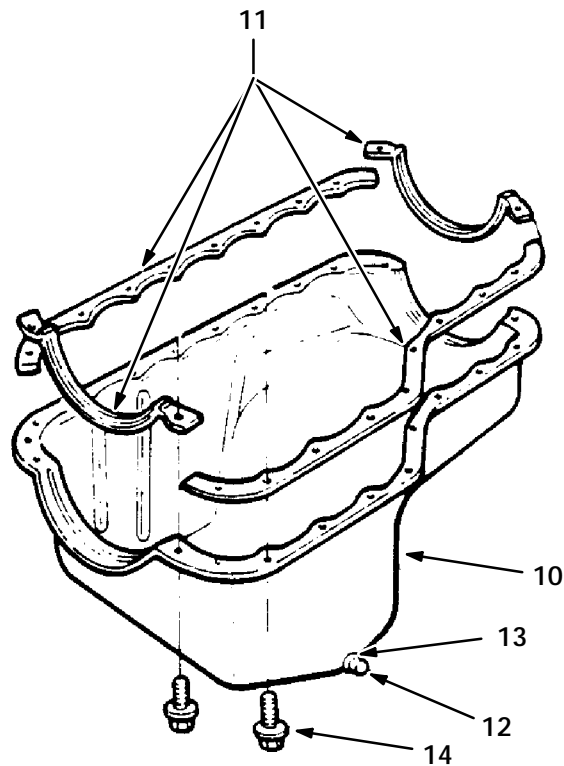
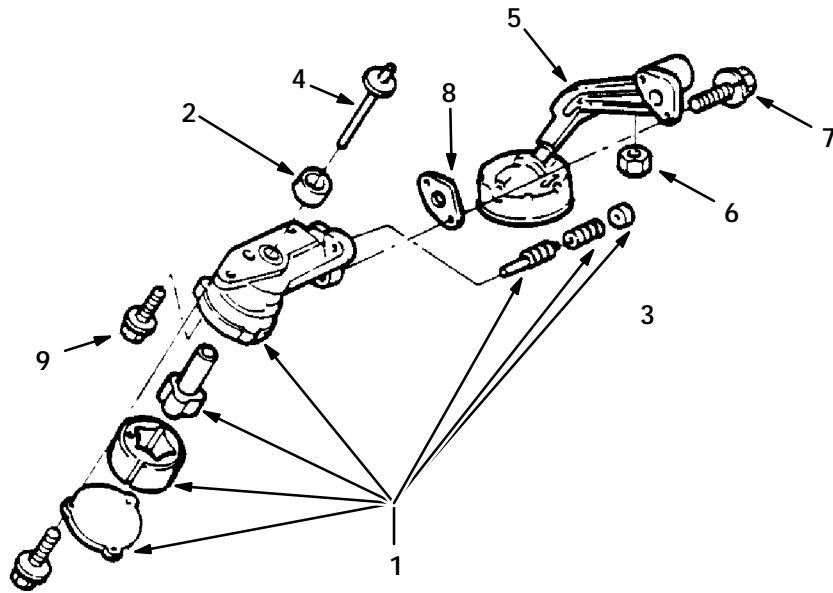


Fig. 5 - Oil Pan Group

Fig. 5 - Oil Pan Group

Key	TENNANT Part No.	Ford Part Number	Engine Serial Number	Description	Qty.
1	60832	D5FZ-6600-A	(000000-) Pump	1
2		N800059-S	(000000-) Dowel - 18.3x10.0 - Oil Pump To Block	1
3		C2OZ-6A616-A	(000000-) Plug - Oil Pump Relief Valve	1
4		D4FZ-6A618-A	(000000-) Shaft Assembly - Oil Pump Intermediate	1
4		E3ZZ-6622-A	(000000-) Screen, Tube, and Cover Assy - Oil Pump	1
6		E620454-S72	(000000-) Nut - M10	1
7		N602551-S2	(000000-) Screw and Washer - M8X30	2
8		E8ZZ-6626-A	(000000-) Gasket - Oil Pump To Pick Up	1
9		D4FZ-6638-A	(000000-) Screw and Washer - M8X25	2
10		E7RY-6675-B	(000000-) Pan Assembly - Oil - 1 Piece Pan Gasket	1
		E5ZZ-6A674-A	(000000-) Reinforcement - Oil Pan Flange - R Side	1
		E5ZZ-6A674-B	(000000-) Reinforcement - Oil Pan Flange - L Side	1
11	60837	E6ZZ-6710-A	(000000-) Gasket - Oil Pan - One Piece	1
12		E5AZ-6730-A	(000000-) Plug - Engine Oil Drain - Includes Gasket	1
13		EOFZ-6734-A	(000000-) Gasket - Drain Plug	1
14		N804660-S2	(000000-) Bolt - M6x27.5	AR

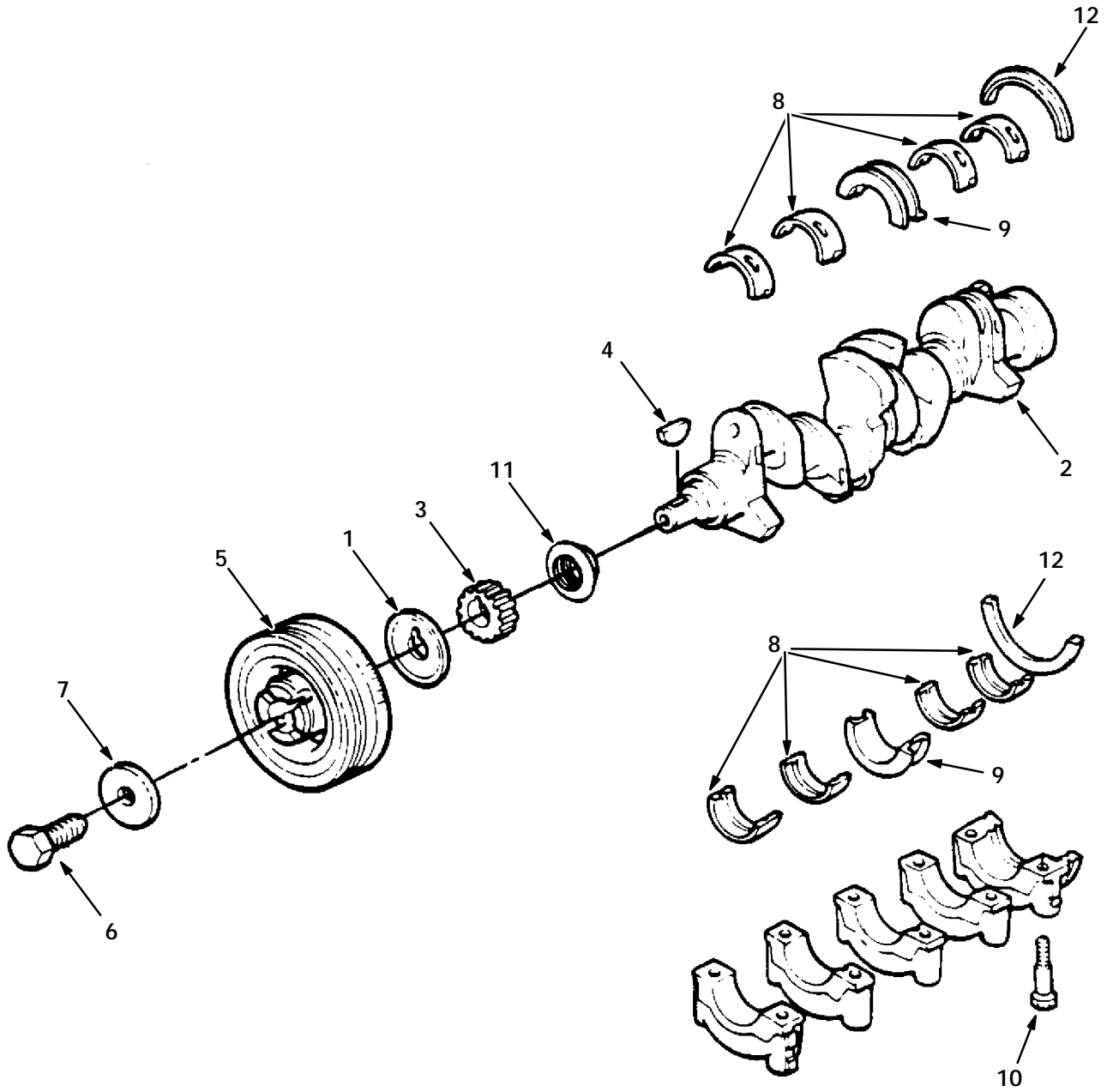
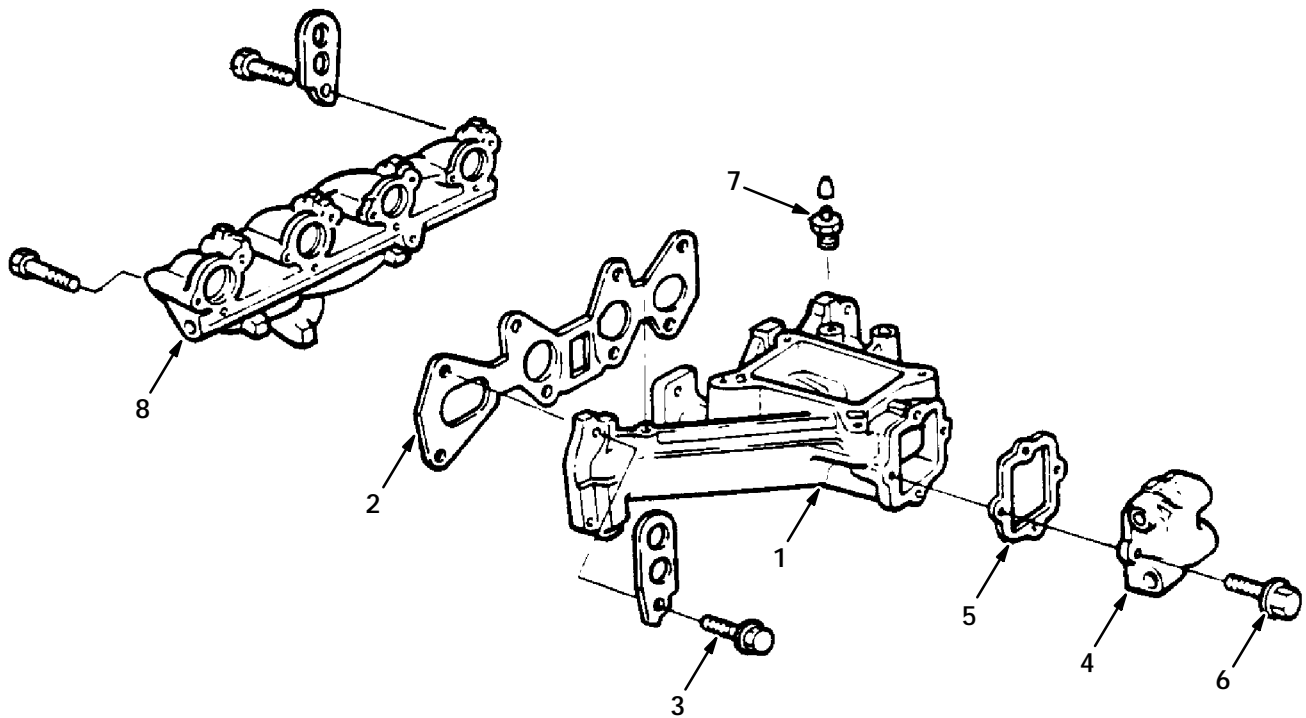


Fig. 6 - Crankshaft, Flywheel Group

Fig. 6 - Crankshaft, Flywheel Group

Key	TENNANT Part No.	Ford Part Number	Engine Serial Number	Description	Qty.
1		D4FZ-6K297-B	(000000-) Guide - Timing Belt	1
2	60819	E2ZZ-6303-A	(000000-) Use with 1 Piece Rear Seal	1
3		E9TZ-6306-A	(000000-) Sprocket	1
4		D4FZ-6B316-A	(000000-) Key - Sprocket To Crankshaft	1
5		E3ZZ-6A312-A	(000000-) Triple Sheave	1
6		D4FZ-6A340-A	(000000-) Bolt - M14x1.5x40 - Pulley To Crankshaft	1
7		D4FZ-6378-A	(000000-) Washer - M15 Flat - Pulley To Crankshaft	1
8	60821	D4FZ-6333-A	(000000-) Main Bearing - Standard Red	8
8	60822	D4FZ-6333-B	(000000-) Main Bearing - Standard Blue	AR
8		D4FZ-6333-C	(000000-) Main Bearing - 0.002 U/S	AR
8		D4FZ-6333-D	(000000-) Main Bearing - 0.010 U/S	AR
8		D4FZ-6333-E	(000000-) Main Bearing - 0.020 U/S	AR
8		D4FZ-6333-F	(000000-) Main Bearing - 0.030 U/S	AR
9	60823	D4FZ-6337-A	(000000-) Thrust Bearing - Upper - Standard Red	1
9	60824	D4FZ-6337-B	(000000-) Thrust Bearing - Upper - Standard Blue	AR
9		D4FZ-6337-C	(000000-) Thrust Bearing - Upper - 0.002 U/S	AR
9		D4FZ-6337-D	(000000-) Thrust Bearing - Upper - 0.010 U/S	AR
9		D4FZ-6337-E	(000000-) Thrust Bearing - Upper - 0.020 U/S	AR
9		D4FZ-6337-F	(000000-) Thrust Bearing - Upper - 0.030 U/S	AR
9	60825	D4FZ-6337-G	(000000-) Thrust Bearing - Lower - Standard Red	1
9	60826	D4FZ-6337-H	(000000-) Thrust Bearing - Lower - Standard Blue	AR
9		D4FZ-6337-J	(000000-) Thrust Bearing - Lower 0.002 U/S	AR
9		D4FZ-6337-K	(000000-) Thrust Bearing - Lower 0.010 U/S	AR
9		D4FZ-6337-L	(000000-) Thrust Bearing - Lower 0.020 U/S	AR
9		D4FZ-6337-M	(000000-) Thrust Bearing - Lower 0.030 U/S	AR
10		356214-S8	(000000-) Washer	1
10		D4FZ-6345-A	(000000-) Bolt - M12X1.75X80	9
10		E5ZZ-6345-A	(000000-) Stud - M12-M10X109	1
11	60833	E8ZZ-6700-A	(000000-) Seal - Front	1
12	60834	E5ZZ-6701-A	(000000-) Seal - Rear - 1 Piece	1



06836

Fig. 7 - Manifolds Group

Key	TENNANT Part No.	Ford Part Number	Engine Serial Number	Description	Qty.
1		E27E-9425-CB	(000000-)	Manifold, Intake	1
2		E3TZ-9439-A	(000000-)	Gasket - Intake Manifold	1
2		E59Z-9439-A	(000000-)	Gasket - Intake Manifold	1
3		N801424-S36	(000000-)	Stud - M8-M6X47.1	1
3		N801427-S2	(000000-)	Bolt - M8X29 - Intake Manifold To Cyl Head	7
4		D42E-9E434	(000000-)	Cover - Intake Manifold	1
5		D8FZ-9E436-B	(000000-)	Gasket - Intake Manifold Cover	1
6		N602529-S2	(000000-)	Bolt - M6X20	4
7		E7TZ-9A474-C	(000000-)	Fitting - Vacuum	1
8		E47E-9430-BA	(000000-)	Manifold, Exhaust	1

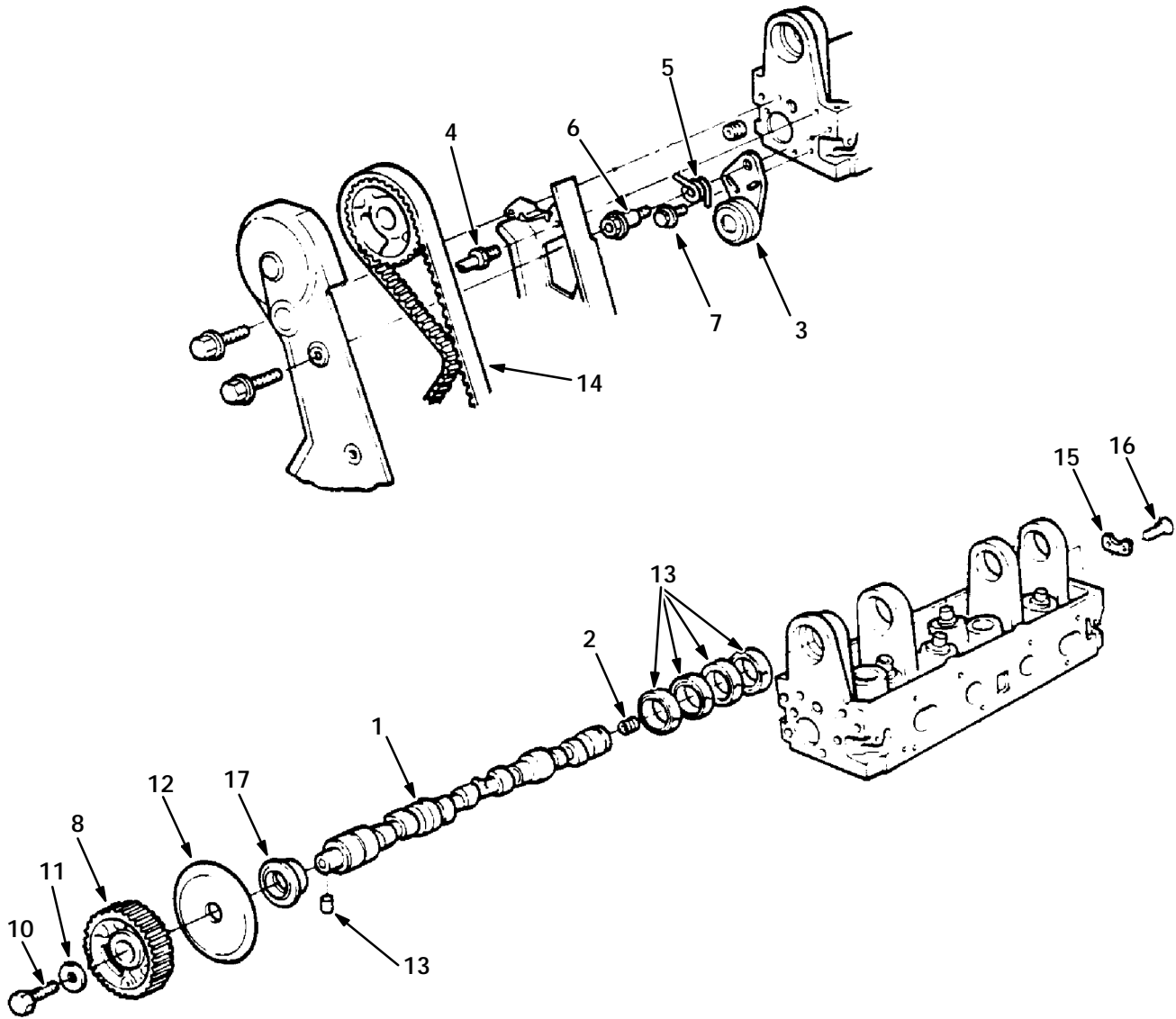


Fig. 8 - Camshaft, Sprocket Group

06837

Key	TENNANT Part No.	Ford Part Number	Engine Serial Number	Description	Qty.
1	60815	E5ZZ-6250-C	(000000-)	Camshaft	1
2		87837-S	(000000-)	Plug - 1/4 NPT	1
3		D4FZ-6K254-A	(000000-)	Tensioner Assembly	1
4		E7ZZ-6E008-A	(000000-)	Stud - M8X49	1
5		D4FZ-6L273-A	(000000-)	Spring - Tensioner	1
6		D7FZ-6K282-A	(000000-)	Bolt - Tensioner Spring	1
7		N800112-S2	(000000-)	Bolt - Tensioner To Head	1
8	60816	D4FZ-6256-A	(000000-)	Sprocket	1
9		373118-S	(000000-)	Pin	1
10		N600414-S100	(000000-)	Bolt - M12X45 - Sprocket to Camshaft	1
11		D4FZ-6278-A	(000000-)	Washer - Sprocket to Camshaft	1
12		D4FZ-6B260-A	(000000-)	Guide - Timing Belt	1
13		D4FZ-6261-B	(000000-)	Bearing Camshaft - 0.016 U/S	AR
13	60817	D4FZ-6261-C	(000000-)	Bearing Camshaft - Standard	4
14	60818	E5ZZ-6268-A	(000000-)	129 Teeth Belt, Timing	1
15		D4FZ-6613-A	(000000-)	Plate	1
16		N604465-S	(000000-)	Screw and Washer - M6X12	2
17	60833	E8ZZ-6700-A	(000000-)	Seal - Front	1

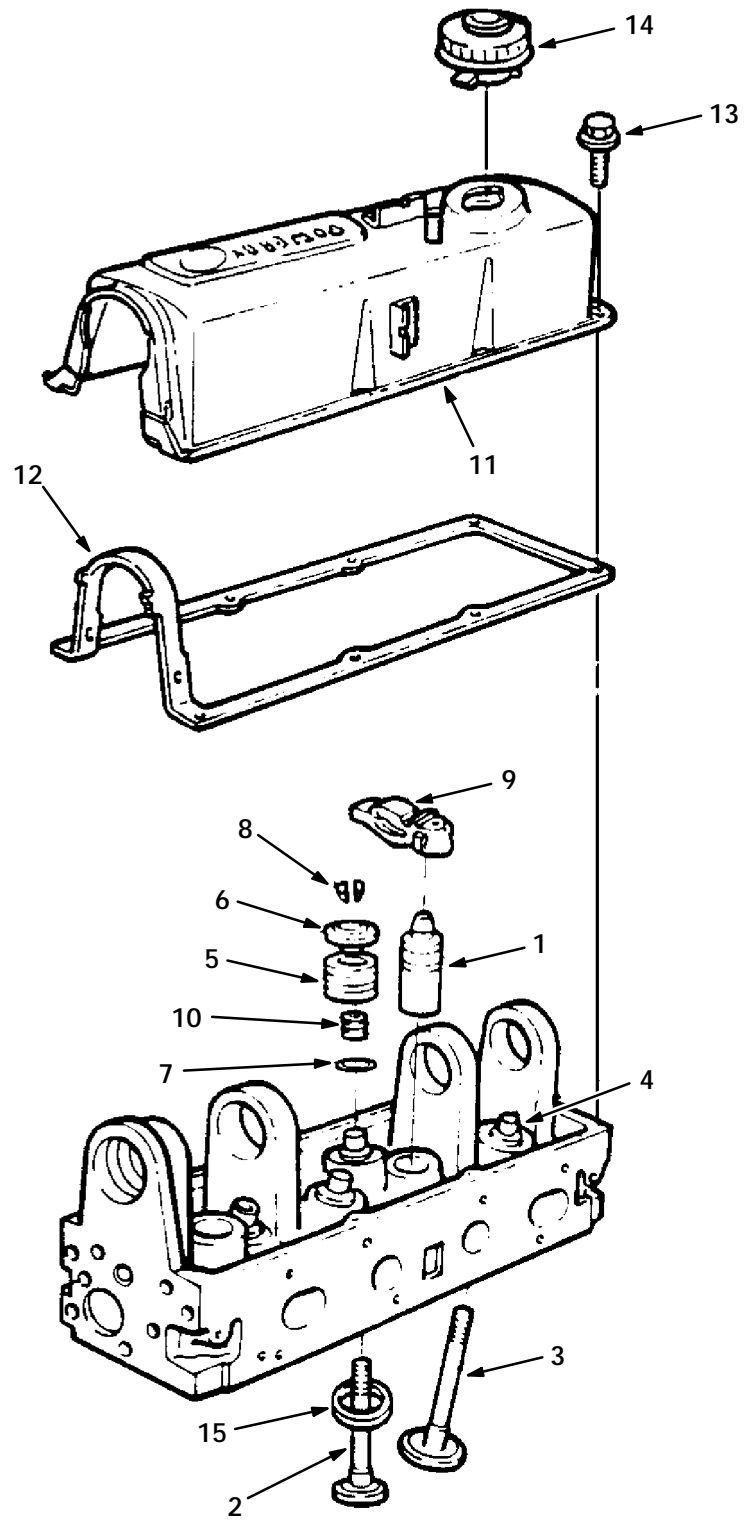


Fig. 9 - Valves, Rocker Arm Cover Group

Fig. 9 - Valves Rocker Arm Cover Group

Key	TENNANT Part No.	Ford Part Number	Engine Serial Number	Description	Qty.
1	60827	D6FZ-6500-A	(000000-) Tappet Valve Standard	8
1		D6FZ-6500-B	(000000-) Tappet Valve 0.020 O/S	AR
2	60828	E5TZ-6505-F	(000000-) Valve, Exhaust Standard	AR
2		E5TZ-6505-G	(000000-) Valve, Exhaust 0.015 O/S	AR
2		E5TZ-6505-H	(000000-) Valve, Exhaust 0.030 O/S	AR
3	60829	E5ZZ-6507-D	(000000-) Valve, Intake Standard	4
3		E5ZZ-6507-E	(000000-) Valve, Intake 0.015 O/S	AR
3		E5ZZ-6507-F	(000000-) Valve, Intake 0.030 O/S	AR
4		D4FZ-6510-A	(000000-) Bushing	AR
5	60830	E4ZZ-6513-A	(000000-) Spring	8
6	60831	E43Z-6514-A	(000000-) Retainer	8
7		B3Q-6515-A	(000000-) Shim - 0.030 Thick - 1.0 ID	AR
8	60847	DOAZ-6518-A	(000000-) Key	16
9		D8FZ-6564-A	(000000-) Arm	8
10		E7ZZ-6571-A	(000000-) Seal, Intake - Standard	AR
10		E7ZZ-6571-B	(000000-) Seal, Exhaust - Standard	AR
10		E7ZZ-6571-C	(000000-) Seal, Intake - 0.015 O/S	AR
10		E7ZZ-6571-D	(000000-) Seal, Intake - 0.030 O/S	AR
10		E7ZZ-6571-E	(000000-) Seal, Exhaust - 0.015 O/S	AR
10		E7ZZ-6571-F	(000000-) Seal, Exhaust - 0.030 O/S	AR
11		E8TZ-6582-D	(000000-) Cover	AR
12		E9ZZ-6584-A	(000000-) Gasket - Rocker Arm Cover	1
13		N800030-S53B	(000000-) Screw and Washer - M6X16	8
14	60836	E53Z-6B897-A	(000000-) Cap	1
15		E6JL-6057-AA	(000000-) Seat	AR

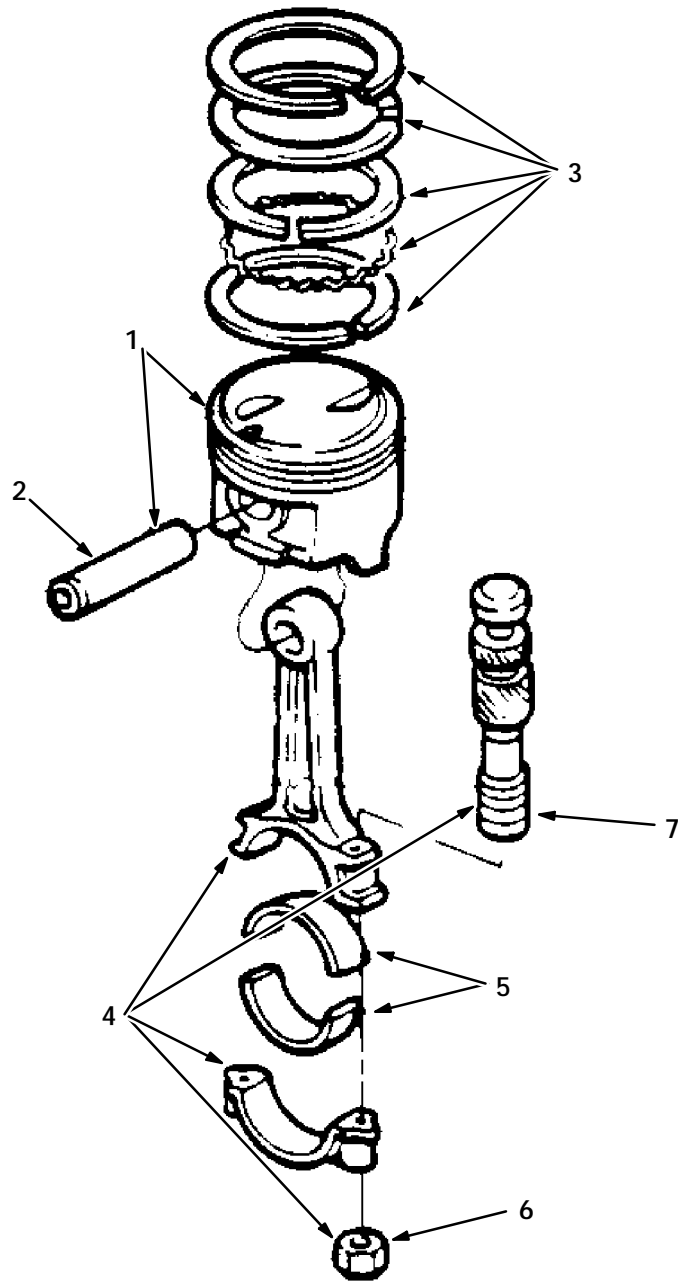


Fig. 10 - Piston, Connecting Rod Group

Fig. 10 - Piston, Connecting Rod Group

Key	TENNANT Part No.	Ford Part Number	Engine Serial Number	Description	Qty.
1	60809	D4FZ-6108-A	(000000-) Piston Assembly Standard - Red	4
1		D4FZ-6108-B	(000000-) Piston Assembly Standard - Blue	AR
1		D4FZ-6108-C	(000000-) Piston Assembly 0.003 O/S	AR
1		D4FZ-6108-DB	(000000-) Piston Assembly 0.020 O/S	AR
1		D4FZ-6108-EB	(000000-) Piston Assembly 0.030 O/S	AR
1		D4FZ-6108-FB	(000000-) Piston Assembly 0.040 O/S	AR
2		E3TZ-6135-A	(000000-) Pin	4
3	60810	D4FZ-6148-A	(000000-) Ring Set Standard and .003 O/S	2
3		D4FZ-6148-B	(000000-) Ring Set 0.020 O/S	AR
3		D4FZ-6148-C	(000000-) Ring Set 0.030 O/S	AR
3		D4FZ-6148-D	(000000-) Ring Set 0.040 O/S	AR
4	60811	D7FZ-6200-A	(000000-) Connecting Rod Assembly	4
5	60812	D7FZ-6211-A	(000000-) Bearing, Connecting Rod Standard - Red	8
5		D7FZ-6211-B	(000000-) Bearing, Connecting Rod Standard - Blue	AR
5		D7FZ-6211-C	(000000-) Bearing, Connecting Rod 0.002 U/S	AR
5		D7FZ-6211-D	(000000-) Bearing, Connecting Rod 0.010 U/S	AR
5		D7FZ-6211-E	(000000-) Bearing, Connecting Rod 0.020 U/S	AR
5		D7FZ-6211-F	(000000-) Bearing, Connecting Rod 0.030 U/S	AR
5		D7FZ-6211-G	(000000-) Bearing, Connecting Rod 0.040 U/S	AR
6	60813	D4FZ-6212-A	(000000-) Nut - M9	8
7	60814	D4FZ-6214-A	(000000-) Bolt - M9x55	8

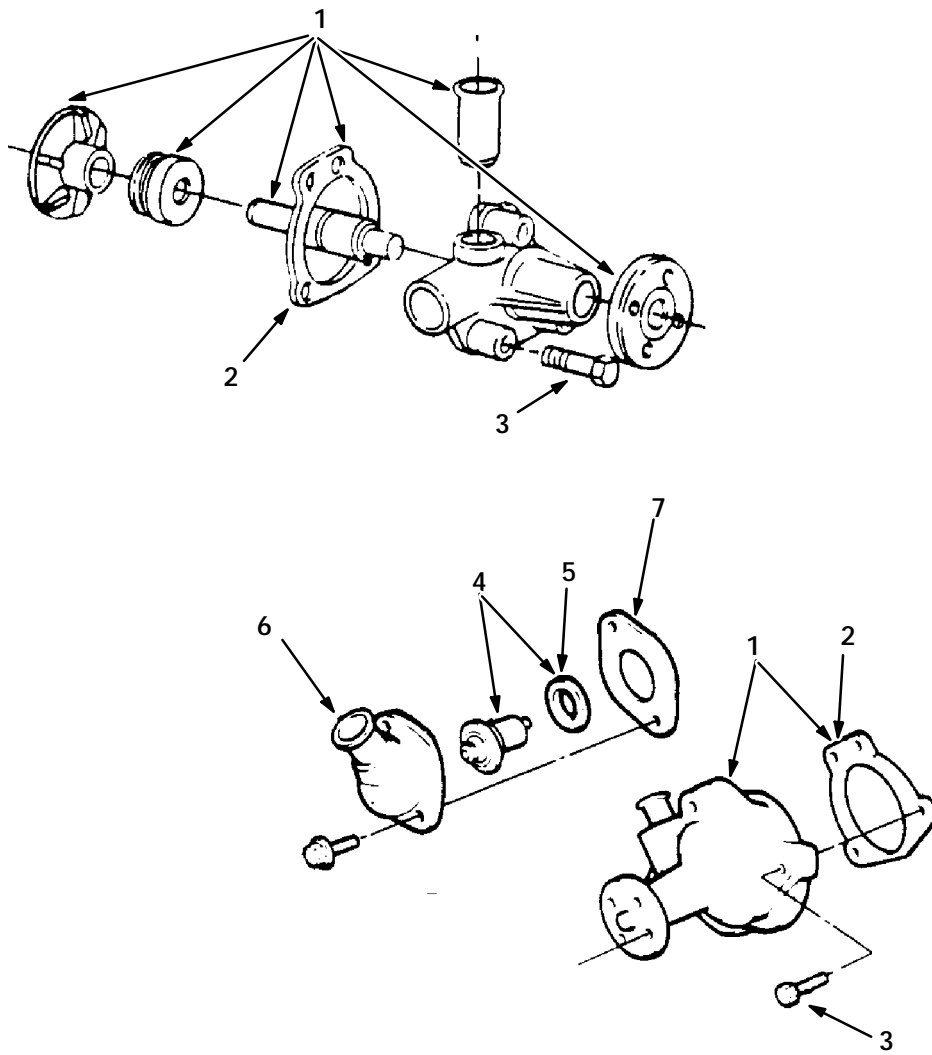


Fig. 11 - Water Pump, Thermostat Group

06840

Key	TENNANT Part No.	Ford Part Number	Engine Serial Number	Description	Qty.
1	60838	E6ZZ-8501-A	(000000-)	Pump - Includes Gasket - 5/8 Pilot	1
2		E8ZZ-8507-A	(000000-)	Gasket - Water Pump	1
3		N605663-S100	(000000-)	Bolt - M8 x 50	3
4	60839	E2JL-8A570-AA	(000000-)	Thermostat And Seal Assembly - 170 F	1
5	60740	E5FZ-8590-A	(000000-)	Seal - Thermostat	1
6		E3BZ-8592-A	(000000-)	Water Outlet	1
7		E8ZZ-8255-A	(000000-)	Gasket - Water Outlet	1

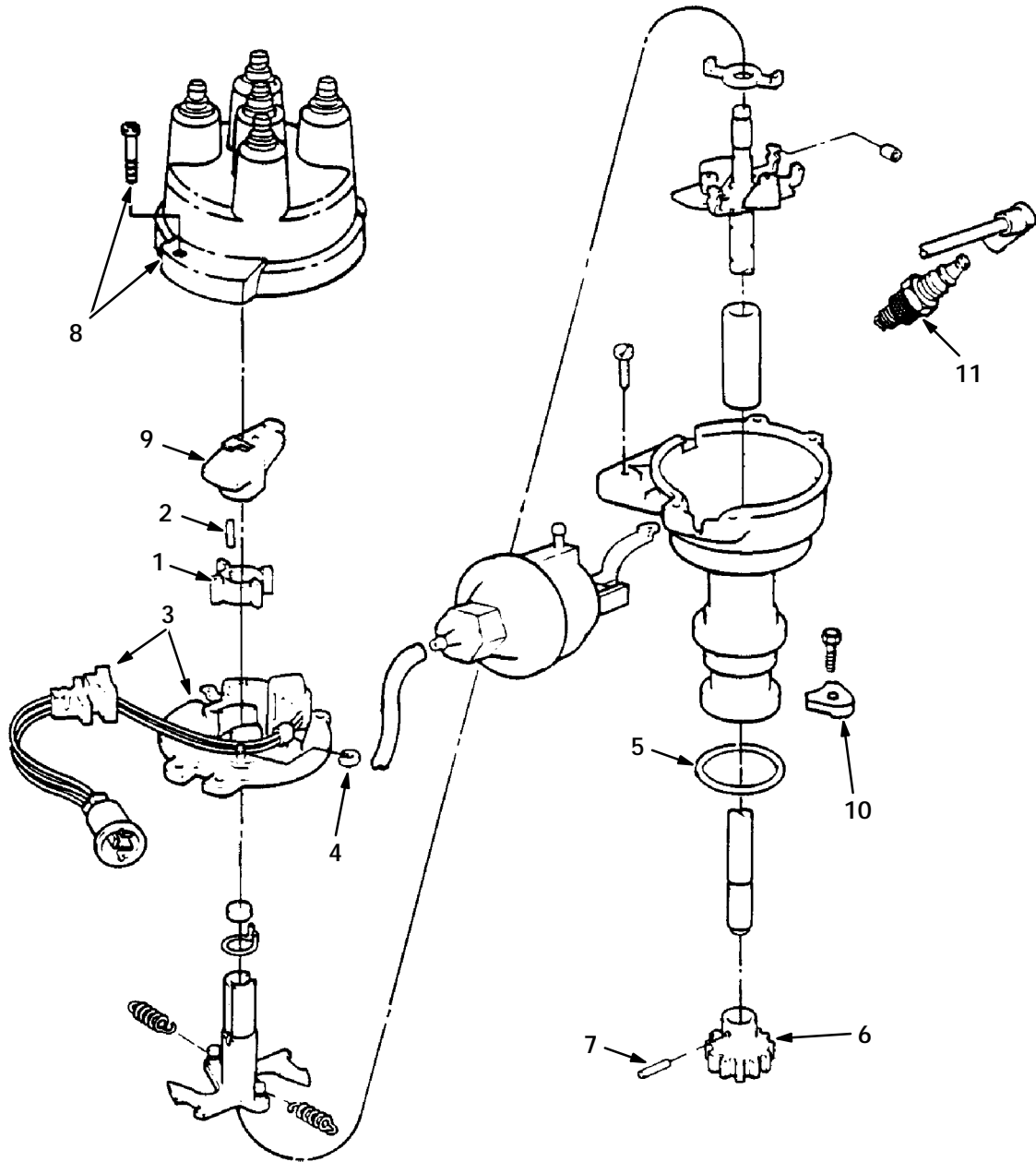


Fig. 12 - Ignitions Group

06841

Key	TENNANT Part No.	Ford Part Number	Engine Serial Number	Description	Qty.
1	60845	D9JE-12127-BA	(000000-)	Distributor - Less Cap And Rotor	1
2		D7FZ-12A099-A	(000000-)	Armature	1
3		305015-S	(000000-)	Pin - Armature	1
4		D5TZ-12A112-B	(000000-)	Stator Assembly	1
5		351826-S	(000000-)	Washer - "C" Type	1
6		CODF-12143-A	(000000-)	"O" Ring Seal - Distributor To Block	1
7		D4ZZ-12390-A	(000000-)	Gear - Driven	1
8	60844	67555-S	(000000-)	Pin - 1/8 x 3/4	1
9		E5BZ-12106-A	(000000-)	Cap - Distributor	1
10		E6TZ-12200-E	(000000-)	Rotor - Distributor	1
11	60846	D9ZZ-12270-A	(000000-)	Clamp - Distributor To Block	1
		AWSF-52-C	(000000-)	Spark Plug	4

SECTION 10

CONTENTS

	Page
PART NUMBER TO PAGE NUMBER CROSS REFERENCE LIST	10-1

PART NUMBER TO PAGE NUMBER CROSS REFERENCE LIST

Part Number	Page Number	Part Number	Page Number
B3Q-6515-A	9-18	D4FZ-6A008-A	9-5
C2OZ-6A616-A	9-11	D4FZ-6A340-A	9-13
C5AZ-6026-H	9-5	D4FZ-6A618-A	9-11
C5AZ-6026-J	9-5	D4FZ-6A738-A	9-5
C8AZ-6026-D	9-5	D4FZ-6A738-B	9-5
D42E-6E009-BB	9-7	D4FZ-6A753-A	9-5
D42E-9E434	9-14	D4FZ-6A753-B	9-5
D4FZ-6019-B	9-9	D4FZ-6B260-A	9-15
D4FZ-6020-A	9-7	D4FZ-6B316-A	9-13
D4FZ-6020-A	9-9	D4FZ-6K254-A	9-15
D4FZ-6020-B	9-7	D4FZ-6K291-A	9-9
D4FZ-6020-B	9-9	D4FZ-6K297-B	9-13
D4FZ-6065-A	9-8	D4FZ-6L273-A	9-15
D4FZ-6108-A	9-20	D4FZ-9441-A	9-7
D4FZ-6108-B	9-20	D5FZ-6600-A	9-11
D4FZ-6108-C	9-20	D6FZ-6500-A	9-18
D4FZ-6108-DB	9-20	D6FZ-6500-B	9-18
D4FZ-6108-EB	9-20	D7AZ-6026-A	9-5
D4FZ-6108-FB	9-20	D7AZ-6026-A	9-8
D4FZ-6148-A	9-20	D7BZ-6397-A	9-5
D4FZ-6148-B	9-20	D7FZ-6200-A	9-20
D4FZ-6148-C	9-20	D7FZ-6211-A	9-20
D4FZ-6148-D	9-20	D7FZ-6211-B	9-20
D4FZ-6212-A	9-20	D7FZ-6211-C	9-20
D4FZ-6214-A	9-20	D7FZ-6211-D	9-20
D4FZ-6256-A	9-15	D7FZ-6211-E	9-20
D4FZ-6261-B	9-15	D7FZ-6211-F	9-20
D4FZ-6261-B	9-8	D7FZ-6211-G	9-20
D4FZ-6261-C	9-15	D7FZ-6K282-A	9-15
D4FZ-6261-C	9-8	D8FZ-6564-A	9-18
D4FZ-6278-A	9-15	D8FZ-9E436-A	9-7
D4FZ-6333-A	9-13	D8FZ-9E436-B	9-14
D4FZ-6333-B	9-13	D9JE-12127-BA	9-22
D4FZ-6333-C	9-13	DOAZ-6518-A	9-18
D4FZ-6333-D	9-13	E27E-9425-CB	9-14
D4FZ-6333-E	9-13	E2ZZ-6303-A	9-13
D4FZ-6333-F	9-13	E2ZZ-6584-A	9-7
D4FZ-6337-A	9-13	E3TZ-6135-A	9-20
D4FZ-6337-B	9-13	E3TZ-9439-A	9-14
D4FZ-6337-C	9-13	E3ZZ-6019-A	9-9
D4FZ-6337-D	9-13	E3ZZ-6019-B	9-9
D4FZ-6337-E	9-13	E3ZZ-6622-A	9-11
D4FZ-6337-F	9-13	E3ZZ-6A312-A	9-13
D4FZ-6337-G	9-13	E43Z-6514-A	9-18
D4FZ-6337-H	9-13	E47E-9430-BA	9-14
D4FZ-6337-J	9-13	E4ZZ-6513-A	9-18
D4FZ-6337-K	9-13	E4ZZ-8255-A	9-7
D4FZ-6337-L	9-13	E53Z-6B897-A	9-18
D4FZ-6337-M	9-13	E59Z-9439-A	9-14
D4FZ-6345-A	9-13	E59Z-9439-A	9-7
D4FZ-6378-A	9-13	E5AZ-6730-A	9-11
D4FZ-6510-A	9-18	E5FZ-6051-A	9-7
D4FZ-6571-A	9-7	E5TZ-6505-F	9-18
D4FZ-6613-A	9-16	E5TZ-6505-G	9-18
D4FZ-6626-A	9-7	E5TZ-6505-H	9-18
D4FZ-6638-A	9-11	E5ZZ-6079-E	9-7
D4FZ-6700-A	9-7	E5ZZ-6250-C	9-15

CROSS REFERENCE

Part Number	Page Number	Part Number	Page Number
E5ZZ-6268-A	9-15	SK2561	8-14
E5ZZ-6345-A	9-13	00500-15	8-8
E5ZZ-6507-D	9-18	00500-15	8-9
E5ZZ-6507-E	9-18	00500-5	5-15
E5ZZ-6507-F	9-18	00500-5	5-39
E5ZZ-6701-A	9-13	00928	5-31
E5ZZ-6701-A	9-7	00966	5-22
E5ZZ-6A630-A	9-5	00966	8-14
E5ZZ-6A674-A	9-11	01275	6-12
E5ZZ-6A674-B	9-11	01493	7-11
E620454-S72	9-11	02126	7-13
E6JL-6057-AA	9-18	02246	7-21
E6ZZ-6019-A	9-9	02469	5-51
E6ZZ-6710-A	9-11	02469	6-15
E6ZZ-6710-A	9-7	02485	5-7
E6ZZ-6E078-B	9-7	02506-6	7-25
E7JE-6049-DA	9-8	02507	7-11
E7RY-6675-B	9-11	02549	5-51
E7SZ-6010-A	9-5	02549	6-15
E7TZ-8507-B	9-7	02712	5-22
E7TZ-9A474-C	9-14	02713	7-26
E7ZZ-6571-A	9-18	02742	5-43
E7ZZ-6571-B	9-18	02887	5-41
E7ZZ-6571-C	9-18	02940	7-26
E7ZZ-6571-D	9-18	03026	5-35
E7ZZ-6571-E	9-18	03233	5-39
E7ZZ-6571-F	9-18	03280	7-11
E7ZZ-6E008-A	9-15	03281	7-11
E7ZZ-6E008-A	9-9	03467A	5-22
E8TZ-6582-D	9-18	04443	6-16
E8ZZ-6026-A	9-9	04443	8-15
E8ZZ-6051-A	9-8	04477	8-15
E8ZZ-6626-A	9-11	04681	5-27
E8ZZ-6700-A	9-13	04733-4	5-14
E8ZZ-6700-A	9-16	04733-4	6-16
E8ZZ-6700-A	9-7	04733-5	7-17
E9TZ-6306-A	9-13	05178	5-39
E9ZZ-6009-B	9-5	05881	5-49
E9ZZ-6584-A	9-18	06279	5-25
EOFZ-6734-A	9-11	06474A	5-23
EOFZ-6734-A	9-7	06598	5-25
N-602529-S2	9-9	06678	7-15
N600414-S100	9-15	06750	5-58
N602529-S2	9-14	06777	6-9
N602529-S2	9-9	07027	5-39
N602551-S2	9-11	07252	5-41
N604465-S	9-16	07539	5-41
N800030-S53B	9-18	07539	5-43
N800059-S	9-11	07730	5-39
N800112-S2	9-15	07851	5-47
N801424-S36	9-14	07873	5-48
N801427-S2	9-14	07877	6-9
N801688-S2	9-9	07878	6-9
N801688-S2	9-9	08024	5-31
N804660-S2	9-11	08024	5-51
SK1444	5-45	08024	6-15
SK1547	8-7	08025	5-31
SK1614	8-7	08045	7-17
SK2136	5-27	08046	7-17
SK2137	5-27	08047	7-17

CROSS REFERENCE

Part Number	Page Number	Part Number	Page Number
08048	7-17	14131	5-48
08052	7-17	14138A	5-13
08873	5-48	14138A	6-7
08961	6-5	14242	5-27
08996	6-5	14242	5-31
09000	6-5	14330	5-23
09342	5-7	14330	5-27
09385	5-19	14331	5-23
09832	5-49	14331	5-27
09900-1	5-17	14432	7-33
09928	5-21	14601	5-41
09928	6-11	14601	5-43
09933	6-5	14854	5-23
09934	6-5	15066	7-11
10120	5-27	15066	7-13
10143	5-46	15121	7-11
10632-11	7-28	15543	5-35
10632-11	7-4	15543	7-22
10632-11	7-5	15543-1	7-21
10632-19	5-33	15840	5-33
10632-19	7-35	16081	5-59
10632-20	7-9	16236	7-19
10632-5	7-6	16431	6-15
10632-5	7-7	16457	5-14
10632-7	7-4	16463	5-51
10632-7	7-5	16463	6-15
10701	7-11	16472	5-17
10754	5-45	16472	7-39
10801	7-9	16695	8-8
10865	5-33	16700	5-46
11453	5-31	16738	5-41
11457	6-16	16740	5-59
11531	5-47	16755	5-11
11893	5-21	16781	5-17
11984	5-41	16783	5-21
11984	5-48	16784	6-11
13015-1	5-46	16785	5-19
13049	5-43	16787	5-21
13108	5-51	16788	5-21
13108	6-15	16791	5-21
13352	6-5	16794	5-21
13698	5-11	16810	7-22
13888	7-21	16817	7-15
13891	8-11	16817	7-39
13891	8-13	16818	7-15
13893	8-11	16818	7-39
13893	8-13	16827	5-23
13894	8-11	16864	7-15
13894	8-13	16864	7-39
13899	8-11	16869	7-27
13902	8-11	17414	5-39
13902	8-13	17414	7-15
13903	8-11	17808	5-27
13903	8-13	17809	5-27
13904	8-11	17980	5-22
13904	8-13	17980	6-17
13909	8-11	18342	7-9
13959	7-9	19191	7-37
13962	5-27	19200	5-39
13962	5-27	19349	5-17

CROSS REFERENCE

Part Number	Page Number	Part Number	Page Number
19349	7-37	29832-8	5-36
19349	8-9	29982	7-33
19747	5-39	30013	5-17
19774	5-37	30251	5-25
20029	6-12	30252	5-25
20154	7-9	30253	5-25
20634	5-19	30254	5-25
22134	5-23	30255	5-25
22297	5-35	30394	7-39
22297	7-22	30480	5-41
23146	6-9	30481	5-41
23146	6-9	30481	5-43
23446	5-21	31241	5-22
23498	5-21	31303	7-17
23498	5-22	31305	7-17
23498	7-41	31311	7-17
23542	5-22	31354	8-8
23542	7-21	31354	8-9
23683	5-27	31374	8-8
23683	7-35	31375	8-8
23947	7-11	31380	8-8
23999-3	6-5	31383	8-8
24047	5-45	31594	5-51
24227	6-7	31600	5-51
24339	5-31	31600	6-15
24576	7-28	31613	5-59
24576-1	7-28	31720	5-51
24576-1	7-9	31720	6-15
24899	5-25	31922	7-9
24924	5-41	32126	5-31
24928	5-45	32178	7-17
24928-1	5-45	32179	7-17
24929	5-45	32180	7-17
25169	7-11	32182	7-17
25171	7-11	32376	5-48
25312	7-25	32598	6-11
25938	7-11	32599	6-11
25943	7-11	32816	6-6
25944	7-11	32822	5-12
26015	7-33	32827	7-9
26103	5-21	32969	7-17
26239	6-5	32985	5-49
26260	5-41	33554	5-45
26395-1	5-45	33782	7-6
26395-1	7-9	33782	7-7
26395-2	7-9	33783	7-6
26496	5-45	33783	7-7
27048	5-45	33797	7-15
27800	5-25	33798	7-15
27800	8-8	33878	7-28
28165	7-33	33879	7-28
28835	8-8	33891	7-28
28835	8-9	33948	5-57
28853	8-9	33948	6-17
29087	6-12	34036	7-22
29192	7-4	34049	7-13
29192	7-5	34054	5-31
29192	7-6	34054	5-51
29192	7-7	34054	6-15
29832-4	5-36	34064	6-4

CROSS REFERENCE

Part Number	Page Number	Part Number	Page Number
34065	5-39	34390	5-22
34066	7-41	34390	5-59
34067	5-17	34392	6-16
34068	5-17	34396	5-59
34069	5-17	34410	5-14
34070	5-19	34413	7-15
34076	5-21	34414	7-15
34076	6-9	34415	7-15
34079	5-21	34420	5-51
34093	5-21	34420	6-15
34094	8-5	34473	7-9
34096	5-21	34498	7-21
34097	8-5	34499	7-21
34160	8-5	34500	5-17
34172	8-9	34501	5-17
34178	8-7	34504	5-17
34179	8-7	34511	5-17
34180	8-7	34522	5-17
34181	8-7	34523	5-17
34182	8-7	34529	5-17
34183	8-7	34532	5-17
34184	8-7	34533	5-21
34185	8-7	34593	6-9
34219	7-35	34594	6-9
34220	5-48	34622	5-19
34232	5-45	34638	5-21
34251	5-9	34639	6-9
34252	5-9	34657	6-9
34258	5-48	34659	6-9
34275	5-11	34670	6-11
34277	5-45	34672	6-11
34282	5-45	34673	6-11
34283	5-46	34674	6-11
34285	5-45	34677	6-9
34288	5-46	34677	6-9
34313	5-51	34678	6-9
34313	6-15	34678	6-9
34313	7-39	34679	6-11
34326	6-16	34681	6-9
34326	8-16	34682	6-9
34327	5-14	34683	6-9
34327	8-17	34683	6-9
34329	5-51	34685	6-11
34329	6-15	34686	6-11
34329	7-39	34687	6-11
34335	5-33	34689	6-11
34347	5-31	34690	6-11
34348	5-31	34700	7-9
34351	5-51	34703	5-21
34351	6-15	34723	5-21
34359	5-31	34738	5-19
34375	5-59	34738	5-19
34376	5-51	34738	5-21
34378	5-51	34738	7-19
34378	6-15	34741	5-19
34380	6-15	34744	6-11
34382	6-15	34759	5-19
34388	5-31	34773	5-19
34388	5-51	34779	8-16
34388	6-15	34781	8-17

CROSS REFERENCE

Part Number	Page Number	Part Number	Page Number
34810	5-33	35326	5-5
34811	5-33	35327	5-5
34813	5-33	35332	5-25
34820	5-33	35333	5-25
34820	6-13	35336	5-5
34821	5-46	35337	5-7
34823	5-46	35338	5-7
34831	7-34	35341	5-7
34848	7-9	35342	5-7
34864	5-21	35343	5-7
34868	5-13	35344	5-7
34868	6-7	35345	5-7
34887	7-21	35347	5-9
34888	7-21	35351	7-19
34889	7-21	35366	5-21
34903	5-23	35367	5-11
34908	5-49	35373	5-33
34926	5-47	35374	5-11
34927	5-47	35376	5-9
34928	5-35	35379	6-7
34934	5-12	35384	5-11
34996	5-41	35385	5-57
34997	5-41	35385	6-17
35050	8-11	35386	5-11
35050	8-13	35387	5-9
35053	5-60	35388	5-9
35213	5-7	35389	5-11
35214	6-4	35391	5-13
35220	5-19	35394	5-9
35224	5-19	35397	5-9
35225	5-19	35400	5-33
35233	5-21	35402	5-33
35234	5-19	35403	5-9
35240	7-19	35408	5-21
35249	7-19	35414	5-19
35250	7-19	35418	6-9
35251	7-37	35420	5-21
35253	7-35	35421	5-19
35258	7-39	35423	7-45
35264	7-39	35424	7-33
35274	7-35	35426	7-35
35278	7-35	35429	7-39
35278	7-39	35432	7-15
35279	7-35	35432	7-39
35280	7-39	35437	7-30
35281	7-35	35441	7-30
35297	5-17	35442	7-30
35297	7-37	35443	7-30
35298	7-37	35444	6-7
35298	7-39	35450	7-45
35303	7-35	35451	7-41
35304	7-39	35452	7-19
35305	7-35	35458	5-11
35306	7-35	35460	5-11
35313	7-39	35465	5-47
35316	5-33	35470	5-47
35317	5-33	35471	5-47
35323	5-5	35472	5-11
35324	5-5	35474	5-11
35325	5-5	35478	5-11

Part Number	Page Number	Part Number	Page Number
35484	5-51	35913	7-39
35484	6-15	35923	7-9
35485	5-51	35945	7-21
35485	6-15	35951	7-39
35486	5-17	35955	7-28
35486	5-51	35955	7-4
35486	6-15	35955	7-5
35487	5-51	35960	7-29
35487	6-15	35974	5-47
35490	5-58	35978	5-47
35490	8-6	35979	5-47
35491	6-17	35980	5-36
35491	8-11	35981	5-36
35492	5-57	35983	5-41
35492	8-13	35983	5-43
35493	8-11	35984	5-36
35493	8-13	35986	5-39
35494	8-11	35989	5-22
35494	8-13	35992	5-37
35495	8-11	35993	5-37
35495	8-13	36002	5-36
35496	8-11	36005	5-46
35496	8-13	36006	5-9
35497	8-11	36008	5-37
35497	8-13	36011	5-11
35586	7-39	36012	5-11
35730	5-58	36013	5-39
35730	8-5	36014	5-39
35764	7-30	36015	5-39
35772	7-46	36016	5-36
35776	5-5	36017	5-41
35776	5-5	36017	5-43
35776	7-37	36020	5-41
35789	5-13	36021	5-41
35789	6-7	36021	5-43
35814	7-49	36023	5-36
35815	7-51	36024	5-36
35824	7-49	36026	5-41
35826	7-49	36026	5-43
35826	7-51	36032	5-37
35827	7-49	36035	5-39
35827	7-51	36035	5-43
35830	7-49	36037	5-37
35830	7-51	36041	5-41
35832	7-51	36042	5-39
35847	7-51	36045	5-41
35848	7-51	36045	5-43
35849	7-51	36046	5-41
35850	7-47	36046	5-43
35856	7-47	36048	5-49
35857	7-47	36050	5-41
35858	7-47	36060	5-41
35862	7-47	36063	5-49
35864	7-49	36064	5-35
35864	7-51	36067	5-12
35875	7-33	36073	5-39
35876	7-31	36084	5-39
35877	7-9	36085	5-39
35890	7-9	36086	5-39
35905	7-31	36087	5-39

CROSS REFERENCE

Part Number	Page Number	Part Number	Page Number
36088	5-39	39309	5-43
36089	5-39	39311	5-41
36092	5-19	39311	5-43
36092	5-56	39394	7-37
36101	5-39	39395	5-15
36102	5-39	39527	8-8
36135	7-19	39573A	6-11
36140	5-5	39574	6-11
36141	5-5	39577	6-9
36155	7-19	39577	6-9
36158	7-19	39583	6-9
36159	5-39	39587	6-11
36159	5-43	39590	6-11
36160	5-61	39597	6-11
36163	5-39	39598	6-11
36165	5-39	39629	6-11
36170	7-41	39676	7-24
36174	5-22	39693-1	7-34
36176	5-22	39693-2	7-34
36179	5-43	39743	5-12
36181	5-47	39744	5-12
36185	5-13	39745	5-12
36187	6-7	39746	5-12
36193	5-13	39747	5-12
36193	6-7	39748	5-12
36197	5-47	39780	5-13
36209	6-18	39780	6-7
36210	5-9	39780-1	5-13
36214	5-11	39780-1	6-7
36214	5-13	39855	7-31
36214	6-7	39870	7-21
36220	5-61	39923	5-19
36229	5-11	39923	5-21
36237	5-61	39929-2	7-21
36243	5-7	39929-3	7-21
36244	5-7	39957	7-21
36438	7-28	40354	5-27
36439	7-28	40362	5-59
36658	5-19	40510	5-31
36661	5-19	40607	5-13
36661	5-19	40607	6-7
36665	5-19	40678	5-36
36666	5-19	40678	5-45
36739	5-27	40678	5-9
36739	5-27	40678	7-31
36740	5-27	40678-1	5-11
36740	5-27	40678-1	5-33
36758	6-7	40678-1	5-36
36779	7-23	40716	5-17
36789	7-23	40755	5-22
36790	7-23	41178	5-21
36995	5-14	41341	5-17
36996	5-17	41830	7-19
37031	5-13	42120-9	6-6
37031	6-7	42221	5-39
37467	8-5	42226	5-57
37723	8-7	42226	5-58
37766	8-7	42240	5-23
39274	5-25	42241	5-27
39309	5-41	43290	7-26

CROSS REFERENCE

Part Number	Page Number	Part Number	Page Number
43290	7-37	47080	5-11
43555	7-21	47178	5-9
43555	7-33	47178-6	5-34
43560	7-35	47504	7-15
43609	5-39	47508	5-17
43844	5-35	47508	7-37
43844	5-48	47745	5-17
44681	7-5	47745	7-39
44681	7-7	47753	5-58
44681-1	7-5	47801	5-31
44681-1	7-7	47878	5-27
44681-2	7-5	47879	5-27
44681-2	7-7	47960	5-27
44868	5-57	47960	5-27
44868	6-17	47963	5-27
44869	5-22	47963-1	5-27
44869	5-25	47974	5-11
44869	6-17	47974	5-12
44961	5-14	47989	5-49
45097	7-35	47990	5-49
45599	5-17	48050	5-28
45622	5-31	48088-6	7-21
45622	8-7	48144	5-48
45623	5-31	48252	5-33
45623	8-7	48252	7-11
45628	8-8	48267	5-48
45743	5-27	48655	5-47
45743	5-27	48930	5-21
45779	7-4	49195	7-21
45779	7-5	49266	5-31
45779	7-6	49266	5-33
45779	7-7	49266	7-11
45780	7-9	49266	7-28
45786	5-32	49266	7-39
46029	5-23	49266	7-4
46110	7-9	49266	7-5
46147	7-31	49266	7-6
46230	5-39	49266	7-7
46236	5-48	49266	7-9
46311	5-28	49287	7-21
46312	5-28	49681	5-23
46313	5-28	49758	5-12
46327	6-12	49937	5-39
46328	6-12	50011	6-6
46481	5-11	50332-1	5-41
46481	5-57	50332-1	5-43
46481	5-57	50332-2	5-41
46481	5-58	50332-2	5-43
46481	6-17	50493	5-23
46559	5-57	50493	5-23
46559	6-17	50605	5-47
46595	5-21	50615	7-25
46596	5-21	50850	5-13
46607	5-43	50850	6-7
46611	5-43	51002	5-31
46657	5-17	51021N	5-5
46800	5-17	51021N	7-37
47007	5-28	51059	5-25
47008	5-28	51090	5-7
47010	5-28	51091	5-7

CROSS REFERENCE

Part Number	Page Number	Part Number	Page Number
51096	5-28	51542	5-5
51108	5-15	51545	5-27
51116	5-15	51560-1	5-35
51116-1	5-15	51560-2	5-35
51128	5-15	51560-5	5-35
51140	5-21	51562	5-27
51143	5-21	51569	7-9
51151	5-15	51596	7-11
51156	5-15	51608	7-11
51163	5-21	51609	7-11
51164	5-21	51611	7-11
51172	5-7	51671	5-39
51172-1	5-7	51675	7-11
51176	5-39	51677	7-11
51193	5-27	51701A	7-17
51209A	5-17	51701A	7-24
51210	5-17	51701A	7-24
51210	7-37	51705	6-13
51225	5-17	51705	7-27
51225	5-25	51711	6-13
51283	5-31	51711	7-27
51299	5-28	51715	5-17
51303	5-23	51728	5-21
51304-1	5-23	51768A	5-22
51305	5-47	51785	5-31
51315	5-14	51787	5-11
51316	5-14	51805	5-39
51317	5-25	51805	5-39
51325	5-7	51839	5-43
51338	5-27	51876	5-14
51338	5-31	51883	5-14
51339	5-31	51898	7-41
51340	5-31	51899	7-41
51341	5-31	51900	7-41
51355	5-32	51901	7-41
51355	6-13	51908	7-41
51355	7-27	51909	7-41
51357	5-32	51912	5-27
51360	5-32	51914	7-43
51361	5-32	51914	7-45
51362	5-32	51919	7-43
51363	5-28	51920	7-43
51373	5-27	51922	7-43
51375-1	5-11	51922	7-45
51391	5-25	51923	7-43
51414	5-17	51923	7-45
51447-1	5-25	51930	7-43
51448	5-25	51930	7-45
51449	5-25	51931	7-43
51449	5-28	51931	7-45
51452	5-25	51932	7-41
51462	5-25	51933	7-41
51470	5-28	51934	5-21
51483	5-27	51935	7-41
51492	5-25	51938	5-25
51529	5-17	51989	7-41
51529	6-11	52001	7-17
51534	5-17	52001	7-24
51534	7-35	52036	5-14
51538	7-37	52062	6-6

CROSS REFERENCE

Part Number	Page Number	Part Number	Page Number
52115	6-4	54914	5-39
52163	5-27	54930	5-43
52215	7-41	55094	7-17
52216	7-41	55248	5-33
52217	7-41	55248	7-11
52218	7-41	55248	7-28
52219	7-41	55248	7-39
52228	7-43	55248	7-4
52230	7-43	55248	7-5
52230	7-45	55248	7-6
52232	7-43	55248	7-7
52233	7-43	55248	7-9
52234	7-43	55272	7-4
52276	7-26	55272	7-5
52290	5-7	55272	7-6
52296	5-7	55272	7-7
52349	7-41	55274	7-9
52424	5-43	55347	5-21
52450	5-35	55347	5-21
52508	7-17	55557	5-33
52510	5-32	55586	5-25
52564	6-5	55619	5-59
52565	6-5	55685	5-58
52568	6-5	55697	5-51
52570	6-5	55697	6-15
52571	6-5	55740	5-59
52575	6-5	55936	8-5
52577	6-5	55998	5-43
52663	5-17	56690	5-57
52667	5-17	56690	6-17
52742	5-17	56690	7-15
52775	5-32	56690	7-39
52775	6-13	56811	5-45
52775	7-27	56992	5-33
52789	5-23	57064	8-6
52790	5-23	57075	5-17
52843	5-12	57167	5-11
52906	5-49	57486	5-39
52922	7-21	57542	8-9
53034-1	5-22	57647	7-13
53052	5-19	57648	7-13
53400-1	5-45	57751	5-11
53400-4	5-45	57751	7-11
53697	5-11	57751	7-39
53963A	5-17	57751	7-4
53963A	5-21	57751	7-5
54009	7-19	57751	7-6
54012	7-19	57751	7-7
54121	5-19	57751	7-9
54222	6-5	57772	5-33
54274	5-22	57793	7-13
54274	5-49	57803	5-11
54275A	5-22	57803	7-11
54333	5-39	57803	7-39
54333	5-43	57803	7-4
54333	5-48	57803	7-5
54333	7-21	57803	7-6
54911-30	5-11	57803	7-7
54912-8	5-41	57803	7-9
54912-8	5-43	57807	5-11

CROSS REFERENCE

Part Number	Page Number	Part Number	Page Number
57807	7-39	60745	7-33
57807	7-4	60746	7-15
57807	7-5	60746	7-39
57807	7-6	60747	7-15
57807	7-7	60747	7-39
57807	7-9	60748	7-28
57951	5-31	60749	7-28
57951	5-51	60751	7-9
57951	6-15	60752	7-9
58120	5-35	60755	7-4
58366	5-11	60755	7-5
58483	5-19	60756	7-11
58489	7-13	60761	7-28
58494	7-37	60769	7-6
58518	7-4	60769	7-7
58518	7-6	60778	7-6
58519	7-4	60779	7-7
58519	7-6	60782	7-13
58520	7-4	60786	7-13
58520	7-6	60789	7-13
58591	5-33	60791	7-13
58858	5-59	60802	9-5
58898	7-13	60803	9-7
58974	7-11	60803	9-9
58974	7-13	60804	9-7
59118-2	5-12	60804	9-9
59118-4	5-47	60805	9-8
60700	5-12	60806	9-8
60706	5-12	60807	9-7
60707	5-41	60808	9-7
60707	5-43	60809	9-20
60708	5-13	60810	9-20
60708	6-7	60811	9-20
60710	5-12	60812	9-20
60712	5-56	60813	9-20
60714	5-39	60814	9-20
60715	5-9	60815	9-15
60716	5-39	60816	9-15
60716	5-43	60817	9-15
60717	5-39	60818	9-16
60718	5-39	60819	9-13
60718	5-43	60821	9-13
60719	5-12	60822	9-13
60721	5-12	60823	9-13
60722	5-12	60824	9-13
60725	5-43	60825	9-13
60726	5-43	60826	9-13
60728	5-41	60827	9-18
60728	5-43	60828	9-18
60731	5-7	60829	9-18
60732	5-25	60830	9-18
60733	5-25	60831	9-18
60734	5-48	60832	9-11
60735	5-36	60833	9-13
60738	5-9	60833	9-16
60739	5-9	60833	9-7
60740	5-41	60834	9-13
60741	5-45	60834	9-7
60743	7-37	60836	9-18
60744	7-21	60837	9-11

CROSS REFERENCE

Part Number	Page Number	Part Number	Page Number
60837	9-7	60957	5-33
60845	9-22	61843	7-19
60847	9-18	61844	7-19
60848	7-13	61853	7-34
60854	7-13	61854	5-39
60856	7-13	61858	5-11
60859	7-13	61861	5-11
60861	7-13	61862	5-11
60862	7-13	61864	5-11
60863	7-13	61865	5-11
60864	7-13	61866	5-11
60865	7-13	61871	5-56
60866	7-13	61876	8-5
60867	7-13	61877	8-5
60868	7-13	61878	8-5
60869	7-13	61879	8-5
60874	5-61	61880	8-5
60876	7-13	61881	8-5
60877	7-13	61882	8-5
60878	7-13	61883	8-5
60879	7-13	61886	8-5
60880	5-11	61888	8-5
60881	5-9	61889	8-5
60882	5-9	61890	8-5
60884	5-9	61891	8-5
60885	5-9	61907	5-27
60886	5-9	61908	5-27
60887	5-9	61911	5-27
60894	7-13	61911	5-27
60895	7-13	61914	5-27
60897	7-13	61915	5-27
60898	7-13	61920	7-28
60899	7-13	61927	8-11
60901	5-11	61927	8-13
60902	7-4	61928	8-11
60902	7-5	61928	8-13
60902	7-6	61945	5-41
60902	7-7	62009	5-29
60902	7-9	62028	7-11
60903	5-11	62029A	7-11
60904	5-11	62039	7-11
60905	5-11	62045	7-11
60906	7-33	62050	5-48
60909	7-33	62055	5-12
60910	7-33	62063	7-17
60911	7-33	62071A	7-17
60912	7-33	62072A	7-17
60913	7-4	62073A	7-17
60914	7-5	62074	7-17
60915	7-15	62076	7-17
60918	7-33	62080	7-17
60924	7-33	62095	7-11
60935	7-11	62098	7-11
60936	7-11	62107	7-45
60941	7-11	62108	7-45
60942	5-49	62110-1	7-45
60948	6-7	62111	5-7
60949	5-14	62114-1	7-45
60950	6-6	62115-1	7-45
60953	5-15	62116	7-45

CROSS REFERENCE

Part Number	Page Number	Part Number	Page Number
62152	5-7	68873	5-46
62170-3	5-47	69465	5-45
62172	5-11	75025	5-31
62172	5-17	75025	8-7
62172	5-57	75302	6-11
62172	6-17	75430	5-7
62173	5-11	76058	5-27
62173	5-17	76321	7-33
62173	5-57	76322	7-21
62173	6-17	76589-2	5-35
62210	5-11	77097	5-14
62303	5-17	77097	5-57
62433	5-31	77097	6-16
62456	5-31	77097	6-17
62576B	7-45	77101	5-22
62577B-1	7-45	77101	8-14
62579-1	7-45	82092	5-13
62579-1	7-45	82092	6-7
62595	5-13	82198	7-4
62595	6-7	82198	7-6
62595-3	5-11	82199	7-5
62618	5-25	82199	7-7
62619	5-25	82229	7-37
62620	5-25	82368	5-22
62625	5-25	82475	5-19
62626	5-25	82509	5-48
62644	5-7	82661	5-22
62649-1	5-25	82679	5-43
62664	6-12	82733	5-22
62667	6-12	82780	5-59
62683	6-12	82802	5-59
62697	5-17	82806	5-51
62700	5-23	82806	6-15
62702	5-23	82814	5-51
62759	5-12	82814	6-15
62792	6-12	82816	6-15
62794	5-21	82830	5-51
63810	5-39	82830	6-15
63810	5-43	82833	6-15
64535	7-37	87514	7-28
64595	7-37	87536	5-33
65054	5-13	87579	5-19
65054	6-7	87579	5-21
65076	5-7	87631	5-25
65077	7-45	87837-S	9-15
65079	5-7	87837-S	9-5
65079-1	5-7	87837-S	9-8
65107	5-7	87838-S101	9-5
65121	5-27	87866	5-33
65122	5-27	352532-S	9-5
65128	5-27	356214-S8	9-13
65129	5-27	373118-S	9-15
65129-1	5-27		
65145-1	5-58		
67029	6-11		
67290	7-37		
67811	5-58		
68106	5-39		
68106	5-45		
68872	5-46		

SECTION 11

CONTENTS

	Page
TENNANT COMPANY LIMITED WARRANTY	11-3
TENNANT COMPANY, TENNANT COMPANY SUBSIDIARIES, AND MAJOR PARTS AND SERVICE LOCATIONS DIRECTORY	11-5

TENNANT COMPANY LIMITED WARRANTY

NEW MACHINES

Tennant Company warrants to the original purchaser for the period stated below that goods manufactured by it will be free from defects of workmanship and material, provided such goods are installed, operated, and maintained in accordance with Tennant Company's written manuals or other instructions. No warranty is made with respect to items supplied by Tennant Company on special order of purchaser. Tennant Company's sole obligation under this Warranty will be to repair and replace, at Tennant Company's option, parts that do not conform to this Warranty.

SIX-MONTH LABOR COVERAGE (U.S.A. AND CANADA ONLY)

For six (6) months in the U.S.A. or Canada, thirty (30) days elsewhere, from date of installation, Tennant Company will, at its option, provide labor for repair, pay for outside repair service, or pay the customer straight time in accordance with Tennant Company's flat rate schedule for particular warranty repairs. After six (6) months, Tennant Company's sole obligation shall be limited to the repair or replacement, at Tennant Company's option, of parts that do not conform to this Warranty according to the schedule below.

BATTERIES AND TIRES

Batteries and tires will be replaced if failure occurs due to defective material or workmanship within ninety (90) days from date of purchase. Thereafter, a pro rata adjustment from date of purchase to twelve (12) months will be made. The pro rata adjustment price of the replacement battery and/or tire will be the Tennant Company current price as of the adjustment request less 1/12th of that price for each month remaining in the twelve (12) month period. This Warranty applies only to batteries and tires purchased from Tennant Company and installed in vehicles used in normal service.

BRUSHES

Brushes that fail due to defective material or workmanship will be replaced on a pro rata basis within the first twelve (12) months of purchase. The replacement price will be calculated by multiplying the current Tennant Company price by the percentage of usable bristle remaining at the time of adjustment.

MACHINE WARRANTY PERIOD

Tennant Company warrants its equipment for a set number of months or for a set number of hours of use, whichever comes first. The warranty periods and hours of use vary depending upon the machine model. The warranty periods for Tennant Company's various machines are:

SCARIFIERS

Machine Model	Warranty Period	Machine Model	Warranty Period
G	12 months/500 hours	L2	12 months/500 hours
K4	12 months/500 hours	RS/TLR	12 months/500 hours
KDC	12 months/500 hours		

SCRUBBERS

Machine Model	Warranty Period	Machine Model	Warranty Period
465/480/490	24 months/750 hours	† 530E	24 months/2000 hours
1465/1480/1490	24 months/750 hours	550	12 months/1500 hours
† 510E	24 months/2000 hours	550E	12 months/1500 hours
* 528	24 months/2000 hours		

SWEEPERS

Machine Model	Warranty Period	Machine Model	Warranty Period
95AA/95 GR	24 months/2000 hours	235	24 months/1250 hours (except Duramer™)
97	24 months/2000 hours		
hopper			
140/140E	12 months/500 hours		5 years/5000 hours)
141	18 months/500 hours	* 255	24 months/1500 hours
186/1186	18 months/500 hours	* 275	24 months/2000 hours
215	18 months/750 hours	* 285	24 months/2000 hours
242E	24 months/1750 hours	* 365	24 months/2000 hours

*Ford engines installed as original equipment on TENNANT Model 255, 275, 285, 365, and 528 carry a 5 year/3000 hour parts only warranty. General maintenance items such as spark plugs, fan belts, carburetors, fuel pumps, and alternator assemblies are excluded.

†Except Duramer™ solution and recovery tanks, and optional Pre-Sweep™ hopper 5 years/5000 hours.

RECONDITIONED MACHINES

Tennant Company warrants to the purchaser of reconditioned equipment, purchased from Tennant Company, for the period of ninety (90) days from the date of delivery that the purchased equipment will be free from defects of workmanship and material, provided such equipment is operated and maintained according to Tennant Company written manuals or instructions. Tennant Company's sole obligation under this Warranty will be to repair and replace, at Tennant Company's option, parts that do not conform to this Warranty. No warranty of any kind is extended to equipment that is sold for salvage.

LABOR COVERAGE

For thirty (30) days from date of delivery Tennant Company will, at its option, provide labor for repair, pay outside repair service, or pay the customer straight time in accordance with Tennant Company flat rate schedule for particular warranty repair. After thirty (30) days, Tennant Company's sole obligation shall be limited to the repair or replacement, at Tennant Company's option, of parts that do not conform to this Warranty.

DEMONSTRATOR MACHINES

Demonstrator machines purchased from Tennant Company shall carry one of the following limited warranties:

1. Demonstrator machines purchased **without** a demonstrator discount carries the same warranty as new machines;
2. Demonstrator machines purchased **with** a demonstrator discount carries one-half the amount of warranty as new machines.

REPAIR PARTS

Repair parts supplied by Tennant Company are warranted against defects for the period stated below. Tennant Company's obligation is limited to the replacement of the warranted part, and Tennant Company shall not be obligated to provide labor (except certain engines also stated below) in installing such part.

ENGINES, SHORT BLOCKS, AND LONG BLOCKS

Manufacturer	Warranty Period	Manufacturer	Warranty Period
Continental	1 year or 1500 hours parts & labor	Perkins	1 year or 1500 hours parts & labor
Kohler	1 year or 1500 hours parts & labor (except Kohler Model K181S -500 hours)	Kubota	1 year or 1500 hours parts & labor
Briggs & Stratton	90 days or 200 hours parts & labor	Wisconsin	1 year or 500 hours parts & labor
Onan	1 year or 1500 hours parts & labor	Ford	1 year or 1500 hours parts only

- Engine part replacements such as water pumps, carburetors, and alternators are warranted for thirty (30) days parts only, no labor.
- Labor is to include only the time it takes to repair an engine. It does not include removal and replacement nor does it include travel time.

MAJOR HYDRAULIC COMPONENTS (PUMPS, MOTORS, CYLINDERS, AND CONTROL VALVES)

Manufacturer	Warranty Period	Manufacturer	Warranty Period
Cessna	1 year parts only	Oilgear	1 year parts only
Char-Lynn	1 year parts only	Gresen	90 days parts only
Victor (Dukes)	1 year parts only	MTE	90 days parts only
Ross	1 year parts only	Barnes	90 days parts only
Vickers	1 year parts only		

- Replacement parts are warranted for thirty (30) days parts only.

MAJOR ELECTRIC MOTORS

Manufacturer	Warranty Period	Manufacturer	Warranty Period
Baldor	1 year parts only	Ohio Electric	1 year parts only
General Electric	1 year parts only	HK Porter	1 year parts only

- All other repair parts are warranted for thirty (30) days only.

SERVICE LABOR

Labor performed by a Tennant Company service representative shall be warranted for thirty (30) days from the date the repairs are completed. This policy does not cover work performed by any service company, other than Tennant Company, and is restricted to the specific repair operation or component for which a claim is made.

THIS WARRANTY IS EXPRESSLY IN LIEU OF ALL OTHER EXPRESSED OR IMPLIED WARRANTIES INCLUDING THE WARRANTIES OF MERCHANTABILITY AND FITNESS AND OF ALL OTHER OBLIGATIONS AND LIABILITIES ON THE PART OF TENNANT COMPANY, INCLUDING LIABILITIES FOR DIRECT, IMMEDIATE, SPECIAL, INDIRECT, OR CONSEQUENTIAL DAMAGES ARISING OUT OF THE FAILURE OF ANY MACHINE OR PART OF IT TO OPERATE PROPERLY, INCLUDING THE COST OR EXPENSE OF PROVIDING SUBSTITUTE EQUIPMENT OR SERVICE DURING PERIODS OF MALFUNCTION OR NON-USE.

This Warranty cannot be extended, changed, or modified by any representative of Tennant Company.

**TENNANT COMPANY, TENNANT COMPANY SUBSIDIARIES, AND
MAJOR PARTS AND SERVICE LOCATIONS DIRECTORY**

LOCATION

NORTH AMERICA

U.S.A.

CALIFORNIA

Los Angeles Parts and Service Center
2861 East La Palma
P. O. Box 66066
Anaheim, CA 92806
Phone: (714) 630-0800
FAX: (714) 630-6934

GEORGIA

Atlanta Parts and Service Center
5805 Peachtree Corners E. Rd.
Norcross, GA 30092
Phone: (404) 447-1500
FAX: (404) 449-0418

ILLINOIS

Chicago Parts and Service Center
630 Supreme Drive
P. O. Box 590
Bensenville, IL 60106
Phone: (708) 595-1770
FAX: (708) 595-5635

MICHIGAN

Detroit Parts and Service Center
5601 Enterprise Dr.
P. O. Box 927
Warren, MI 48090
Phone: (313) 573-6600
FAX: (313) 573-2619

MINNESOTA

Tennant Company, World Headquarters
Minneapolis Factory Customer Services
701 N. Lilac Dr.
Minneapolis, MN 55422
Phone: (800) 553-8033 or (612) 593-8850
FAX: (612) 540-1437
Mailing Address:
P. O. Box 1452
Minneapolis, MN 55440

PENNSYLVANIA

Philadelphia Parts and Service Center
855 Bethel Avenue
P. O. Box 220
Pennsauken, NJ 08110
Phone: (609) 665-2231
FAX: (609) 665-4894

TEXAS

Dallas/Ft. Worth Parts and Service Center
1610 111th Street
Grand Prairie, TX 75050
Phone: (214) 647-0801
FAX: (214) 641-4011

CANADA

ONTARIO

Tennant
1329 Cardiff Boulevard
Mississauga, Ontario
Canada L5S 1R2
Phone: (416) 670-8599
FAX: (416) 670-8547

SOUTH AMERICA

BRAZIL

Equipamentos Tennant Limitada
Rus Alvares Cabral Nr. 871
Diadema - SP - Brazil CEP 09900
Phone: (55) 11-456-2656
FAX: (55) 11-465-4160

ASIA

JAPAN

Tennant Japan
c/o Nippon Yusokki Co., Ltd.
1-1, 2-chome, Higashikotari
Nagaokakyo-shi, Kyoto, 617
JAPAN
Phone: 075-956-8613
Telex: 05429926 NYK HJ
FAX: 075-955-8993

AUSTRALIA

AUSTRALIA

Tennant Australia
10 Hope Street
Ermington, N.S.W. 2115
Australia
Phone: (61) 2-858-5811
Telex: AA27393
FAX: (61) 2-858-1995

EUROPE

NETHERLANDS

Tennant N.V.
Industrielaan 6
5400 AA
Uden, N.B., Netherlands
Phone: (31) 4132 63955
Telex: 844 74768
FAX: (31) 4132 50008

(continued on following page)

EUROPE CONTINUED

UNITED KINGDOM

Tennant Maintenance Systems, Ltd.
Central Avenue
East Molesey
Surrey KT8 0QZ
United Kingdom
Phone: (44) 1-941-5585
FAX: (44) 1-941-4678

WEST GERMANY

Tennant N.V.
Walter-Freitag-Strasse 39
5630 Remscheid 11 (Lüttringhausen)
B.R.D.
Phone: (49) 2191-59140
Telex: (841) 08 513 478 TENV D.
FAX: (49) 2191-561436

This is a listing of *major* Tennant Company parts and service centers. Parts and service are also available at many other Tennant Company centers or distributors located around the world. To determine your nearest Tennant Company representative, phone or write the Tennant Company World Headquarters.