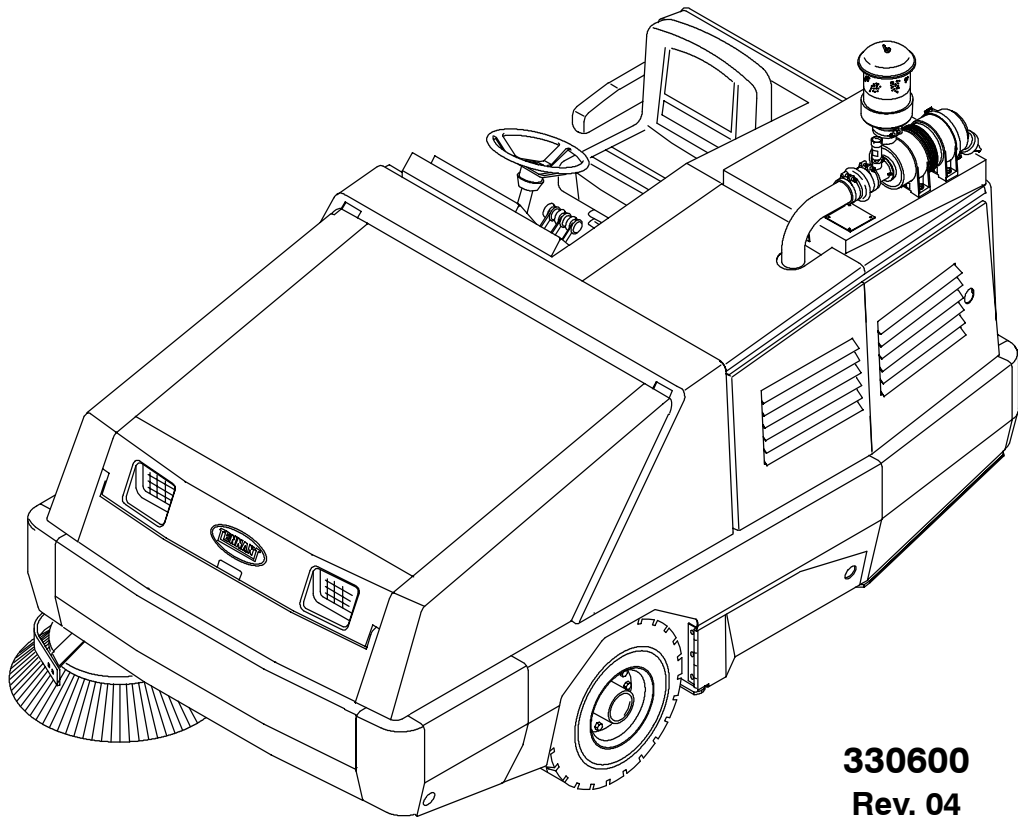




800D
Cummins Powered
(SPECIALS)
Parts Manual



330600
Rev. 04

CD-Rom Part No. 311301



This manual is furnished with each new TENNANT Model 800D Cummins powered machine.

This manual consists of the How To Use This Manual; Standard Parts; Options; Breakdowns; and Cross Reference sections.

MACHINE DATA

Please fill out at time of installation for future reference.

Machine Model Number - 800D

Machine Serial Number - _____

Machine Options - _____

TENNANT Representative/phone no. - _____

Customer ID Number - _____

Date of Installation - _____

Manual Number - 330600

Revision: 04

Published: 11-02

HOW TO USE THIS MANUAL

This section on *HOW TO USE THIS MANUAL* will tell you how to:

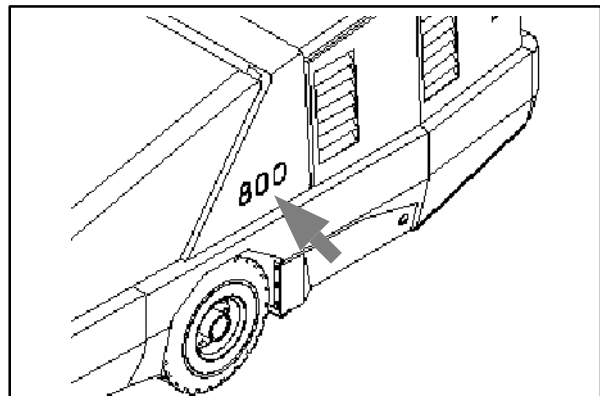
- Find important machine information for ordering correct repair parts.
- Find TENNANT part numbers.
- Order TENNANT parts and supplies.

IMPORTANT INFORMATION

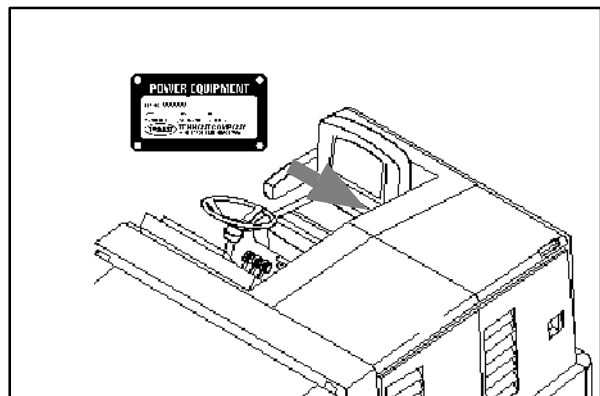
When placing an order for parts, the machine model and machine serial number are important. Refer to the *MACHINE DATA* box which is filled out during the installation of your machine. The *MACHINE DATA* box is located on the inside of the front cover of this manual.

MACHINE DATA	
Please fill in complete information for future reference.	
Machine Model Number -	EDCE
Machine Serial Number -	_____
Model Options -	_____
TENNANT Equipment Code Number -	_____
Customer ID Number -	_____
Date of Purchase -	_____
Buyer's Name -	_____
Buyer's CC -	_____
File Sheet -	E-9F

The model number of your machine is on the side of the machine.



The serial number of your machine is printed on the machine data plate located as shown.



HOW TO USE THIS MANUAL

FINDING A TENNANT PART NUMBER

This manual contains the following sections:

- HOW TO USE THIS MANUAL
- STANDARD PARTS
- OPTIONS
- BREAKDOWNS
- ENGINE BREAKDOWN
- CROSS REFERENCE

The STANDARD PARTS section lists repair parts for standard machines. They are grouped in this general order:

- General wear parts.
- Machine frame and related parts.
- Machine propelling system.
- Sweeping components.
- Electrical parts.

The OPTION section lists repair parts of options.

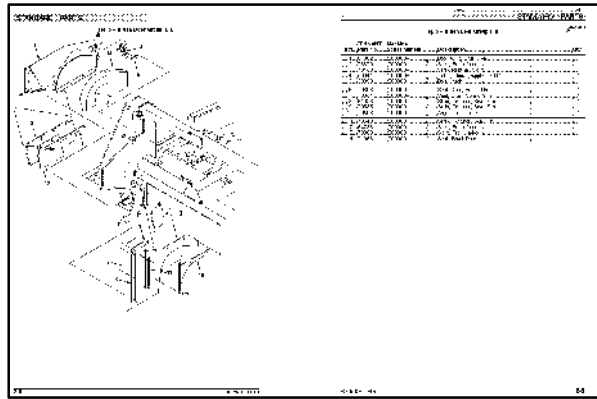
The BREAKDOWN section lists available repair parts of major components.

All sections in this manual consist of parts illustrations and corresponding parts lists.

The parts illustrations are numbered with **Ref** numbers which refer to corresponding parts lists.

The parts lists include a number of columns of information:


- **Ref** - column refers to the reference number on the parts illustration.
- ▽ - indicates the part is an assembly.
- ▲ - indicates the part is included in the assembly listed just before it.
- **TENNANT Part No.** - column lists the TENNANT part number for the part.
- **Serial Number** - column indicates the set of machines the part number is applicable to. Serial numbers change when the machine design has been modified. The most current design of the machine is shown in the main illustration, older designs are boxed in a corner of the illustration.
- **Description** - column is a brief description of the part.
- **Qty.** - column lists the quantity of that part used in that area of the machine.



TENNANT	Machine					
Ref.	Part No.	Serial number	Description	Qty.		
▽	59970	00C000	Reel Kit, Inscr Panel	1		
▲	1, 59976	00C000	Reel Kit, Case	1		
▲	2, 59977	00C000	Reel Kit, Seal	1		
▲	3, 59974	700000	Reel Kit, Air Filter	1		
▲	1, 59978	00C000	Reel Kit, Hourmeter	1		
▲	5, 59979	700000	Reel Kit, Touch Panel	1		
▲	8, 59971	00C000	Reel Kit, Lamp, Backlighting (8)	1		
▲	7, 60361	00C000	Reel Kit, Lamp (8)	1		
→	8, 10632-5	00C000	Garnet, Pbr, 25id For .09Mat	1		
→	9, 01969	00C000	Switch, Rocker, Dvd	1		
→	10, 57807	00C000	Cover, Rocker Switch Seal	1		
→	11, 07530	00C000	Switch Ignition	1		
→	12, 07666	00C000	Rev Set, Switch Kit	1		
→	13, 2109	00C000	Reel Kit, Sun Shield	1		
→	14, 06245	700000	Panel, Cwpr, Dash	1		
→	15, 70637	00C000	Seal, Handle, Valve	1		

NOTE: If a service kit is installed on your machine, be sure to keep the INSTRUCTION BULLETIN which came with the kit. It contains repair parts numbers needed for ordering future parts.

NOTE: Fasteners used in this machine may be metric or non-metric. Take care when replacing hardware to replace with same thread size.



PLACING AN ORDER

Orders may be placed by phone, fax, or by mail. Phone orders may need written confirmation. Follow the steps below to insure prompt delivery:

1. Identify the model number of your machine.
2. Identify the serial number of your machine.
3. Find the part number of the part you need. Do not order by page number or reference number. If you are not able to find the part number, call your TENNANT representative for help or send the old part as a sample.
4. Determine the quantity of the part you need.
5. Provide the following company information:
 - Company name
 - Customer ID Number
 - Shipping address
 - Billing address
 - First and last name of person ordering parts
 - Telephone number
 - Purchase order number
6. Provide definitive shipping instructions.

HOW TO USE THIS MANUAL

Any claim for loss or damage to a shipment in transit should be filed promptly with the transportation company making the delivery. Shipments will be complete unless the packing list or order acknowledgement indicates items back ordered.

If parts received are suspected to be incorrect or defective, please contact the TENNANT representative from whom you ordered the part. They will give authorization for return and/or handle replacement shipments when required.

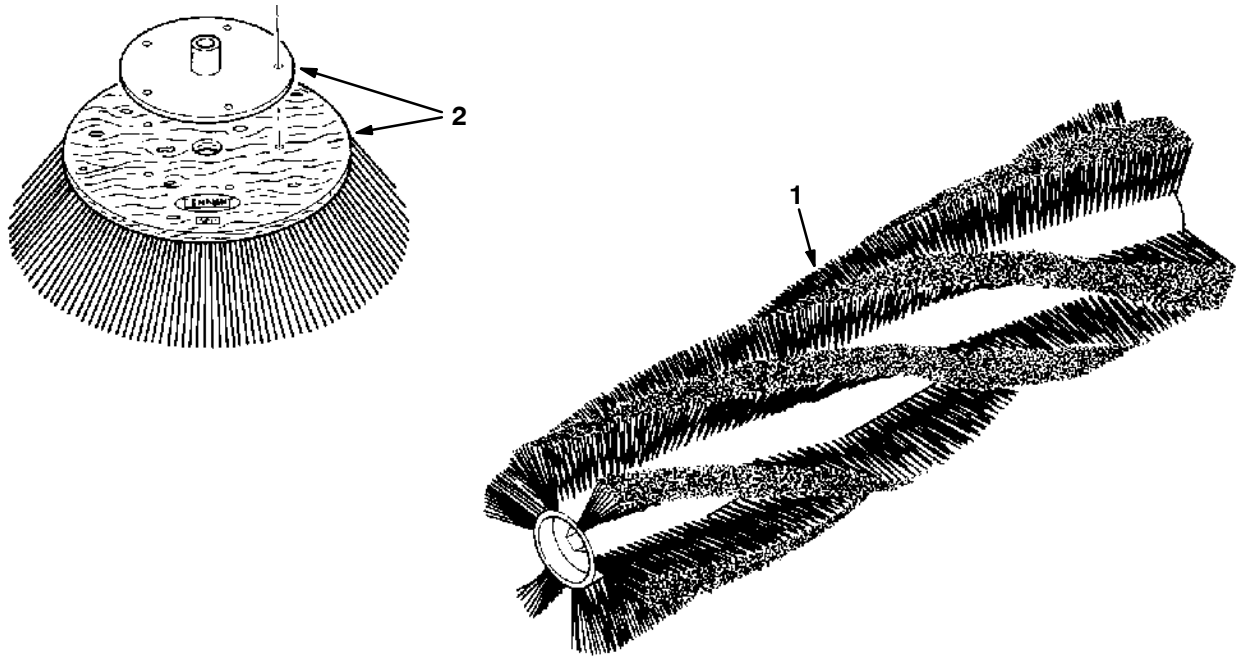
SECTION 2

Contents	Page	Contents	Page
Fig. 1 - Recommended General Maintenance Items	2-2	Fig. 46 - Vacuum Fan Impeller Group	2-90
Fig. 2 - Replacement Brushes	2-3	Fig. 47 - Vacuum Fan Motor Group	2-92
Fig. 3 - Main Frame, Skirt and Seals Group ...	2-4	Fig. 48 - Steering Group	2-94
Fig. 4 - Left Brush Door Group	2-6	Fig. 49 - Instrument Panel Assembly	2-96
Fig. 5 - Right Brush Door Group	2-8	Fig. 50 - Circuit Breaker and Relay Group	2-98
Fig. 6 - Operator Station Group	2-10	Fig. 51 - Wire Harnesses Group	2-99
Fig. 7 - Engine Cover and Lintel Group	2-12	Fig. 52 - Label Group	2-106
Fig. 8 - Engine Side Door Group	2-14		
Fig. 9 - Hydraulic Cooler, Filter and Rear Door Group	2-16		
Fig. 10 - Hopper Lift Arms Group	2-18		
Fig. 11 - Hopper Lift Cylinders Group	2-20		
Fig. 12 - Hopper Group	2-22		
Fig. 13 - Hopper Door Group	2-24		
Fig. 14 - Hopper Cover Group	2-26		
Fig. 15 - Hopper Bumper Group	2-28		
Fig. 16 - Filter Shaker Group	2-30		
Fig. 17 - Pressure Switch Group	2-32		
Fig. 18 - Engine and Mount Group	2-34		
Fig. 19 - Engine Compartment Floor Group ...	2-36		
Fig. 20 - Throttle Group	2-38		
Fig. 21 - Alternator Group	2-40		
Fig. 22 - Engine Oil Filter Group	2-42		
Fig. 23 - Air Cleaner Group	2-44		
Fig. 24 - Muffler Group	2-46		
Fig. 25 - Fuel Tank Group	2-48		
Fig. 26 - Radiator Hose Group	2-50		
Fig. 27 - Radiator and Cooling Fan Group	2-52		
Fig. 28 - Battery Group	2-54		
Fig. 29 - Rear Wheel Drive Group	2-56		
Fig. 30 - Front Wheels and Brakes Group	2-58		
Fig. 31 - Wheel Assembly	2-60		
Fig. 32 - Brake Pedals Group	2-62		
Fig. 33 - Directional Pedal Group	2-64		
Fig. 34 - Hydraulic Pumps Group	2-66		
Fig. 35 - Hydraulic Schematic	2-68		
Fig. 36 - Hydraulic Hose Group (000000-004936)	2-70		
Fig. 37 - Hydraulic Hose Group (004937-)	2-72		
Fig. 38 - Hydraulic Reservoir Group	2-74		
Fig. 39 - Hydraulic Solenoid Valve Group	2-76		
Fig. 40 - Hydraulic Lift Valve Group	2-78		
Fig. 41 - Side Brush Group	2-80		
Fig. 42 - Side Brush Lift Group	2-82		
Fig. 43 - Main Brush Drive Group	2-84		
Fig. 44 - Main Brush Lift Group	2-86		
Fig. 45 - Main Brush Adjustment Group	2-88		

Fig. 1 - Recommended General Maintenance Items

Ref.	Tennant Part No.	Machine Serial Number	Description	Qty.
▽	77632	(000000-) Maintenance Kit, Skirts	1
▲	73870	(000000-) Skirt, Brush Door	2
▲	64788	(000000-) Skirt, Brush Door	2
▲	70453	(000000-) Strip, Retainer, Skirt	2
▲	62955	(000000-) Skirt, Seal, Main Brush	1
▲	62957	(000000-) Channel, Retainer, Seal, Rear	1
▲	62954	(000000-) Blade, Deflector	1
▲	62956	(000000-) Strap, Retainer, Seal	1
▲	43500	(000000-) Chain, Link#2/0, 7Links	1
▽	79032	(000000-) Maintenance Kit, Skirts 800	1
▲	64919	(000000-) Seal, Pan, Top	1
▲	64920	(000000-) Channel, Retainer	1
▲	73654	(000000-) Seal, Brush Comp, Side	2
▲	73888	(000000-) Skirt, Front, Indoor	2
▲	769002	(000000-) Element, Fltr, Oil, Engine	4
▲	310753	(000000-) Filter, Fuel, Element	1
▲	375686	(000000-) Element, Filter, Air	1
▲	375687	(000000-) Element, Filter, Safety	1
▲	310653	(000000-) Element, Filter, Air	1
▲	310654	(000000-) Element, Filter, Safety	1
▲	34306	(000000-) Breather, Hyd 40Mic No DS	1
▲	31613	(000000-) Strainer-Hyd Suction 25-100-03	1
▲	65221	(000000-) Element, Fltr, Oil	1
▲	65869-5	(000000-) Fluid, Hyd Oil, SHP 15/40 5Gal	3

Fig. 2 - Replacement Brushes



04313 - 800

Ref.	Tennant Part No.	Machine Serial Number	Description	Qty.
1	35326	(000000-) Brush-Sweep Spl-50Lg - 8Dr-Poly	1
1	35324	(000000-) Brush-Sweep Spl-50Lg-8Dr-P&W	1
1	35327	(000000-) Brush-Sweep Spl-50Lg-8Dr-Wire	1
1	35325	(000000-) Brush-Outsd Spl-50Lg - 8Dr-Poly	1
1	35336	(000000-) Brush-Patrl Spl-50Lg - 4Qr-Nyl	1
1	35323	(000000-) Brush-Sweep Spl-50Lg-24Sr-Nyl	1
▽	2	75011	(000000-) Brush-Side Swp -26 D-Assy-Nyl	1
▲	51021N	(000000-) Brush-Side Swp -26 D-Nyl	1
▲	51963	(000000-) Adaptor Weldm., Side Brush 1.0B	1
▽	2	75010	(000000-) Brush-Side Swp -26 D-Assy-Fltw	1
▲	51542	(000000-) Brush-Side Swp -26 D-Fltw	1
▲	51963	(000000-) Adaptor Weldm., Side Brush 1.0B	1
▽	2	70649	(000000-) Brush-Side Swp -26 D-Assy-Poly	1
▲	70538	(000000-) Brush-Side Swp -26 D-Poly	1
▲	51963	(000000-) Adaptor Weldm., Side Brush 1.0B	1

Fig. 3 - Main Frame, Skirt and Seals Group

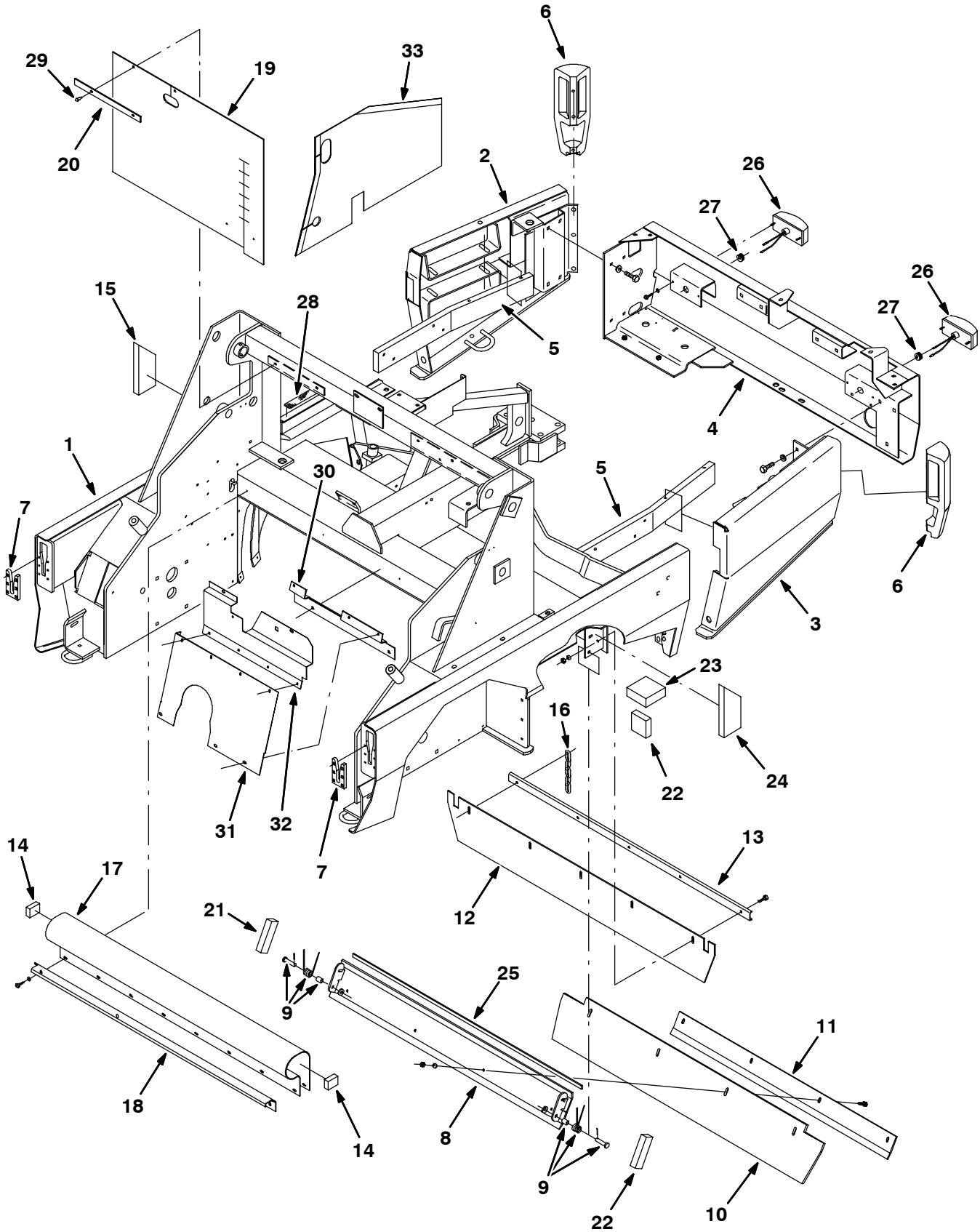


Fig. 3 - Main Frame, Skirt and Seals Group

Ref.	Tennant Part No.	Machine Serial Number	Description	Qty.	
1	77777	(000000-) Frame	1	
2	77782	(000000-) Panel Wldt, Rear, Rh	1	
3	77734	(000000-) Panel Wldt, Rear, Lh	1	
4	79680	(000000-) BumperWldt, Rear	1	
5	77593	(000000-) Bar, Frame	2	
6	63544	(000000-) Bumper, Corner, Mach	2	
7	63663	(000000-) Plate, Guide, Bumper	2	
8	73645	(000000-) Channel, Mounting	1	
9	69904	(000000-) Spring, Recirculation	1	
10	62954	(000000-) Blade, Deflector	1	
11	62956	(000000-) Strap, Retainer, Seal	1	
12	62955	(000000-) Skirt, Seal, Main Brush	1	
13	62957	(000000-) Channel, Retainer, Seal,Rear	1	
14	82125	(000000-) Seal Foam Rbr .75 1.5W 2.1L	2	
15	74066	(000000-) Insulation, S/Foam	1	
16	43500	(000000-) Chain,Link#2/0,7Links	1	
17	64919	(000000-) Seal, Pan, Top	1	
18	64920	(000000-) Channel, Retainer	1	
19	375684	(000000-) Shield, Dust	1	
20	70843	(000000-) Strip, Retainer, Shield, Rh	1	
21	74064	(000000-) Insulation, S/Foam	2	
22	73863	(000000-) Insulation, S/Foam 1.0X3.0X3.0	2	
23	73862	(000000-) Insulation, S/Foam 1.5X4.0X4.0	2	
24	74067	(000000-) Insulation, S/Foam	1	
25	79010	(000000-) Seal	1	
▽	26	57941	(000000-) Light Assy Stop/Red 12V- . A	2
▲		45780	(000000-) Bulb, 12V .5A 4Cp #1157	1
	27	87515	(000000-) Grommet,Rbr,0.50ld,For .25Matl	2
	28	86798	(000000-) Pad, Tread	1
	29	21168	(000000-) Clip, Pine-Tree .250h Plastic	3
	30	310634	(000000-) Firewall Brkt, Lower	1
	31	310628	(000000-) Firewall, Lower	1
	32	310627	(000000-) Firewall, Upper	1
	33	375683	(000000-) Flap, Rubber	1

Fig. 4 - Left Brush Door Group

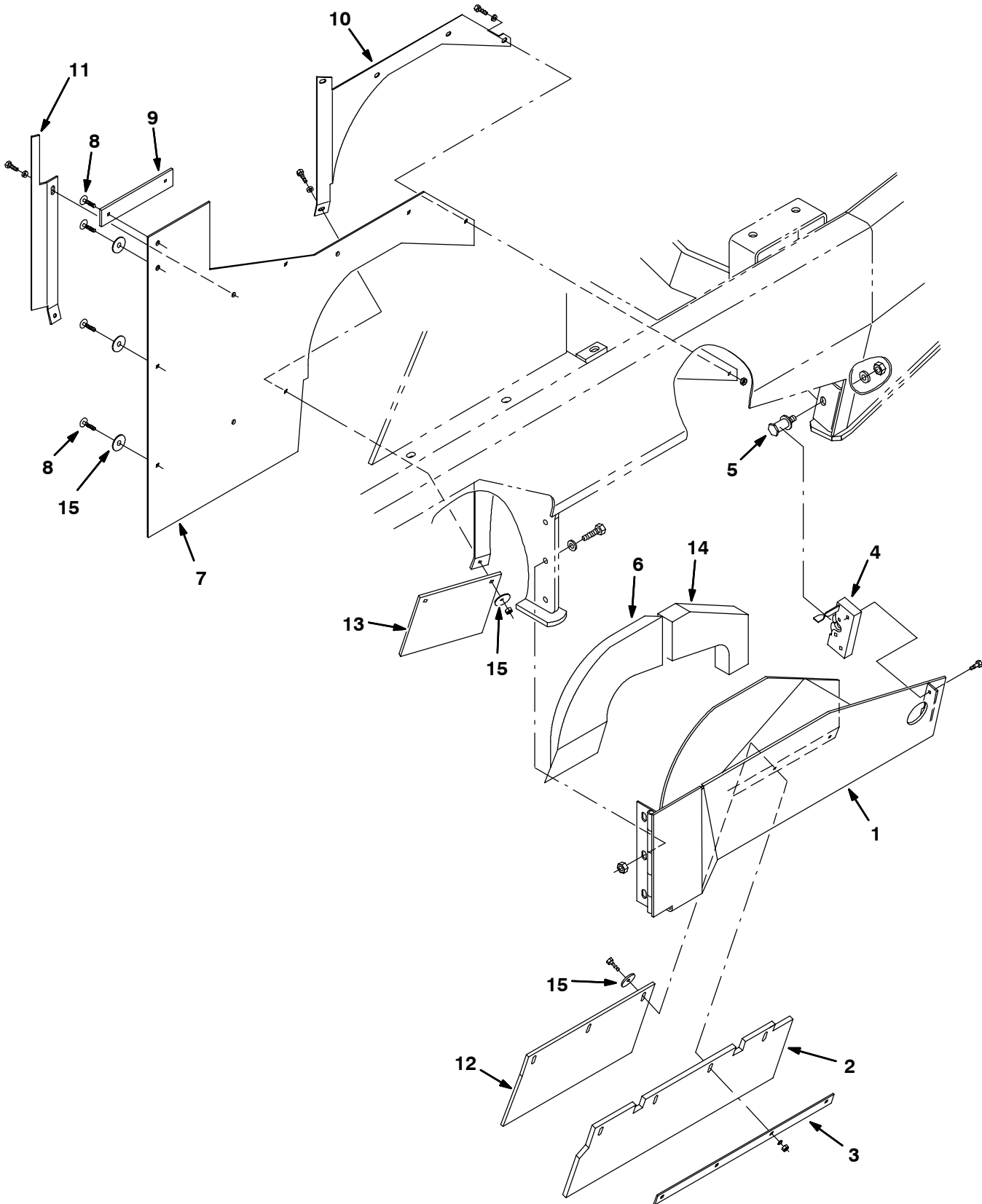


Fig. 4 - Left Brush Door Group

Ref.	Tenant Part No.	Machine Serial Number	Description	Qty.
1	64801	(000000-) Door Wldt, Brush, Lh	1
2	73870	(000000-) Skirt, Brush Door	1
3	70453	(000000-) Strip, Retainer, Skirt	1
4	58489	(000000-) Latch, Hook (Supplier'S Rh)	1
5	58898	(000000-) Bolt, Latch	1
6	70809	(000000-) Seal, Door, Brush, Lh	1
7	73654	(000000-) Seal, Brush Comp, Side	1
8	21168	(000000-) Rivet, Plastic	5
9	21282	(000000-) Strip, Retainer, Seal, Side	1
10	70597	(000000-) Angle, Retainer, Seal	1
11	73648	(000000-) Strip, Retainer, Seal, Lh	1
12	64788	(000000-) Skirt, Brush Door	1
13	73888	(000000-) Skirt, Front, Indoor	1
14	74062	(000000-) Seal, Brush Door	1
15	41178	(000000-) Fender Washer	6

Fig. 5 - Right Brush Door Group

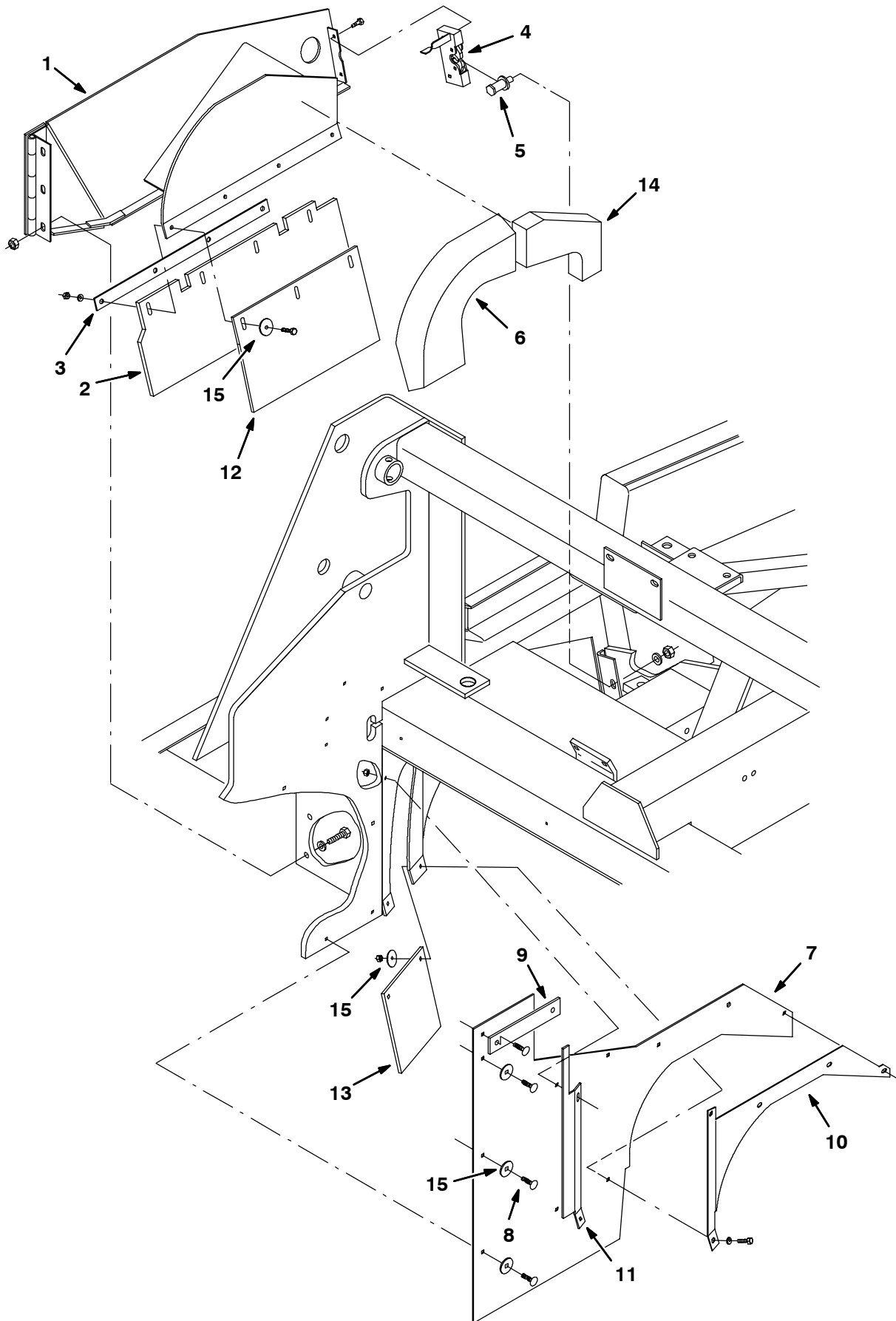


Fig. 5 - Right Brush Door Group

Ref.	Tenant Part No.	Machine Serial Number	Description	Qty.
1	64802	(000000-) Door Wldt, Brush, Rh	1
2	73870	(000000-) Skirt, Brush Door	1
3	70453	(000000-) Strip, Retainer, Skirt	1
4	58844	(000000-) Latch, Hook (Supplier's Lh)	1
5	58898	(000000-) Bolt, Latch	1
6	70808	(000000-) Seal, Door, Brush, Rh	1
7	73654	(000000-) Seal, Brush Comp, Side	1
8	21168	(000000-) Rivet, Plastic	5
9	21282	(000000-) Strip, Retainer, Seal, Side	1
10	70598	(000000-) Angle, Retainer, Seal	1
11	73649	(000000-) Strip, Retainer, Seal, Rh	1
12	64788	(000000-) Skirt, Brush Door	1
13	73888	(000000-) Skirt, Front, Indoor	1
14	74063	(000000-) Seal, Brush Door	1
15	41178	(000000-) Fender Washer	6

Fig. 6 - Operator Station Group

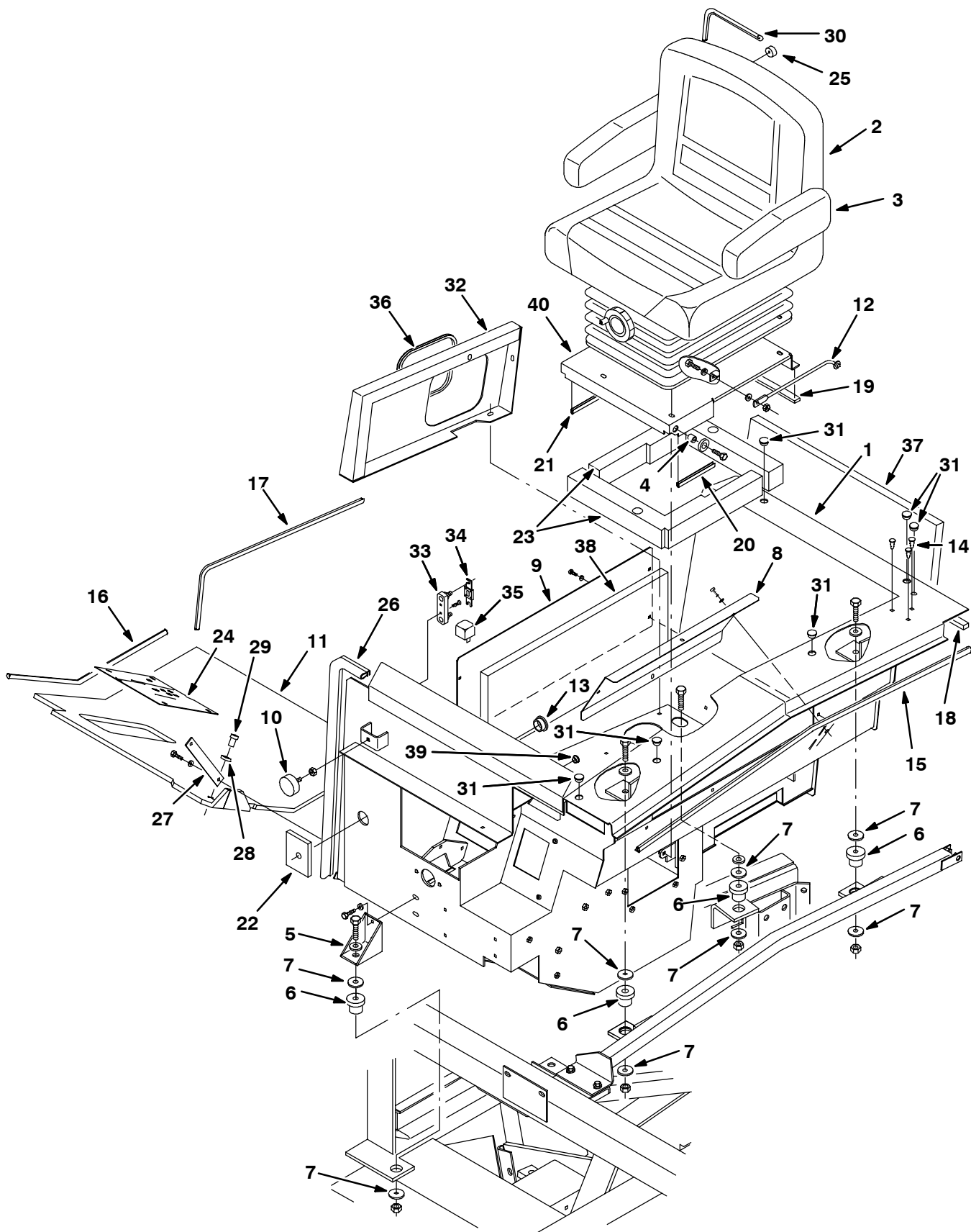


Fig. 6 - Operator Station Group

Ref.	Tenant Part No.	Machine Serial Number	Description	Qty.
	1	380680	(000000-) Panel Wldt w/label	1
▽	2	63294	(000000-) Seat, Suspension	1
▲	3	311336	(000000-) Armrest, Black	1
	4	40716	(000000-) Sleeve, .385B .62D .62 Cd.Cad	2
	5	63751	(000000-) Bracket, Oper Comp	1
	6	51176	(000000-) Dampner, Engine	4
	7	04414	(000000-) Washer, .531B 1.88D .12Hard Zn	8
	8	64884	(000000-) Panel, Cover, Access	1
	9	375696	(000000-) Panel, Engine Access	1
	10	70756	(000000-) Bumper, Rubber	1
	11	76495	(000000-) Tread, Floormat, Rubber	1
	12	54615	(000000-) Rod, Seat	1
	13	76888	(000000-) Plugbtn 1.25h .12 Max Blacknyl	1
	14	77399	(000000-) Clip, Pine-tree .236h Plastic	3
	15	57820	(000000-) Seal, 48.0 Lg.	1
	16	73903	(000000-) Seal, Bulb, Sd-0504 24.50Lg	1
	17	73901	(000000-) Seal, 7.00 Lg	1
	18	74081	(000000-) Seal	1
	19	44777	(000000-) Seal,Foam Rbr, .31 .75W 14.8L	1
	20	62595-3	(000000-) Molding, Trim 11-14Ga 5.75	1
	21	62595-2	(000000-) Molding, Trim 11-14Ga 15.75	1
	22	79028	(000000-) Seal, Rod, Adjuster	1
▽		76494	(000000-) Sealing Kit, Operator Comp	1
▲	23	76285	(000000-) Insulation, S/Foam, Seat	2
▲	24	79116	(000000-) Seal, Dust	1
	25	82921	(000000-) Bumper, Rubber	1
	26	77340	(000000-) Seal, Bulb, Sd-0504 28.00 Lg	1
	27	76492	(000000-) Bar, Retainer	1
	28	41178	(000000-) Washer-Flt .25 Fender Rltd.	1
	29	21246	(000000-) Rivet, Plastic .325D X .787	1
	30	49282	(000000-) Molding, Trim 16Ga&Thinnr 10.0	1
	31	75428	(000000-) Plugbtn .75h .03-.12 Blacknyl	9
	32	380730	(000000-) Panel, Fuel Inlet w/label	1
	33	86381	(000000-) Block, Fuse	1
	34	87319	(000000-) Fuse, 40 Amp	1
	35	380559	(000000-) Relay, 12Vdc 70A Cont Spst	1
	36	380692	(000000-) Trim	1
	37	23946	(000000-) Insulation	1
	38	375698	(000000-) Insulation	1
	39	33806	(000000-) Plug	1
	40	70478	(000000-) Panel, Support, Seat	1

Fig. 7 - Engine Cover and Lintel Group

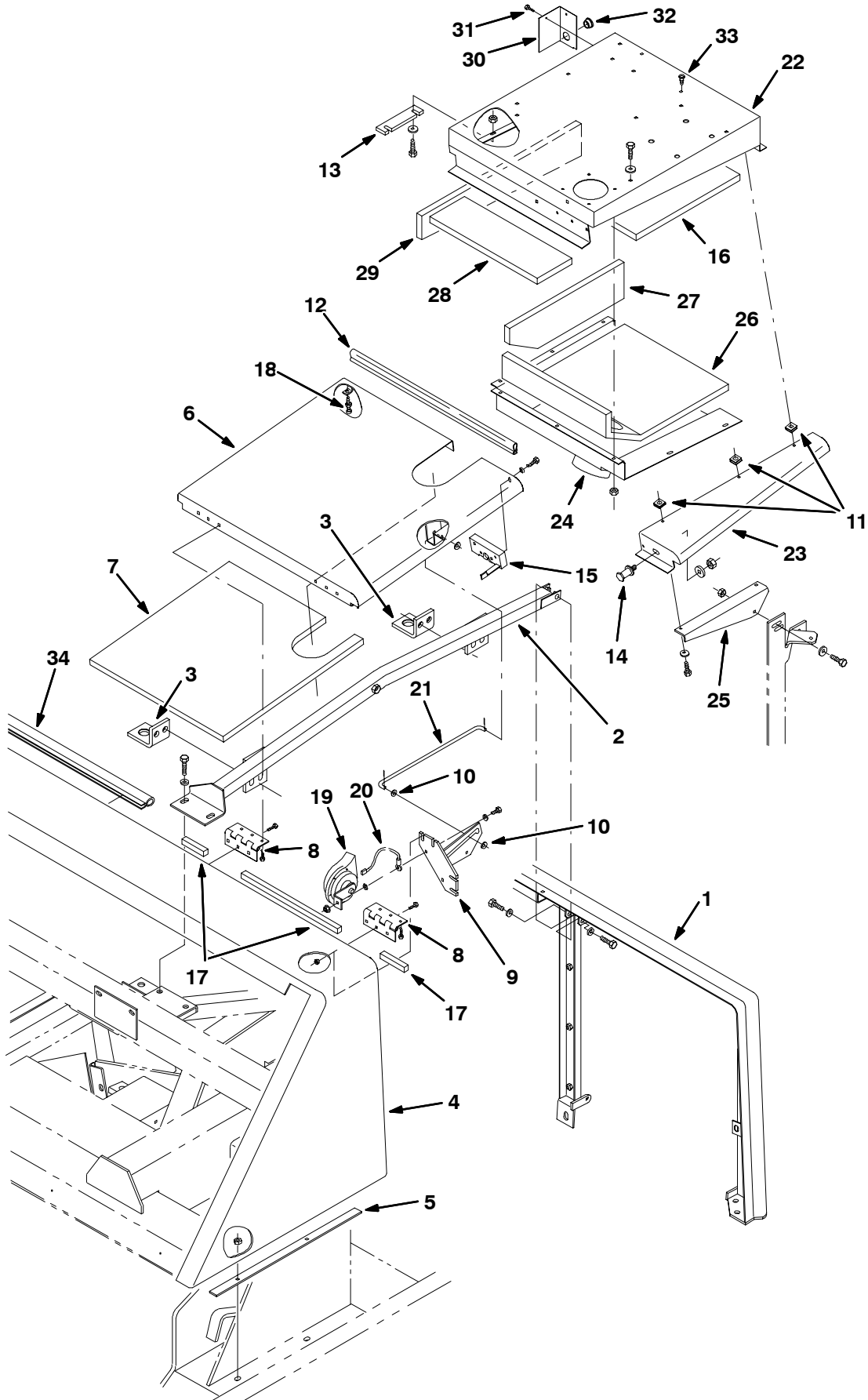


Fig. 7 - Engine Cover and Lintel Group

Ref.	Tennant Part No.	Machine Serial Number	Description	Qty.
1	64312	(000000-) Lintel, Rear	1
2	380533	(000000-) Tube Wldt, Brace, Center	1
3	380532	(000000-) Bracket, Brace Center	2
4	64278	(000000-) Lintel, Main	1
5	64279	(000000-) Strip, Spacer	2
6	310644	(000000-) Cover Wldt, Engine	1
7	375690	(000000-) Foam, Accustic	1
8	74040	(000000-) Hinge	2
9	21131	(000000-) Bracket Wldt, Gas Spring	1
10	43454	(000000-) Washer, .344B .69D .06Nylon	2
11	12271	(000000-) U-Nut Clip, M6	3
12	77778	(000000-) Seal, Bulb, Sd-0504 19.75Lg	1
13	21230	(000000-) Plate, Support, Cover Se	1
14	59192	(000000-) Latch, Bolt	1
15	58844	(000000-) Latch, Hook, Rh	1
16	375537	(000000-) Insulation, S/Foam .5T 17.0X 15	1
17	53461-2	(000000-) Seal,Foam Rbr, .62 .62W 24.5L	1
18	75128	(000000-) Spindle, Adjustment	1
19	369704	(000000-) Horn, 12 Volt	1
20	21643	(000000-) Wire, Lead	1
21	75883	(000000-) Rod, Support Cover	1
22	375536	(000000-) Panel Wldt, Cover Engine	1
23	77711	(000000-) Cover, Eng, Top	1
24	47958	(000000-) Panel, Vacuum Duct	1
25	375513	(000000-) Bracket, L 12.0L Hood Support	1
26	380761	(000000-) Insulation, S/Foam, .8T 17.0X15	1
27	380762	(000000-) Insulation, S/Foam, .8T 18.0X4.5	1
28	380763	(000000-) Insulation, S/Foam, .8T 16.5X5	1
29	380764	(000000-) Insulation, S/Foam, .8T 23.0X4X3	1
30	380760	(000000-) Panel, Corner, Eng Cover	1
31	55845	(000000-) Scr-Hxfmgm 5X0.8 16 pltd	1
32	82727	(000000-) Plugbutton .88H .03-.12 Blacknyl	1
33	77399	(000000-) Clip, Tree	11
34	55756	(000000-) Seal	1

Fig. 8 - Engine Side Door Group

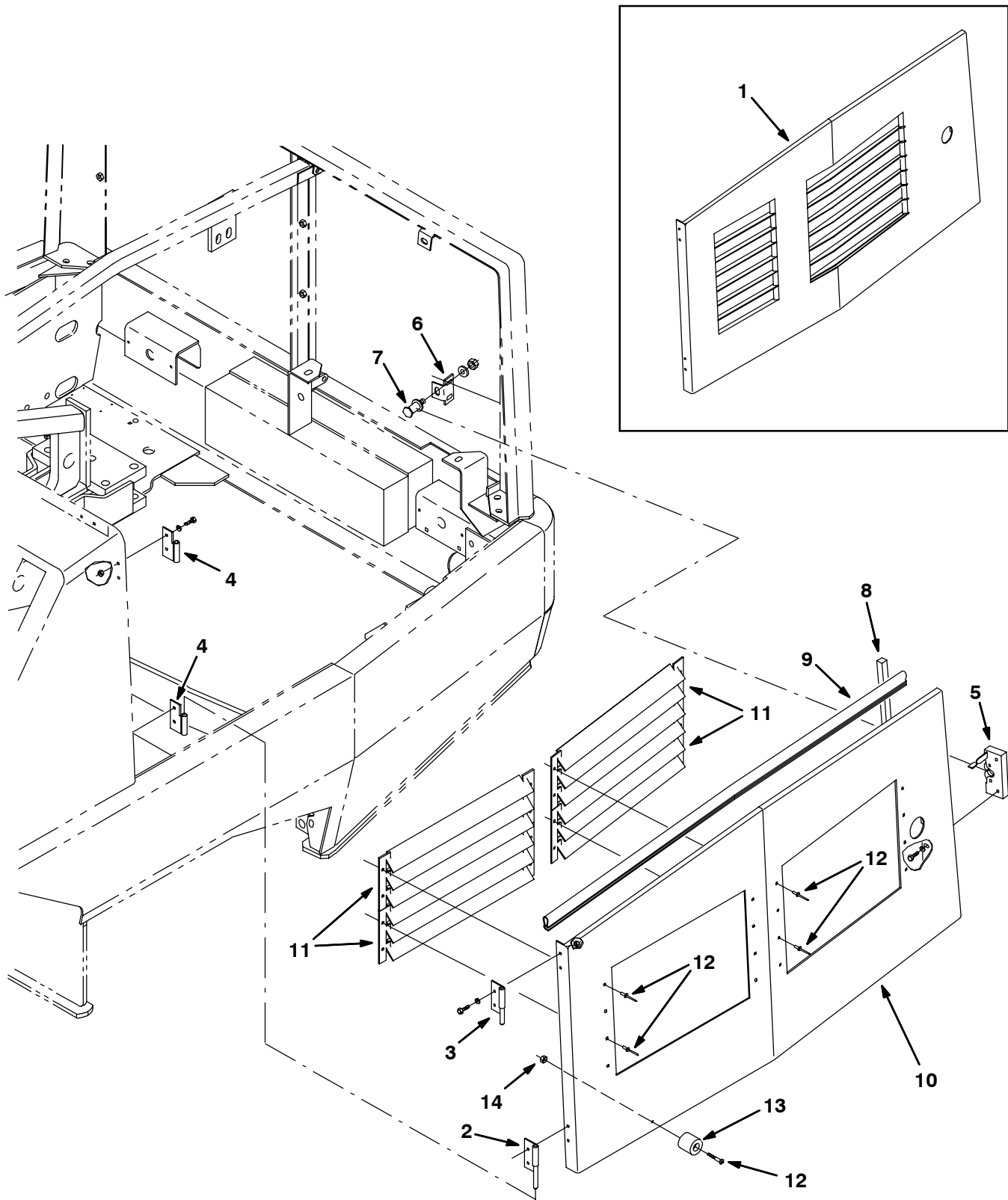


Fig. 8 - Engine Side Door Group

Ref.	Tenant Part No.	Machine Serial Number	Description	Qty.
1	375695	(000000-) Door Wldt, Engine	1
2	64543	(000000-) Hinge, W/Pin	1
3	70628	(000000-) Hinge, W/Pin	1
4	64545	(000000-) Hinge	2
5	58489	(000000-) Latch, Hook Rh	1
6	70407	(000000-) Angle, Bolt, Latch	1
7	59192	(000000-) Latch, Bolt	1
8	53461-2	(000000-) Seal,Foam Rbr, .62 .62W 24.5L	1
9	57820	(000000-) Seal, 48.0 Lg.	1
10	375693	(000000-) Panel, Louver	4
11	06524	(000000-) Rivet, Pop	16
12	09258	(004903-) Screw, Pan, M 6 X 1.0 X 40, 4.8	1
13	44851	(004903-) Bumper, Rbr, 1.5d 1.50 0.28h	1
14	08708	(004903-) Nut, Hex, Lock, M06 X 1.0, NI	1

Fig. 9 - Hydraulic Cooler, Filter and Rear Door Group

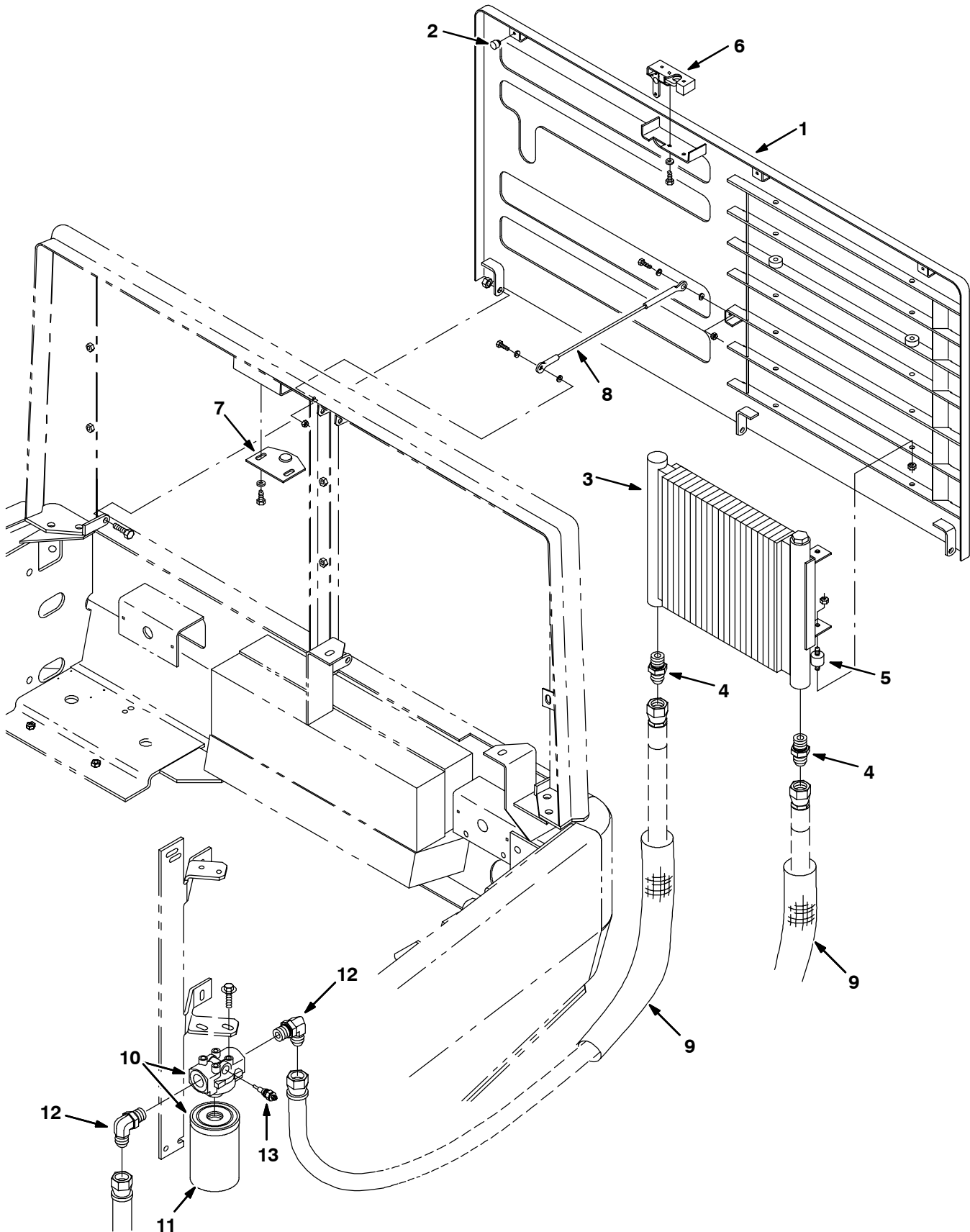


Fig. 9 - Hydraulic Cooler, Filter and Rear Door Group

Ref.	Tennant Part No.	Machine Serial Number	Description	Qty.
1	48006	(000000-) Door Wldt, Rear	1
2	51787	(000000-) Bumper, Rubber	3
3	64419	(000000-) Cooler-Hyd	1
4	42260	(000000-) Ftg-Hyd Str Jm12/Om12	2
5	51322	(000000-) Isolator-Vibration .31-18	4
6	59661	(000000-) Latch	1
7	65252	(000000-) Plate, Striker	1
8	36192	(000000-) Lanyard Assy.	1
9	82830	(000000-) Sleeve, Nyl 16.0 L	2
▽	10	10664	(000000-) Filter Assy, Spin-on	1
▲	11	65221	(000000-) Filter Element	1
	12	46481	(000000-) Ftg-Hyd E90 Jm12/om12	2
	13	65222	(000000-) Sender, Filter, Hydraulic	1

Fig. 10 - Hopper Lift Arms Group

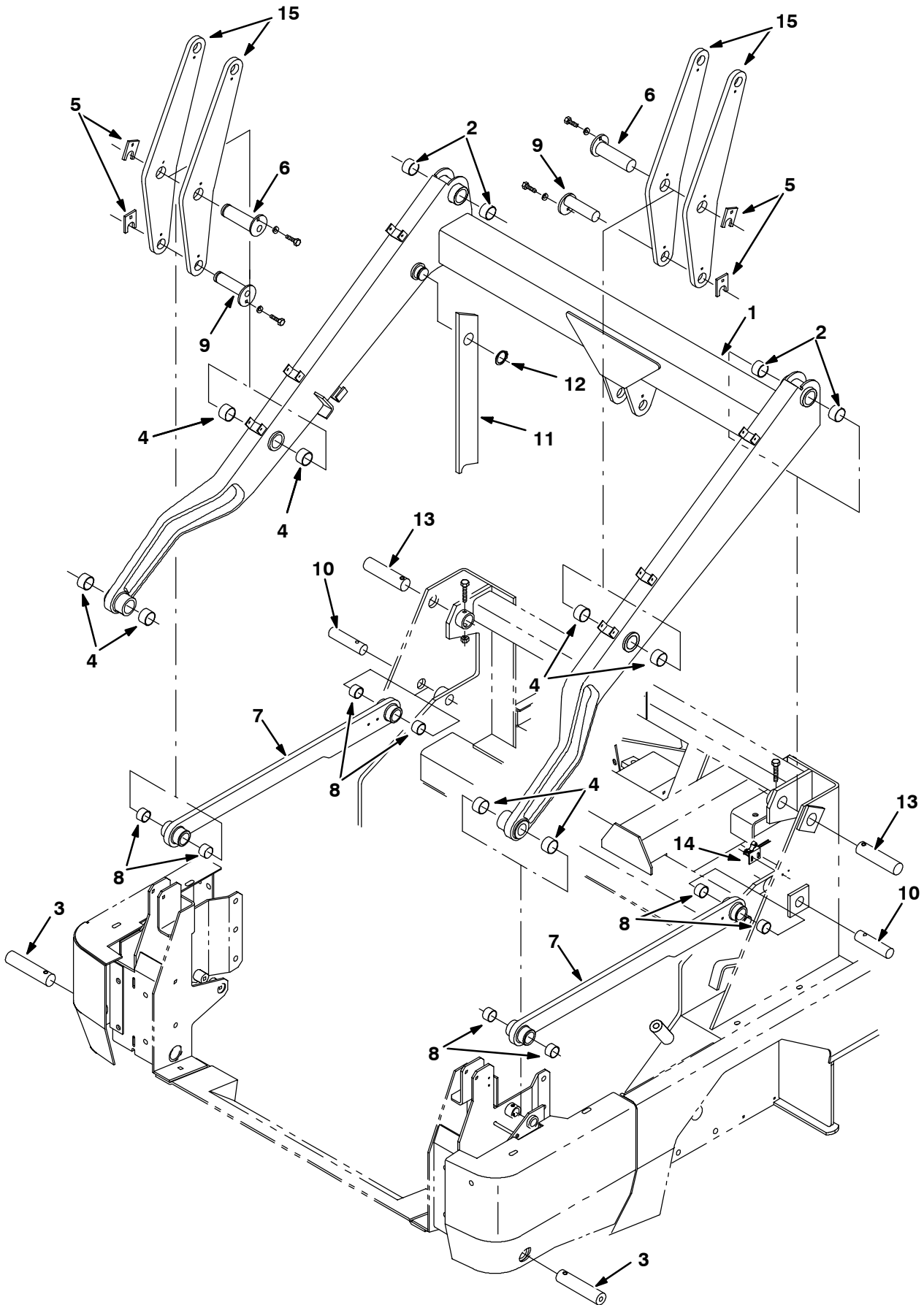


Fig. 10 - Hopper Lift Arms Group

Ref.	Tenant Part No.	Machine Serial Number	Description	Qty.
1	75861	(000000-) Arm Wldt, Hopper Lift w label	1
2	58293	(000000-) Bearng-Journal	4
3	77463	(000000-) Pin, 1.500 0Dx7.81, Drilled	2
4	58293	(000000-) Bearng-Journal	8
5	83554	(000000-) Plate, Pin Retainer	4
6	83551	(000000-) Pin Weldt.	2
7	76235	(000000-) Bar, Arm, Lower, Machining	2
8	57936	(000000-) Bearing-Journal	2
9	83553	(000000-) Pin Weldt.	2
10	76470	(000000-) Pin	2
11	380681	(000000-) Arm, Safety W/Label	1
12	63926	(000000-) Ring, Retaining, Ex 1.5 Dia Hd	1
13	76471	(000000-) Pin	2
14	59965	(000000-) Switch, Roller	1
15	83549	(000000-) Plate, Link	4

Fig. 11 - Hopper Lift Cylinders Group

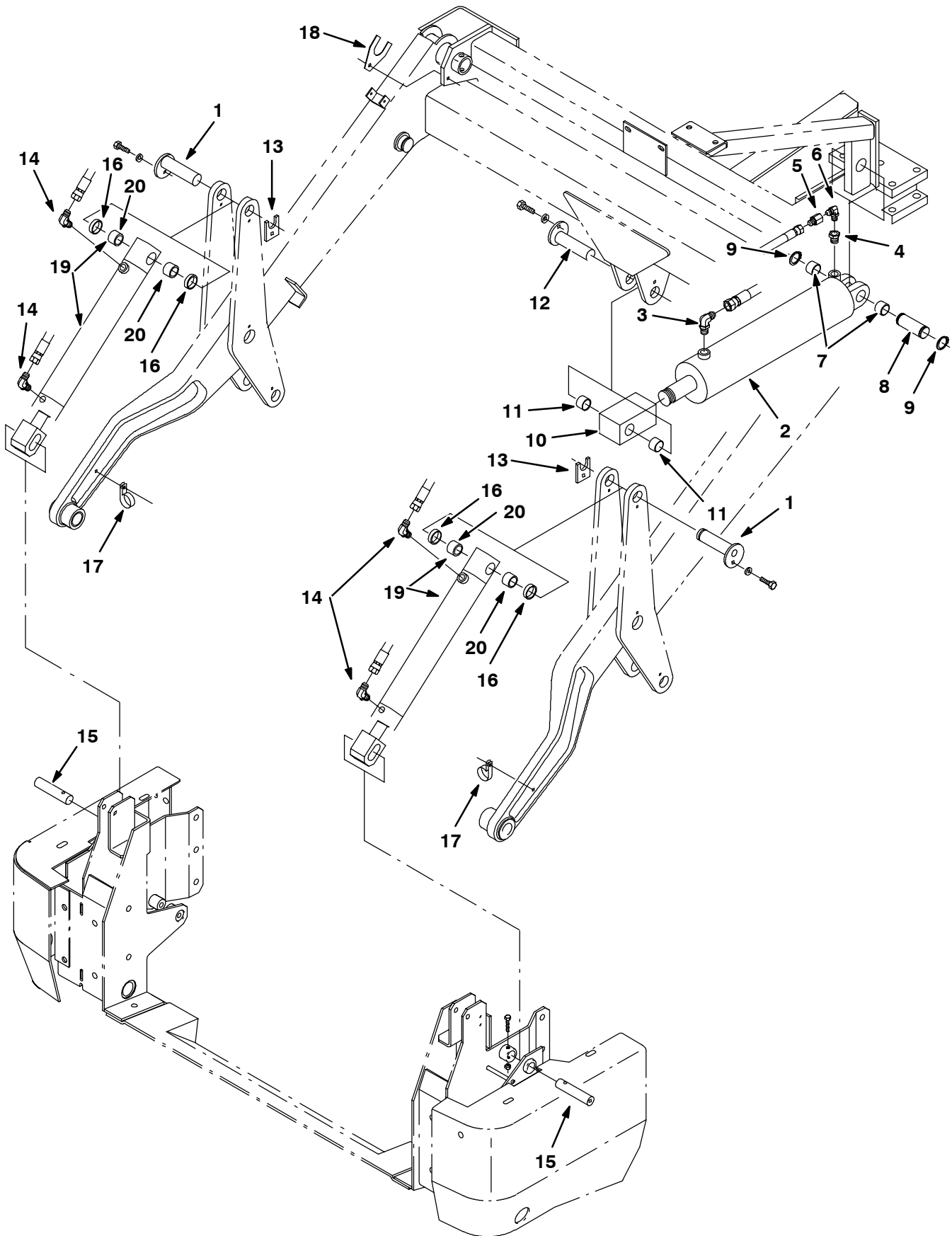


Fig. 11 - Hopper Lift Cylinders Group

Ref.	Tennant Part No.	Machine Serial Number	Description	Qty.	
1	83553	(000000-) Pin Wldt.	2	
2	62975	(000000-) Cylinder, Hyd 4.0B 14.5S 2500 (See Breakdowns)	1	
3	47512	(000000-) Ftg-Hyd E90 Jm06/Om08	1	
4	55686	(000000-) Ftg-Hyd Str Jm04/Om08	1	
5	16456	(000000-) Ftg-Hyd Rst Jm04/.063	1	
6	39210	(000000-) Ftg-Hyd E90 Jm04/Jf04	1	
7	59866	(000000-) Bearing, Journal	1	
8	63583	(000000-) Pin, 1.25 Odx 3.50, Grooved	1	
9	58359	(000000-) Retaining Ring-External, 1.25D	2	
10	64156	(000000-) Bar, Cylinder End	1	
11	57936	(000000-) Bearing-Journal	2	
12	83553	(000000-) Pin, 1.250 Od X 4.50	1	
13	83554	(000000-) Plate, Pin Retainer	2	
14	47638	(000000-) Ftg-Hyd E90 Jm04/Om06	4	
15	63584	(000000-) Pin, 1.00 Odx 4.50, Drilled	2	
16	83555	(000000-) Spacer	4	
17	67767	(000000-) Clamp-Cable,.69Dia. 62Wth	2	
18	75891	(000000-) Plate, Spacer	2	
▽	19	379050	(000000-) Cylinder, hyd. 2.0 B 14.9S 2500	2
▲	20	57936	(000000-) Bearing-Journal	2

Fig. 12 - Hopper Group

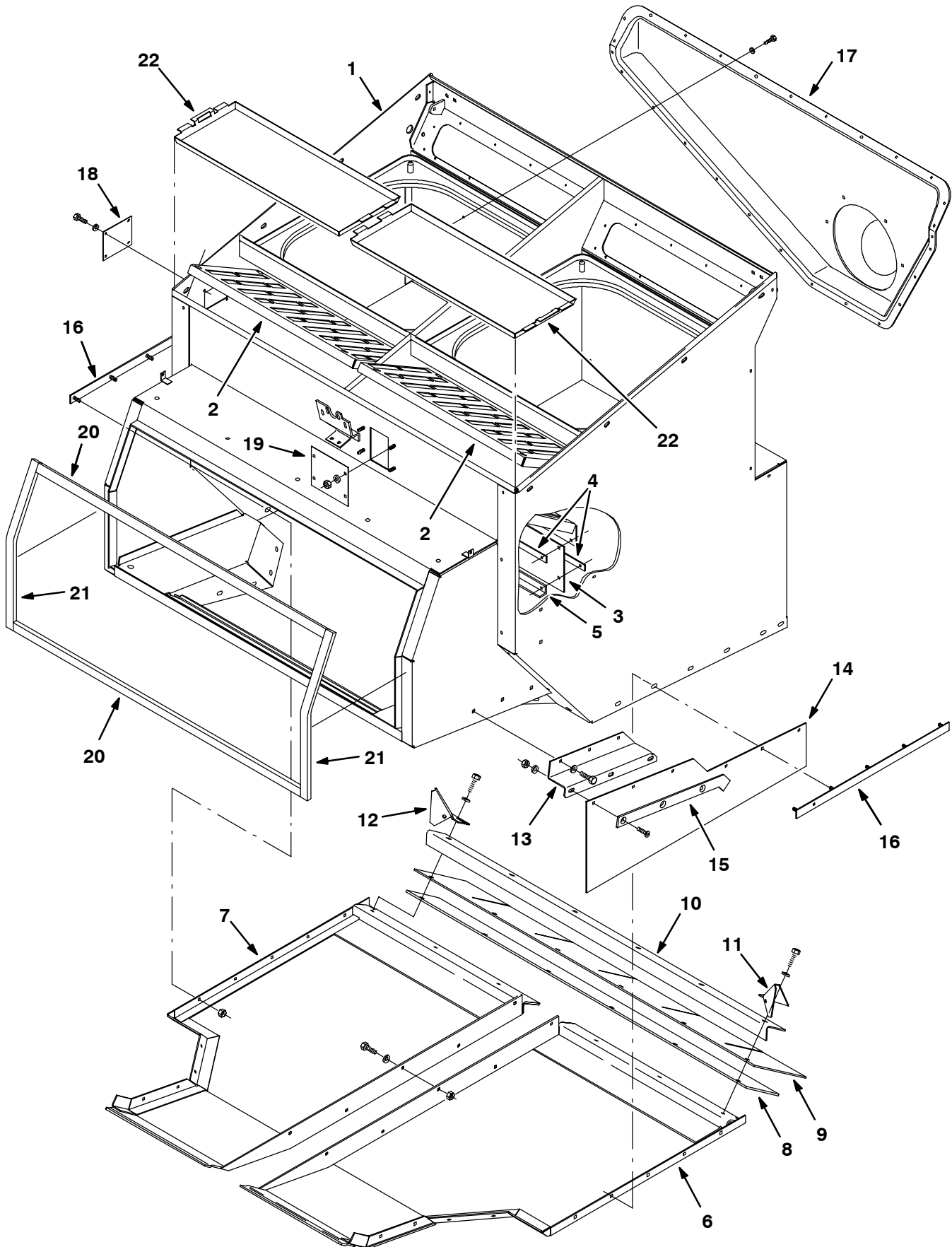


Fig. 12 - Hopper Group

Ref.	Tennant Part No.	Machine Serial Number	Description	Qty.
1	76487	(000000-) Hopper Wldt	1
2	63665	(000000-) Panel, Permafilter, Upper	2
3	63667	(000000-) Seal, Dust	1
4	63668	(000000-) Bar, Retainer, Dust Seal	2
5	63669	(000000-) Angle, Dust Seal	1
6	76474	(000000-) Panel, Hopper, Bottom, Lh	1
7	76384	(000000-) Panel, Bottom, Hopper, Rh	1
8	73678	(000000-) Skirt, Lip	1
9	73679	(000000-) Skirt, Lip	1
10	63647	(000000-) Angle, Retainer, Lip	1
11	74046	(000000-) Panel, Deflector, Dirt, Rh	1
12	74045	(000000-) Panel, Deflector, Dirt, Lh	1
13	73772	(000000-) Bracket, Mtg, Skirt	1
14	73771	(000000-) Skirt, Deflector	1
15	73749	(000000-) Strip, Retainer, Skirt, Front	1
16	79139	(000000-) Strip, Hopper	2
17	70388	(000000-) Duct, Inlet, Vac Fan	1
18	74069	(000000-) Plate, Cover	1
19	73887	(000000-) Plate, Cover	1
20	79597	(000000-) Seal, Foam, Urethane Covered	2
21	79600	(000000-) Seal, Foam, Urethane Covered	2
22	310326	(000000-) Cover, Permafilter	2

Fig. 13 - Hopper Door Group

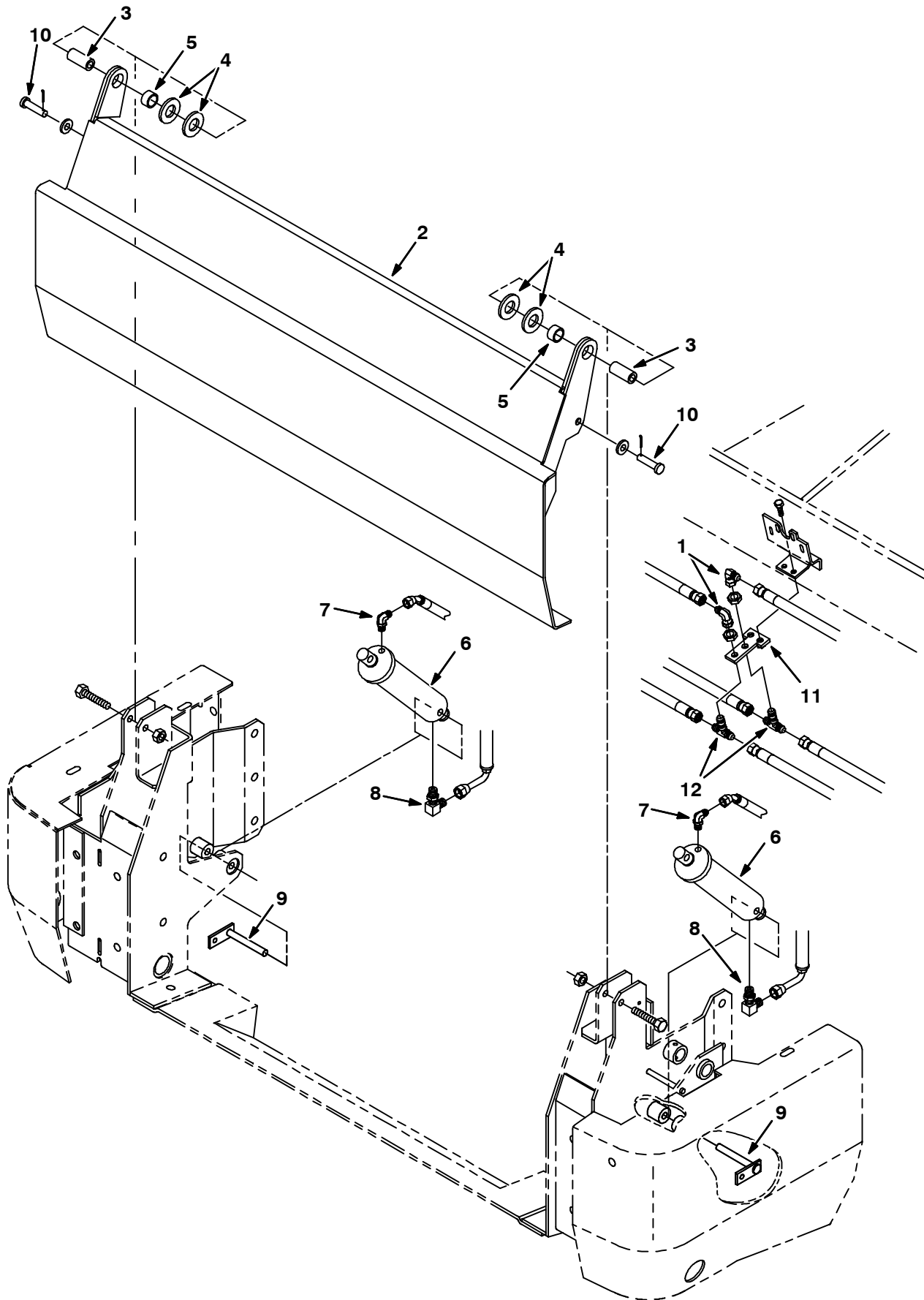


Fig. 13 - Hopper Door Group

Ref.	Tennant Part No.	Machine Serial Number	Description	Qty.
1	39210	(000000-) Ftg-Hyd E90 Jm04/Jf04	2
2	83618	(000000-) Door Wldt, Hopper	1
3	79138	(000000-) Sleeve, Pivot, Door	2
4	79596	(000000-) Washer, 1.015B 1.75D .11Hrs	4
5	35688	(000000-) Bearing, Journal	2
6	21721	(000000-) Cylinder, Hyd 2.0B 8.0S 2500	2
7	82825	(000000-) Ftg-Hyd E90 Jm04/Om04	2
8	77097	(000000-) Ftg-Hyd E90 Jm04/Om04	2
9	64893	(000000-) Pin	2
10	21722	(000000-) Pin, Clevis .50 Dia X 2.25 Lg	2
11	75012	(000000-) Bracket, Mtg, Ftg	1
12	34392	(000000-) Ftg-Hyd Tee Jm04Jmjm	2

Fig. 14 - Hopper Cover Group

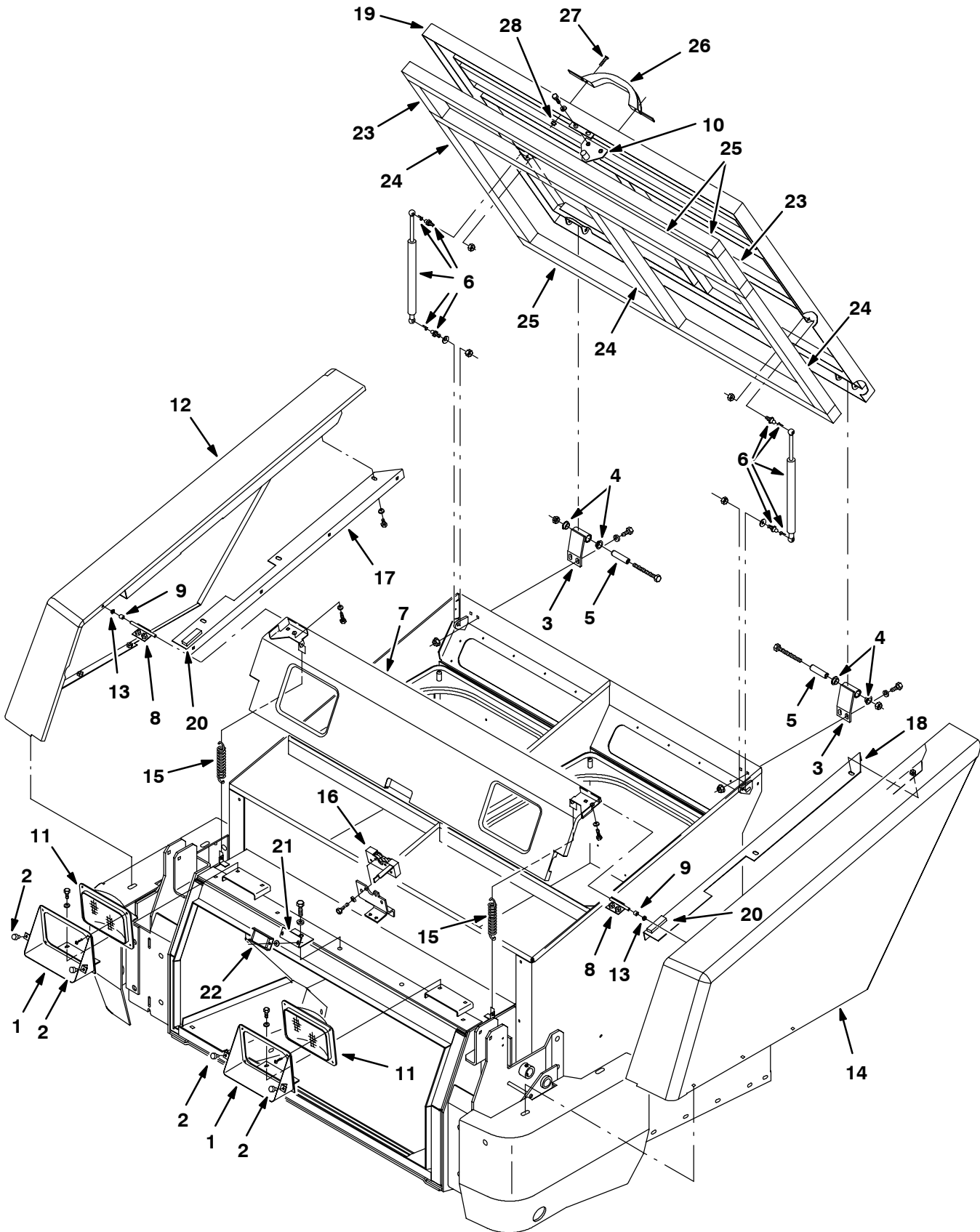


Fig. 14 - Hopper Cover Group

Ref.	Tennant Part No.	Machine Serial Number	Description	Qty.
1	77388	(000000-) Bracket, Mounting, Headlamp	2
2	51787	(000000-) Bumper, Rubber	4
3	70762	(000000-) Hinge	2
4	04843	(000000-) Bearing, Flange .625 Bore	4
5	70761	(000000-) Tube, 0.62D .44B 2.44, Stl	2
6	69906	(000000-) Spring-Gas, Engine Cover	2
7	77394	(000000-) Panel, Headlight	1
8	70730	(000000-) Hinge	2
9	74015	(000000-) Sleeve, .320B .32D .49 Lc Stl	2
10	70742	(000000-) Pin Wldt, Latch	1
11	58524	(000000-) Headlight, 12V.Rect.	2
12	65278	(000000-) Panel Wldt, Fender, Rh	1
13	11747	(000000-) Bearing, Nylon	2
14	65281	(000000-) Panel Wldt, Fender, Lh	1
15	01274	(000000-) Sprng,Tens,0.965Odx.09Wire4.4L	2
16	79019	(000000-) Latch, Hook, Rh, Single Catch	1
17	75047	(000000-) Bracket, Rh	1
18	75046	(000000-) Bracket, Lh	1
19	21221	(000000-) Cover Assy, Hopper	1
20	79591	(000000-) Bumper, Cover, Hopper	2
21	77400	(000000-) Angle, Mount	1
22	63378	(000000-) Magnet, Drive Brush	1
23	375564	(000000-) Seal, Urethane Covered Foam	2
24	373565	(000000-) Seal, Urethane Covered Foam	3
25	375566	(000000-) Seal, Urethane Covered Foam	3
26	381962	(004625-) Handle, Container	1
27	382726	(004625-) Screw, Pan, m06	2
28	08708	(004625-) Nut, Hex Lock m06	2

Fig. 15 - Hopper Bumper Group

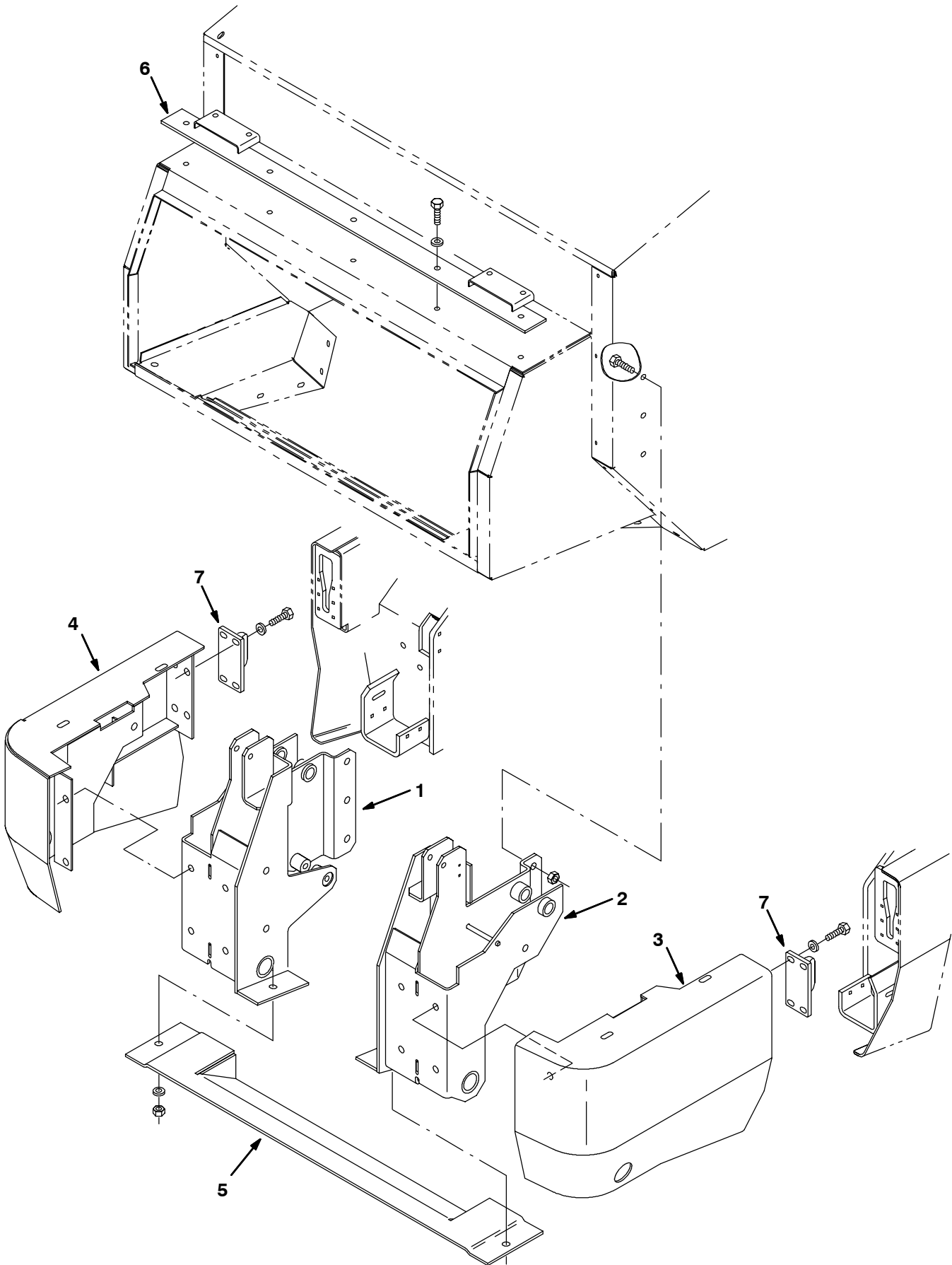


Fig. 15 - Hopper Bumper Group

Ref.	Tenant Part No.	Machine Serial Number	Description	Qty.
1	83547	(000000-) Bumper Wldt, Sppt, Hopper, Rh	1
2	83548	(000000-) Support Wldt, Sppt, Hopper Lh	1
3	83620	(000000-) Bumper Wldt, Lh	1
4	83622	(000000-) Bumper Wldt, Rh	1
5	77523	(000000-) Guard Wldt, Hopper	1
6	77516	(000000-) Bracket Wldt, Mtg, Headlight	1
7	63671	(000000-) Latch, Bumper	2

Fig. 16 - Filter Shaker Group

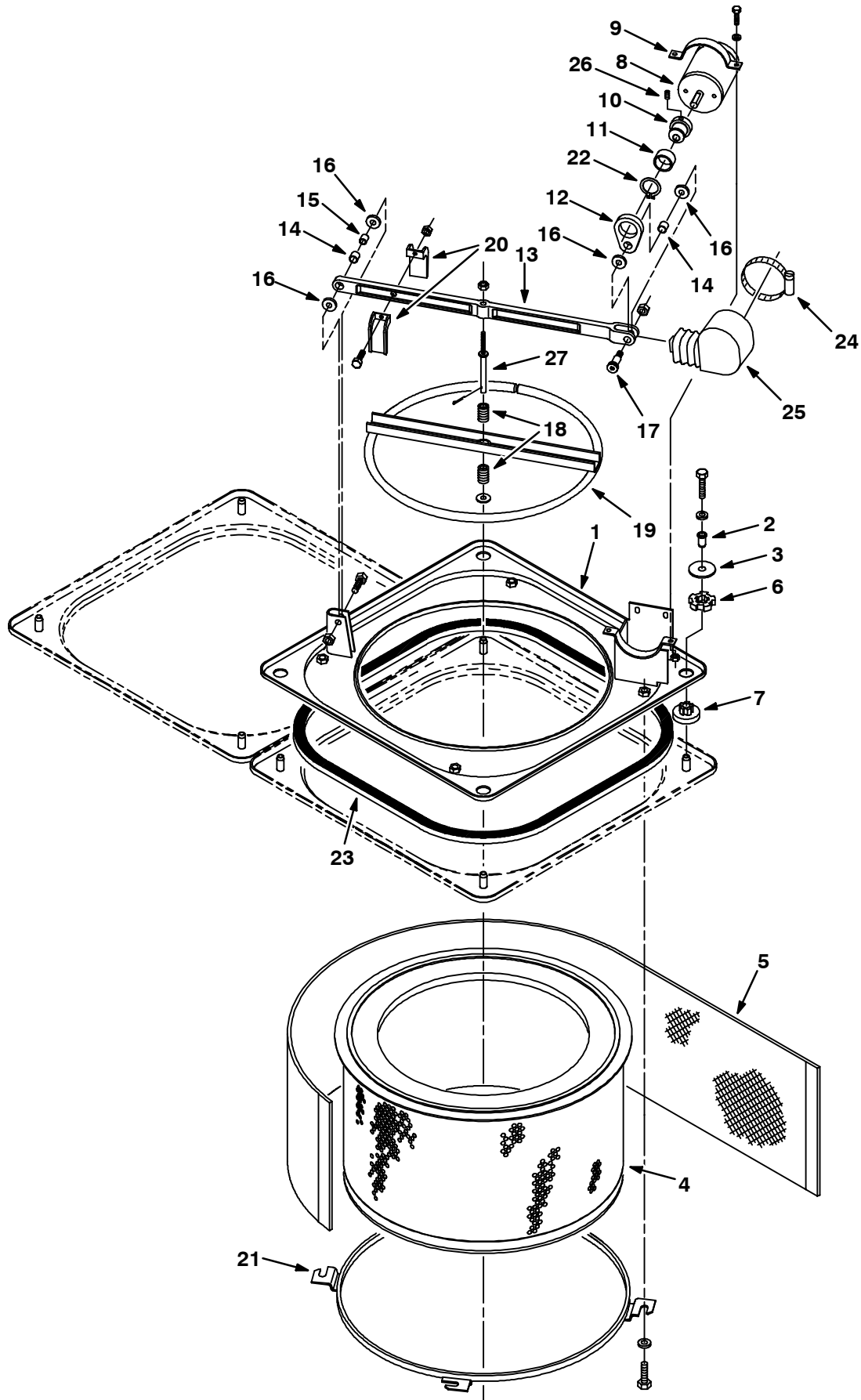


Fig. 16 - Filter Shaker Group

Ref.	Tennant Part No.	Machine Serial Number	Description	Qty.	
1	64580	(000000-) Panel Wldt, Shaker	2	
2	64874	(000000-) Ferrule	8	
3	64873	(000000-) Disc	8	
4	48069	(000000-) Filter Assy, Fine, Hopper (option)	2	
▽	4	63297	(000000-) Filter Assy, (standard)	2
▲	5	63311	(000000-) Screen, Filter	1
6	64618	(000000-) Ring, Isolator, Outer, Rbr	8	
7	64621	(000000-) Bushing, Isolator	8	
8	31999	(000000-) Motor, Electric, 13.6 Vdc	2	
9	64559	(000000-) Clamp, Mtg, Motor, Upper	2	
10	64567	(000000-) Shaft, Eccentric	2	
11	32006	(000000-) Bearing	2	
12	64394	(000000-) Link, Eccentric	2	
▽	13	77471	(000000-) Shaker Bar Replacement Kit	2
▲	14	63233	(000000-) Bearing, Fiberglide .50 X .50	2
▲	15	63234	(000000-) Sleeve, Bearing	1
▲	16	59633	(000000-) Bearing, Thrust - Fiberglide	4
▲	17	58357	(000000-) Shoulder Screw	2
18	64392	(000000-) Spring	4	
19	64501	(000000-) Ring Wldt, Shaker	2	
20	64410	(000000-) Guide	4	
21	64500	(000000-) Ring Wldt, Mtg, Filter	2	
22	70651	(000000-) Ring, Retaining, Ext 1.12	2	
23	21303	(000000-) Seal Kit, Shaker Panel	2	
24	43555	(000000-) Clamp-Wormdrive, 1.62- 3.50D	2	
25	73734	(000000-) Seal, Dust	2	
26	70650	(000000-) Set Screw	2	
27	32009	(000000-) Bar, Shaker Stem	2	

Fig. 17 - Pressure Switch Group

Ref.	Tenant Part No.	Machine Serial Number	Description	Qty.
1	75465	(000000-) Switch, Pressure	1
2	82739	(000000-) Ftg, Breather	1
3	40607	(000000-) Ftg-Brs Str Bm03/Pm02	1
4	39923	(000000-) Ftg,Bulkhead-Barb Wh 1074X4	1
5	34864	(000000-) Strain,Relief	2
6	73727	(000000-) Hose, Vac, Rubber	1
7	10632-4	(000000-) Grommet,Rbr,0.62ld,For .06Matl	1
8	49266	(000000-) Tie, Cable 1.75D Max 7.50Lg	8
9	40678	(000000-) Clamp, Cable, Stl, 0.44d X 0.62w, 1h	2
10	43454	(000000-) Washer	1

Fig. 18 - Engine and Mount Group

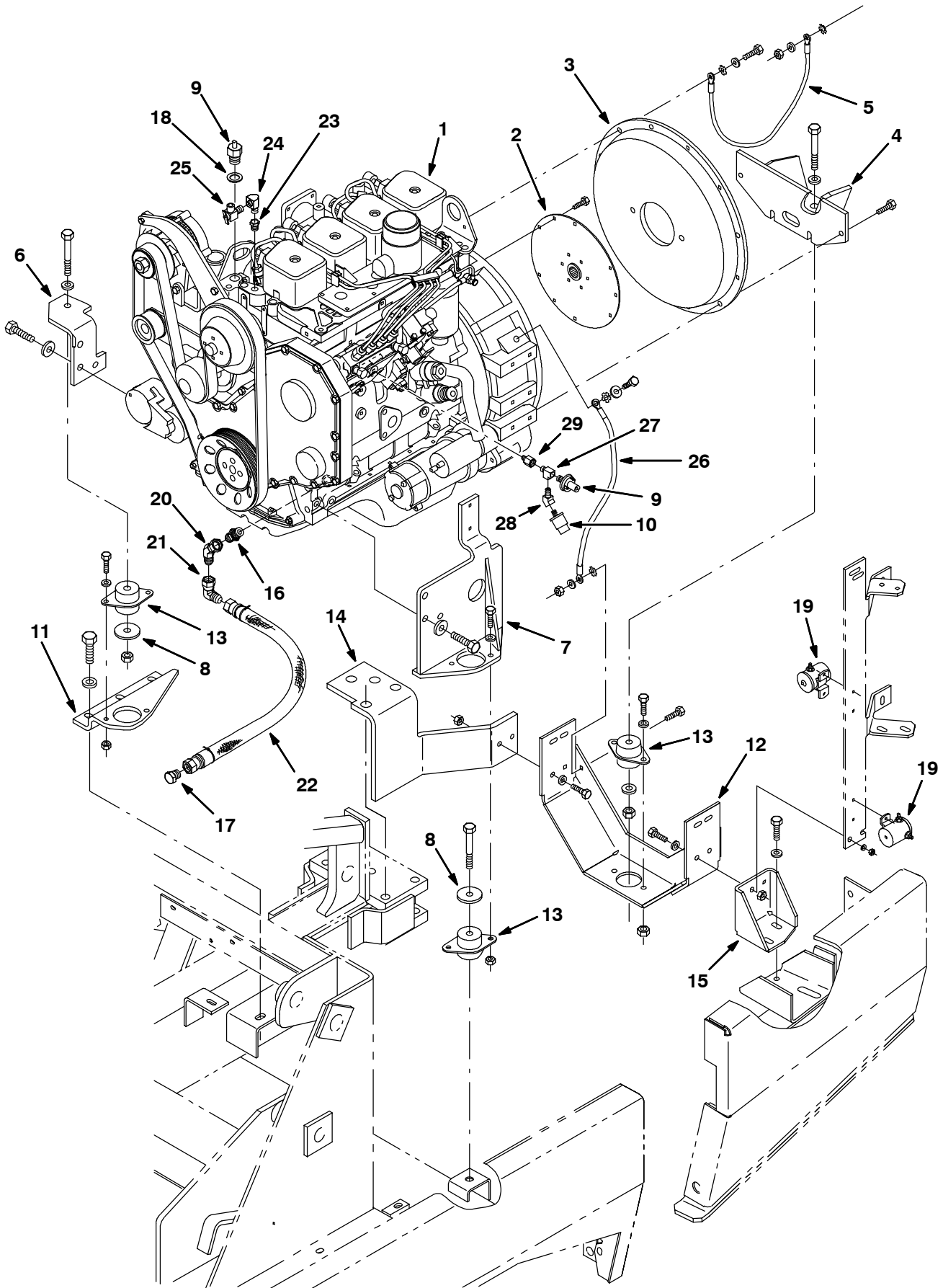


Fig. 18 - Engine and Mount Group

Ref.	Tennant Part No.	Machine Serial Number	Description	Qty.
1	310564	(000000-) Engine Assy, Die (See Cummins Engine Parts Catalog)	1
2	310521	(000000-) Coupling Flywheel	1
3	310473	(000000-) Housing, Flywheel, Mach 704 Pk	1
4	310475	(000000-) Bracket Wldt, Mtg, Engine Rear	1
5	57773	(000000-) Wire Ass'y-Elect.,Ground	1
6	310477	(000000-) Bracket, Mtg, Engine Front Rh	1
7	310478	(000000-) Bracket, Mtg, Engine Front Lh	1
8	57048	(000000-) Washer, .532B 2.13D .11Hr.Znc	3
9	310845	(000000-) Shutdown, Three way	1
10	79399	(000000-) Switch, Pressure Oil	1
11	310476	(000000-) Bracket, Mtg, Engine Front Rh	1
12	77430	(000000-) Bracket, Mounting, Eng, Rear	1
13	63695	(000000-) Isolator, Mounting	3
14	77435	(000000-) Bracket, Mounting, Eng Rear Rh	1
15	77434	(000000-) Bracket, Mounting, Eng,Rear Lh	1
16	310651	(000000-) Ftg-Hyd Str	1
17	16379	(000000-) Ftg-Hyd Cap Jf08	1
18	764835	(000000-) Washer	1
19	375117	(000000-) Solenoid	2
20	54017	(000000-) Ftg-Hyd E45	1
21	54194	(000000-) Ftg-Hyd E90	1
22	310661	(000000-) Hose, Hyd	1
23	47721	(000000-) Ftg-Hyd Str	1
24	27048	(000000-) Ftg-Hyd E90	1
25	51305	(000000-) Draincock	1
26	310664	(000000-) Wire Ass'y-Blk	1
27	26426	(000000-) Ftg-Tee-Brass	1
28	24976	(000000-) Ftg-Brass, E45	1
29	310916	(000000-) Ftg-Str	1
30	82712	(000000-) Send Unit, Temp Water .62Unf	1

Fig. 19 - Engine Compartment Floor Group

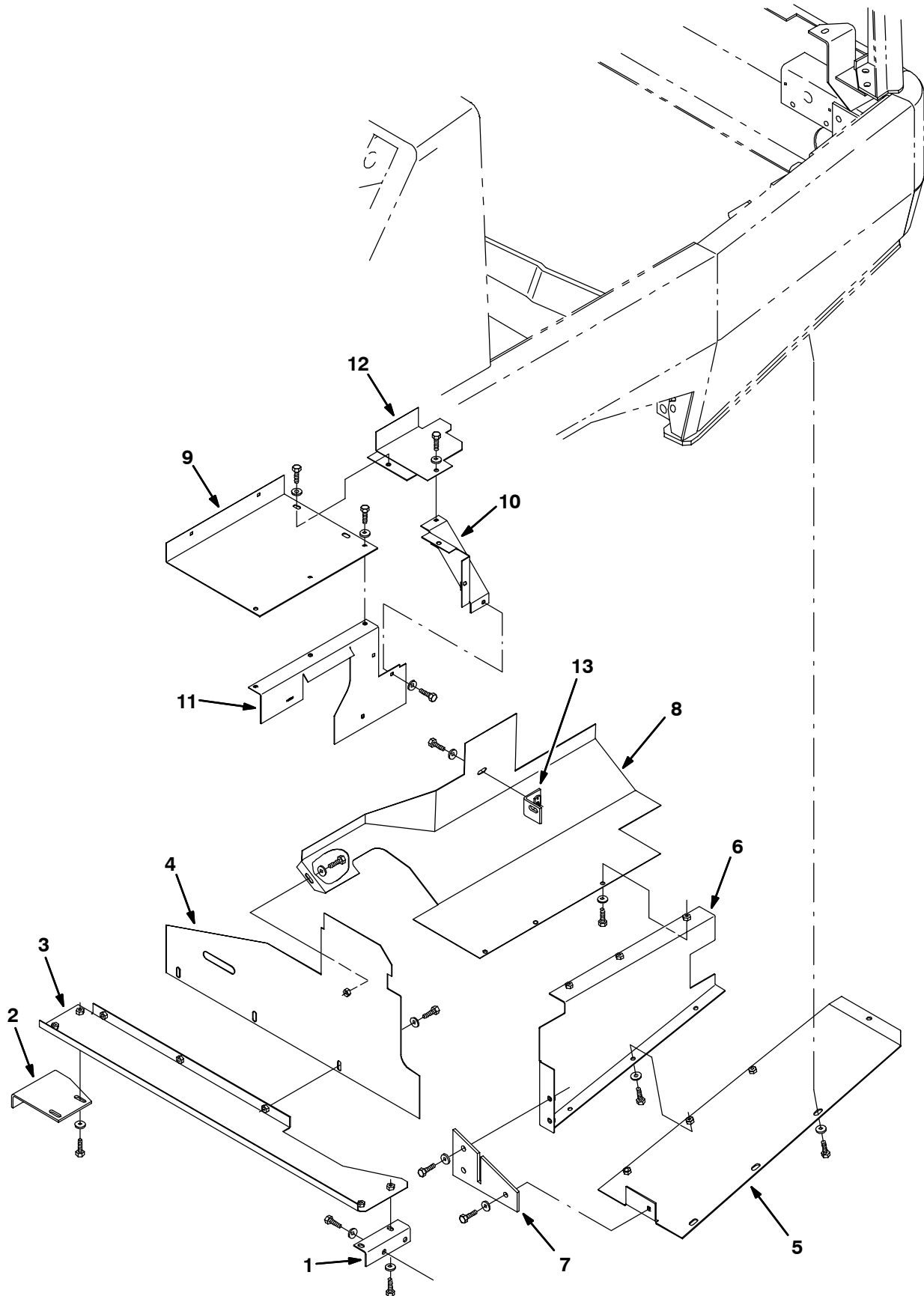


Fig. 19 - Engine Compartment Floor Group

Ref.	Tennant Part No.	Machine Serial Number	Description	Qty.
1	310221	(000000-) Bracket, Floor Panel, L.H.	1
2	310222	(000000-) Bracket, Floor Panel, R.H.	1
3	310223	(000000-) Panel, Floor	1
4	310224	(000000-) Panel, Diesel	1
5	310225	(000000-) Plate, Bottom, Floor	1
6	310226	(000000-) Panel, Side, Floor	1
7	310227	(000000-) Cover, Rubber, Lower	1
8	310228	(000000-) Floor, Engine	1
9	310229	(000000-) Cover, Engine, Floor	1
10	310230	(000000-) Plate, End	1
11	310231	(000000-) Plate, Floor, Center	1
12	310232	(000000-) Plate, Floor	1
13	310235	(000000-) Bracket, Engine Floor	1

Fig. 20 - Throttle Group

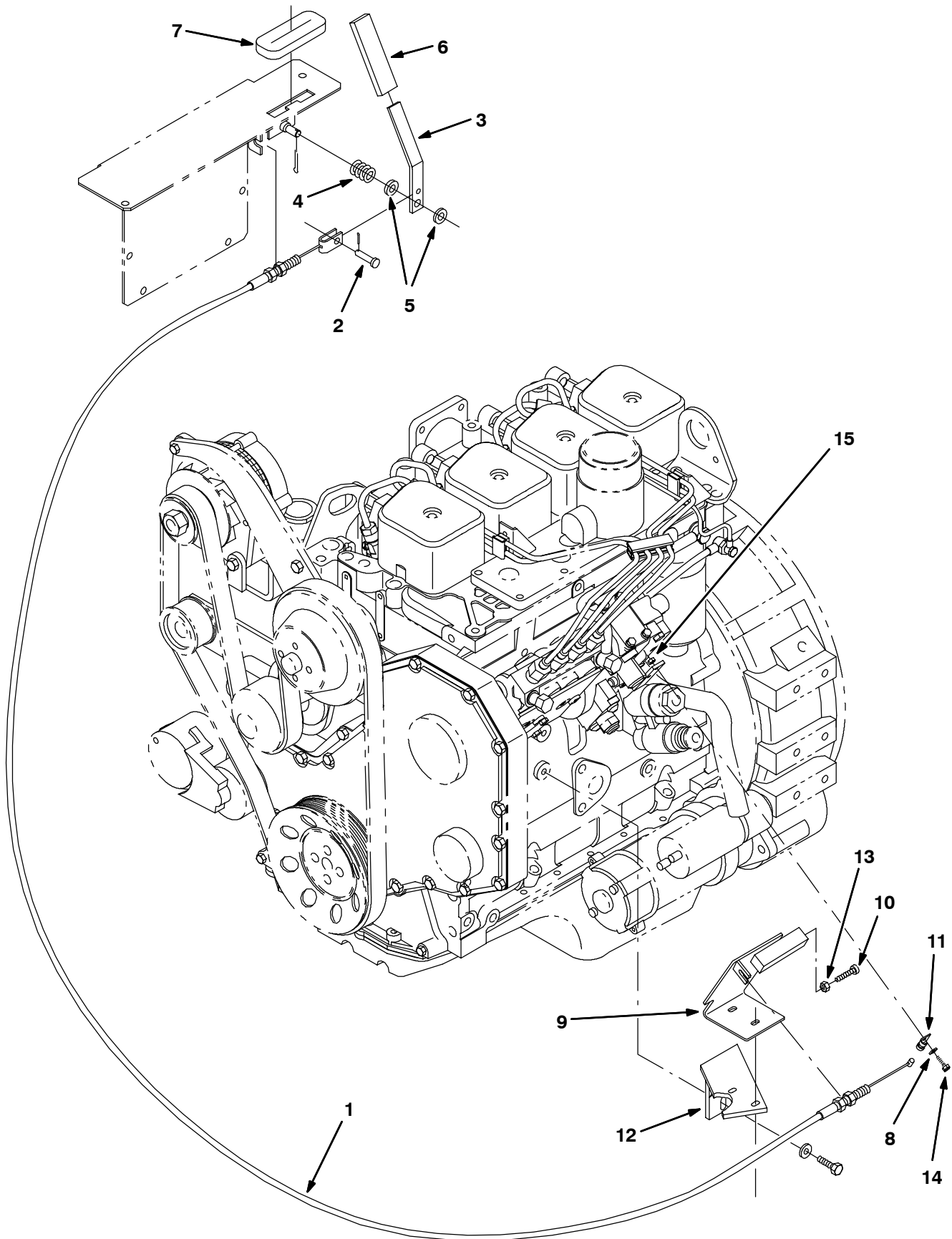


Fig. 20 - Throttle Group

Ref.	Tennant Part No.	Machine Serial Number	Description	Qty.
1	73799	(000000-) Cable, Throttle	1
2	14605	(000000-) Pin, Clevis	1
3	70752	(000000-) Handle	1
4	69495	(000000-) Spring, Comp.	1
5	43611	(000000-) Washer	2
6	87246	(000000-) Grip Vinyl	1
7	77789	(000000-) Seal, Throttle Handle	1
8	19065	(000000-) Washer, Flat	1
9	310625	(000000-) Bracket, Mtg, Throttle Cable	1
10	39718	(000000-) Screw, Pan	1
11	310663	(000000-) Clip, Throttle	1
12	310642	(000000-) Bracket, Mtg, Filter	1
13	19312	(000000-) Nut, Hex	1
14	09206	(000000-) Screw, Hex	1
15	02850	(000000-) Nut, Hex	1

Fig. 21 - Alternator Group

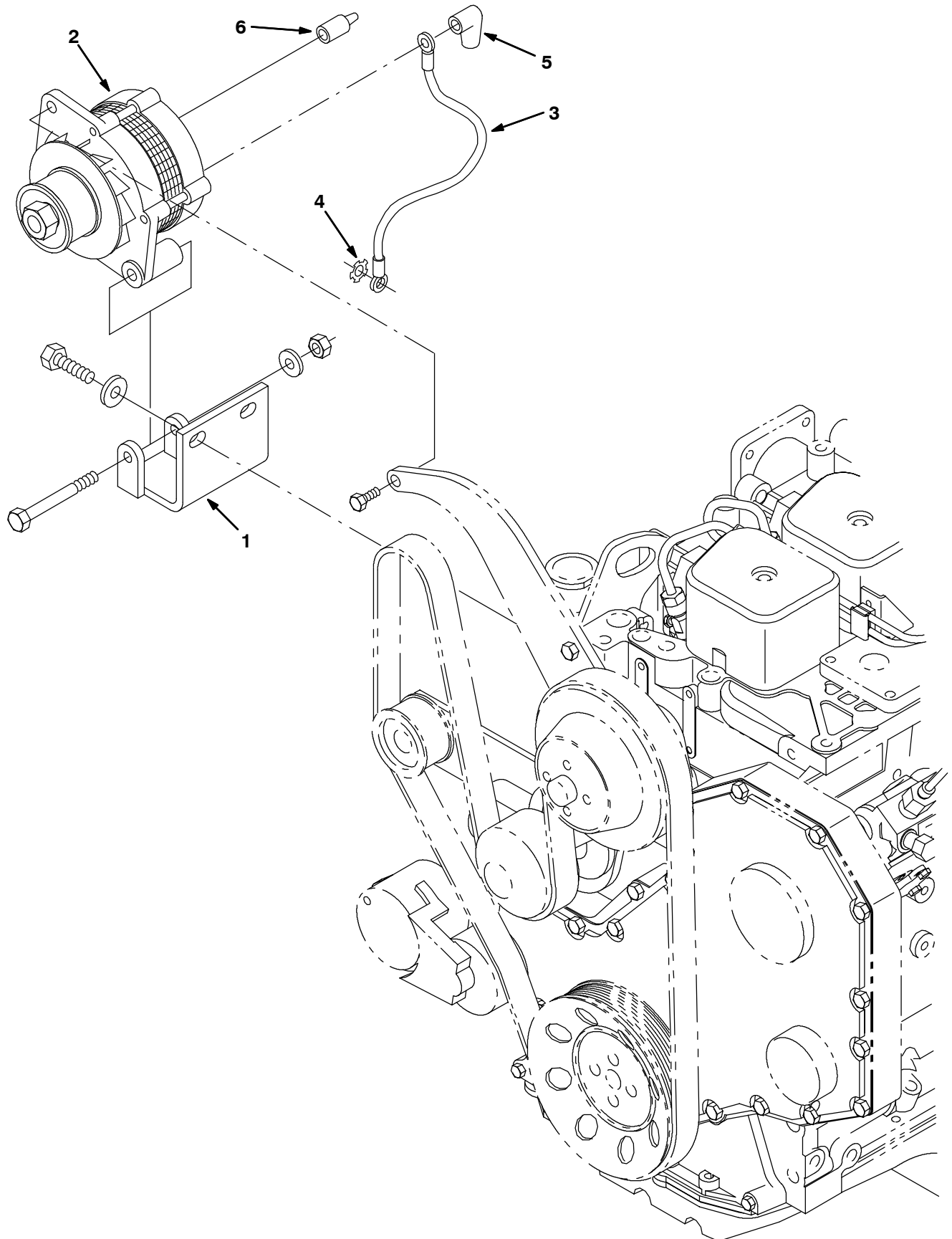


Fig. 21 - Alternator Group

Ref.	Tenant Part No.	Machine Serial Number	Description	Qty.
1	310639	(000000-) Bracket, Mtg, Alternator	1
2	310751	(000000-) Alternator, 105Amp, Delco	1
3	82731	(000000-) Wire-Ground, Alternator	1
4	41142	(000000-) Washer-Loc Int-Ext .38 Pltd	1
5	34065	(000000-) Boot, Electric (Altern	3
6	61363	(000000-) Boot, Str .42ld .12H .25L	2

Fig. 22 - Engine Oil Filter Group

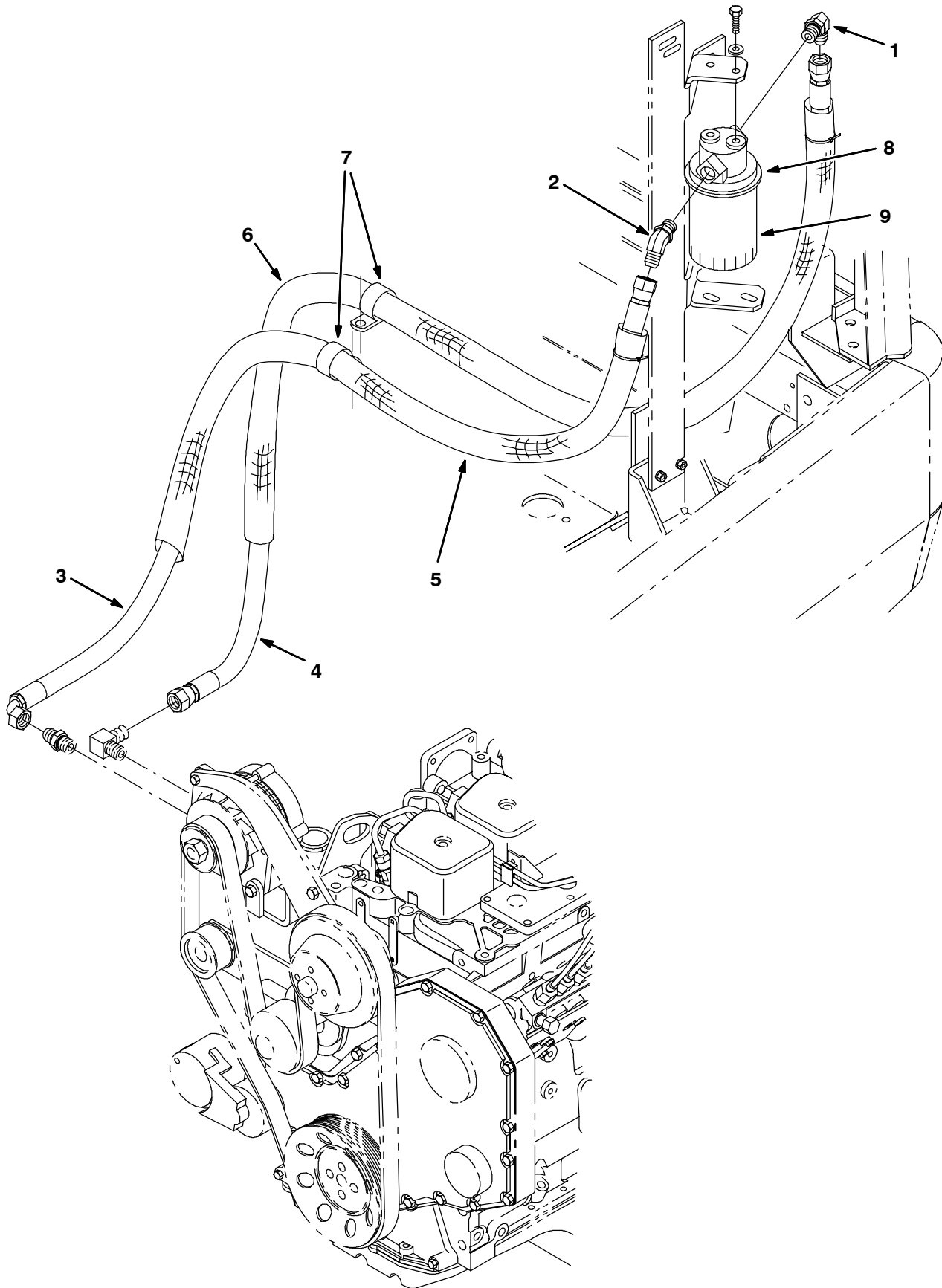


Fig. 22 - Engine Oil Filter Group

Ref.	Tenant Part No.	Machine Serial Number	Description	Qty.
1	46481	(000000-) Ftg-Hyd E90	1
2	16081	(000000-) Ftg-Hyd E45	1
3	13108	(000000-) Hose-Hyd	1
4	310686	(000000-) Hose-Hyd	1
5	82831	(000000-) Sleeve-Nyln	1
6	310688	(000000-) Sleeve-Nyln	1
7	53468	(000000-) Clamp	2
8	769051	(000000-) Base, Filter, Engine Oil	1
9	769002	(000000-) Element, Fltr, Oil, Engine	1

Fig. 23 - Air Cleaner Group

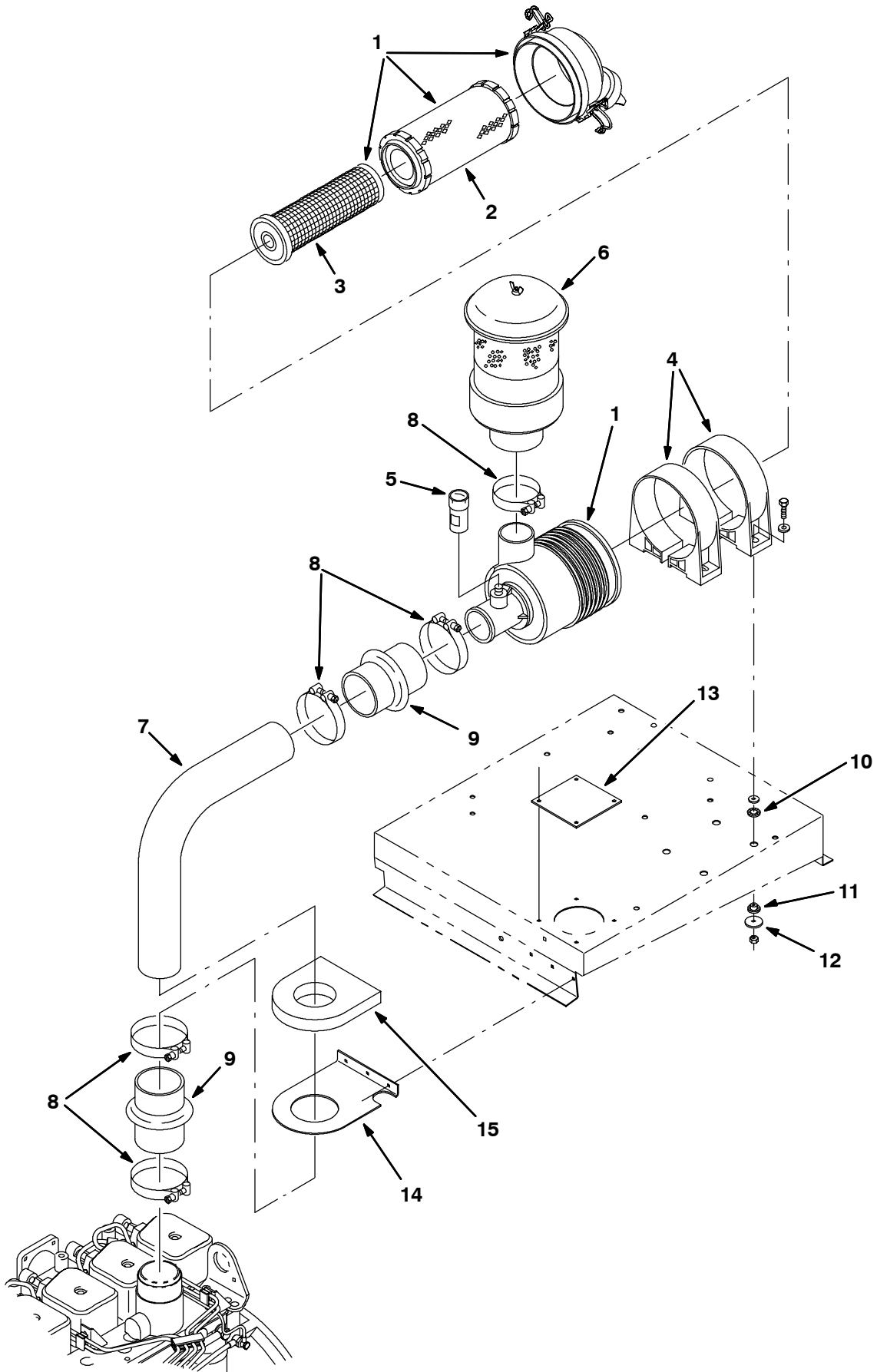


Fig. 23 - Air Cleaner Group

	Ref.	Tennant Part No.	Machine Serial Number	Description	Qty.
▽	1	375685	(000000-) Filter, Air, 3.0	1
▲	2	375686	(000000-) Element, Air Cleaner	1
▲	3	375687	(000000-) Element, Filter Safety	1
	4	375688	(000000-) Band,Mtg.	2
	5	310660	(000000-) Indicator Service Air Filter	1
	6	SP02316	(000000-) Filter, Pre-Cleaner, Turbo II	1
	7	375689	(000000-) Tube, Intake	1
	8	310667	(000000-) Clamp, Spring & Screw	5
	9	310659	(000000-) Rubber Hump	2
	10	54527	(000000-) Ring, Rubber	4
	11	54528	(000000-) Bushing, Rubber	4
	12	41178	(000000-) Washer, Fender	4
	13	310648	(000000-) Plate, Hood	1
	14	310647	(000000-) Bracket, Hood Seal	1
	15	310670	(000000-) Insulation	1

Fig. 24 - Muffler Group

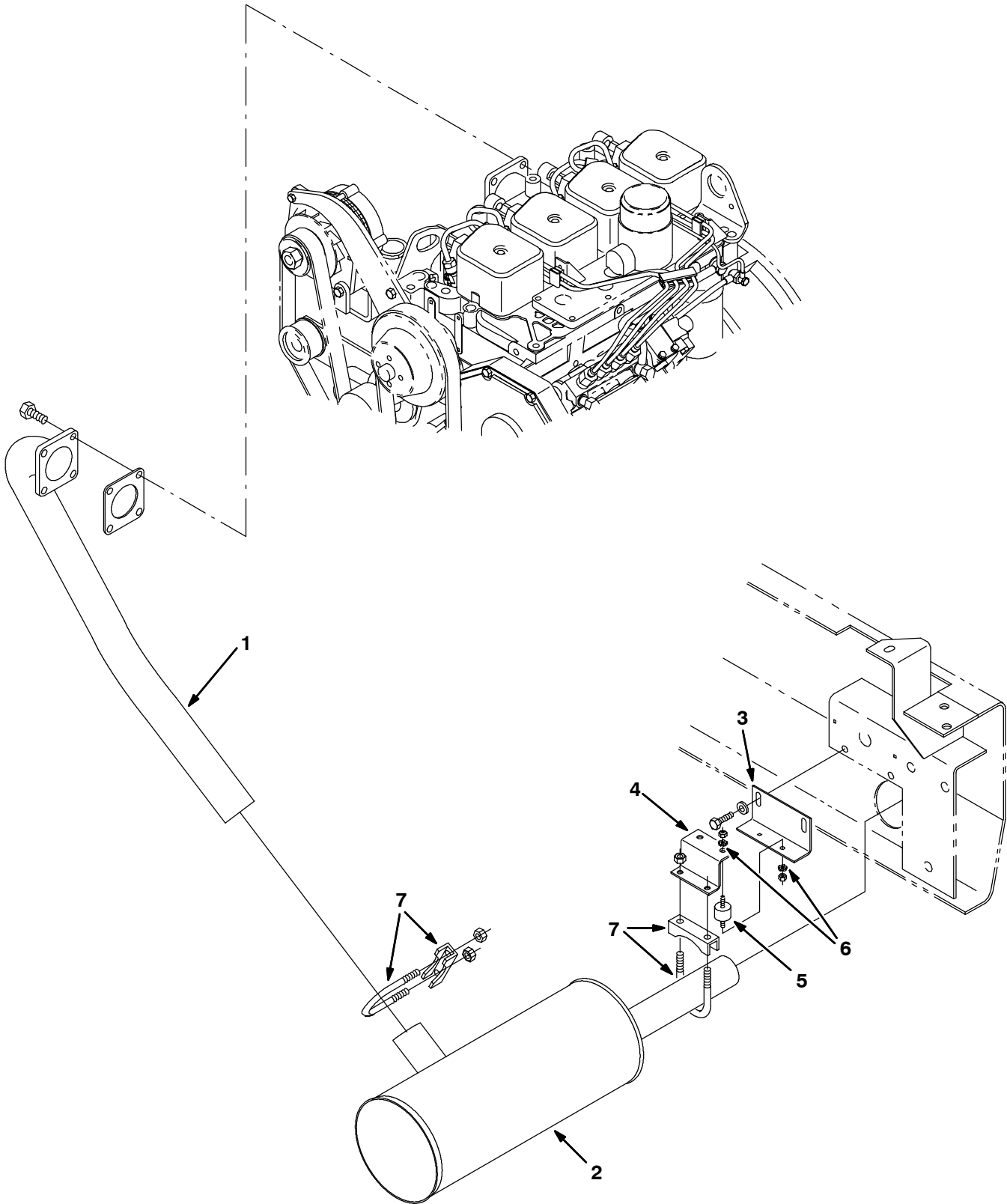


Fig. 24 - Muffler Group

Ref.	Tenant Part No.	Machine Serial Number	Description	Qty.
1	310571	(000000-) Tube, Exhaust	1
2	310534	(000000-) Muffler, Exhaust	1
3	21138	(000000-) Bracket, Tail Pipe	1
4	21136	(000000-) Bracket, Tail Pipe	1
5	82661	(000000-) Isolator-Vibration .25-20	2
6	41140	(000000-) Washer-Loc Int-Ext .25 Pltd	4
7	15512	(000000-) Clamp-Muffler	1

Fig. 25 - Fuel Tank Group

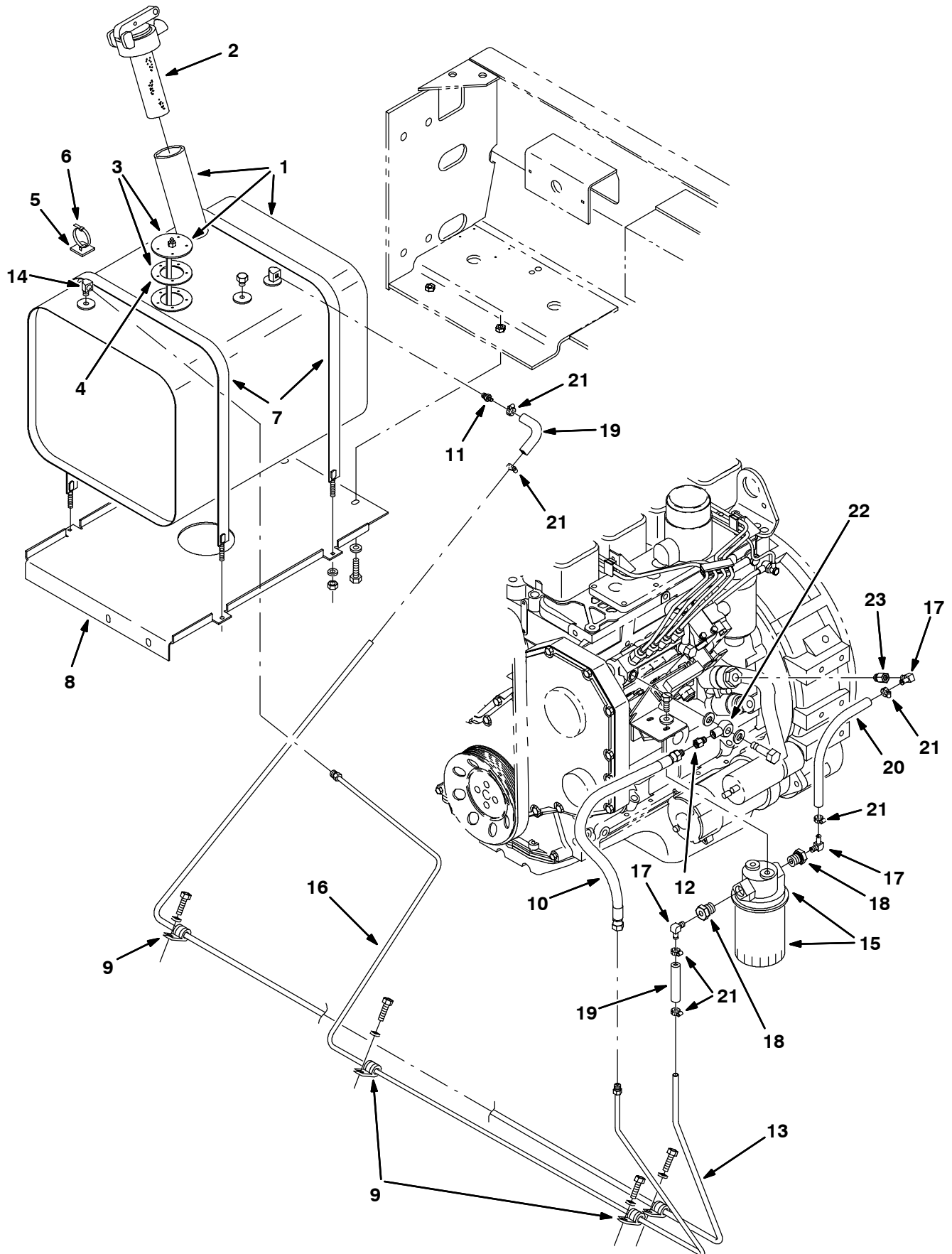


Fig. 25 - Fuel Tank Group

	Ref.	Tennant Part No.	Machine Serial Number	Description	Qty.
▽	1	310671	(000000-)	Tank, Fuel	1
▲	2	02506-6	(000000-)	Fuel Cap, Protectoseal	1
▲	3	21731	(000000-)	Send-Unit	1
▲▲	4	21732	(000000-)	Gasket, Sending Unit Tc	1
	5	55248	(000000-)	Mount, Cable Tie	4
	6	49266	(000000-)	Tie, Cable	4
	7	87396	(000000-)	Strap	2
	8	70477	(000000-)	Plate, Mtg	1
	9	76736	(000000-)	Clamp, Cable	5
	10	70173	(000000-)	Hose, Fuel	2
	11	36159	(000000-)	Fitting, Brass, Str	1
	12	40585	(000000-)	Fitting, Brass, Str	1
	13	310572	(000000-)	Tube Fuel	1
	14	27048	(000000-)	Fitting, Brass, Elbow	1
▽	15	310754	(000000-)	Filter, Fuel	1
▲		310753	(000000-)	Element, Filter, Fuel	1
	16	310573	(000000-)	Tube Fuel	1
	17	310891	(000000-)	Fitting, Brass, Elbow	3
	18	310893	(000000-)	Ftg, Hyd, Str	2
	19	310690	(000000-)	Hose	2
	20	310691	(000000-)	Hose	1
	21	43844	(000000-)	Clamp	6
	22	310669	(000000-)	Banjo	1
	23	310892	(000000-)	Fitting, Str	1

Fig. 26 - Radiator Hose Group

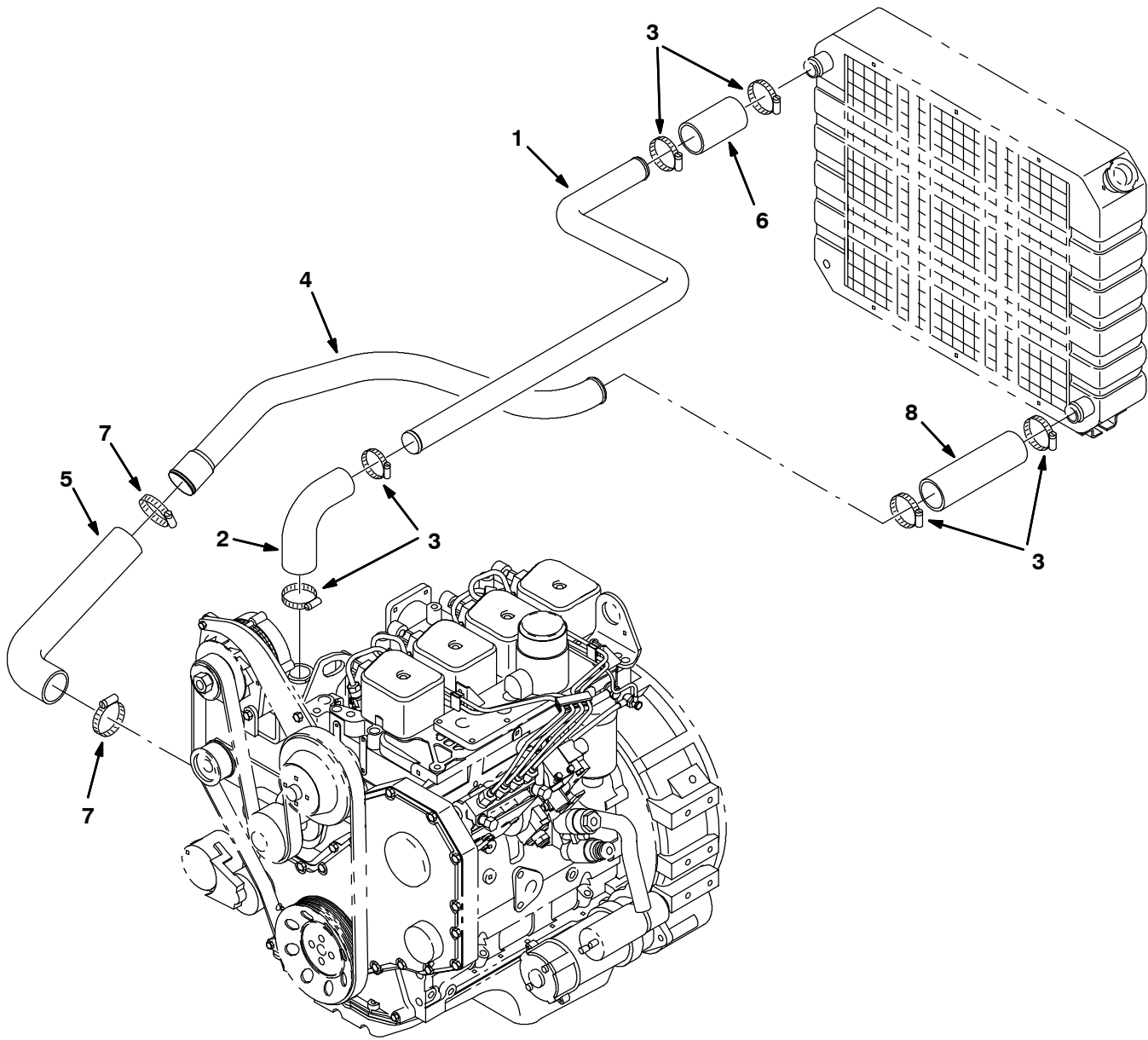


Fig. 26 - Radiator Hose Group

Ref.	Tennant Part No.	Machine Serial Number	Description	Qty.
1	310574	(000000-) Tube, Coolant	1
2	310694	(000000-) Hose, Rubber, Elbow	1
3	11531	(000000-) Clamp-Wormdrive	6
4	310575	(000000-) Tube, Coolant	1
5	310693	(000000-) Hose, Rubber, Elbow	1
6	74944	(000000-) Hose	2
7	22297	(000000-) Clamp-Wormdrive	2
8	75438	(000000-) Hose, Radiator	2

Fig. 27 - Radiator and Cooling Fan Group

Ref.	Tennant Part No.	Machine Serial Number	Description	Qty.
1	48056	(000000-) Duct, Rear	1
▽ 2	73140	(000000-) Radiator, 4 Row, 6 Fin	1
▲ 3	310672	(000000-) Cap Radiator	1
▲ 4	51305	(000000-) Drain Cock,.25Npt Wh#120 Angl	1
5	63818	(000000-) Seal, Duct	4
6	59734	(000000-) Seal, Fan, Vac Outlet	2
7	64621	(000000-) Bushing, Isolator	2
8	64618	(000000-) Ring, Isolator, Outer Rbr	2
9	58228	(000000-) Plate, Spring - Side Brush	4
10	77452	(000000-) Spacer	2
11	380726	(000000-) Shroud Wldt, Fan, Rad w/label	1
12	375511	(000000-) Bracket, L, 2.20,2.00, .18T,1.	1
13	51322	(000000-) Isolator-Vibration .31-18	3
14	70703	(000000-) Channel Wldt, Fan Motor	1
15	63542	(000000-) Motor-Hyd, Gear In 10.0 (See Breakdowns)	1
16	47512	(000000-) Ftg-Hyd E90 Jm06/Om08	1
17	31599	(000000-004936) Ftg-Hyd Tee Jm04Omjm	1
17	35586	(004937-) Fitting, Hyd, Tee, Jm06/Jf06/Jm06	1
18	52402	(000000-) Ftg-Hyd Str Jm06/Om08	1
19	375586	(000000-) Fan, Radiator	1
20	310645	(000000-) Bracket, Mtg, Oil Filter	1
21	74082	(000000-) Nut, Hex, Std, .31-32, 5	1
22	310283	(000000-) Tank	1
23	310421	(000000-) Cap	1
24	310695	(000000-) Hose	1
25	43844	(000000-) Clamp, Wormdrive	1
26	310643	(000000-) Bracket, Tank Mtg.	1
27	54333	(000000-) Clamp, Wormdrive	2
28	310845	(000000-) Three Way Shutdown Sensor	1
29	50960	(004937-) Fitting, Hyd, Str, Jm06/Om04	1

Fig. 28 - Battery Group

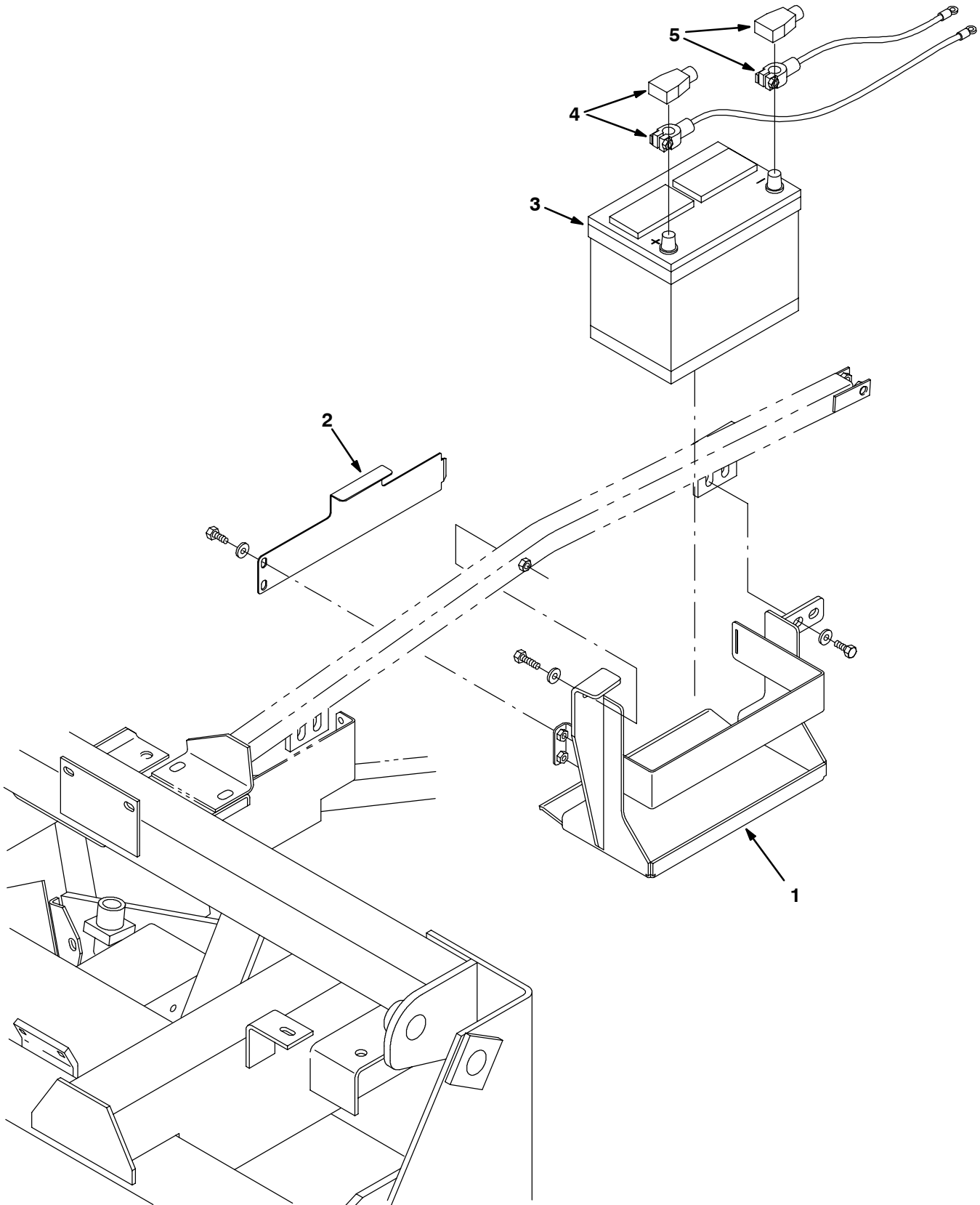


Fig. 28 - Battery Group

Ref.	Tenant Part No.	Machine Serial Number	Description	Qty.
1	310611	(000000-) Bracket, Mtg, Battery	1
2	310612	(000000-) Bracket, Battery	1
3	310580	(000000-) Battery, 12V, Wet	1
4	310593	(000000-) Cable, Battery, Pos	1
5	310594	(000000-) Cable, Battery, Neg	1

Fig. 29 - Rear Wheel Drive Group

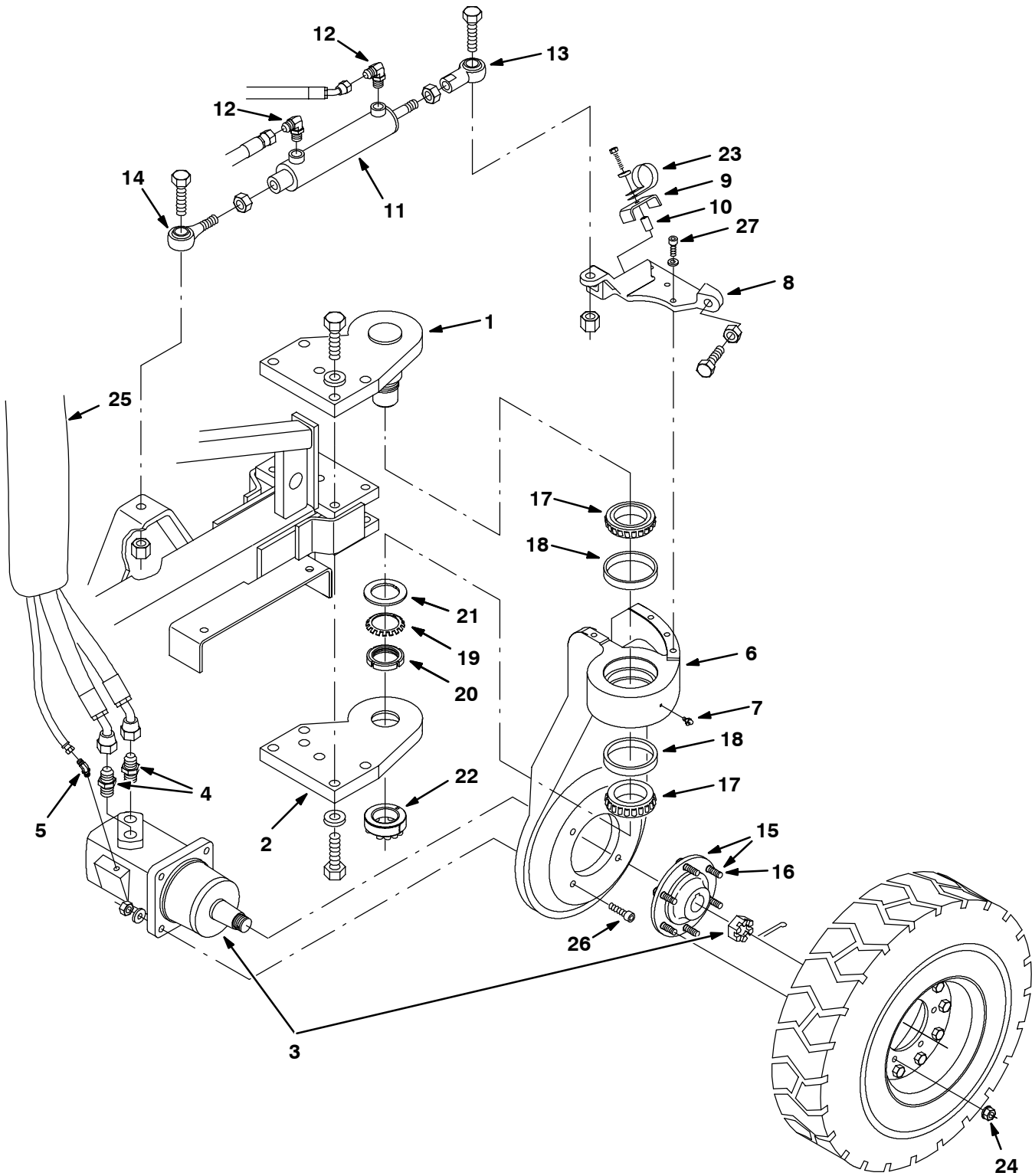


Fig. 29 - Rear Wheel Drive Group

Ref.	Tennant Part No.	Machine Serial Number	Description	Qty.
1	63491	(000000-) Pivot Wldt, Wheel	1
2	63471	(000000-) Plate, Pivot, Wheel	1
3	63426	(000000-004206) Motor-Hyd Gear In (See Breakdowns)	1
3	22626	(004207-004936) Motor-Hyd Gear (See Breakdowns)	1
3	373464	(004937-) Motor-Hyd Gear (See Breakdowns)	1
4	67310	(000000-) Ftg-Hyd Str Jm12/Om16	2
5	34359	(000000-004936) Ftg-Hyd E45 Jm04/Om04	1
5	47522	(004937-) Fitting, Hyd, E45, Jm06/Om06	1
6	63540	(000000-) Housing, Sppt, Wheel (Repl. by 375534)	1
6	21740	(000000-) House, Wheel	1
7	09718	(000000-) Ftg, Grease.25-28Th 90 .75L	1
8	63543	(000000-) Bracket, Steering, Machining (Repl. by 375534)	1
8	375576	(000000-) Bracket, Steering, Machining	1
9	73733	(000000-) Channel, Retainer	1
10	73731	(000000-) Sleeve, .375B .62D1.06 Stl	1
11	53601	(000000-) Cylinder, Hyd (See Breakdowns)	1
12	56820	(000000-) Ftg-Hyd E90 Jm06/Om06	2
13	64887	(000000-) Balljoint, Rod End	1
14	64886	(000000-) Balljoint, Rod End	1
▽	15	79140	(000000-) Hub and Stud Assy.	1
▲	16	79152	(000000-) Stud, Wheel .56-18x2.13	6
	17	51341	(000000-) Bearing-Cone, 2.63Bore 0.87Wth	2
	18	51340	(000000-) Bearing-Cup , 4.33Dia 0.74Wth	2
	19	369701	(000000-) Washer,Lock Special	1
	20	41073	(000000-) Nut,Lock-Special 2.16-18Uns	1
	21	375762	(000000-) Washer	1
	22	63496	(000000-) Ring, Retainer, Lock	1
	23	67767	(000000-) Clamp, Cable	1
	24	79153	(000000-) Nut, Wheel Lug	6
	25	19659	(000000-) Sleeve, Nyl #37 10.0L	1
	26	39305	(000000-) Scr-soc .50-13x2.75 Alloypltd	4
	27	375576	(000000-) Scr-soc M12x1.75 60	4

Fig. 30 - Front Wheels and Brakes Group

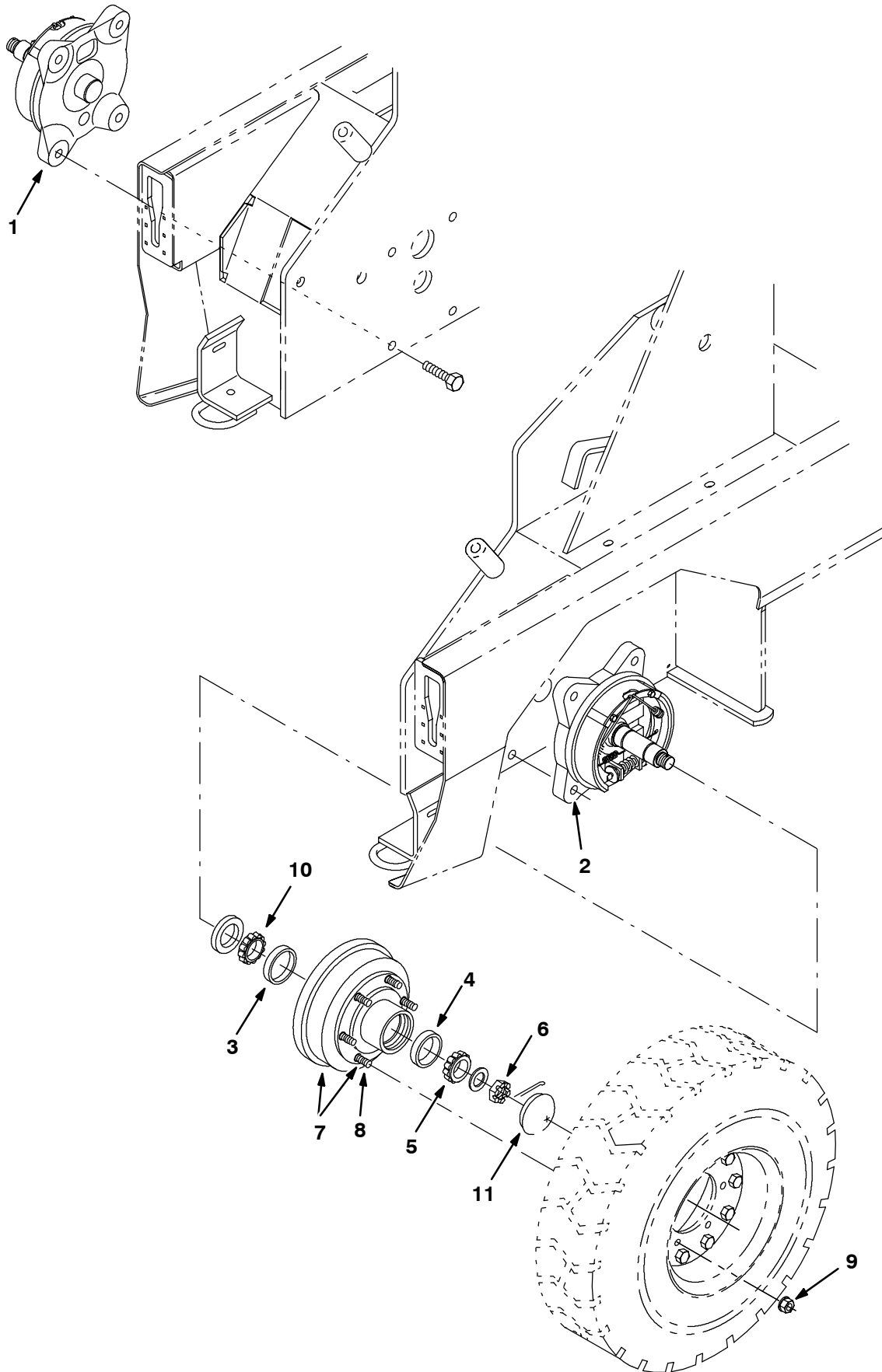


Fig. 30 - Front Wheels and Brakes Group

Ref.	Tennant Part No.	Machine Serial Number	Description	Qty.
1	77790	(000000-) Brake Assy, Rh (See Breakdowns)	1
2	77770	(000000-) Brake Assy, Lh (See Breakdowns)	1
3	17808	(000000-) Bearing-Cup, 2.72Dia 0.59Wth	2
4	51338	(000000-) Bearing-Cup, 2.56Dia 0.55Wth	2
5	51193	(000000-) Bearing-Cone, 1.38Bore 0.72Wth	2
6	14242	(000000-) Nut-Hxslot 1.00-20 Pltd	2
▽	7	79151	(000000-) Drum Assy, Brake 9/16	2
▲	8	79152	(000000-) Stud, Wheel .56-18x2.13	6
9	79153	(000000-) Nut, Wheel Lug, 9/16-18	12
10	17809	(000000-) Bearing-Cone, 1.50Bore 0.75Wth	2
11	51373	(000000-) Cap, Grease Black Paint	2

Fig. 31 - Wheel Assembly

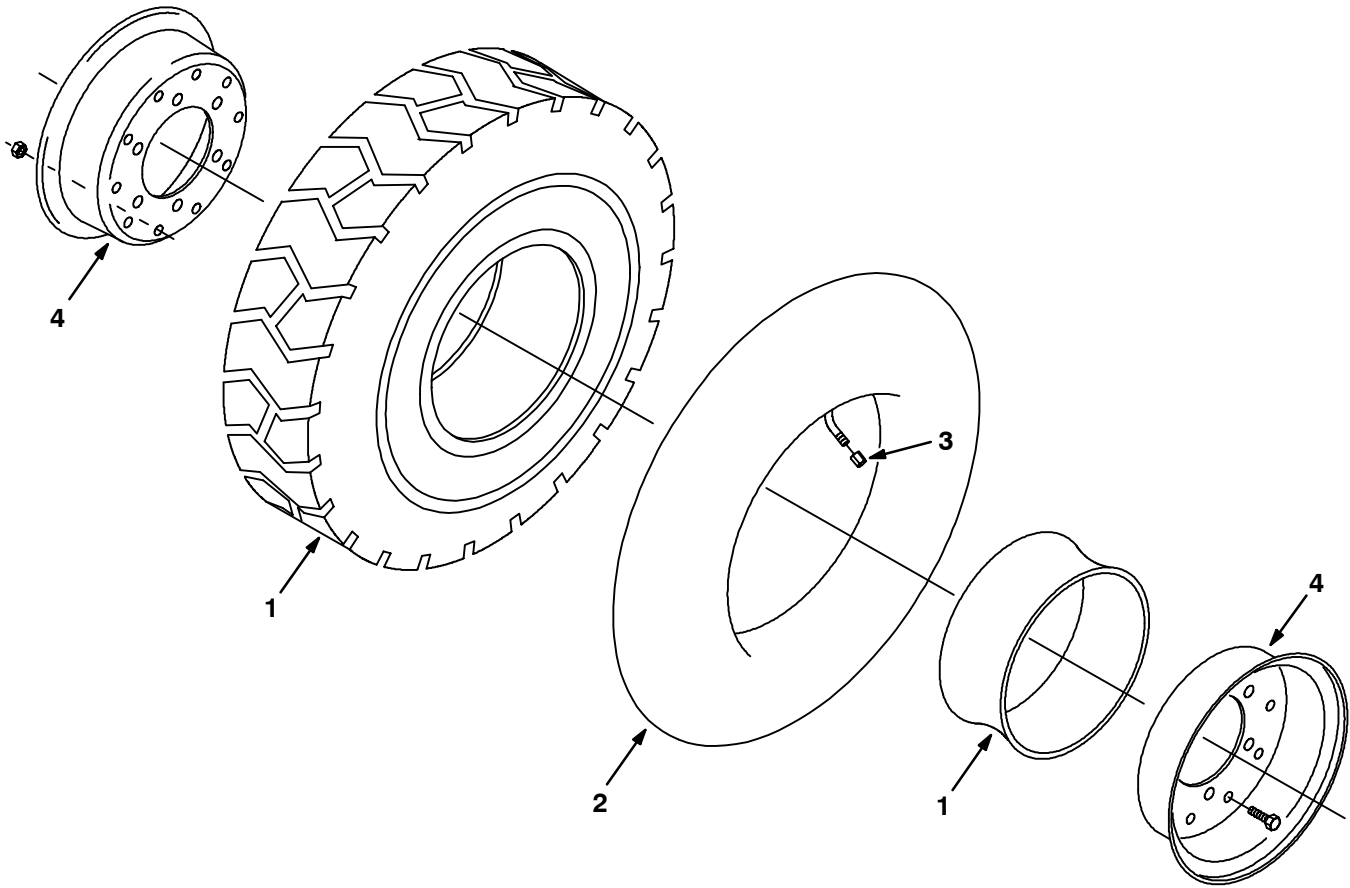


Fig. 31 - Wheel Assembly

	Ref.	Tennant Part No.	Machine Serial Number	Description	Qty.
▽		375567	(000000-) Tire & Rim Assy, Pneu 6.50-10	3
▲	1	64059	(000000-) Tire & Flap Assy	1
▲	2	64058	(000000-) Tube, Inner	1
▲	3	45786	(000000-) Cap, Valve Stem	1
▲	4	21672	(000000-) Hub Assy	1

Fig. 32 - Brake Pedals Group

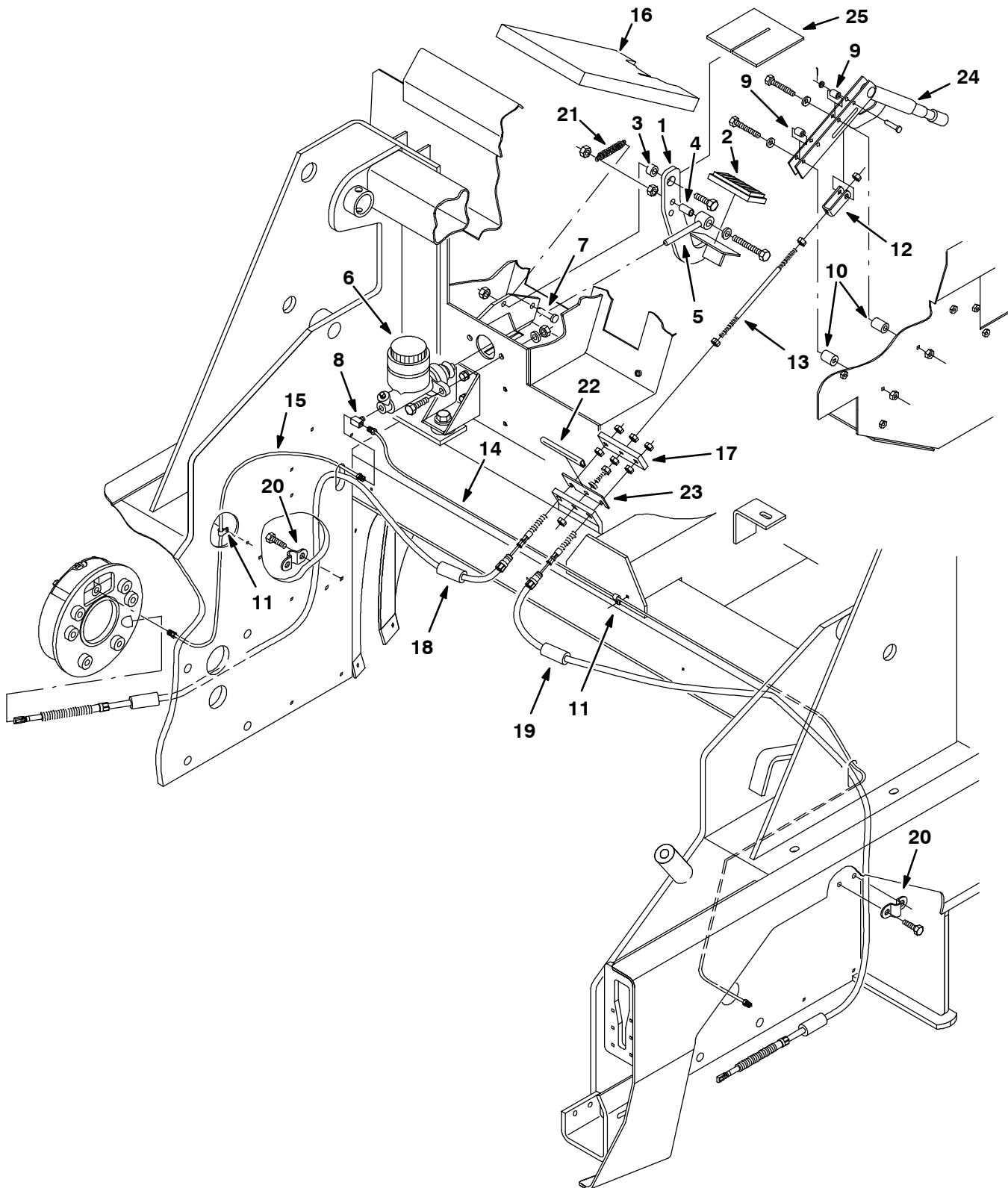


Fig. 32 - Brake Pedals Group

Ref.	Tennant Part No.	Machine Serial Number	Description	Qty.
1	63295	(000000-) Pedal Wldt	1
2	51109	(000000-) Pad	1
3	64635	(000000-) Spacer	1
4	57311	(000000-) Spacer-.50 Od X .055W X 1.0	1
5	70550	(000000-) Rod Wldt, Push, Brake	1
6	64950	(000000-) Cylinder, Master Brake	1
7	76653	(000000-) Pin, Clevis .375D X 1.000 Lg	1
8	51483	(000000-) Ftg,Brass,Tee 06lf- 02Pm- 06lf	1
9	51562	(000000-) Sleeve, .344B .50D .81 Cr.Anc	2
10	86034	(000000-) Spacer, Brake	2
11	46236	(000000-) Clamp-Cable, 0.25Dia 0.56Wth	4
12	76491	(000000-) Bracket, Adjuster, Brake	1
13	76490	(000000-) Rod-Thread, 2End M08X1.25X10Lg	1
14	79593	(000000-) Tube Assy, Brake	1
15	79594	(000000-) Tube Assy, Brake	1
16	375526	(000000-) Insulation, S/Foam 1.0 Seal Brake Pedal	1
17	70506	(000000-) Bar, Equalizer	1
18	64556	(000000-) Cable, Brake, Park	1
19	64558	(000000-) Cable, Brake, Park	1
20	65129	(000000-) Clamp, Cable- Brake	2
21	75575	(000000-) Spring, Tens,0.5Dx.06Wire 2.5L	1
22	31775	(000000-) Molding, Trim 11-14Ga 4.0	1
23	74022	(000000-) Strip, Retainer, Brake Cable	1
24	51545	(000000-) Lever, Brake	1
25	380717	(000000-) Insulation, Sound Foam	1

Fig. 33 - Directional Pedal Group

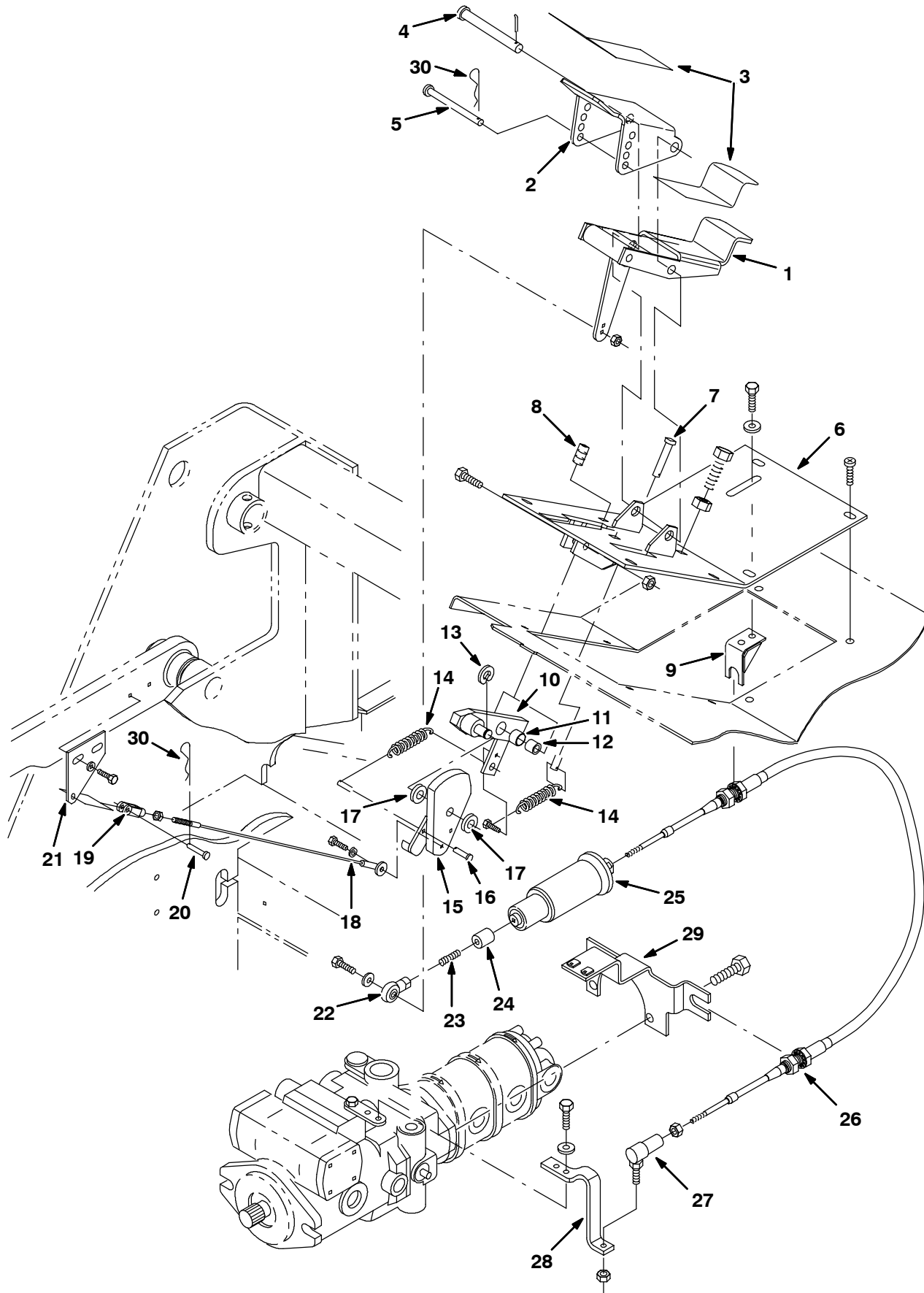


Fig. 33 - Directional Pedal Group

Ref.	Tennant Part No.	Machine Serial Number	Description	Qty.
1	380683	(000000-) Pedal Wldt, Propel Lower W/tread	1
2	84103	(000000-) Pedal, Upper W/tread	1
3	82839	(000000-) Pad, Tread	1
4	59668	(000000-) Pin, Clevis .50 Dia X 4.50 Lg	1
5	59672	(000000-) Pin, Clevis .31 Dia X 4.50 Lg	1
6	380566	(000000-) Panel Wldt, Access Floor	1
7	76647	(000000-) Pin, Clevis .375D X 1.312 Lg	1
8	76523	(000000-) Screw-Set M10 X 1.50 2045H	1
9	380567	(000000-) Bracket, Wldt,Cable Mtg	1
10	70747	(000000-) Bar Wldt, Pivot	1
11	07449	(000000-) Bearing, Fiberglide	1
12	74051	(000000-) Sleeve, .408B .62D .53Stl	1
13	86953	(000000-) Ring,Retain,Ex,0.50 Stl Steel	1
14	54222	(000000-) Sprng,Tens,1.00Odx.09Wire 2.8L	2
15	70783	(000000-) Cam	1
16	82168	(000000-) Pin, Clevis .25 Dia, 1.000 Lg.	1
17	41722	(000000-) Washer, .516B .90D .07Cr.	2
18	70749	(000000-) Cable, Speed Control	1
19	14595-1	(000000-) Clevis,Adjust.0.25-28Th.Cad.	1
20	14605	(000000-) Pin, Clevis	1
21	70725	(000000-) Plate	1
22	68866	(000000-) Rod End .250-28 .25Dia	1
23	36971	(000000-) Rod-Thrd, Full .25-28	1
24	380568	(000000-) Spacer, .75D .9L .25-28 Th	1
25	63292	(000000-) Spring, Propel, Centering	1
26	63276	(000000-) Cable, Push,Pull	1
27	14601	(000000-) Balljoint	1
28	380514	(000000-) Lever, Pump, Propel	1
29	380513	(000000-) Bracket, Mtg, Propel Cable	1
30	08085	(000000-) Pin, Haircotter .31D .058Wire	2

Fig. 34 - Hydraulic Pumps Group

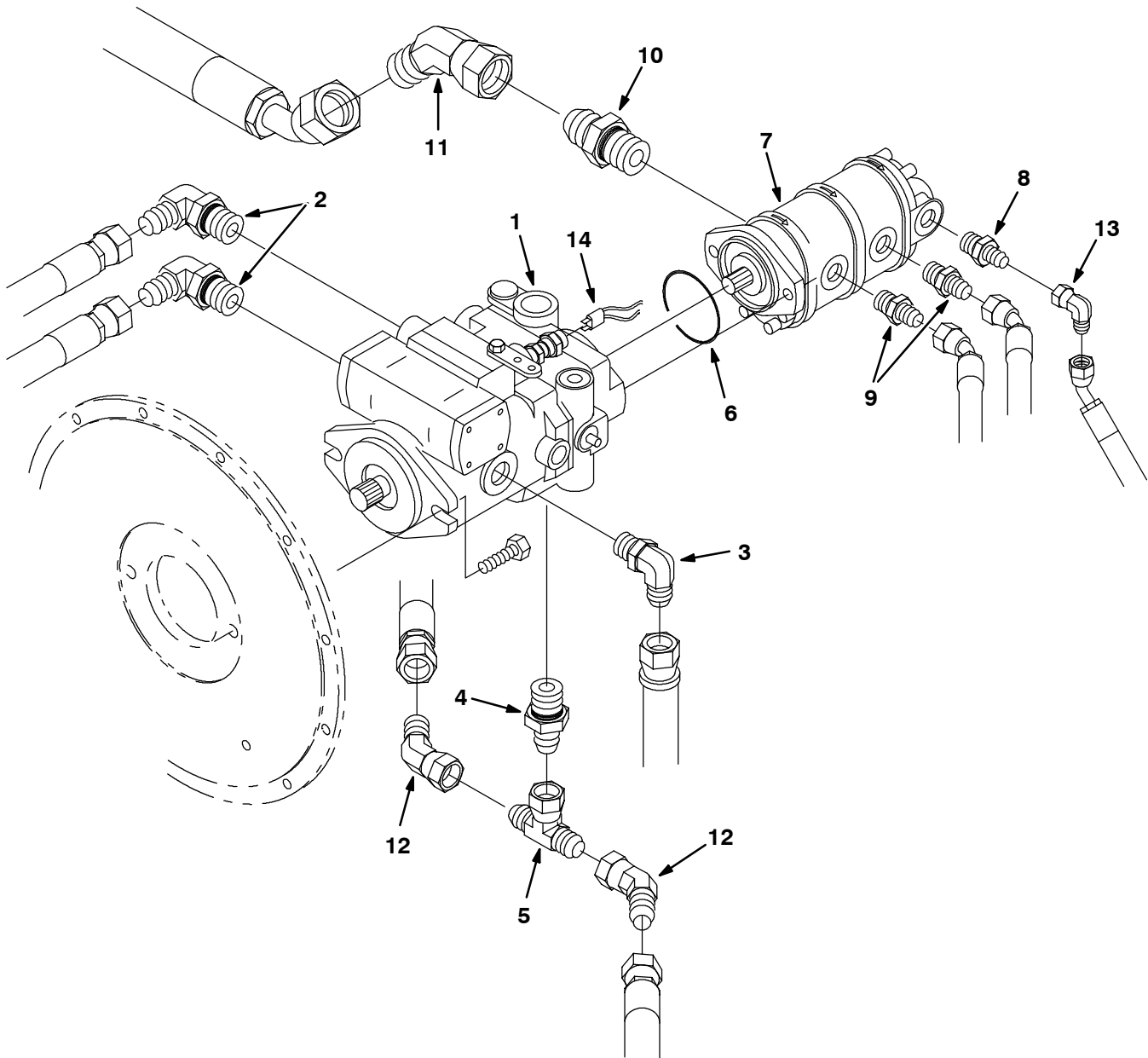
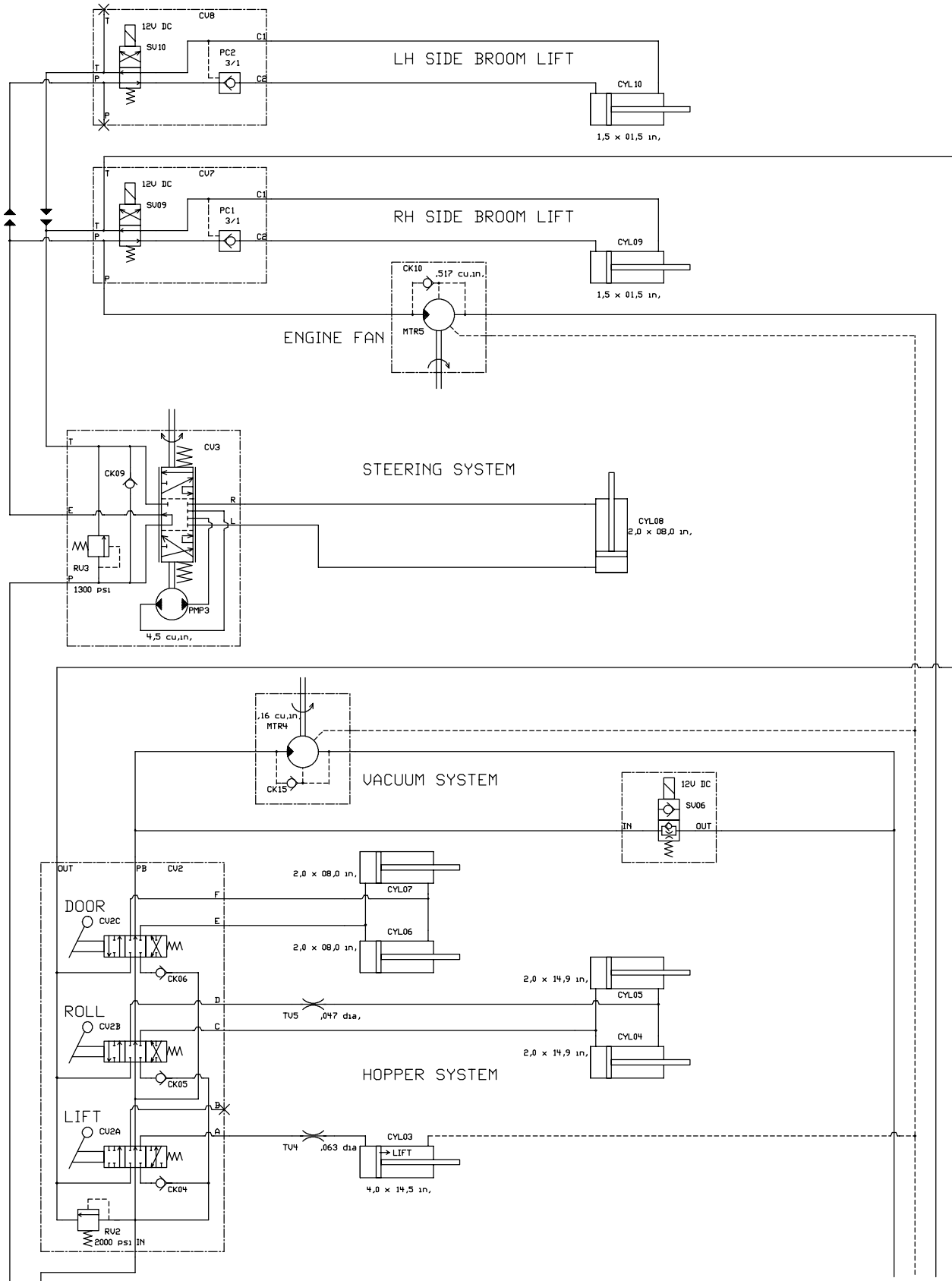


Fig. 34 - Hydraulic Pumps Group

Ref.	Tennant Part No.	Machine Serial Number	Description	Qty.
1	310582	(000000-) Pump-Hyd Piston V	1
2	52911	(000000-) Ftg-Hyd E90 Jm12/Om16	2
3	46481	(000000-) Ftg-Hyd E90 Jm12/Om12	1
4	67310	(000000-) Ftg-Hyd Str Jm12/Om16	1
5	62389	(000000-) Ftg-Hyd Tee Jm12/Jfjm	1
6	65145-1	(000000-) O-Ring Gland	1
7	310581	(000000-) Pump-Hyd Gear Ex	1
8	47508	(000000-) Ftg-Hyd Str Jm06/Om10	1
9	56692	(000000-) Ftg-Hyd Str Jm08/Om10	2
10	58858	(000000-) Ftg-Hyd Str Jm20/Om20	1
11	19544	(000000-) Ftg-Hyd E45 Jm20/Jf20	1
12	07934	(000000-) Ftg-Hyd E45 Jm12/Jf12	2
13	47504	(000000-) Ftg-Hyd E90 Jm06/Jf06	1
14	63407	(000000-) Harness, Neutral, Start	1

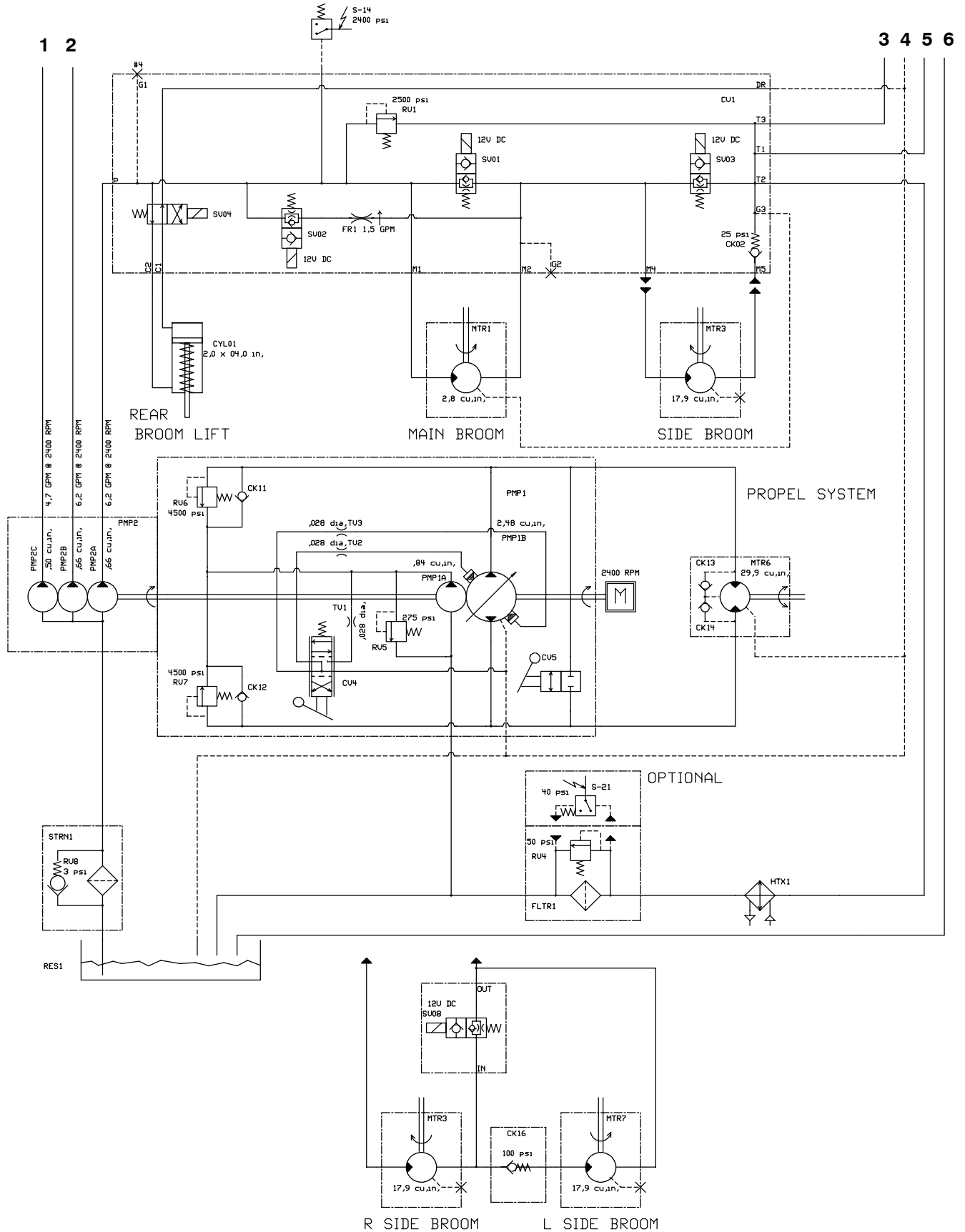
Fig. 35 - Hydraulic Schematic



1 2

3 4 5 6

Fig. 35 - Hydraulic Schematic



09912 - 800

Fig. 36 - Hydraulic Hose Group (000000-004936)

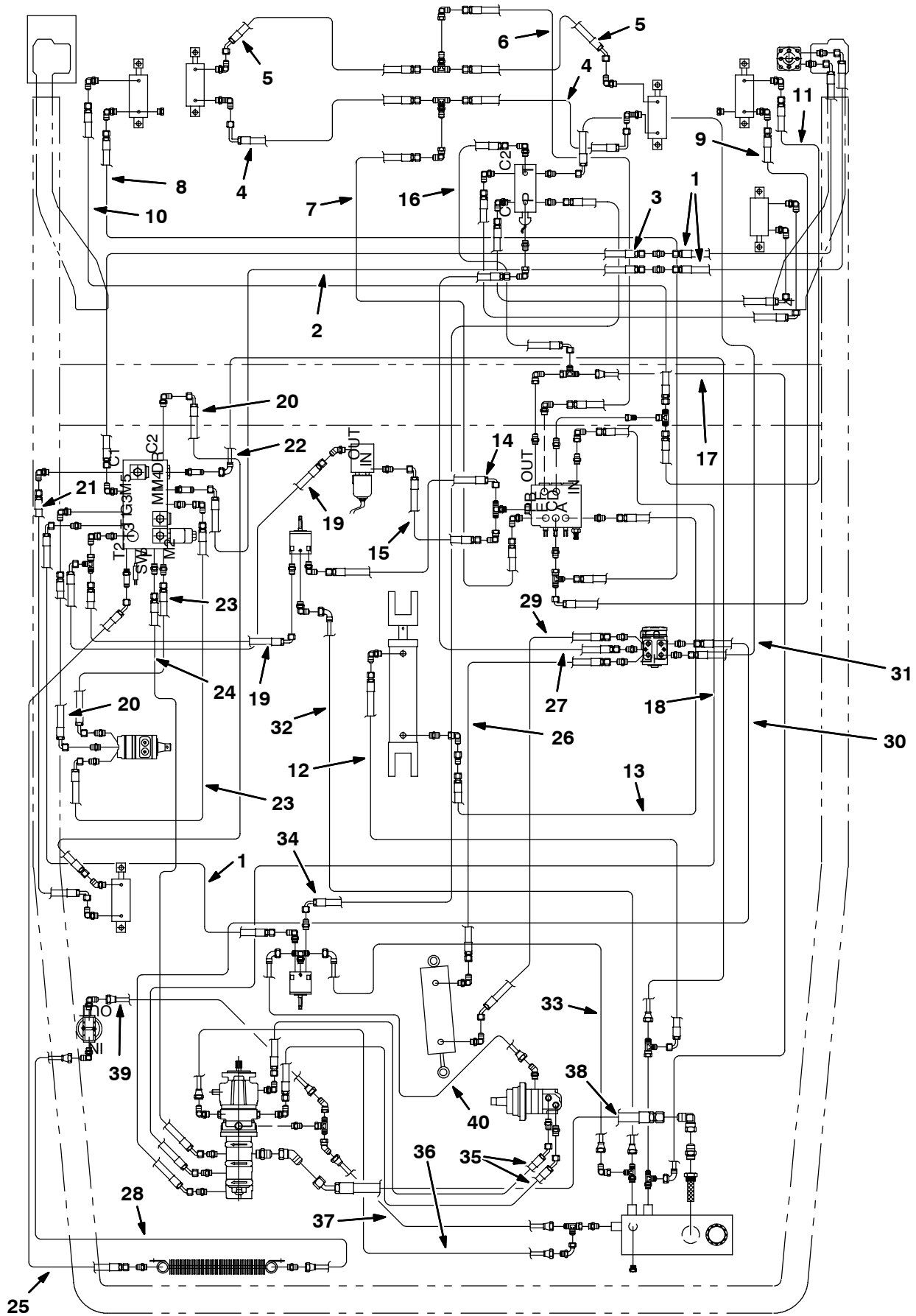


Fig. 36 - Hydraulic Hose Group (000000-004936)

Ref.	Tennant Part No.	Machine Serial Number	Description	Qty.
1	65194	(000000-004936)	Hose-Hyd Med06	3
2	65197	(000000-004936)	Hose-Hyd Med08	1
3	65224	(000000-004936)	Hose-Hyd Med08	1
4	65188	(000000-004936)	Hose-Hyd	2
5	57173	(000000-004936)	Hose-Hyd Med04 Jf/J4	2
6	76498	(000000-004936)	Hose-Hyd Ar 04	1
7	79642	(000000-004936)	Hose-Hyd Ar04	1
8	21117	(000000-004936)	Hose-Hyd Ar 04	1
9	21119	(000000-004936)	Hose-Hyd Ar 04	1
10	77641	(000000-004936)	Hose-Hyd Ar 04	1
11	77640	(000000-004936)	Hose-Hyd Ar 04	1
12	71552	(000000-004936)	Hose-Hyd	1
13	55700	(000000-004936)	Hose-Hyd Med04 Jf/Jf	1
14	82843	(000000-004936)	Hose-Hyd Med08 Jf/J9	1
15	82820	(000000-004936)	Hose-Hyd Med78 Jf/J9	1
16	65195	(000000-004936)	Hose-Hyd Med06	1
17	65212	(000000-004936)	Hose-Hyd Low06	1
18	65204	(000000-004936)	Hose-Hyd Med08	1
19	34355	(000000-004936)	Hose-Hyd Med08 Jf/J9	2
20	57963	(000000-004936)	Hose-Hyd Med04	4
21	34379	(000000-004936)	Hose-Hyd Med04	1
22	65213	(000000-004936)	Hose-Hyd Low06	1
23	34360	(000000-004936)	Hose-Hyd Med08 Jf/J9	2
24	33799	(000000-004936)	Hose-Hyd Med08 Jf/J4	1
25	65199	(000000-004936)	Hose-Hyd Med12	1
26	01987	(000000-004936)	Hose-Hyd Med06 Jf/Jf	1
27	16431	(000000-004936)	Hose-Hyd Med06 Jf/Jf	1
28	82835	(000000-004936)	Hose-Hyd Low12 Jf/Jf	1
29	76497	(000000-004936)	Hose-Hyd Med06	1
30	65191	(000000-004936)	Hose-Hyd Med06	1
31	57944	(000000-004936)	Hose-Hyd Med06 Jf/J9	1
32	21729	(000000-004936)	Hose-Hyd Low04 Jf/J9	2
33	65196	(000000-004936)	Hose-Hyd Low 04	1
34	31563	(000000-004936)	Hose-Hyd Med06 Jf/J9	1
35	65201	(000000-004936)	Hose-Hyd Med12	2
36	65205	(000000-004936)	Hose-Hyd Low12	1
37	65202	(000000-004936)	Hose-Hyd Low12	1
38	77473	(000000-004936)	Hose-Hyd Suc20 Spcl 22.5	1
39	380675	(000000-004936)	Hose-Hyd Low12 Jf/jf	1
40	02549	(000000-004936)	Hose, Hyd,Low04, Jf04str /Jf04	1

Fig. 37 - Hydraulic Hose Group (004937-)

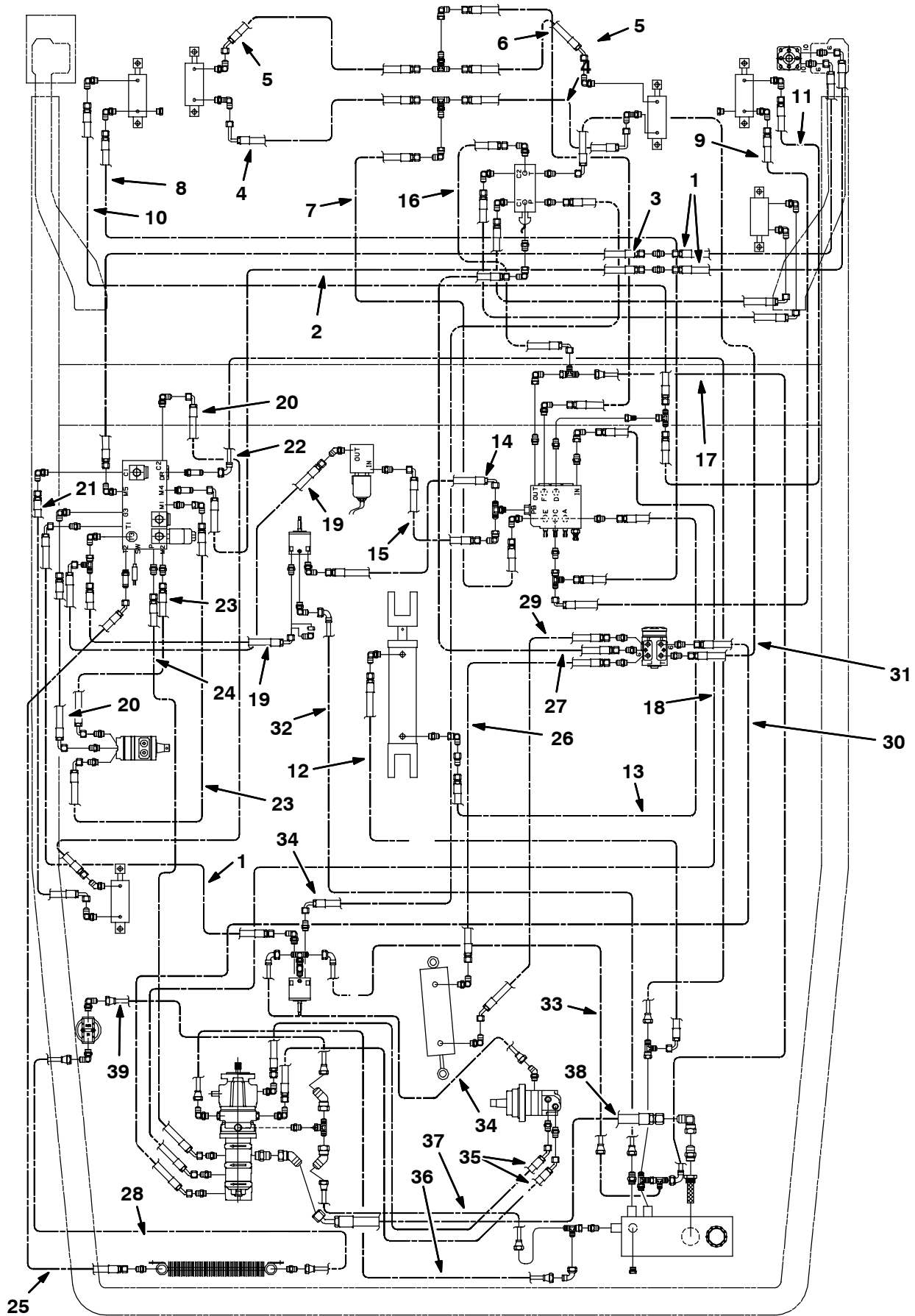


Fig. 37 - Hydraulic Hose Group (004937-)

Ref.	Tennant Part No.	Machine Serial Number	Description	Qty.
1	65194	(004937-) Hose-Hyd Med06	3
2	65197	(004937-) Hose-Hyd Med08	1
3	65224	(004937-) Hose-Hyd Med08	1
4	65188	(004937-) Hose-Hyd	2
5	57173	(004937-) Hose-Hyd Med04 Jf/J4	2
6	76498	(004937-) Hose-Hyd Ar 04	1
7	79642	(004937-) Hose-Hyd Ar04	1
8	21117	(004937-) Hose-Hyd Ar 04	1
9	21119	(004937-) Hose-Hyd Ar 04	1
10	77641	(004937-) Hose-Hyd Ar 04	1
11	77640	(004937-) Hose-Hyd Ar 04	1
12	71552	(004937-) Hose-Hyd	1
13	55700	(004937-) Hose-Hyd Med04 Jf/Jf	1
14	82843	(004937-) Hose-Hyd Med08 Jf/J9	1
15	82820	(004937-) Hose-Hyd Med78 Jf/J9	1
16	65195	(004937-) Hose-Hyd Med06	1
17	65212	(004937-) Hose-Hyd Low06	1
18	65204	(004937-) Hose-Hyd Med08	1
19	34355	(004937-) Hose-Hyd Med08 Jf/J9	2
20	57963	(004937-) Hose-Hyd Med04	4
21	34379	(004937-) Hose-Hyd Med04	1
22	65213	(004937-) Hose-Hyd Low06	1
23	34360	(004937-) Hose-Hyd Med08 Jf/J9	2
24	33799	(004937-) Hose-Hyd Med08 Jf/J4	1
25	65199	(004937-) Hose-Hyd Med12	1
26	01987	(004937-) Hose-Hyd Med06 Jf/Jf	1
27	16431	(004937-) Hose-Hyd Med06 Jf/Jf	1
28	82835	(004937-) Hose-Hyd Low12 Jf/Jf	1
29	76497	(004937-) Hose-Hyd Med06	1
30	65191	(004937-) Hose-Hyd Med06	1
31	57944	(004937-) Hose-Hyd Med06 Jf/J9	1
32	21729	(004937-) Hose-Hyd Low04 Jf/J9	2
33	31603	(004937-) Hose-Hyd Low 04	1
34	31563	(004937-) Hose-Hyd Med06 Jf/J9	2
35	65201	(004937-) Hose-Hyd Med12	2
36	65205	(004937-) Hose-Hyd Low12	1
37	57568	(004937-) Hose-Hyd Low12	1
38	77473	(004937-) Hose-Hyd Suc20 Spcl 22.5	1
39	380675	(004937-) Hose-Hyd Low12 Jf/jf	1

Fig. 38 - Hydraulic Reservoir Group

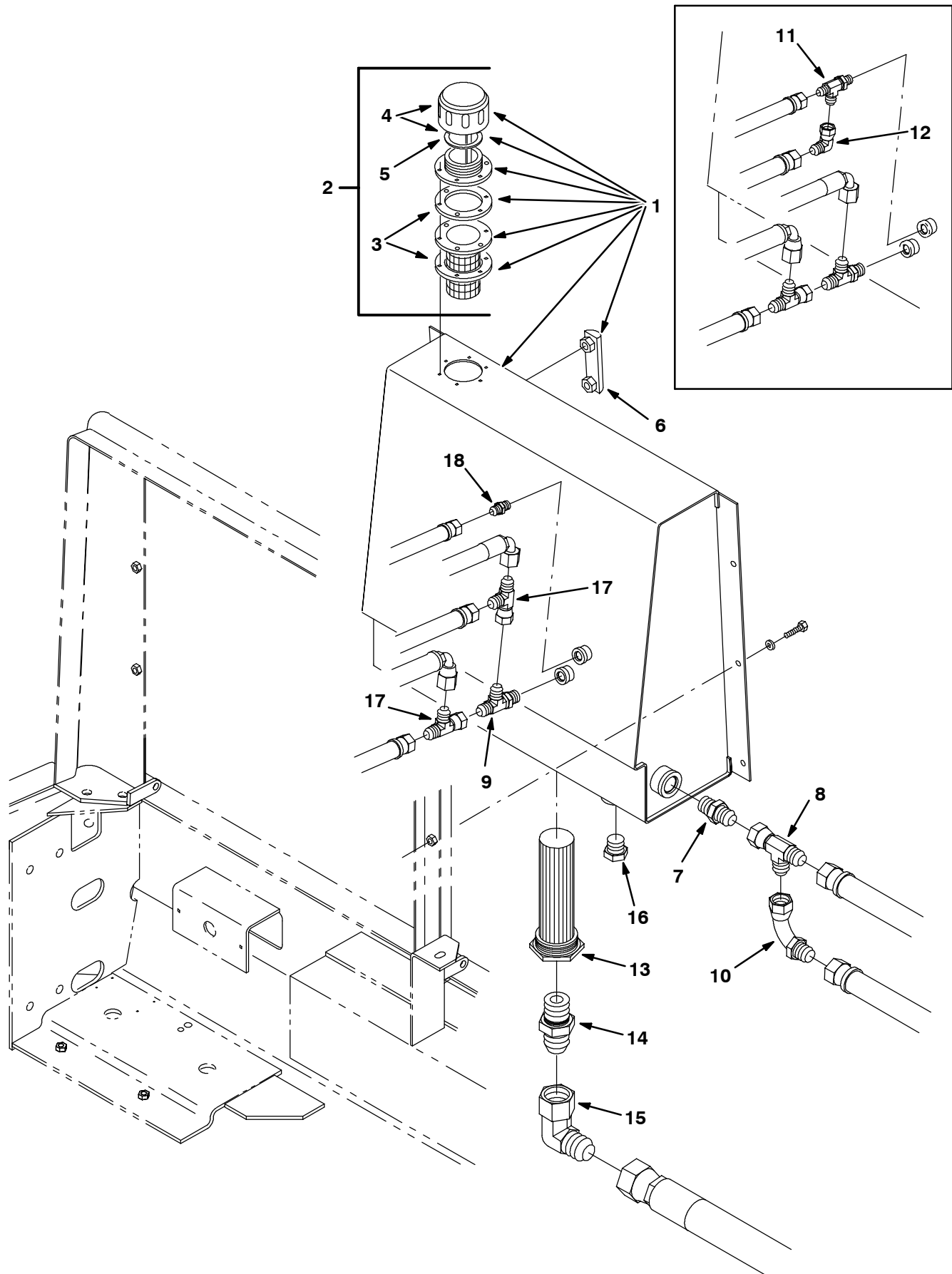


Fig. 38 - Hydraulic Reservoir Group

	Ref.	Tennant Part No.	Machine Serial Number	Description	Qty.
▽	1	380736	(000000-) Tank Wldt, Hydraulic w/label	1
▲▽	2	34306	(000000-) Breather, Hyd	1
▲▲	3	61288	(000000-) Gasket, Hyd Tank Breather	2
▲▲	4	70072	(000000-) Breather Cap and Gasket	1
▲▲	5	70006	(000000-) Gasket, Hyd Cap	1
▲	6	65215	(000000-) Gauge, Sight Lh	1
	7	42260	(000000-) Ftg-Hyd Str Jm12/Om12	1
	8	40514	(000000-) Ftg-Hyd Tee Jm12Jmjf	1
	9	76316	(000000-) Ftg-Hyd Tee Jm06Jmom	1
	10	57994	(000000-) Ftg-Hyd E90 Special Jm12/Jf12	1
	11	34390	(000000-004936) Ftg-Hyd Tee Jm04Jmom	1
	12	39210	(000000-004936) Ftg-Hyd E90 Jm04/Jf04	1
	13	31613	(000000-) Strainer-Hyd Suction 25-100-03	1
	14	58858	(000000-) Ftg-Hyd Str Jm20/Om20	1
	15	19459	(000000-) Ftg-Hyd E90	1
	16	33817	(000000-) Ftg-Hyd Plg Om12	1
	17	42215	(004937-) Ftg-Hyd Tee Jm06Jmjf	2
	18	55586	(004937-) Fitting, Hyd, Str, Jm04/Om04	1

Fig. 39 - Hydraulic Solenoid Valve Group

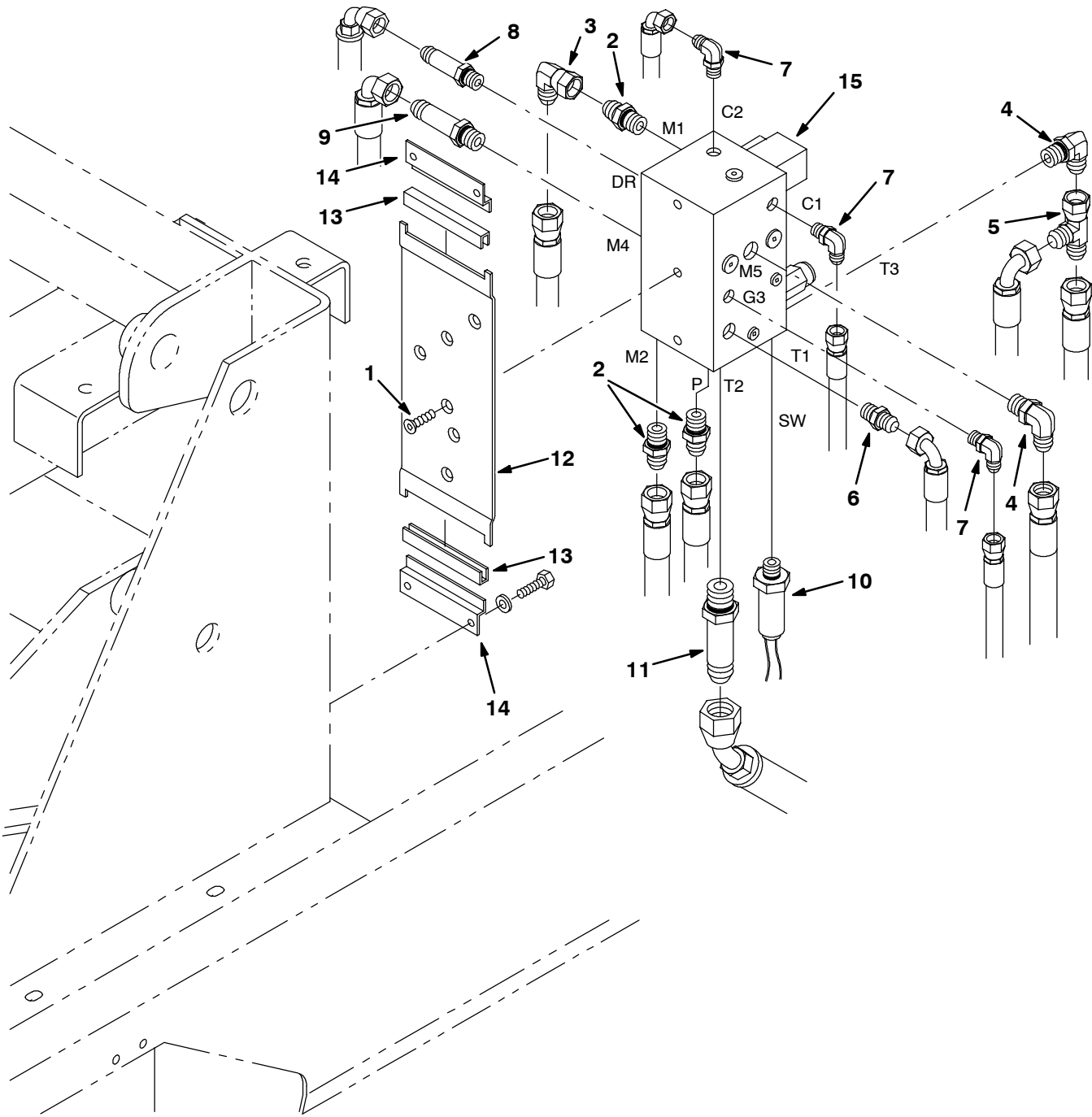


Fig. 39 - Hydraulic Solenoid Valve Group

Ref.	Tenant Part No.	Machine Serial Number	Description	Qty.
1	32129	(000000-) Scr Flt M8x1.25 20	3
2	44869	(000000-) Ftg-Hyd Str Jm08/Om08	3
3	17980	(000000-) Ftg-Hyd E90 Jm08/Jf08	1
4	44868	(000000-) Ftg-Hyd E90 Jm08/Om08	2
5	45482	(000000-) Ftg-Hyd Tee Jm08Jmjf	1
6	56690	(000000-) Ftg-Hyd Str Jm06/Om06	1
7	77097	(000000-) Ftg-Hyd E90 Jm04/Om04	3
8	59577	(000000-) Ftg-Hyd Str Jm06Om06L	1
9	31605	(000000-) Ftg-Hyd Str Jm08Om08L	1
10	77575	(000000-) Switch Assy, Pressure, Hyd	1
11	57993	(000000-) Ftg-Hyd Str Jm12Om12L	1
12	64228	(000000-) Plate, Mtg, Valve, Solenoid	1
13	10911	(000000-) Isolator, Vac Fan	2
14	06146	(000000-) Bracket, Mounting	2
15	84014	(000000-) Valve-Hyd, Solenoid (See Breakdowns)	1

Fig. 40 - Hydraulic Lift Valve Group

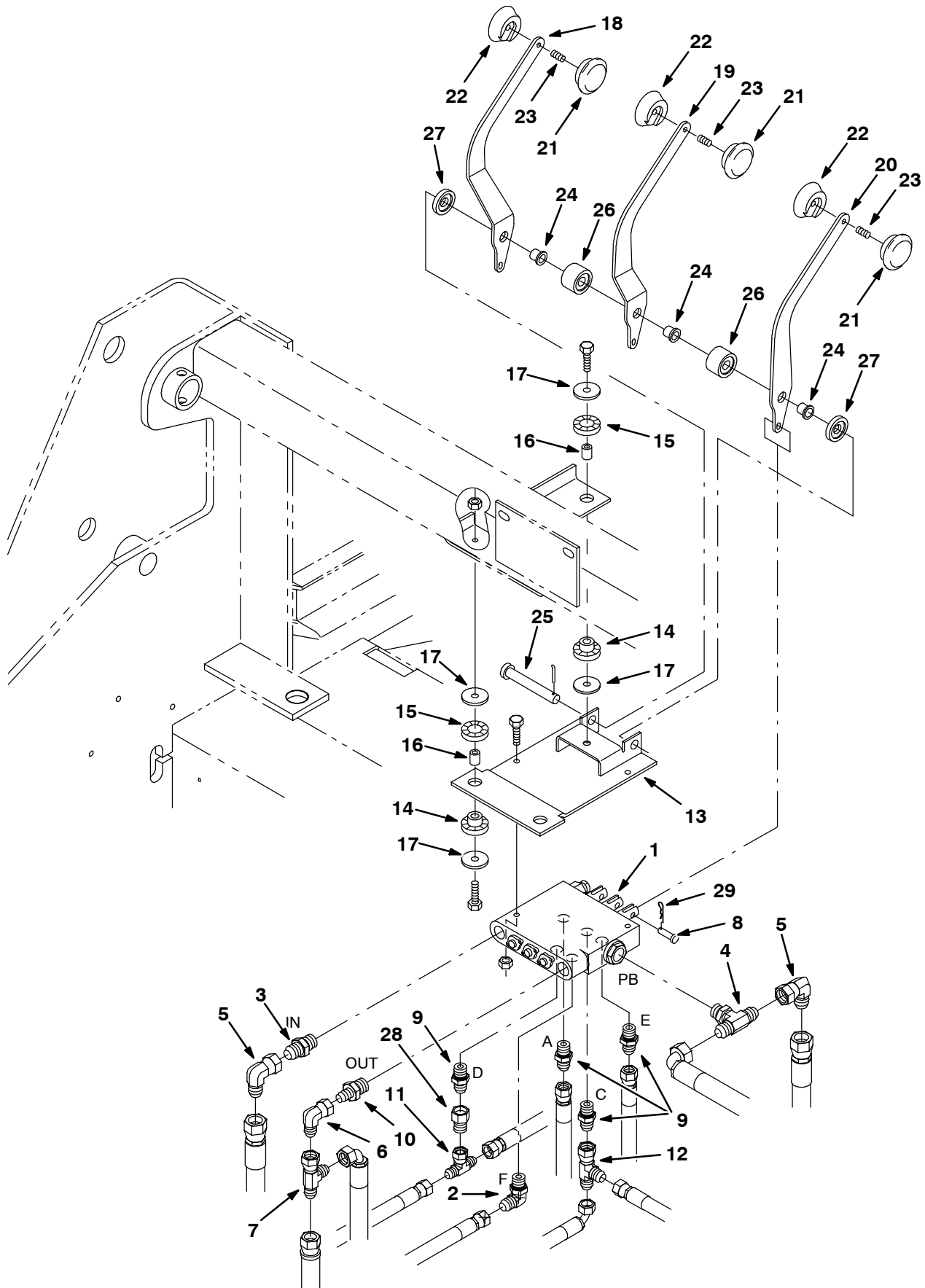


Fig. 40 - Hydraulic Lift Valve Group

Ref.	Tennant Part No.	Machine Serial Number	Description	Qty.
1	375563	(000000-) Valve, Hyd Control Man (See Breakdowns)	1
2	47638	(000000-) Ftg-Hyd E90 Jm04/Om06	1
3	44869	(000000-) Ftg-Hyd Str Jm08/Om08	1
4	49933	(000000-) Ftg-Hyd Tee Jm08Omjm	1
5	17980	(000000-) Ftg-Hyd E90 Jm08/Jf08	2
6	47504	(000000-) Ftg-Hyd E90 Jm06/Jf06	1
7	42215	(000000-) Ftg-Hyd Tee Jm06Jmjf	2
8	77488	(000000-) Pin, Clevis .18 Dia.X .62 Lg	3
9	55685	(000000-) Ftg-Hyd Str Jm04/Om06	3
10	52402	(000000-) Ftg-Hyd Str Jm06/Om08	1
11	57411	(000000-) Ftg-Hyd Tee Jm04Jfjm	1
12	57988	(000000-) Ftg-Hyd Tee Jm04Jmjf	1
13	77485	(000000-) Bracket Wldt, Mounting, Valve	1
14	62173	(000000-) Bushing, Isolator-Inner,Rbr.	3
15	62172	(000000-) Ring	3
16	64905	(000000-) Sleeve, .259B .38D .62 Dom	3
17	30013	(000000-) Washer-Flt .31 Fender Pltd	6
18	77491	(000000-) Handle, Rh	1
19	77492	(000000-) Handle, Center	1
20	77493	(000000-) Handle, Lh	1
21	64434	(000000-) Knob	3
22	70827	(000000-) Knob	3
23	70847	(000000-) Screw Set M 6X1.020	3
24	36556	(000000-) Bearing, Nylon .50B	3
25	06474A	(000000-) Pin,Clevis,0.50 Dia.X 3.50 Lg	1
26	77498	(000000-) Spacer, .90L	2
27	77499	(000000-) Spacer, .25 L	2
28	16455	(000000-) Ftg-Hyd Rst JM04/.047	1
29	08085	(000000-) Pin, Haircotter .31d .058wire	3

Fig. 41 - Side Brush Group

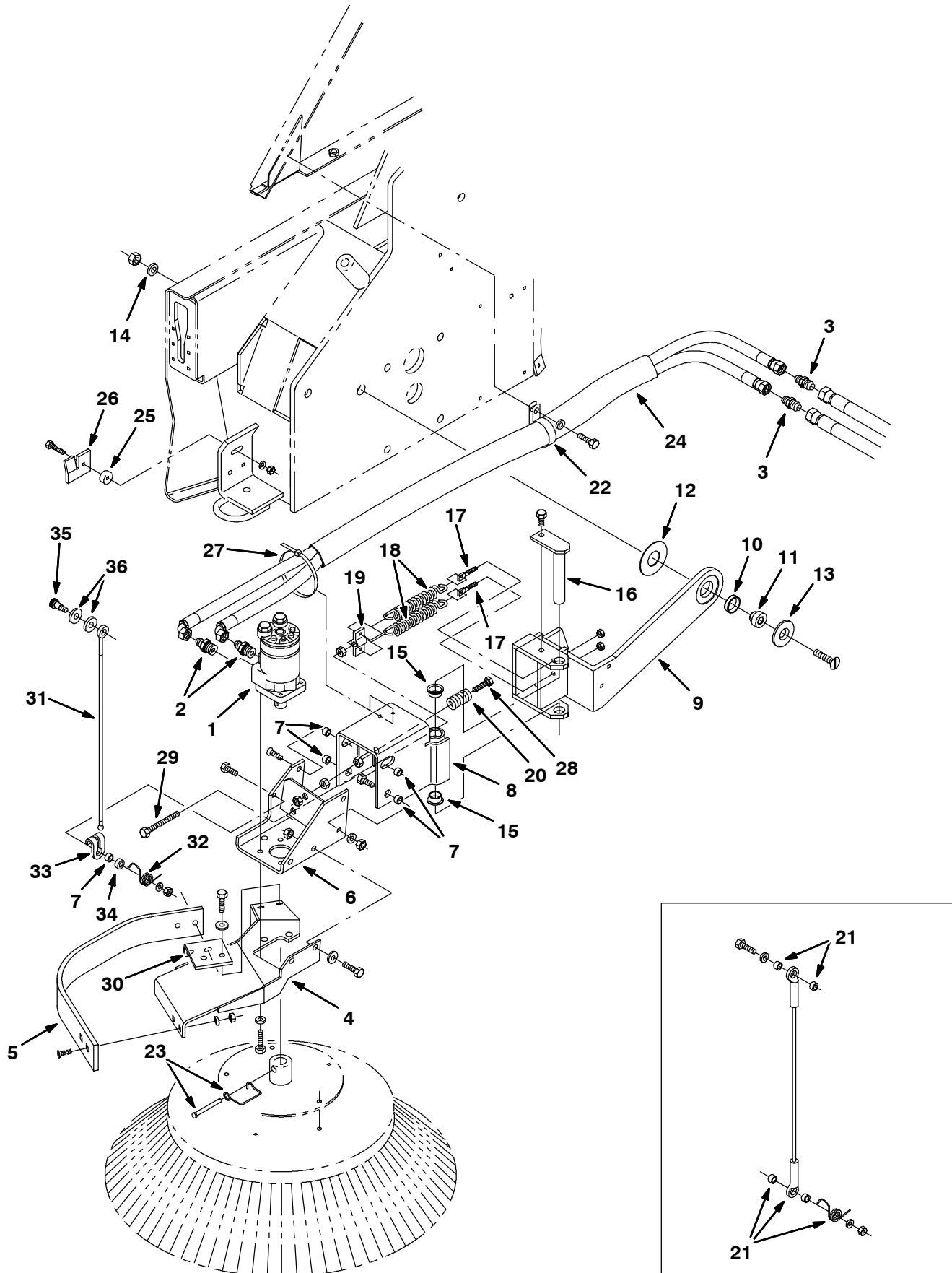


Fig. 41 - Side Brush Group

Ref.	Tennant Part No.	Machine Serial Number	Description	Qty.
1	79781	(000000-) Motor, Hyd, (See Breakdowns)	1
2	47508	(000000-) Ftg-Hyd Str Jm06/Om10	2
3	42207	(000000-) Ftg-Hyd Str Jm08/Jm06	2
4	21224	(000000-) Guard Wldt, Side Brush	1
5	21238	(000000-) Guard, Side Brush	1
6	65168	(000000-) Bracket, Mounting, Motor	1
7	65174	(000000-) Spacer	5
8	65170	(000000-) Bracket, Pivot	1
9	70521	(000000-) Bracket, Lift	1
10	70627	(000000-) Bearing	1
11	70526	(000000-) Shaft, Pivot	1
12	70524	(000000-) Washer, 1.300B 3.000	1
13	70525	(000000-) Spacer	1
14	36328	(000000-) Washer-Belleville .50 Pltd	1
15	04761	(000000-) Bearing, Flange .875 Bore	2
16	70431	(000000-) Pin	1
17	70626	(000000-) Bolt-Eye M8-1.25	2
18	65160	(000000-) Spring, Extension	2
19	65173	(000000-) Bracket, Spring	1
20	65180	(000000-) Spring, Comp	1
21	375400	(000000- xxxxxx) Replacement Kit, Rh. Side Brush Cable	1
22	86328	(000000-) Clamp, Cable 1.5 Dia	1
23	84581	(000000-) Pin Assy, Side Brush W/clip	1
24	75028	(000000-) Sleeve, Nylon #27 65.0L	1
25	74059	(000000-) Spacer	1
26	74060	(000000-) Bracket, Angle	1
27	49263	(000000-) Tie Cable 3.00D Max 11.41Lg	2
28	06537	(000000-) Screw-Hex M10X1.5	1
29	76438	(000000-) Screw-Hex M10X1.5 90 Full Thd	1
30	21215	(000000-) Plate, Angle	1
31	375401	(xxxxxx-) Cable	1
32	375402	(xxxxxx-) Spring, Torsion, Rh	1
33	375770	(xxxxxx-) Hook, Cable	1
34	375404	(xxxxxx-) Spacer	1
35	375405	(xxxxxx-) Bolt, Shoulder	1
36	32486	(xxxxxx-) Washer	2

Fig. 42 - Side Brush Lift Group

Ref.	Tennant Part No.	Machine Serial Number	Description	Qty.
1	77669	(000000-) Plate Wldt	1
2	70532	(000000-) Cable, Side Brush, Lift	1
3	74391	(000000-) Pulley Assy, Cable, 1.5 Dia	2
4	375416	(000000- xxxxxx)	Replacement Kit, Roller, Side Brush Lift	4
5	23936	(000000-) Cable, Retaining, S Br	1
6	375415	(xxxxxx-) Plate, Side Brush Roller	2
7	73737	(000000-) Sleeve, .375B .75D .32 Stl	2
8	77584	(000000-) Plate	2
9	74090	(000000-) Bearing	2
10	77597	(000000-) Sleeve, 0.406B 0.75D1.80 Stl	1
11	77727	(000000-) Sleeve, .438B 1.00D .35 Stl	1
12	77459	(000000-) Spacer	1
13	77601	(000000-) Plate, Angle	1
14	77600	(000000-) Sleeve,0.406B .750D .800 Stl	1
15	77097	(000000-) Ftg-Hyd E90 Jm04/Om04	2
16	379020	(000000-) Cylinder, Hyd 1.5B 1.5S 2500	1
17	51813	(000000-) Pin,Clevis,0.37 Dia.X 2.12 Lg	2
18	08179	(000000-) Pin, Cotter .094X1.00	2
19	21231	(000000-) Plate	1
20	77605	(000000-) Knob, Plastic	1
21	41131	(000000-) Nut Low Crown .62-18	1
22	77682	(000000-) Rod, Thread	1
23	65561	(000000-) Switch Rocker Spst	1
24	57807	(000000-) Cover, Rocker Switch Seal	1
25	57772	(000000-) Plate-Cover	1
26	65174	(000000-) Spacer	3
27	77693	(000000-) Plate, Cover	1
28	56820	(000000-) Ftg-Hyd E90	1
29	84016	(000000-) Valve, Hyd Solenoid (See Breakdowns)	1
30	77097	(000000-) Ftg-Hyd E90 Jm04/Om04	2
31	56690	(000000-) Ftg-Hyd str	3
32	47504	(000000-) Ftg-Hyd E90	1
33	2113	(000000-) Plate, Cover	1
34	80395	(xxxxxx-) Sleeve	4
35	76570	(xxxxxx-) Screw, Hex m08	2
36	32492	(xxxxxx-) Washer, Flat	2
37	07791	(xxxxxx-) Nut, Hex, Flange	2
38	41342	(xxxxxx-) Screw, Hex m08	2
39	33924	(xxxxxx-) Washer, Flat m10	2
40	09028	(xxxxxx-) Screw, Hex m10	1
41	32715	(xxxxxx-) Nut, Hex Lock m10	1

Fig. 43 - Main Brush Drive Group

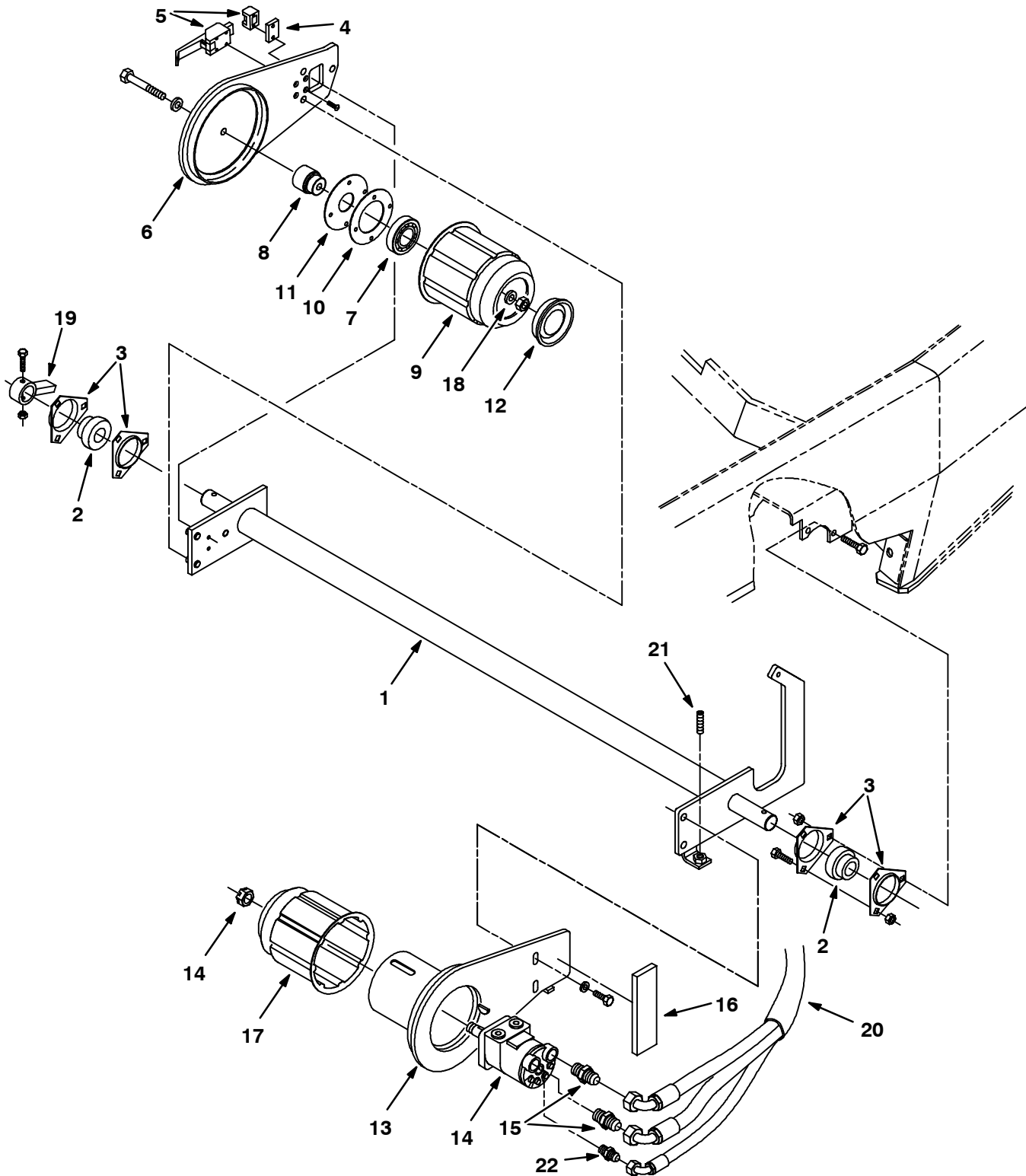


Fig. 43 - Main Brush Drive Group

Ref.	Tenant Part No.	Machine Serial Number	Description	Qty.
1	63436	(000000-) Shaft Wldt, Main Brush	1
2	51448	(000000-) Bearing&Clr ,1.25B 2.44D 1.41W	2
3	51449	(000000-) Flange,Brg,3 Hole	4
4	63541	(000000-) Plate, Mtg, Latch	1
5	54878	(000000-) Latch	1
6	63449	(000000-) Arm Wldt, M Br, Idler	1
7	24899	(000000-) Bearing-Ball,1.38B 2.83D 0.67W	1
8	30251	(000000-) Shaft, Idler	1
9	55779	(000000-) Plug Wldt, Idler	1
10	30252	(000000-) Strip, Retainer, Bearing	1
11	30253	(000000-) Plate, Seal	1
12	30255	(000000-) Plug, Tube	1
13	63450	(000000-) Arm Wldt, M Br, Motor	1
14	53434	(000000-) Motor-Hyd Gear In (See Breakdowns)	1
15	44869	(000000-) Ftg-Hyd Str Jm08/Om08	2
16	60732	(000000-) Seal Foam Rubber .75X1.5X3.5	1
17	87631	(000000-) Plug Weld, Brush Drive, Sweep	1
18	51564	(000000-) Washer, .531B 1.75D .12Cr.Znc	1
19	64811	(000000-) Bar Wldt, Brush Pressure	1
20	34330	(000000-) Sleeve, Hyd 30"	1
21	75612	(000000-) Screw, Set	1
22	55586	(000000-) Ftg-Hyd Str Jm04/Om04	1

Fig. 44 - Main Brush Lift Group

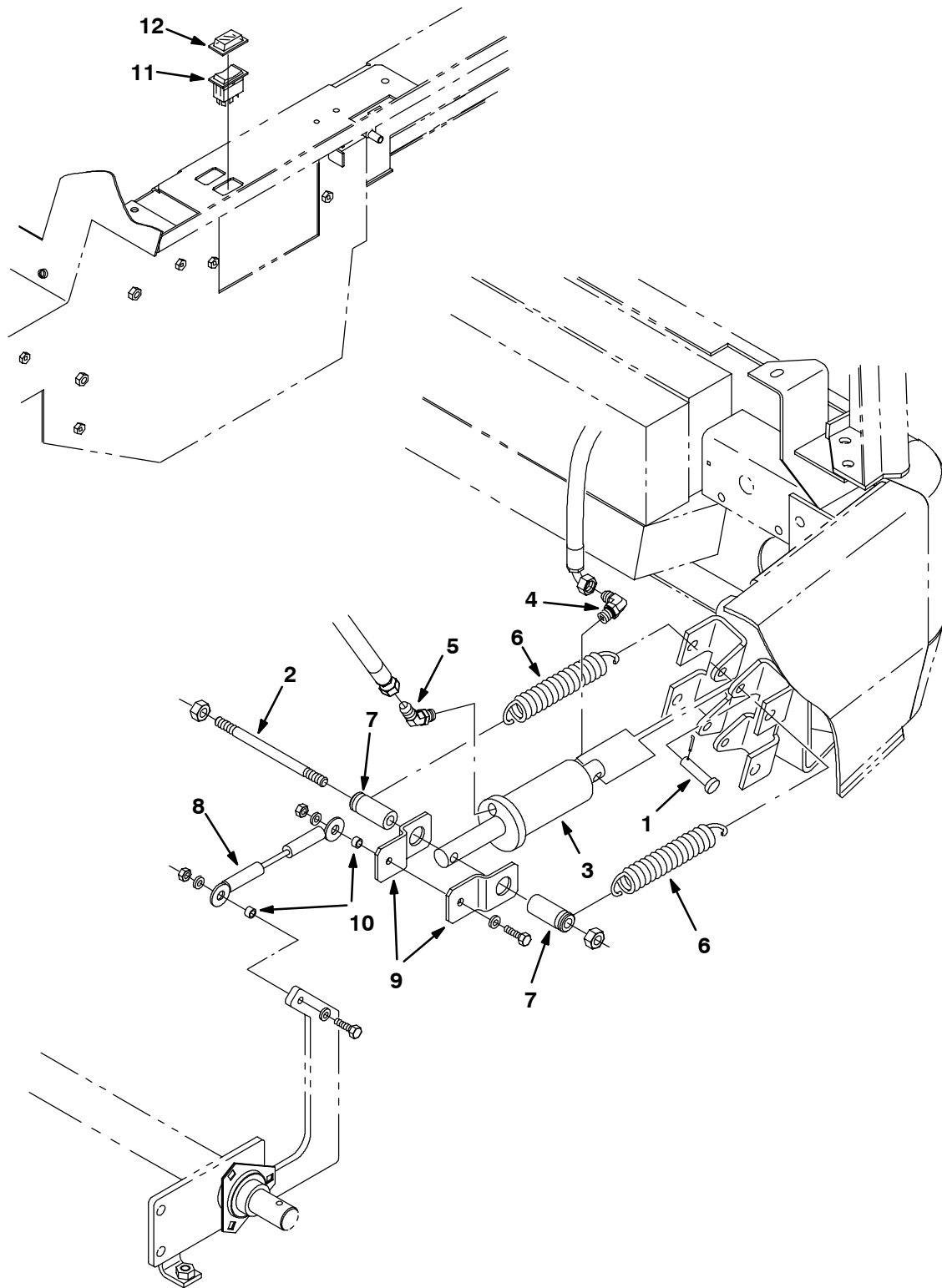


Fig. 44 - Main Brush Lift Group

Ref.	Tennant Part No.	Machine Serial Number	Description	Qty.
1	51534	(000000-) Pin,Clevis,0.50 Dia.X 2.00 Lg	1
2	70583	(000000-) Rod, Threaded .50-13	1
3	54096	(000000-) Cylinder, Hyd	1
4	77097	(000000-) Ftg-Hyd E90 Jm04/Om04	1
5	34359	(000000-) Ftg-Hyd E45 Jm04/Om04	1
6	33404	(000000-) Spring, Tension	2
7	64132	(000000-) Tube, Retainer, Spring	2
8	64233	(000000-) Cable, Lift, Main Brush	1
9	65248	(000000-) Bracket, Brush Lift, Main	2
10	65249	(000000-) Tube, Spacer, Brush Lift	2
11	61969	(000000-) Switch, Rocker, Dpdt	1
12	57807	(000000-) Cover, Rocker Switch Seal	1

Fig. 45 - Main Brush Adjustment Group

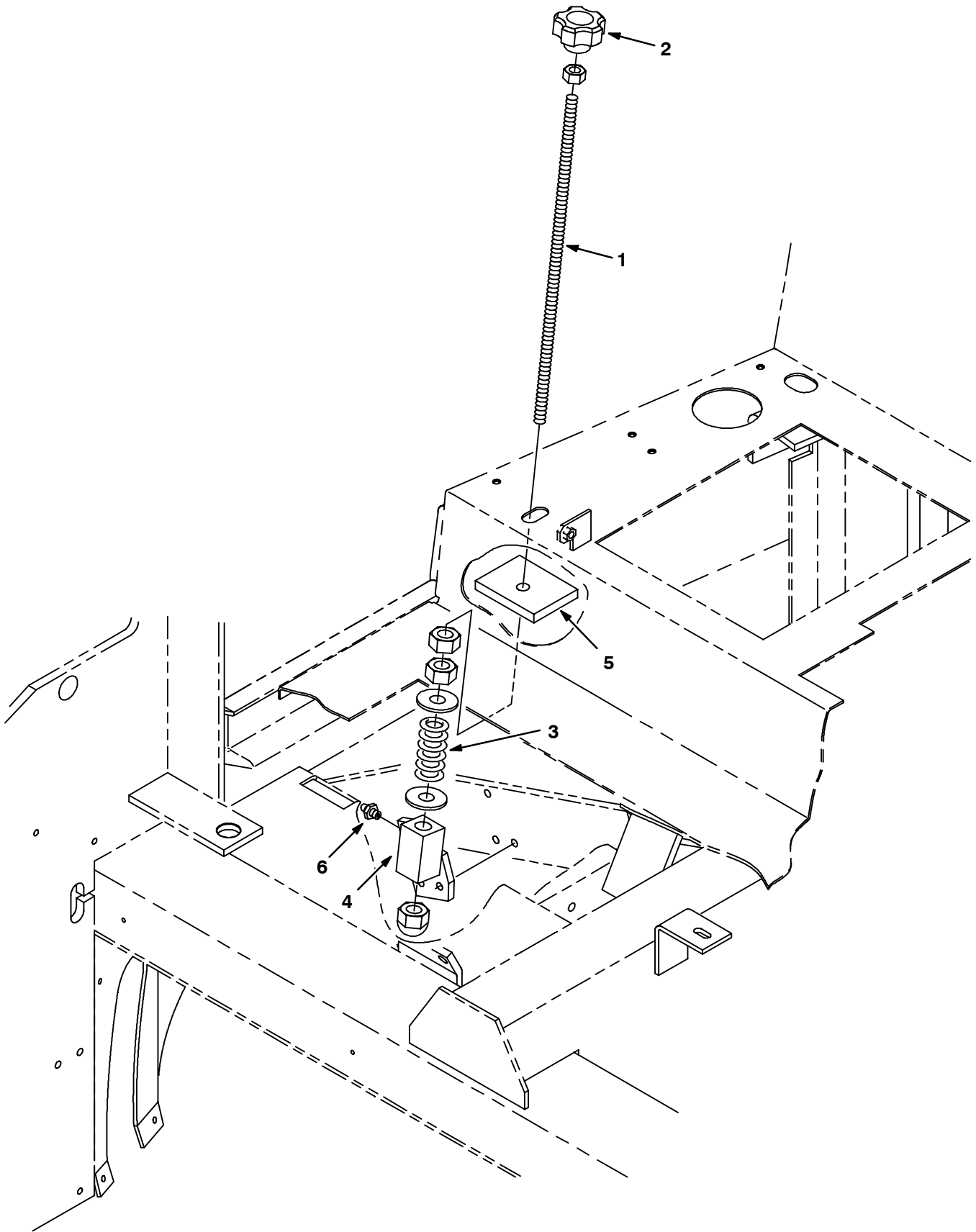


Fig. 45 - Main Brush Adjustment Group

Ref.	Tennant Part No.	Machine Serial Number	Description	Qty.
1	77578	(000000-) Rod, Thread	1
2	77605	(000000-) Knob, Plastic	1
3	51693	(000000-) Sprng,Comp,0.87ldx.10Wire 2.5L	1
4	77580	(000000-) Plate, Adj, Brush	1
5	79028	(000000-) Seal, Rod, Adjuster	1
6	11716	(000000-) Ftg, Grease.12 Npt 45 .88L	1

Fig. 46 - Vacuum Fan Impeller Group

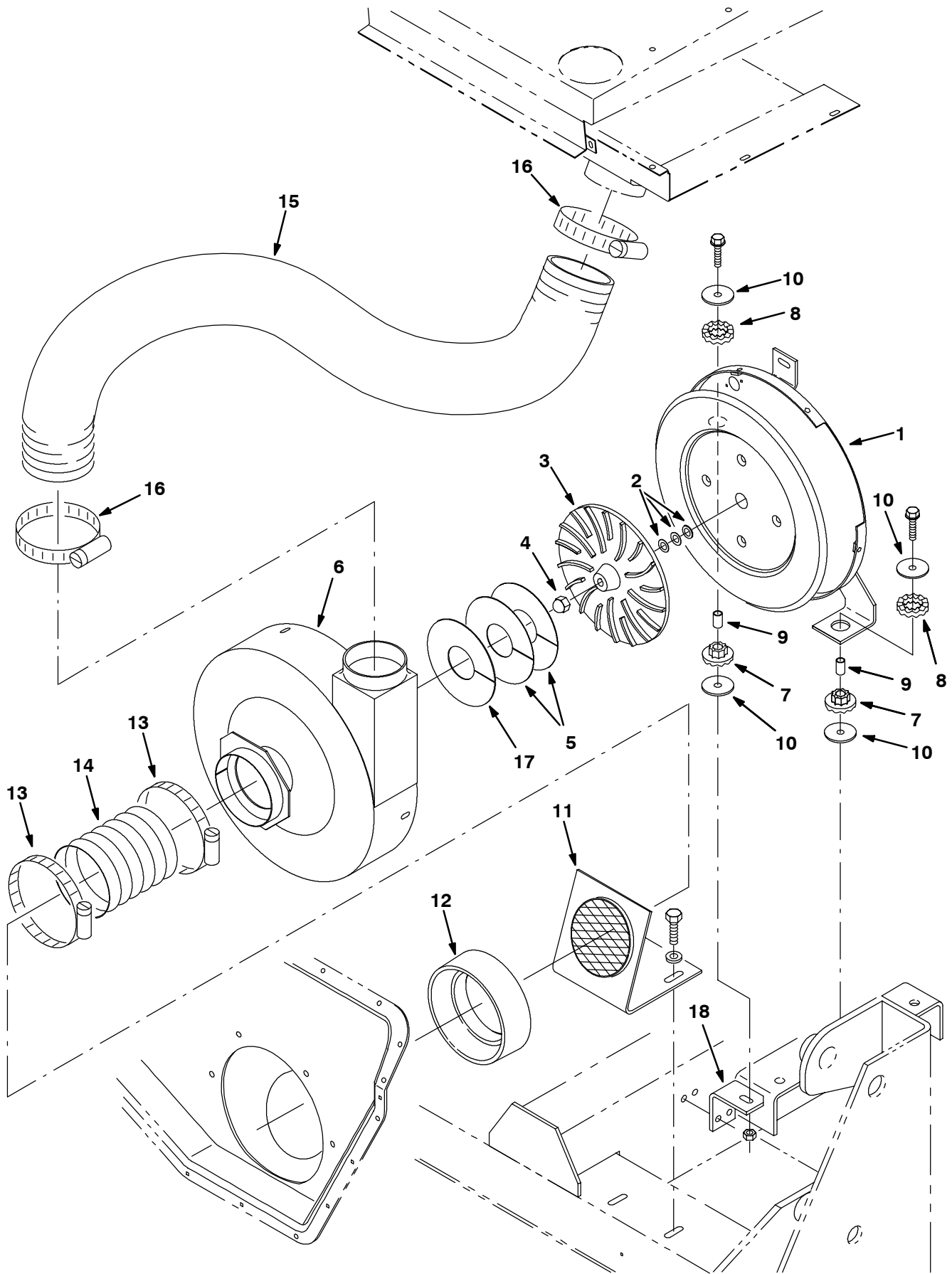


Fig. 46 - Vacuum Fan Impeller Group

Ref.	Tennant Part No.	Machine Serial Number	Description	Qty.
1	310616	(000000-) Housing Wldt, Vac Fan, Rear	1
2	75456	(000000-) Shim .003Th 0.88Odx0.506ld	1
2	75456-1	(000000-) Shim .005Th 0.88Odx0.506ld	1
2	75456-2	(000000-) Shim .010Th 0.88Odx0.506ld	1
2	75456-3	(000000-) Shim .020Th 0.88Odx0.506ld	3
2	75456-4	(000000-) Shim .060Th 0.880Dxo.506ld	3
3	03922	(000000-) Impeller 9.5 Dia. 18 Blade Mac	1
4	41130	(000000-) Nut-Low Crown .50-20 Pltd	1
5	58114	(000000-) Fan, Repair Kit, Reassembly	1
6	310617	(000000-) Housing Wldt, Vac Fan, Front	1
7	64621	(000000-) Bushing, Isolator	2
8	64618	(000000-) Ring, Isolator, Outer Rbr	2
9	64299	(000000-) Spacer	2
10	58228	(000000-) Plate, Spring - Side Brush	4
11	70825	(000000-) Bracket Wldt, Fan Inlet	1
12	79122	(000000-) Gasket, Vac Fan	1
13	73685	(000000-) Clamp-Wormdrive, 3.62- 5.50D	2
14	73646	(000000-) Hose, Fan Inlet	1
15	40870-8	(000000-) Hose&cuff Assy, Vinyl4.0ldx50	1
16	23498	(000000-) Clamp-Wormdrive, 2.63- 4.50D	2
17	31504	(000000-) Shim Vac Fanassy	1
18	375722	(000000-) Bracket, Angle	1

Fig. 47 - Vacuum Fan Motor Group

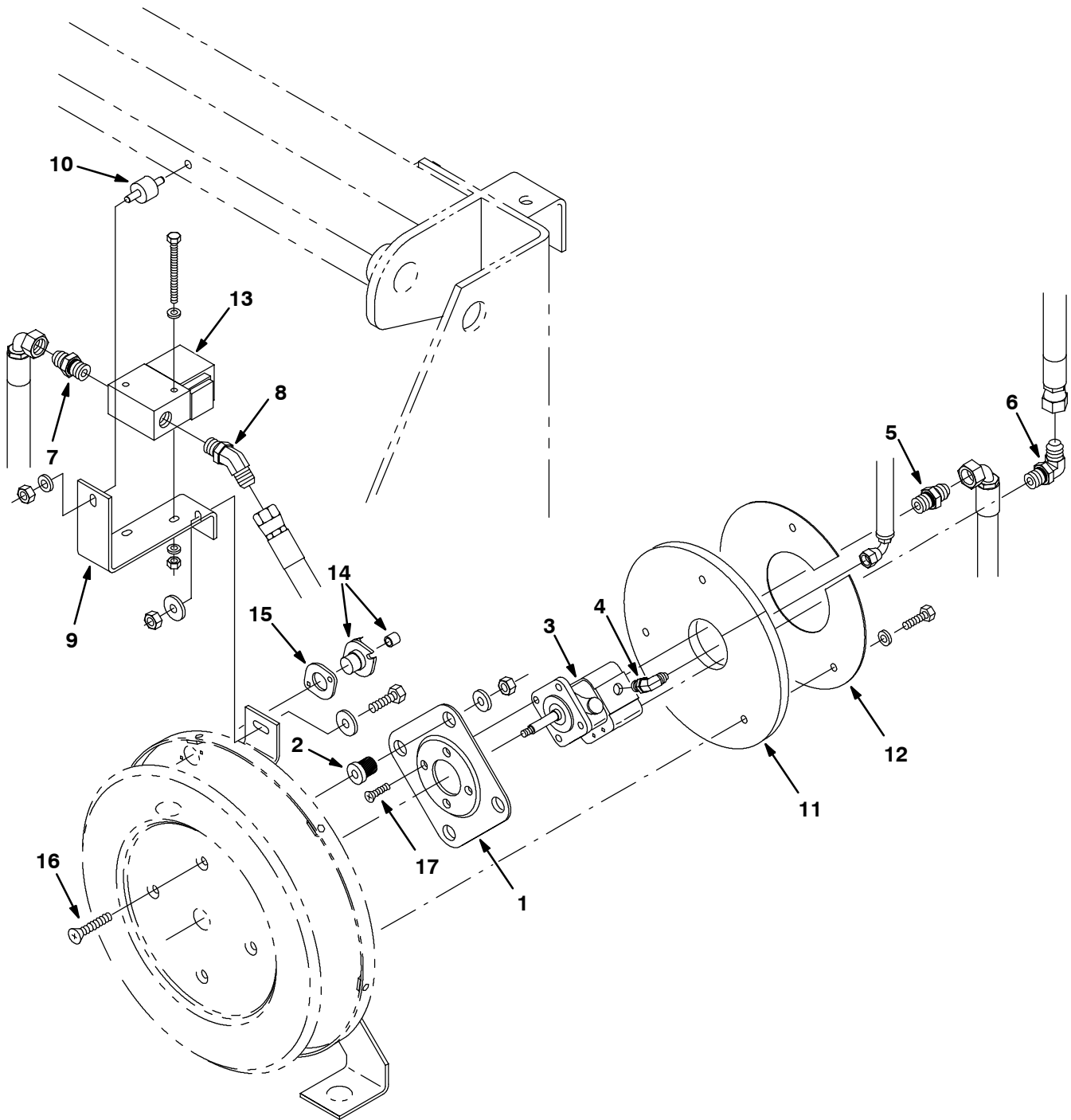


Fig. 47 - Vacuum Fan Motor Group

Ref.	Tenant Part No.	Machine Serial Number	Description	Qty.
1	54275A	(000000-) Bracket, Mounting Motor	1
2	54274	(000000-) Isolator-Vibration,60 Lb.Ratng	4
3	19117	(000000-) Motor-Hyd Gear Ex (See Breakdowns)	1
4	77097	(000000-) Ftg-Hyd E90 Jm04/Om04	1
5	56692	(000000-) Ftg-Hyd Str Jm08/Om10	1
6	56821	(000000-) Ftg-Hyd E90 Jm08/Om10	1
7	44869	(000000-) Ftg-Hyd Str Jm08/Jm08	1
8	42226	(000000-) Ftg-Hyd E45 Jm08/Om08	1
9	70775	(000000-) Bracket, Mtg, Valve	1
10	05611	(000000-) Isolator, Vibration	1
11	70810	(000000-) Insulation, Acoustic, Vac Fan	1
12	70790	(000000-) Plate, Retainer, Foam	1
13	84015	(000000-) Valve-Hyd, Solenoid (See Breakdowns)	1
14	02713	(000000-) Thermostat Assembly, 155 Deg	1
15	82733	(000000-) Gasket, Fire Switch	1
16	54862	(000000-) Screw Flt	4
17	39534	(000000-) Screw Flt	4

Fig. 48 - Steering Group

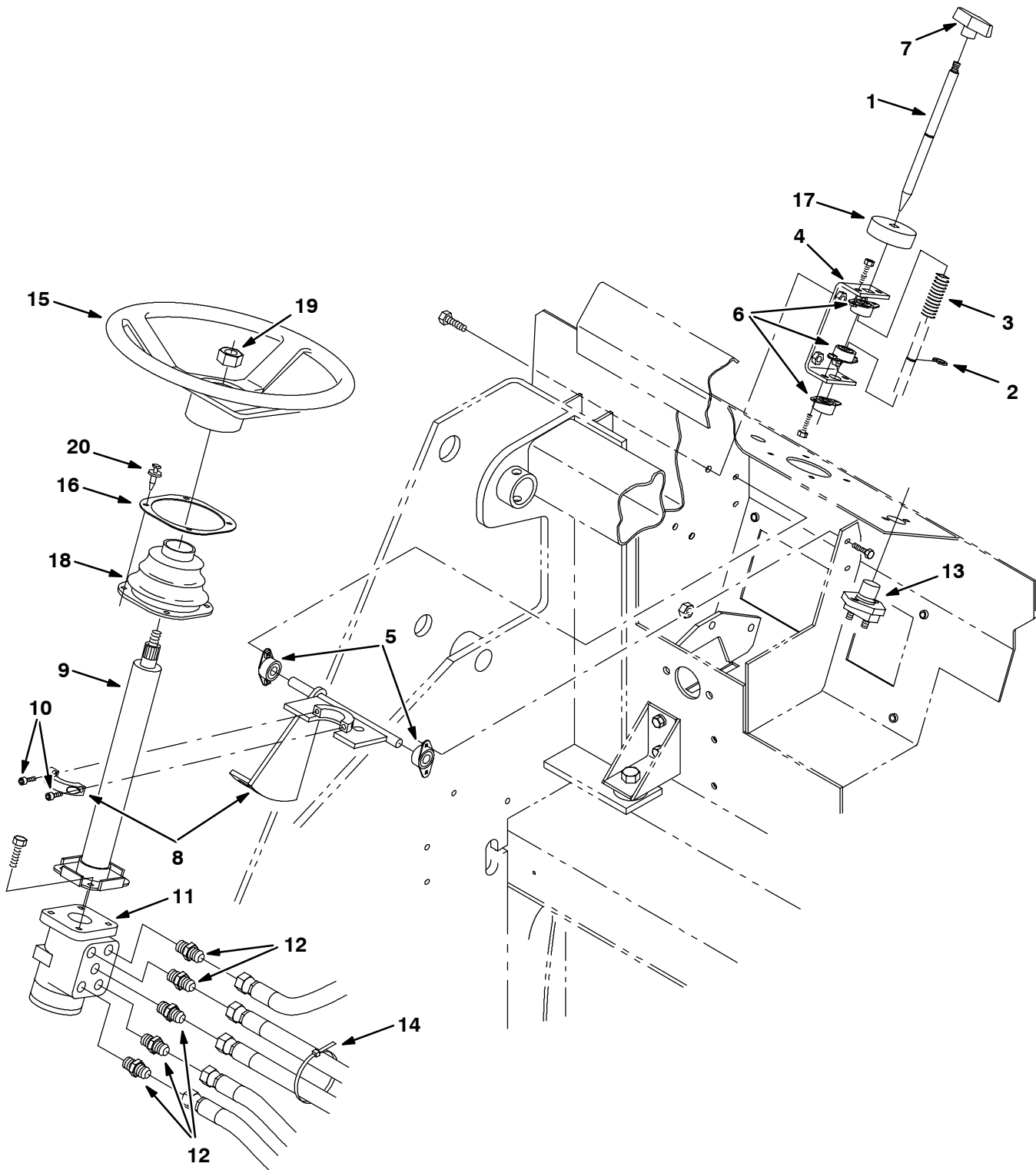


Fig. 48 - Steering Group

Ref.	Tenant Part No.	Machine Serial Number	Description	Qty.	
1	64651	(000000-) Rod, Latch, Steering, Tilt	1	
2	70717	(000000-) Ring,Retain,Ex,0.50Od,Heavy Dt	1	
3	22290	(000000-) Sprng,Comp,0.62ldx.06Wire 2.3L	1	
4	64655	(000000-) Channel, Mtg, Steering Latch	1	
5	70709	(000000-) Bearing, Flange .500B	2	
6	47585	(000000-) Bearing-Flange,2 Hole 0.50Bore	3	
7	04706	(000000-) Handle, Lift, Brush	1	
8	64586	(000000-) Bracket Wldt, Steering Tilt	1	
▽	9	64631	(000000-) Column, Steering 12"	1
▲	74142	(000000-) Boot	1	
10	21195	(000000-) Scr Hex .38-16X0.75	2	
11	65242	(000000-) Steer Control, Hyd	1	
12	56690	(000000-) Ftg-Hyd Str Jm06/Om06	5	
13	44078	(000000-) Switch, Pushmom, Spst100A 12V	1	
14	49263	(000000-) Tie, Cable 3.00D Max 11.41Lg	3	
15	56398	(000000-) Wheel, Steering	1	
16	70623	(000000-) Plate, Mtg, Steering Boot	1	
17	75968	(000000-) Seal, Bearing	1	
18	70622	(000000-) Seal, Boot, Steering Column	1	
19	56185	(000000-) Nut-hx Jam M20x1.5 4 Pltd	1	
20	72970	(000000-) Rivet, Plastic .250Dx.898	4	

Fig. 49 - Instrument Panel Assembly

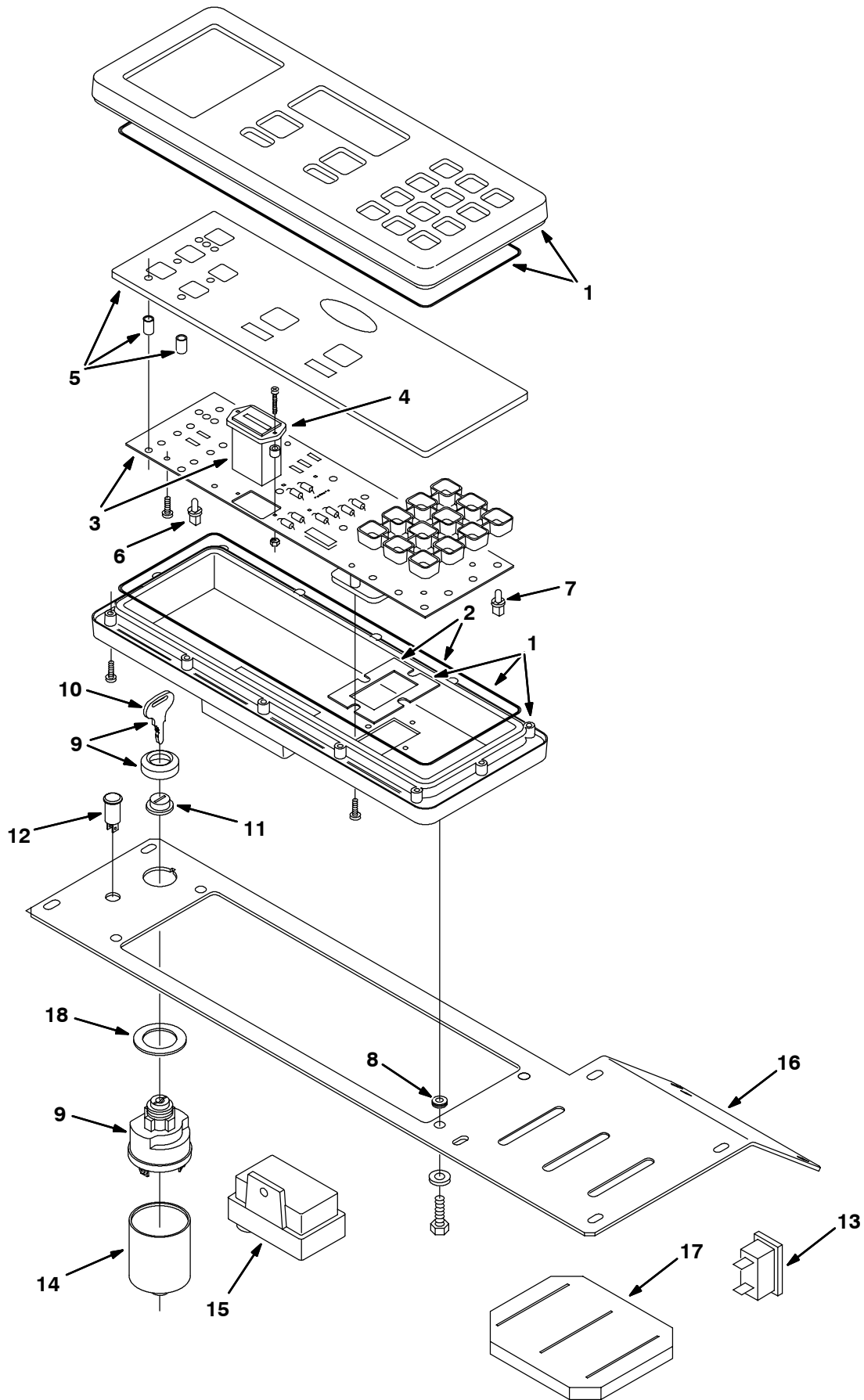
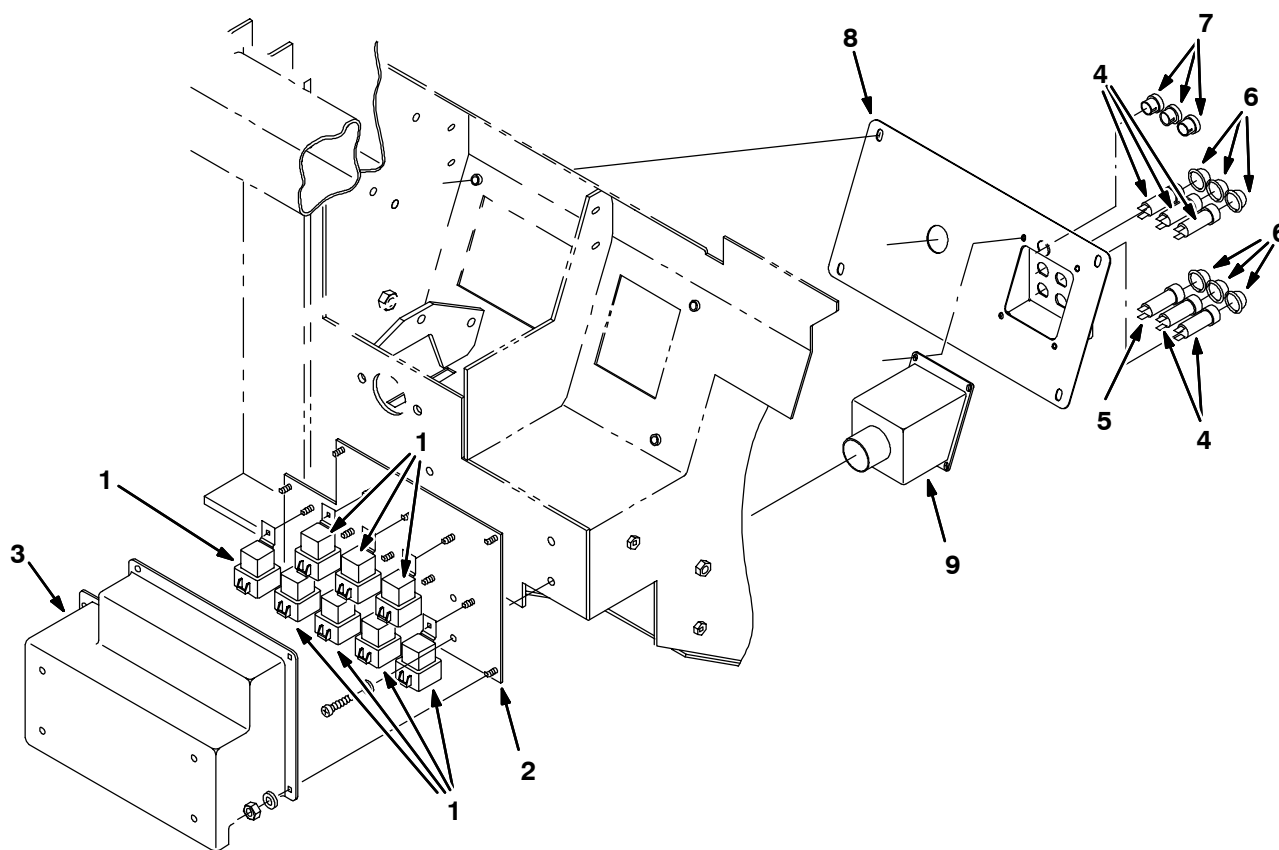


Fig. 49 - Instrument Panel Assembly

	Ref.	Tennant Part No.	Machine Serial Number	Description	Qty.
▽		59970	(000000-) Replm Kit, Instr Panel	1
▲	1	59976	(000000-) Replm Kit, Case	1
▲	2	59977	(000000-) Replm Kit, Seal	1
▲▽	3	59974	(000000-) Replm Kit, Cir Board	1
▲▲	4	59978	(000000-) Replm Kit, Hourmeter	1
▲	5	59979	(000000-) Replm Kit, Touch Panel	1
▲	6	59971	(000000-) Replm Kit, Lamp, Backlighting (Set of 8)	2
▲	7	56346	(000000-) Replm Kit, Lamp, Fault (Set of 8)	1
	8	10632-5	(000000-) Grommet,Rbr,0.25ld,For .09Matl	4
▽	9	87536	(000000-) Switch Ignition	1
▲	10	87866	(000000-) Key Set,Switch Ku	1
	11	382516	(000000-) Boot, Switch	1
	12	34820	(000000-) IndicatorLight, Glow Plug	1
	13	64141	(000000-) Light, Indicator	1
	14	07641	(000000-) Boot,Switch	1
	15	375676	(000000-) Controller	1
	16	375667	(000000-) Panel, Cover, Dash	1
	17	79648	(000000-) Seal, Handle, Valve	1
	18	73736	(004000-) Washer	1

Fig. 50 - Circuit Breaker and Relay Group

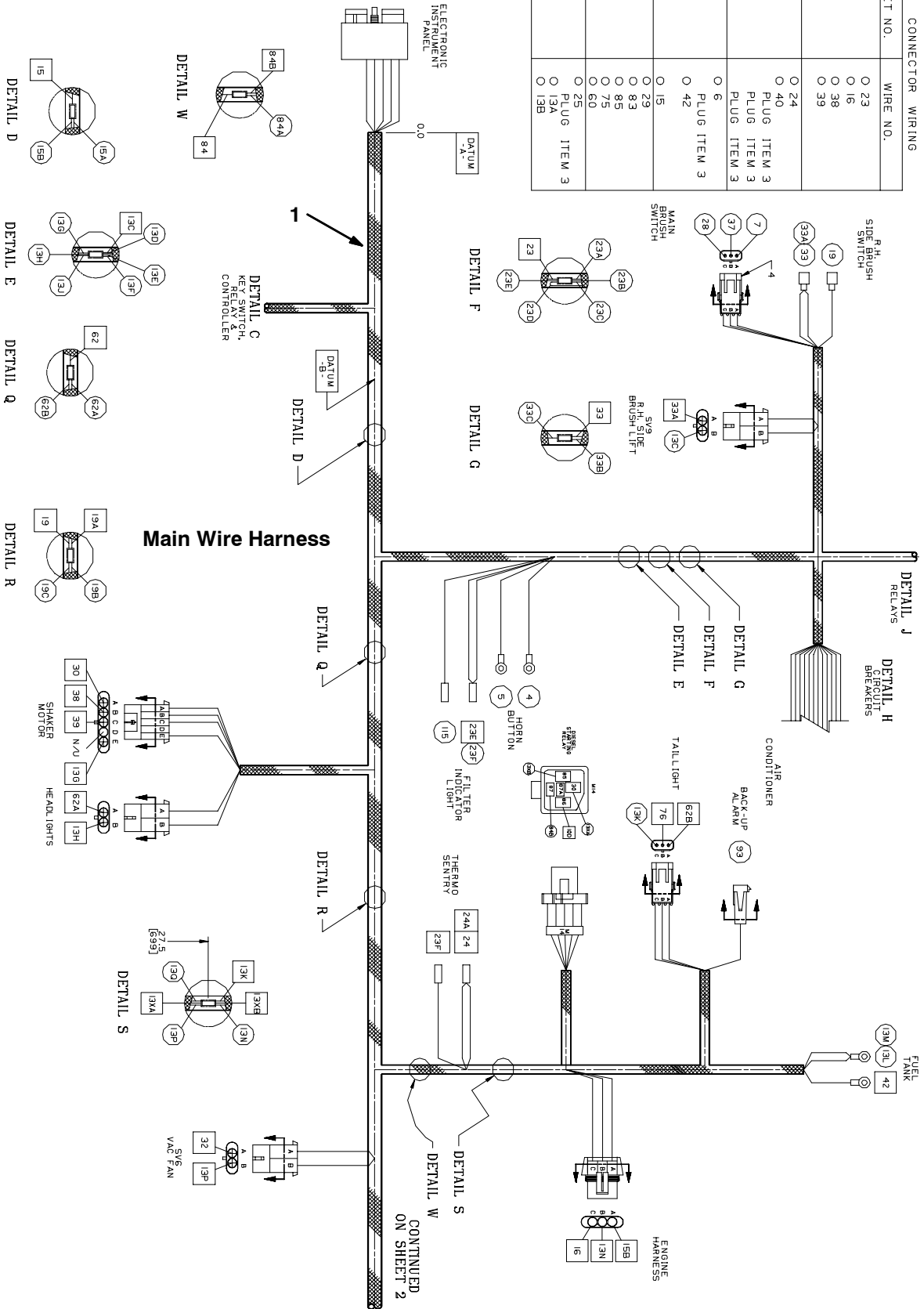


353230 - D

Ref.	Tennant Part No.	Machine Serial Number	Description	Qty.
1	56186	(000000-)	Relay, Shrouded, 12 Vdc	8
2	70398	(000000-)	Plate, Mtg, Relay	1
3	70402	(000000-)	Cover, Relay Panel	1
4	57803	(000000-)	Breaker-Circuit, 15 Resetbl	5
5	87583	(000000-)	Breaker-Circuit, 2.5 Resetbl	1
6	57751	(000000-)	Boot-Circuit Breaker	6
7	57167	(000000-)	Plugbtn .62H .03-.12 Blacknyl	3
8	310637	(000000-)	Plate, Circuit Breaker	1
9	310638	(000000-)	Box, Circuit Breaker	1

Fig. 51 - Wire Harnesses Group

CONNECTOR	WIRING
SOCKET NO.	WIRE NO.
1	O 23
2	O 16
3	O 38
4	O 39
6	O 24
7	O 40
8	PLUG ITEM 3
9	PLUG ITEM 3
10	PLUG ITEM 3
11	O 6
12	PLUG ITEM 3
13	O 42
15	O 15
16	O 29
17	O 83
18	O 85
19	O 75
20	O 60
21	O 25
22	PLUG ITEM 3
23	O 13A
24	O 13B



CONTINUED ON SHEET 2

Fig. 51 - Wire Harness Group

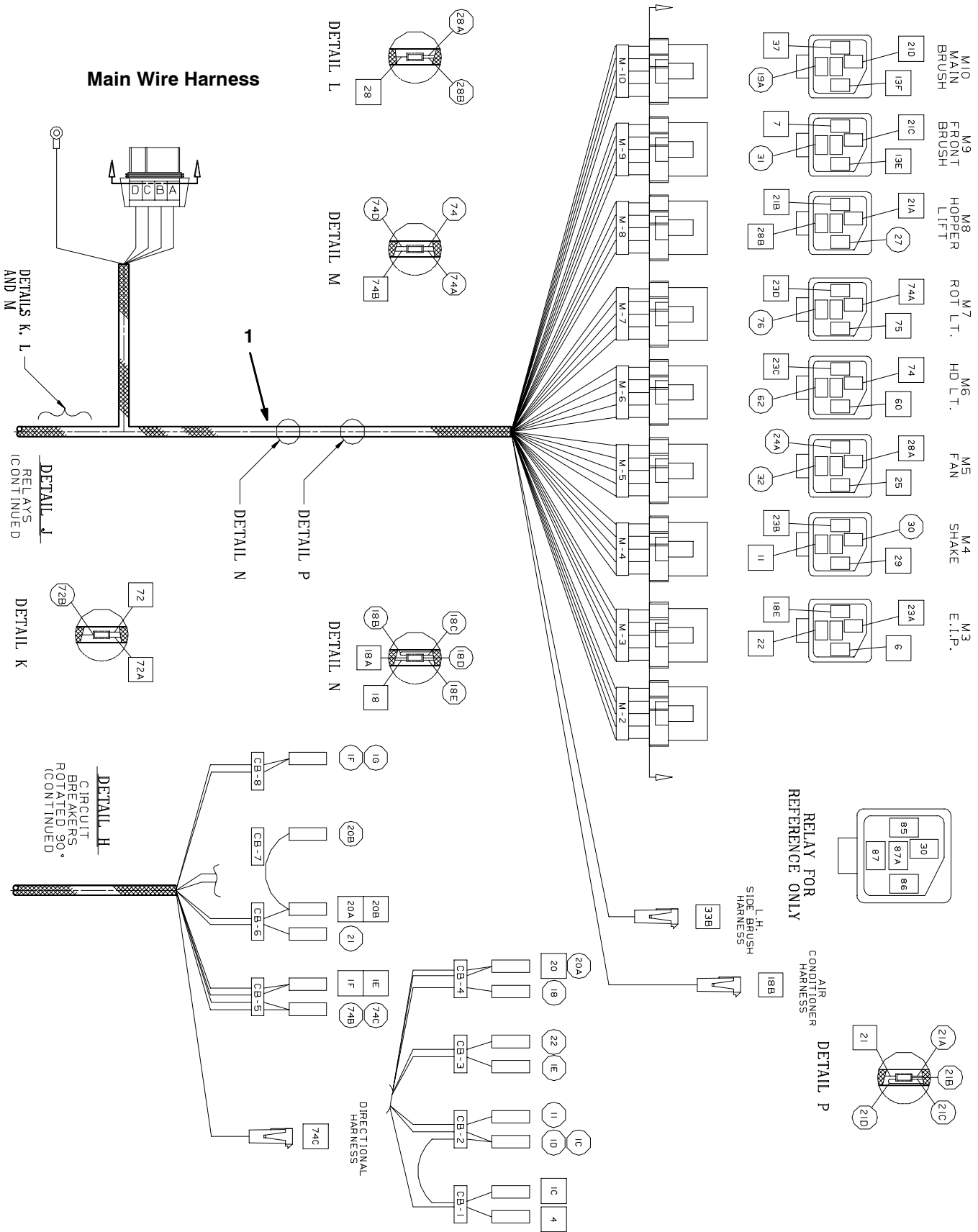


Fig. 51 - Wire Harness Group

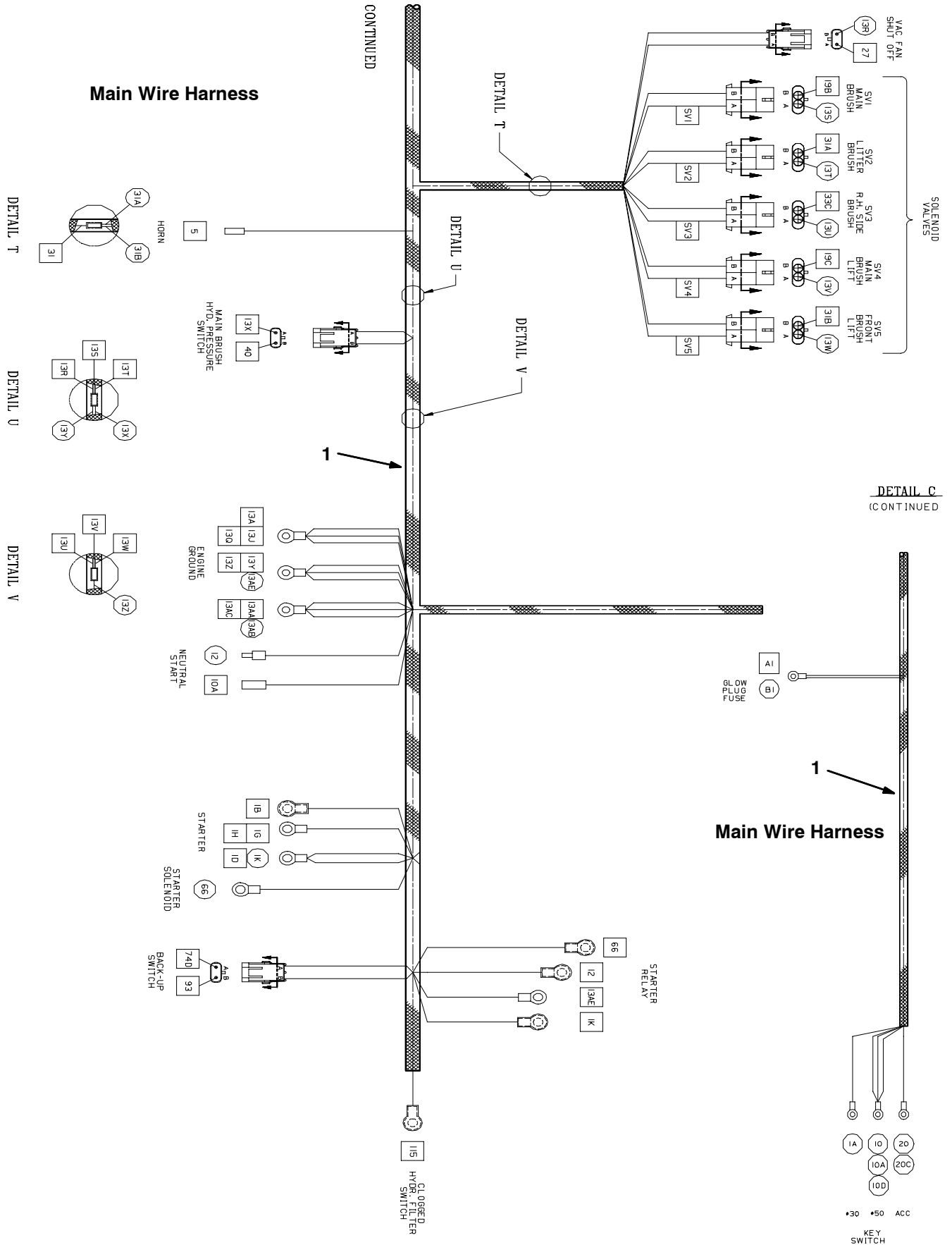


Fig. 51 - Wire Harnesses Group

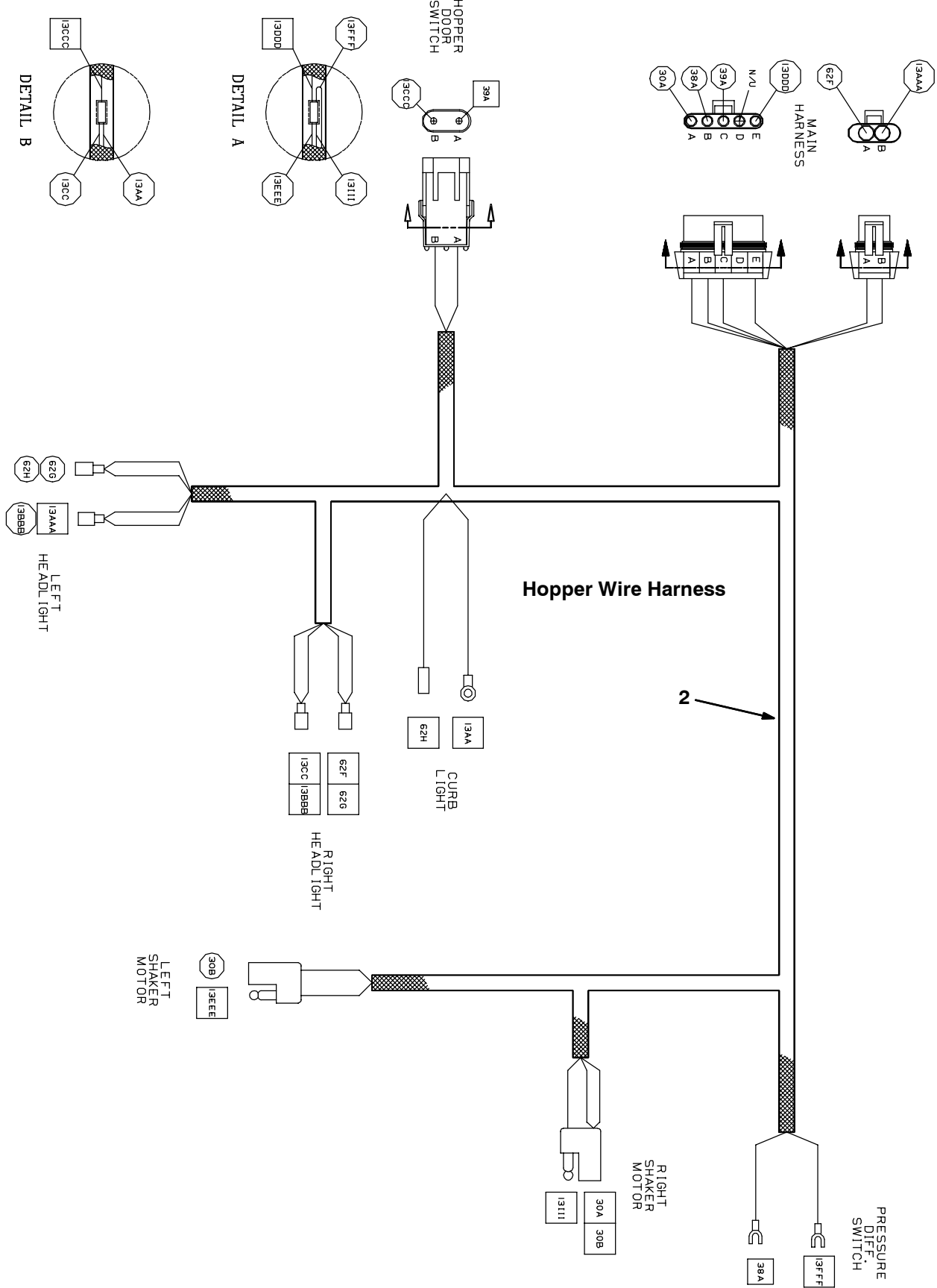


Fig. 51 - Wire Harnesses Group

Tail Light Wire Harness

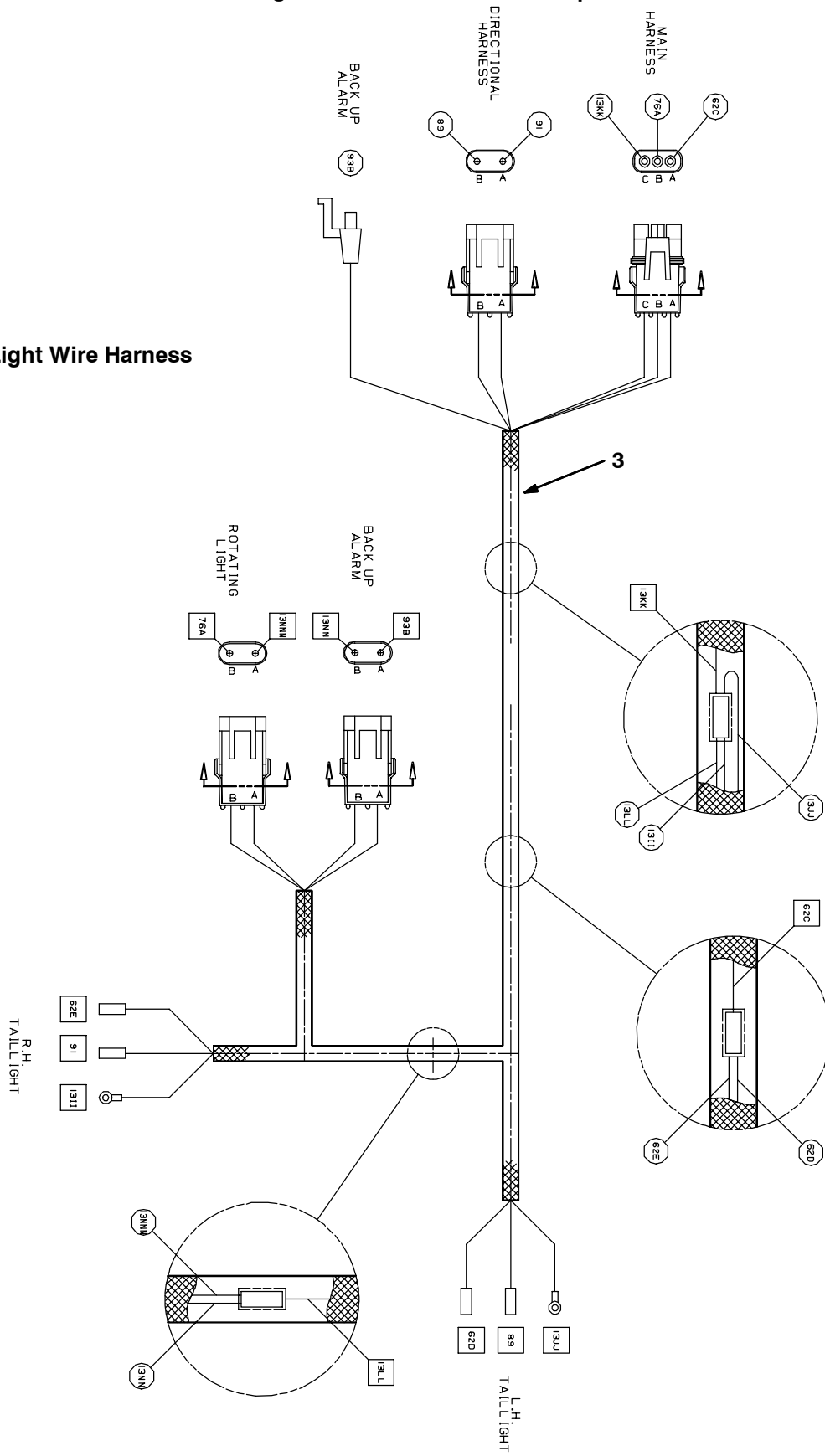
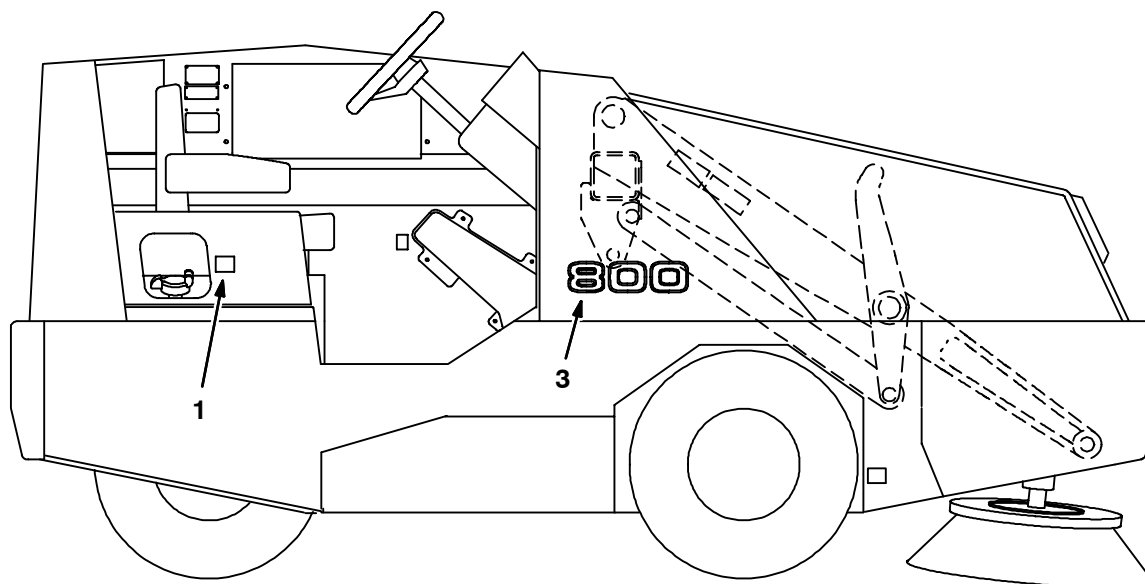
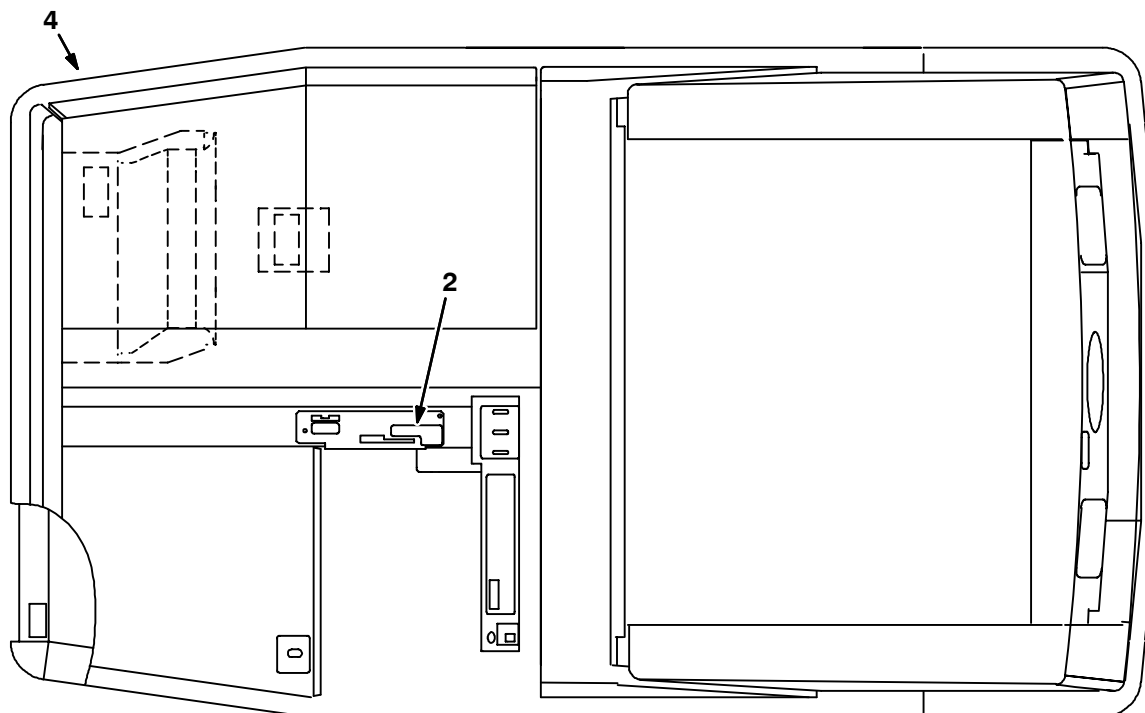


Fig. 51 - Wire Harnesses Group

Ref.	Tennant Part No.	Machine Serial Number	Description	Qty.
1	310717	(000000-) Harness, Main	1
2	83695	(000000-) Harness, Hopper	1
3	70400	(000000-) Harness, Turn/Rotate/Tail Lights	1
4	310592	(000000-) Harness, Wire, Diesel Cummins	1

Fig. 52 - Label Group



08774 - 800, D

Ref.	Tennant Part No.	Machine Serial Number	Description	Qty.
1	59767	(000000-)	Label Set, Info & Hazard	1
2	70705	(000000-)	Label Set, Operational 800	1
3	70536	(000000-)	Label, Numerals 800	2
4	310715	(000000-)	Plate, Cummins Diesel Powered	1

SECTION 3

Contents	Page
Fig. 1 - Flashing Light Kit, Overhead Guard . . .	3-2
Fig. 2 - Flashing Light Kit, Cab	3-4
Fig. 3 - Revolving Light Kit, Overhead Guard . .	3-6
Fig. 4 - Revolving Light Kit, Cab	3-8
Fig. 5 - Flashing Light Kit, Low	3-10
Fig. 6 - Revolving Light Kit, Low	3-12
Fig. 7 - Back-Up Alarm Kit	3-14
Fig. 8 - Road Light Group	3-16
Fig. 9 - Overhead Guard Kit	3-18
Fig. 10 - Hopper Floor Kit	3-20
Fig. 11 - Bumper Assembly, SE	3-21
Fig. 12 - Side Brush Lift Group, L.H.	3-22
Fig. 13 - Side Brush Group, L.H.	3-24
Fig. 14 - Side Brush Wire Harness Group, L.H.	3-26
Fig. 15 - Side Brush Hydraulic Hose Group, L.H.	3-27
Fig. 16 - Side Brush Light Group	3-28
Fig. 17 - Cab Kit	3-30
Fig. 18 - Mirror Kit	3-32
Fig. 19 - AC and Heater Group	3-34
Fig. 20 - AC and Heater Electrical Group	3-36
Fig. 21 - Heater Group	3-38
Fig. 22 - Heater Electrical Group	3-40
Fig. 23 - Vacuum Wand Kit	3-42
Fig. 24 - Side Brush Dust Control Kit	3-44
Fig. 25 - RFS Filter System Group	3-46
Fig. 26 - AC Drain Hose Kit	3-48
Fig. 27 - Air Cleaner Group (Caterpillar)	3-50
Fig. 28 - Fire Extinguisher Kit	3-52
Fig. 29 - Solid Tire and Rim Assembly	3-53
Fig. 30 - Seat Belt Kit	3-54
Fig. 31 - Documentation Group	3-55

Fig. 1 - Flashing Light Kit, Overhead Guard

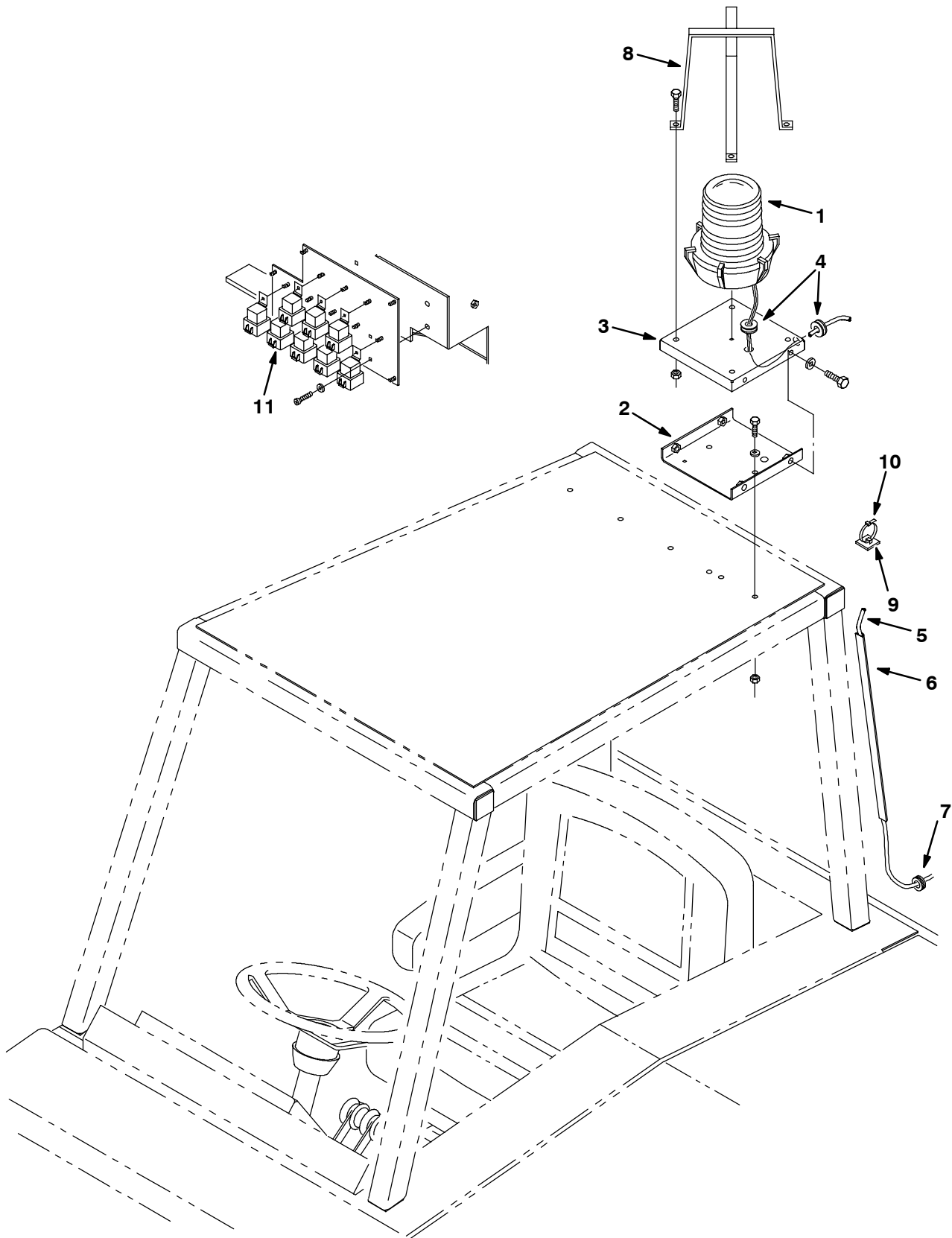


Fig. 1 - Flashing Light Kit, Overhead Guard

	Ref.	Tennant Part No.	Machine Serial Number	Description	Qty.
▽		73755	(000000-) Light Kit Flsh 800L Ohg	1
▲▽	1	82063	(000000-) Light, Flashing, Amber, 12V-Re	1
▲▲		58520	(000000-) Lens,Flashing Lite Fr207 Amber	1
▲▲		45779	(000000-) Bulb, 12V	1
▲	2	73899	(000000-) Bracket	1
▲	3	73898	(000000-) Panel	1
▲	4	10632-20	(000000-) Grommet,Rbr,0.38ld,For .06Matl	2
▲	5	74000	(000000-) Harness,Rev/Flsh Light,Cab,Ohg	1
▲	6	86331	(000000-) Duct, Vinyl .40X .75X26.0 .25D	1
▲	7	10632-4	(000000-) Grommet,Rbr,0.63ld,For .06Matl	1
▲	8	45272	(000000-) Guard Wldt, Lights, Revl & Flsh	1
▲	9	55248	(000000-) Cable Tie Mount	6
▲	10	49266	(000000-) Tie, Cable	6
▲	11	56186	(000000-) Relay, Shrouded, 12V	1
		58518	(000000-) Lens,Flashing Lite Fr207 Red	1
		58519	(000000-) Lens,Flashing Lite Fr207 Blue	1

Fig. 2 - Flashing Light Kit, Cab

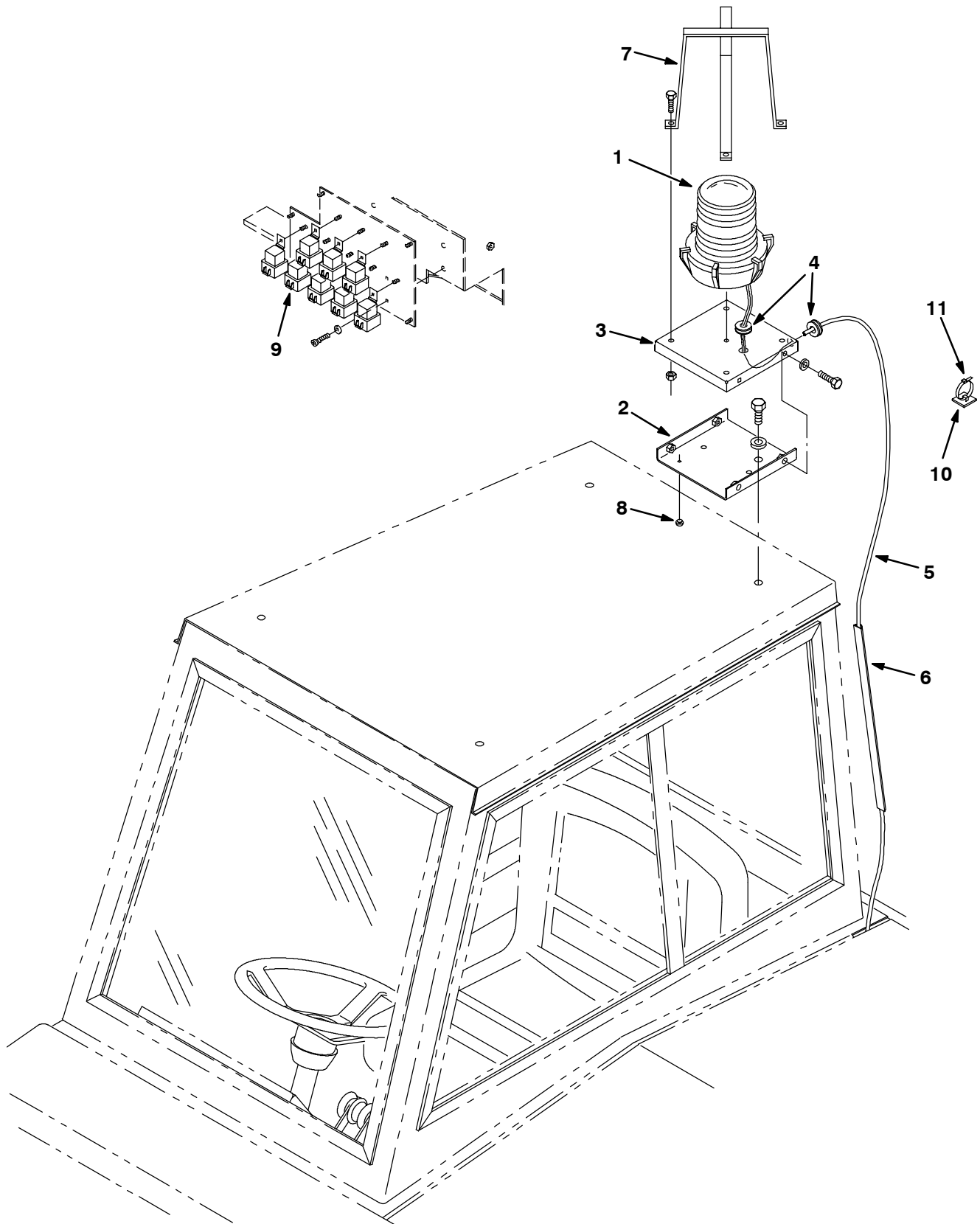


Fig. 2 - Flashing Light Kit, Cab

	Ref.	Tennant Part No.	Machine Serial Number	Description	Qty.
▽		73751	(000000-) Light Kit Flsh 800L Cab	1
▲▽	1	82063	(000000-) Light, Flashing, Amber, 12V-Re	1
▲▲		58520	(000000-) Lens,Flashing Lite Fr207 Amber	1
▲▲		45779	(000000-) Bulb, 12V	1
▲	2	73899	(000000-) Bracket	1
▲	3	73898	(000000-) Panel	1
▲	4	10632-20	(000000-) Grommet,Rbr,0.38ld,For .06Matl	2
▲	5	74000	(000000-) Harness,Rev/Flsh Light,Cab,Ohg	1
▲	6	86331	(000000-) Duct, Vinyl .40X .75X26.0 .25D	1
▲	7	45272	(000000-) Guard Wldt, Lights, Revl & Flsh	1
▲	8	29233	(000000-) Bumper, Rubber	1
▲	9	56186	(000000-) Relay, Shrouded, 12V	1
▲	10	55248	(000000-) Cable Tie Mount	6
▲	11	49266	(000000-) Tie, Cable	6
		58518	(000000-) Lens,Flashing Lite Fr207 Red	1
		58519	(000000-) Lens,Flashing Lite Fr207 Blue	1

Fig. 3 - Revolving Light Kit, Overhead Guard

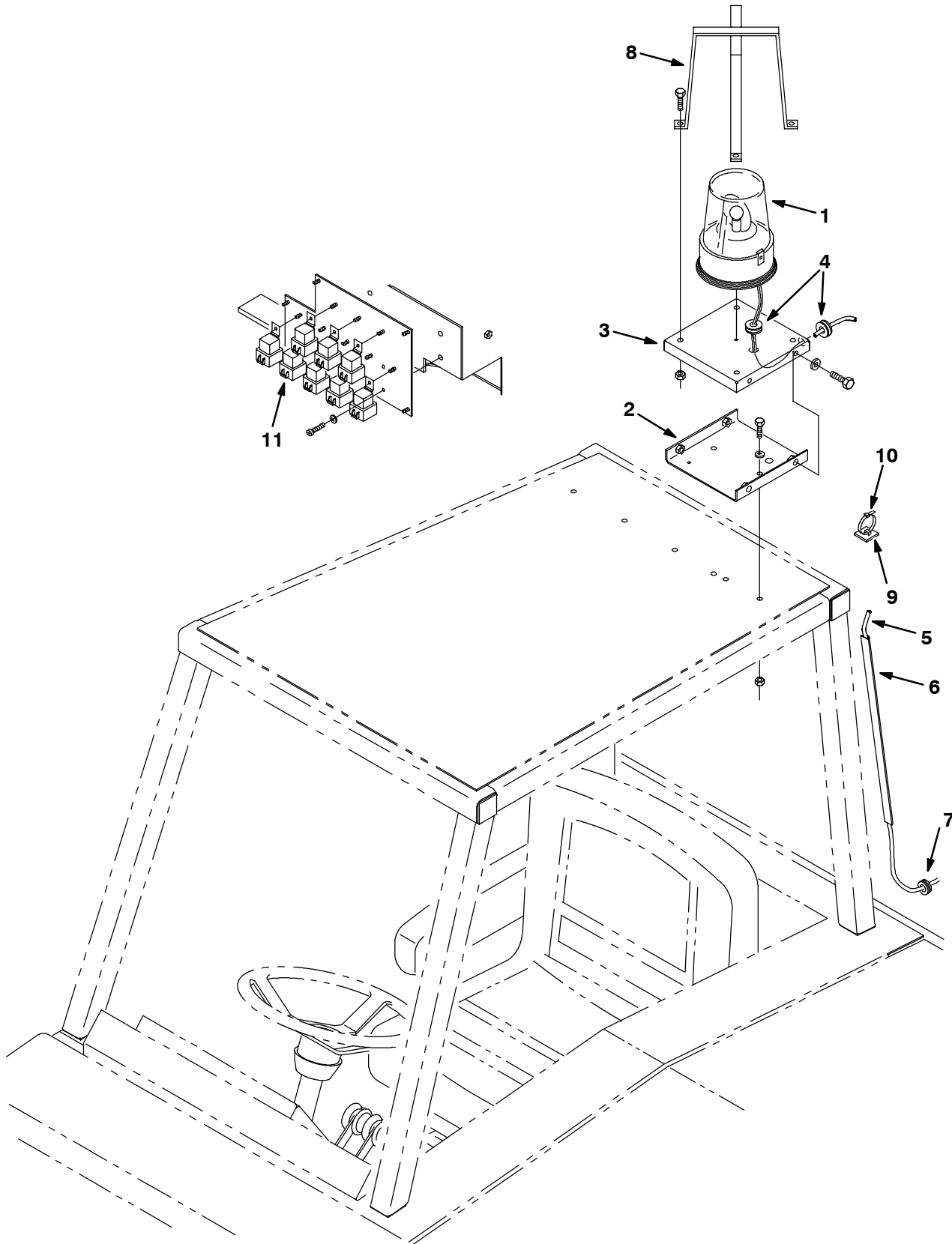


Fig. 3 - Revolving Light Kit, Overhead Guard

	Ref.	Tennant Part No.	Machine Serial Number	Description	Qty.
▽		73757	(000000-) Light Kit Revl 800L Ohg	1
▲▽	1	82200	(000000-) Light,Rev.Amber 12V-Reworked	1
▲▲		44681-1	(000000-) Lens,Rev.Light,Amber	1
▲▲		45779	(000000-) Bulb, 12V	1
▲	2	73899	(000000-) Bracket	1
▲	3	73898	(000000-) Panel	1
▲	4	10632-20	(000000-) Grommet,Rbr,0.38ld,For .06Matl	2
▲	5	74000	(000000-) Harness,Rev/Flsh Light,Cab,Ohg	1
▲	6	86331	(000000-) Duct, Vinyl .40X .75X26.0 .25D	1
▲	7	10632-4	(000000-) Grommet,Rbr,0.63ld,For .13Matl	1
▲	8	45272	(000000-) Guard Wldt, Lights, Revl & Flsh	1
▲	9	55248	(000000-) Cable Tie Mount	6
▲	10	49266	(000000-) Tie, Cable	6
▲	11	56186	(000000-) Relay, Shrouded, 12V	1
		44681	(000000-) Lens,Rev.Light,Red	1
		44681-2	(000000-) Lens,Rev.Light,Blue	1

Fig. 4 - Revolving Light Kit, Cab

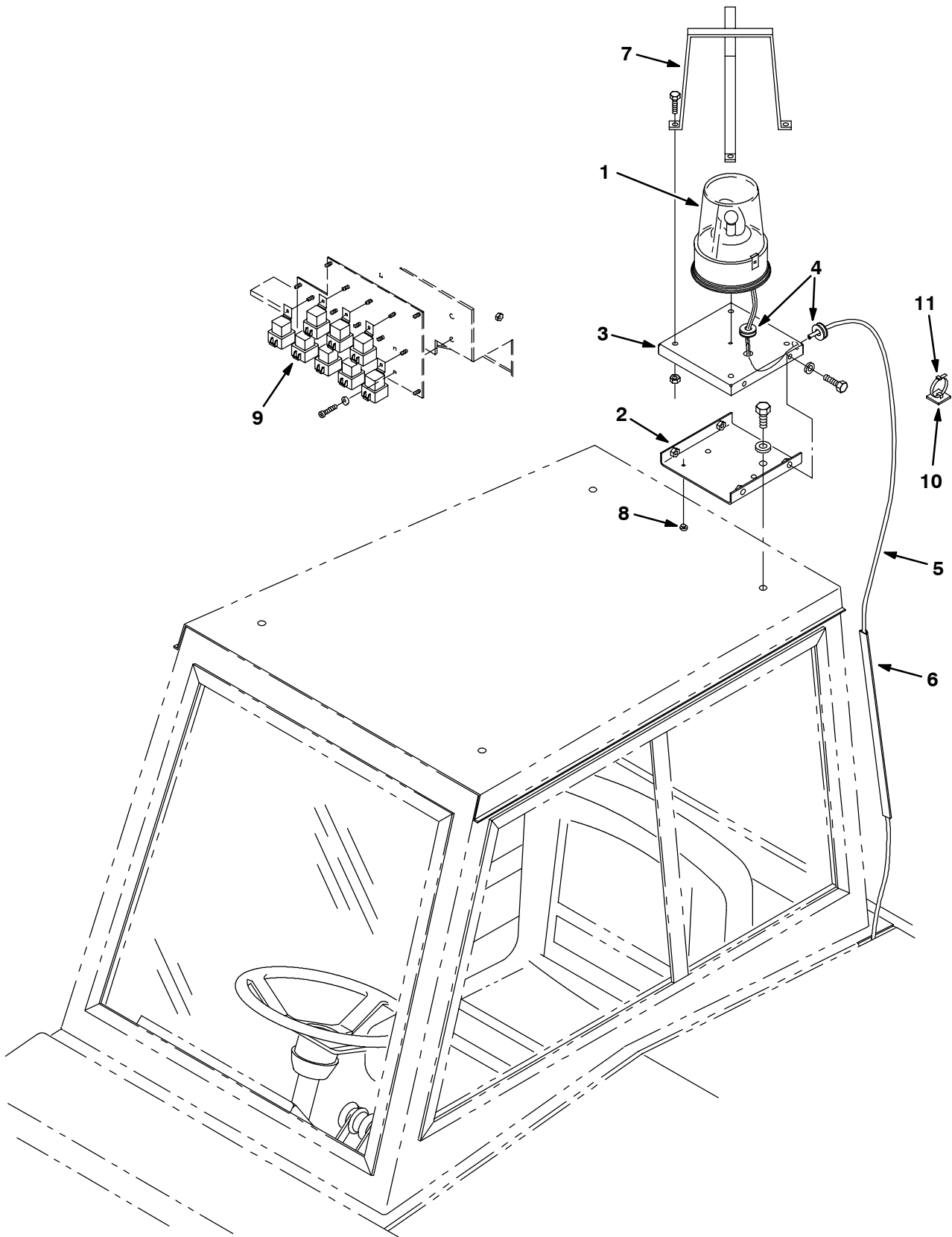


Fig. 4 - Revolving Light Kit, Cab

	Ref.	Tennant Part No.	Machine Serial Number	Description	Qty.
▽		73753	(000000-) Light Kit Revl 800L Cab	1
▲▽	1	82200	(000000-) Light,Rev.Amber 12V-Reworked	1
▲▲		44681-1	(000000-) Lens,Rev.Light,Amber	1
▲▲		45779	(000000-) Bulb, 12V	1
▲	2	73899	(000000-) Bracket	1
▲	3	73898	(000000-) Panel	1
▲	4	10632-20	(000000-) Grommet,Rbr,0.38Id,For .06Matl	2
▲	5	74000	(000000-) Harness,Rev/Flsh Light,Cab,Ohg	1
▲	6	86331	(000000-) Duct, Vinyl .40X .75X26.0 .25D	1
▲	7	45272	(000000-) Guard Wldt, Lights, Revl & Flsh	1
▲	8	29233	(000000-) Bumper, Rubber	1
▲	9	56186	(000000-) Relay, Shrouded, 12V	1
▲	10	55248	(000000-) Cable Tie Mount	6
▲	11	49266	(000000-) Tie, Cable	6
		44681	(000000-) Lens,Rev.Light,Red	1
		44681-2	(000000-) Lens,Rev.Light,Blue	1

Fig. 5 - Flashing Light Kit, Low

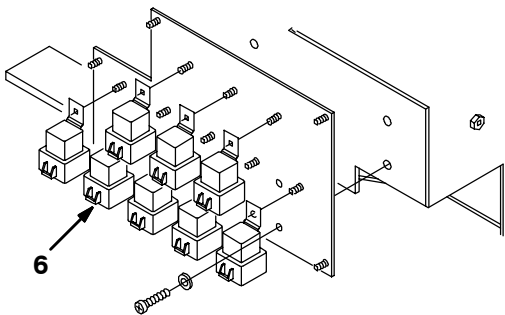
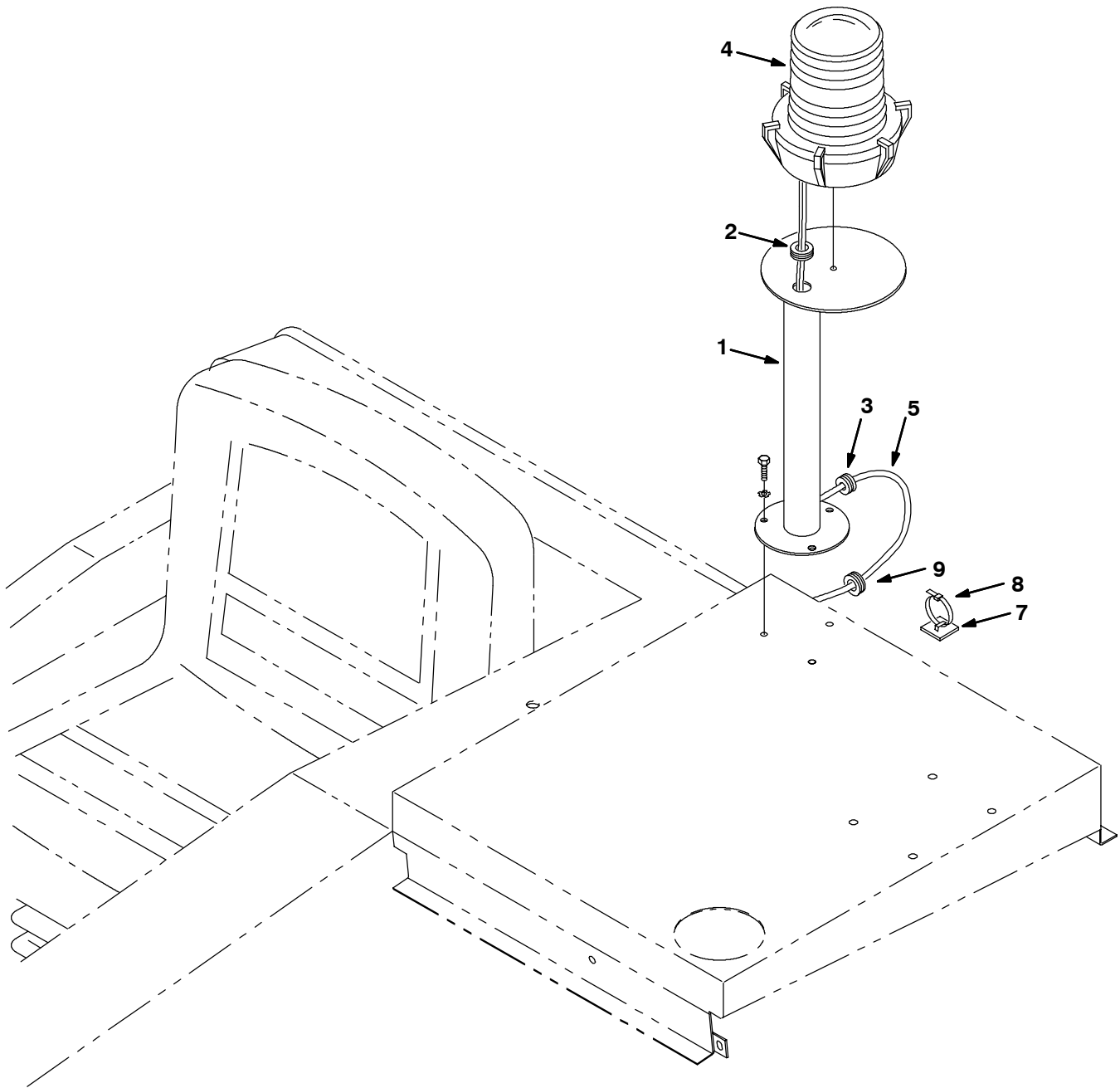


Fig. 5 - Flashing Light Kit, Low

	Ref.	Tennant Part No.	Machine Serial Number	Description	Qty.
▽		380643	(000000-) Kit, Light, Flsh, Low	1
▲	1	31954	(000000-) Pedestal Wldt, Light	1
▲	2	10632-9	(000000-) Grommet, Rbr, 0.56 Id For .13mat	1
▲	3	10632-12	(000000-) Grommet, Rbr, 0.38 Id For .12mat	1
▲▽	4	82063	(000000-) Light, Flashing Amb 12v-re	1
▲▲		58520	(000000-) Lens, Flashing Amb 12V	1
▲▲		45779	(000000-) Bulb	1
▲	5	380691	(000000-) Harness, Alarm, Backup	1
▲	6	56186	(000000-) Relay 12Vdc 40A Spdt	1
▲	7	55248	(000000-) Cabletie Mount, Adhesive	2
▲	8	49266	(000000-) Tie, Cable 1.75D Max 7.50Lg	2
▲	9	10632-4	(000000-) Grommet	1
		58518	(000000-) Lens, Flashing Red	1
		58519	(000000-) Lens, Flashing Blue	1

Fig. 6 - Revolving Light Kit, Low

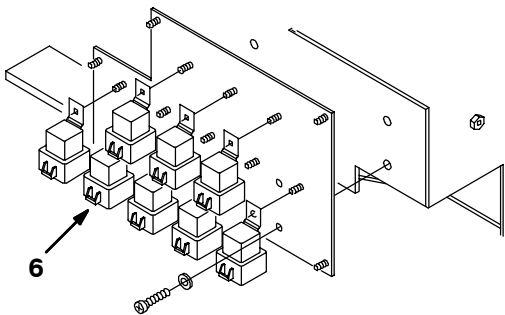
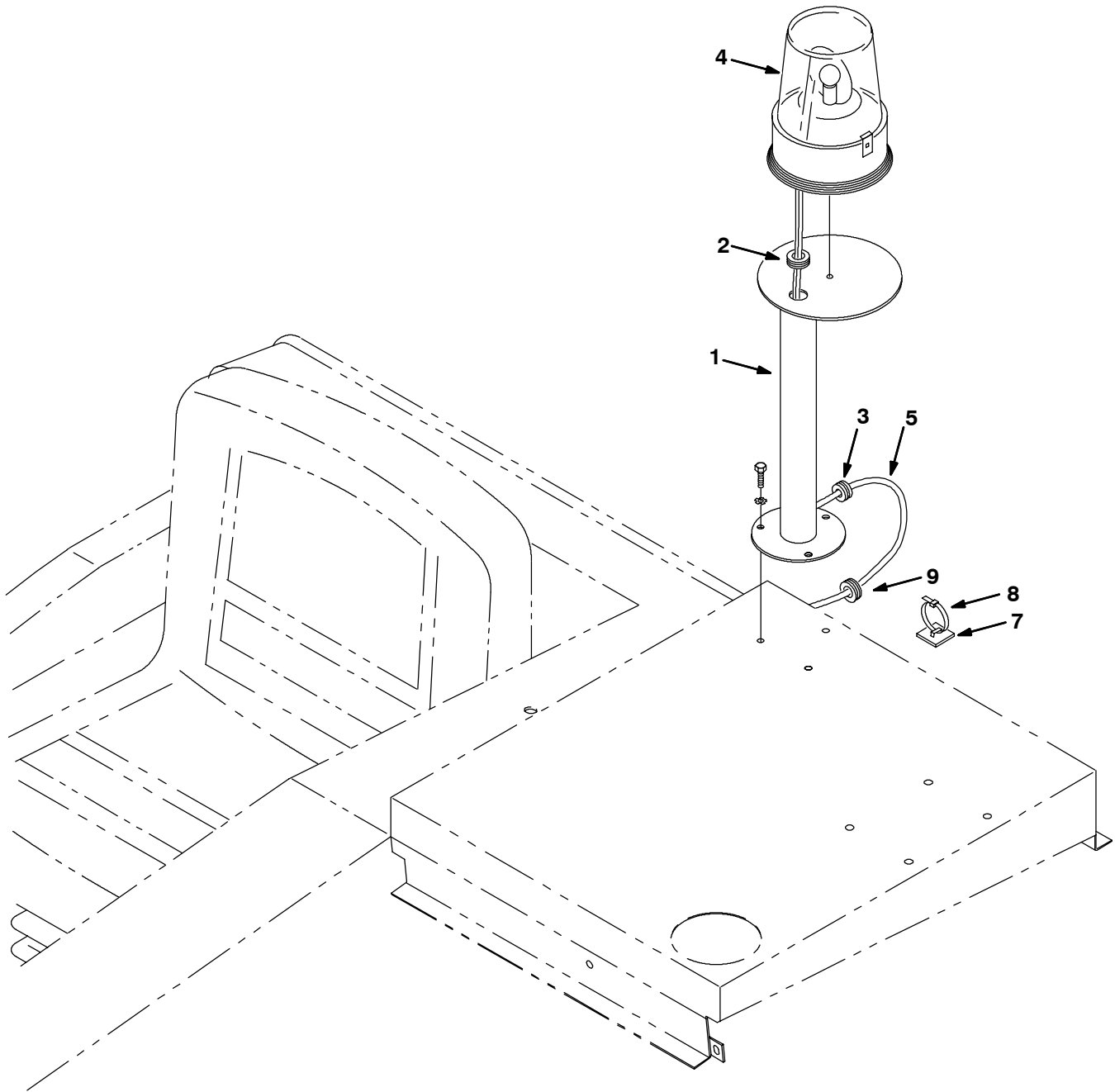


Fig. 6 - Revolving Light Kit, Low

	Ref.	Tennant Part No.	Machine Serial Number	Description	Qty.
▽		380644	(000000-) Kit, Light, Revl, Low	1
▲	1	31954	(000000-) Pedestal Wldt, Light	1
▲	2	10632-9	(000000-) Grommet, Rbr, 0.56 Id For .13mat	1
▲	3	10632-12	(000000-) Grommet, Rbr, 0.38 Id For .12mat	1
▲▽	4	82200	(000000-) Light, Rev. Amber 12v-re	1
▲▲		44681-1	(000000-) Lens, Rev. Light, Amber	1
▲▲		45779	(000000-) Bulb	1
▲	5	380691	(000000-) Harness, Alarm, Backup	1
▲	6	56186	(000000-) Relay 12Vdc 40A Spdt	1
▲	7	55248	(000000-) Cabletie Mount, Adhesive	2
▲	8	49266	(000000-) Tie, Cable 1.75D Max 7.50Lg	2
▲	9	10632-4	(000000-) Grommet	1
		44681	(000000-) Lens, Rev. Light, Red	1
		44681-2	(000000-) Lens, Rev. Light, Blue	1

Fig. 7 - Back-Up Alarm Kit

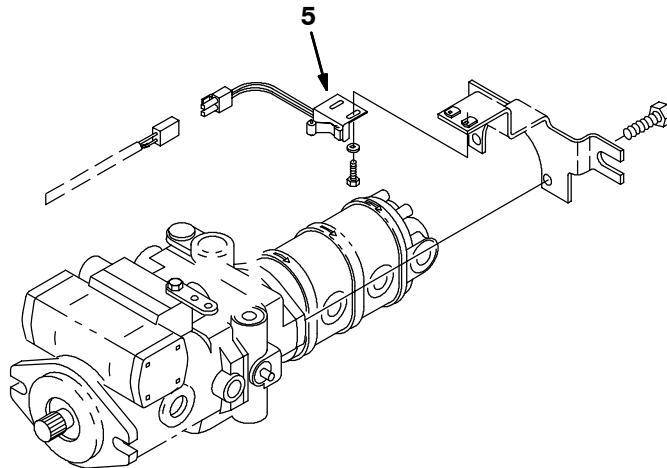
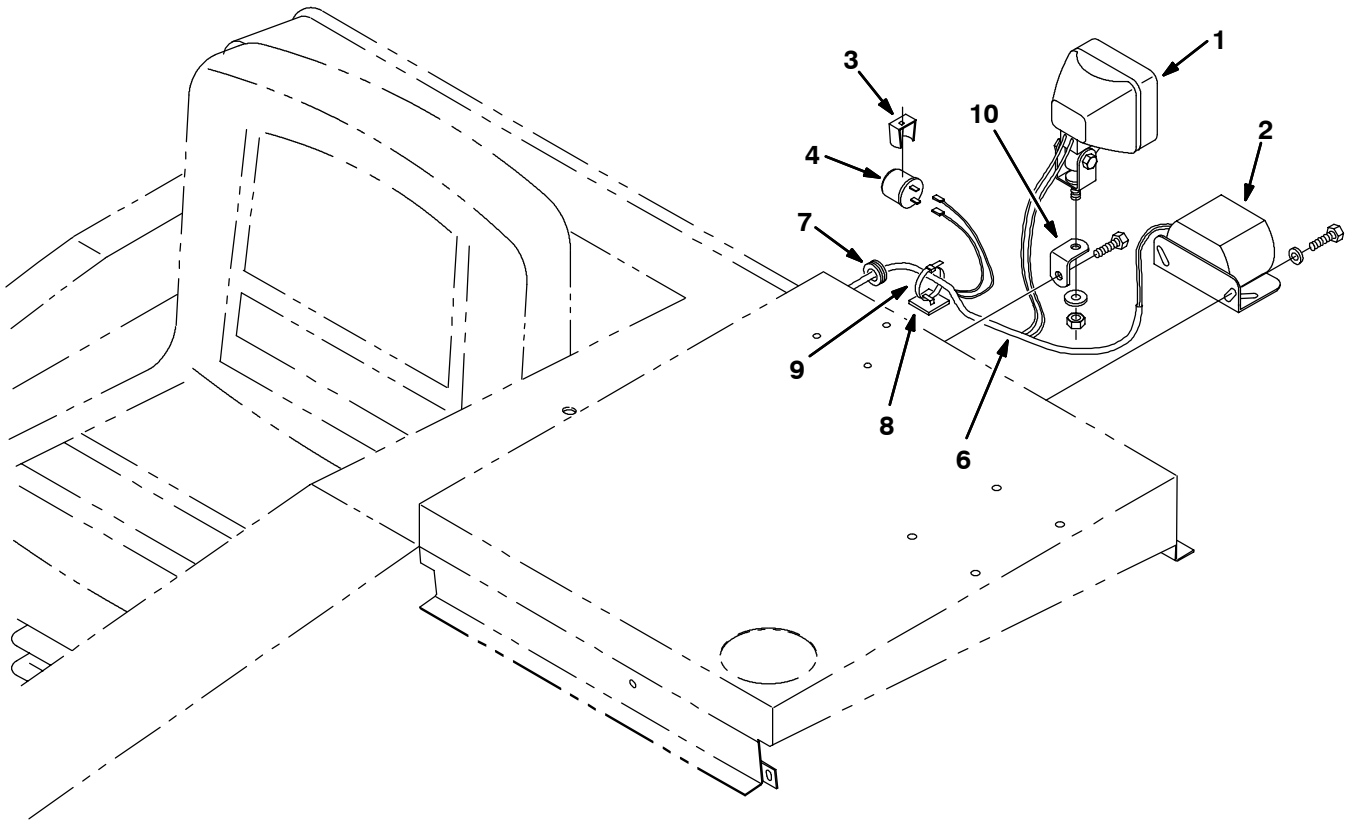


Fig. 7 - Back-Up Alarm Kit

	Ref.	Tennant Part No.	Machine Serial Number	Description	Qty.
▽		380640	(000000-) Kit, Alarm, Backup	1
▲▽	1	382978	(000000-) Light, Spot 12V, 32cp	1
▲▲		393770	(000000-) Lamp, 12VDC 55w	1
▲	2	61923	(000000-) Horn, Back-up Alarm	1
▲	3	24576-1	(000000-) Bracket, Flasher	1
▲	4	24576	(000000-) Flasher, 12v	1
▲	5	59965	(000000-) Switch Assy, Roller-no	1
▲	6	380691	(000000-) Harness, Alarm, Back-up	1
▲	7	10632-4	(000000-) Grommet	1
▲	8	55248	(000000-) Mount, Tie	2
▲	9	49266	(000000-) Tie, Cable	2
▲	10	76385	(000000-) Bracket	1

Fig. 8 - Turn Signal Kit

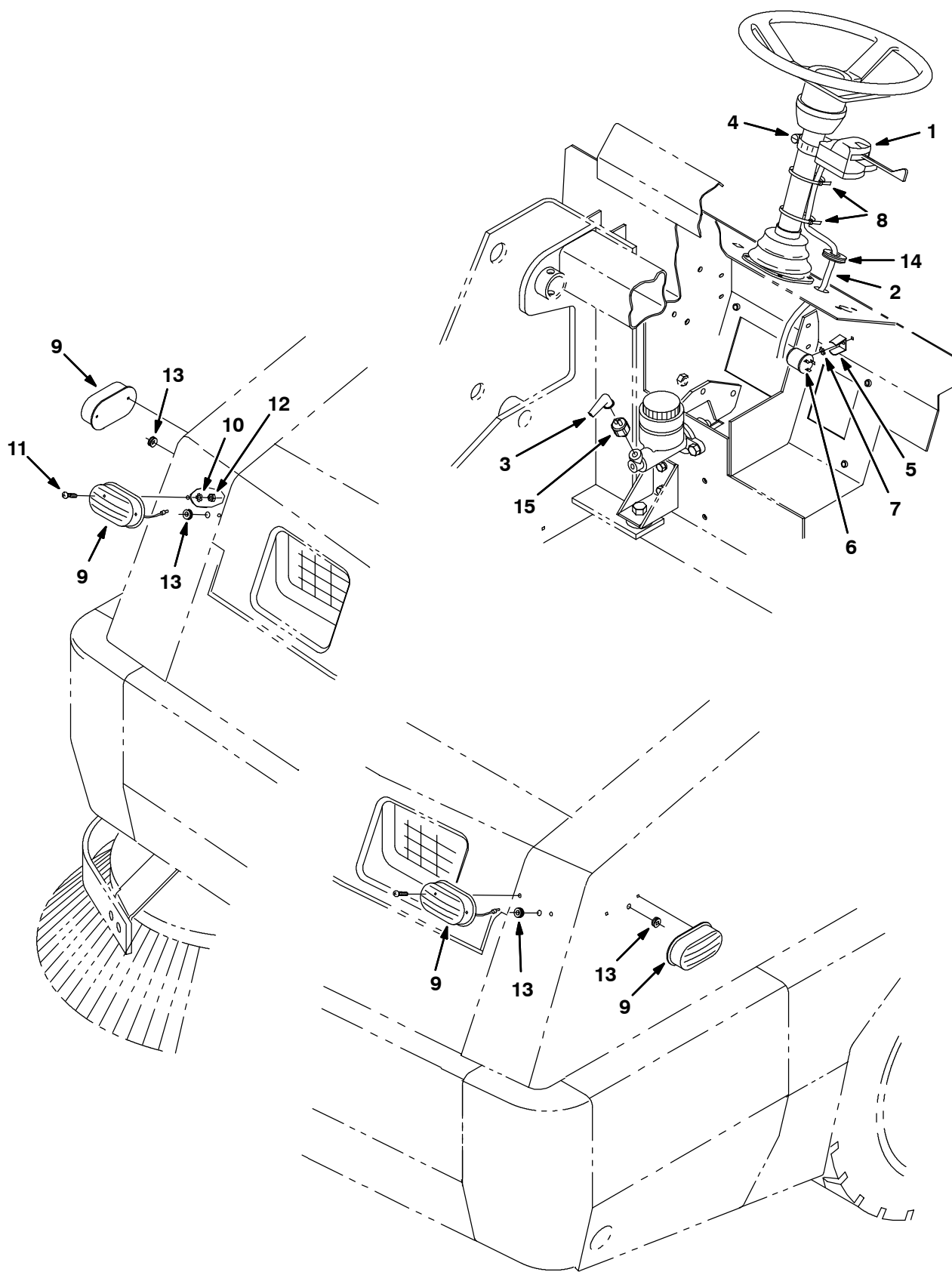


Fig. 8 - Turn Signal Kit

	Ref.	Tennant Part No.	Machine Serial Number	Description	Qty.
▽		380712	(000000-) Kit, Signal, Turn	1
▲	1	60751	(000000-) Signal Turn	1
▲	2	76423	(000000-) Harness, Directional	1
▲	3	18342	(000000-) Boot, Protector	1
▲	4	11531	(000000-) Clamp–Wormdrive, 0.81 – 1.50D	1
▲	5	24576-1	(000000-) Bracket, Flasher	1
▲	6	31922	(000000-) Flasher Heavy Duty	1
▲	7	41139	(000000-) Washer–Loc Int–Ext 10 Pltd	1
▲	8	49266	(000000-) Tie, Cable	4
▲▽	9	34848	(000000-) Light Assy Mark/Yel 12V– . A	4
▲▲		87948	(000000-) Bulb, #194	1
▲	10	41140	(000000-) Washer–Loc Int–Ext .25 Pltd	8
▲	11	06927	(000000-) Screw, Pan, M04	8
▲	12	02850	(000000-) Nut, Hex, Lock	8
▲	13	10632-5	(000000-) Grommet Rbr 0.25ld For .09Matl	5
▲	14	10632-8	(000000-) Grommet,Rbr,0.75ld,For .13Matl	1
▲	15	13959	(000000-) Switch	1

Fig. 9 - Overhead Guard Kit

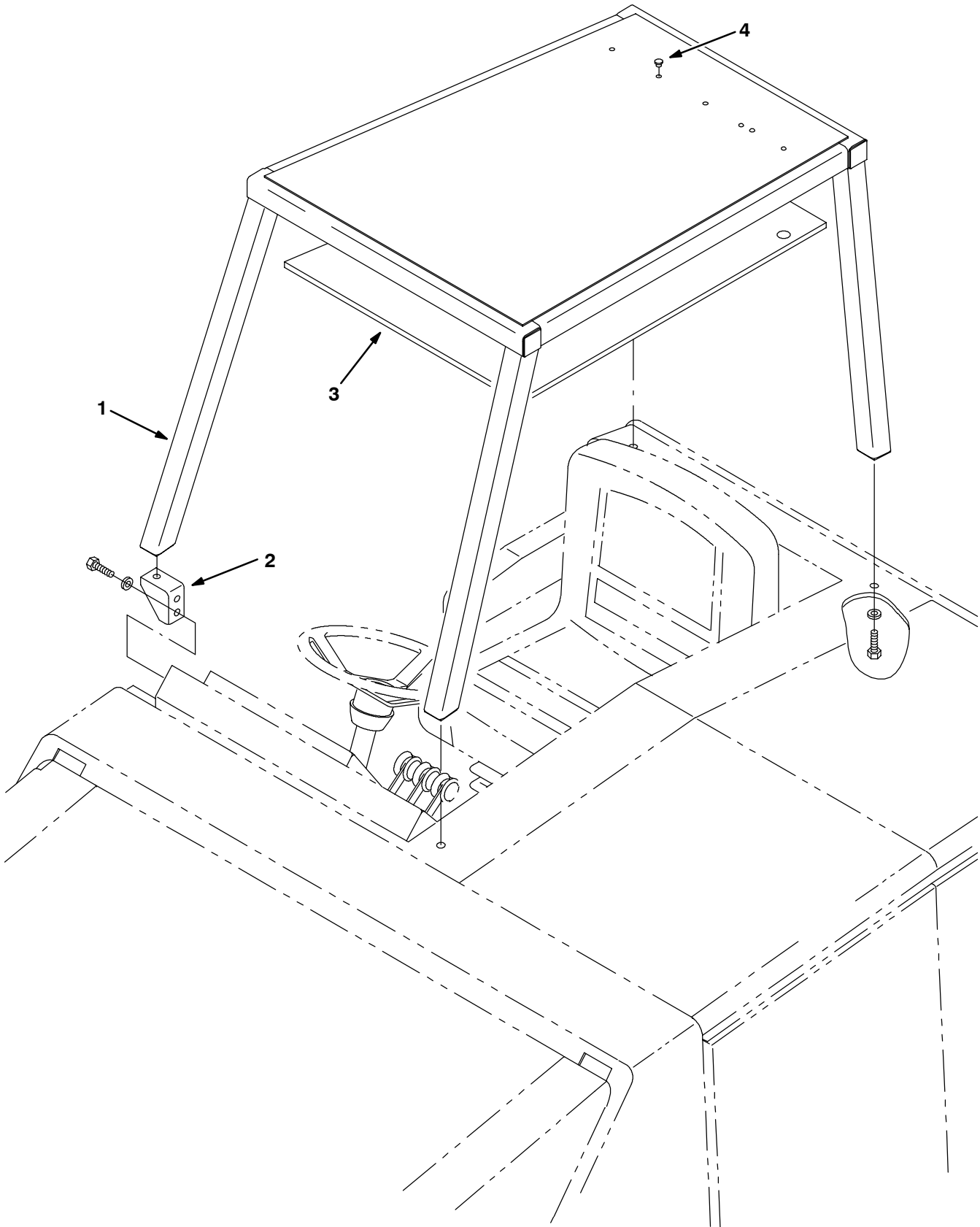
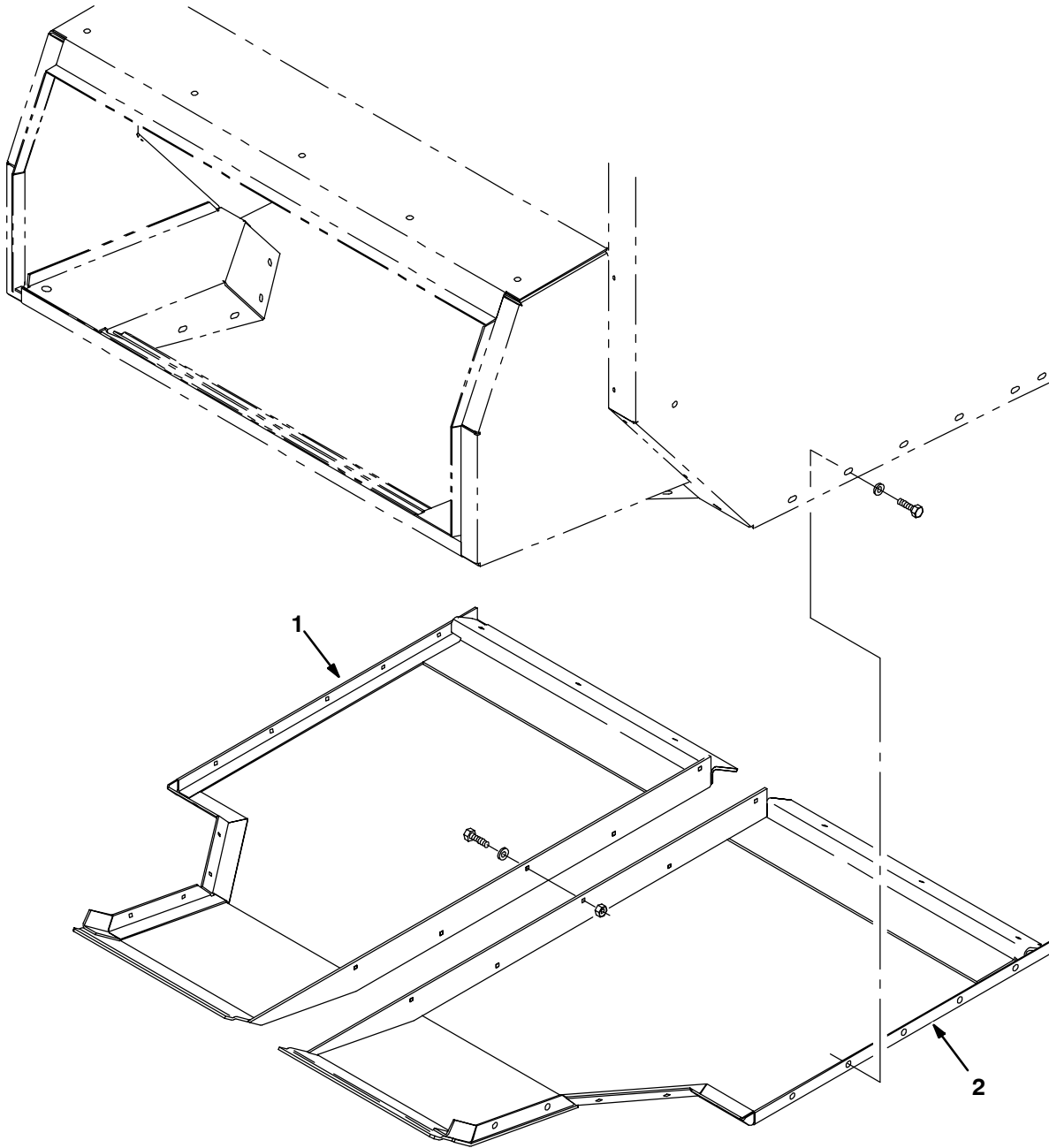


Fig. 9 - Overhead Guard Kit

	Ref.	Tennant Part No.	Machine Serial Number	Description	Qty.
▽		70669	(000000-) Guard Kit, Overhead	1
▲	1	65258	(000000-) Guard Wldt, Overhead	1
▲	2	70454	(000000-) Bracket, Mtg, Ohg	1
▲	3	74007	(000000-) Foam, Insulation	1
▲	4	33806	(000000-) Plugbutton	6

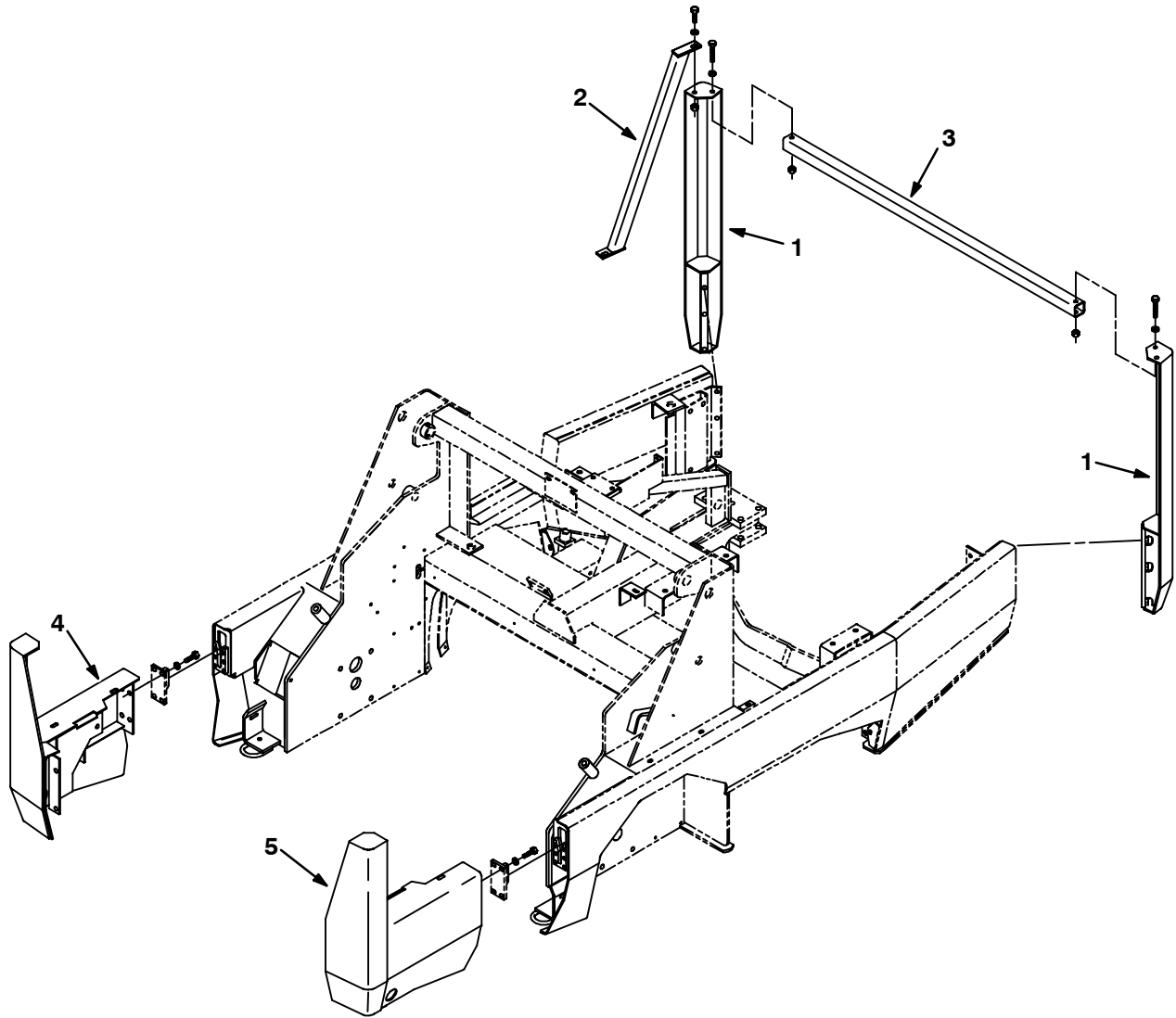
Fig. 10 - Hopper Floor Kit



07668 - 800

	Ref.	Tennant Part No.	Machine Serial Number	Description	Qty.
▽		70686	(000000-) Hopper Floor Kit, St Stl 800	1
▲	1	77611	(000000-) Panel Wldt, Hopper, Floor, RH	1
▲	2	77613	(000000-) Panel Wldt, Hopper, Floor, LH	1

Fig. 11 - Bumper Assembly, SE



09909 - ALL

Ref.	Tennant Part No.	Machine Serial Number	Description	Qty.
▽	83557	(000000-) Bumper Assy, Se	1
▲ 1	70802	(000000-) Leg Wldt, Bumper, Se	2
▲ 2	70793	(000000-) Brace Wldt, Bumper, Se	1
▲ 3	70815	(000000-) Tube, Cross, Bumper, Se	1
▲ 4	83626	(000000-) Bumper Wldt, Se, Rh, Front	1
▲ 5	83627	(000000-) Bumper Wldt,Se, Lh, Front	1

Fig. 12 - Side Brush Lift Group, L.H.

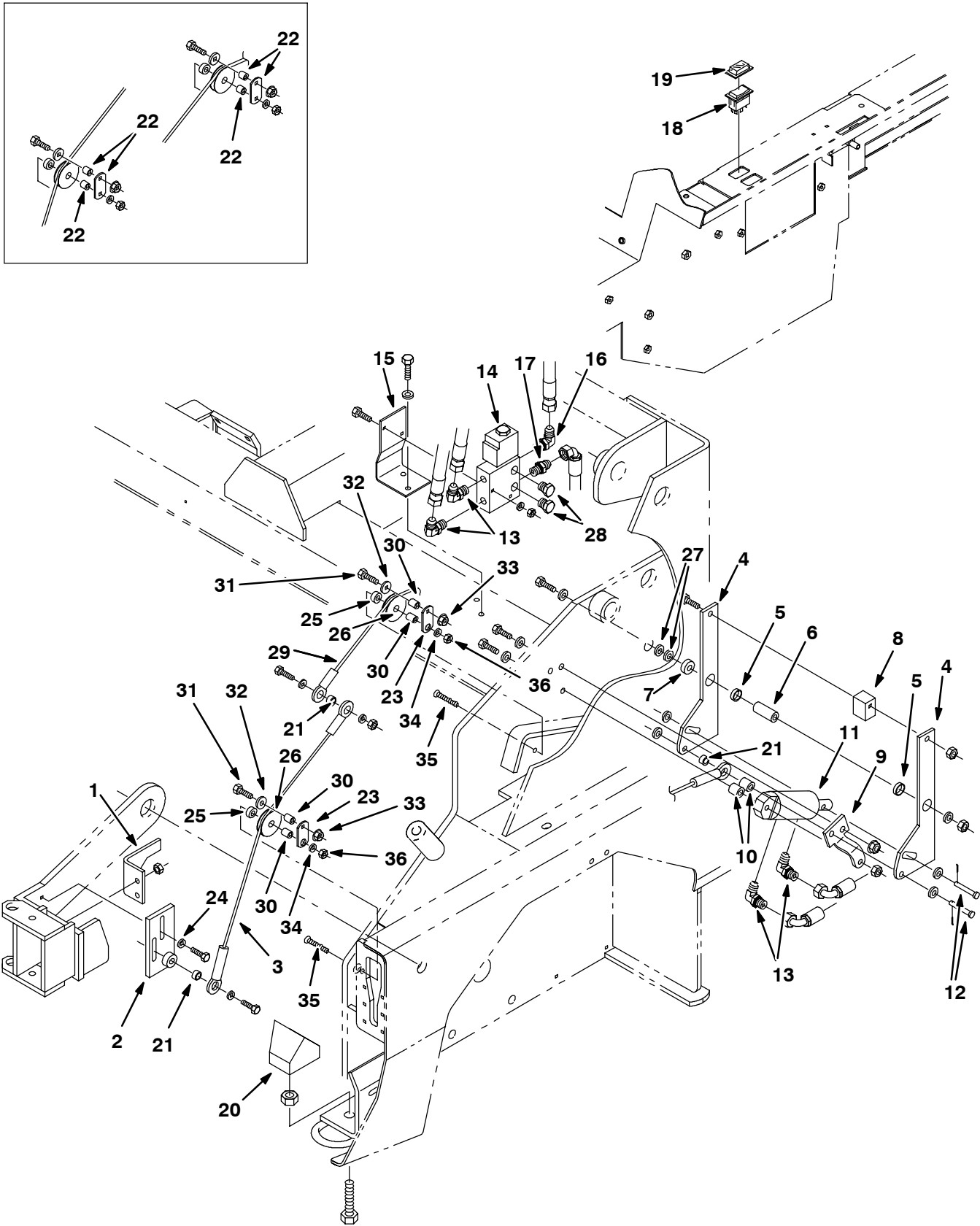


Fig. 12 - Side Brush Lift Group, L.H.

Ref.	Tennant Part No.	Machine Serial Number	Description	Qty.
1	77458	(000000-) Bracket, Angle	1
2	77569	(000000-) Plate Wldt	1
3	70532	(000000-) Cable, Side Brush, Lift	1
4	77584	(000000-) Plate	2
5	74090	(000000-) Bearing	2
6	77597	(000000-) Sleeve, 0.406B 0.75D1.80 Stl	1
7	77727	(000000-) Sleeve .438B 1.00D .35Stl	1
8	77459	(000000-) Spacer	1
9	77783	(000000-) Plate, Angle	1
10	77600	(000000-) Sleeve, 0.406B .750D .800Stl	2
11	379020	(000000-) Cylinder, Hyd 1.5B 1.5S 2500	1
12	51813	(000000-) Pin,Clevis,0.37 Dia.X 2.12 Lg	2
13	77097	(000000-) Ftg-Hyd E90 Jm04/Om04	4
14	84016	(000000-) Valve, Hyd, Solenoid (See Breakdowns)	1
15	21231	(000000-) Bracket, Side Brush, Valve	1
16	56820	(000000-) Ftg-Hyd E90 Jm06/Om06	1
17	56690	(000000-) Ftg-Hyd Str Jm06/Om06	1
18	65561	(000000-) Switch Rocker Spst	1
19	57807	(000000-) Cover, Rocker Switch Seal	1
20	77738	(000000-) Block	1
21	65174	(000000-) Spacer	3
22	375416	(000000- xxxxxx) Replacement Kit, Roller, Side Brush Lift	1
23	375415	(xxxxxx-) Plate, Side Brush, Roller	2
24	41186	(000000-) Washer-Belleville .31 Pltd	1
25	73737	(000000-) Sleeve, .375B .75D .32 Stl	2
26	74391	(000000-) Pulley - Cable, 1.5 Dia	2
27	32492	(000000-) Flat Washer, 3/8" Hard	2
28	46482	(000000-) Ftg-Hyd Plg Om06	2
29	23936	(000000-) Cable, Retaining, S Br	1
30	80395	(xxxxxx-) Sleeve	4
31	76570	(xxxxxx-) Screw, Hex m08	2
32	32492	(xxxxxx-) Washer, Flat	2
33	07791	(xxxxxx-) Nut, Hex, Flange	2
34	33924	(xxxxxx-) Washer, Flat m10	2
35	09028	(xxxxxx-) Screw, Hex m10	2
36	32715	(xxxxxx-) Nut, Hex Lock m10	2

Fig. 13 - Side Brush Group, L.H.

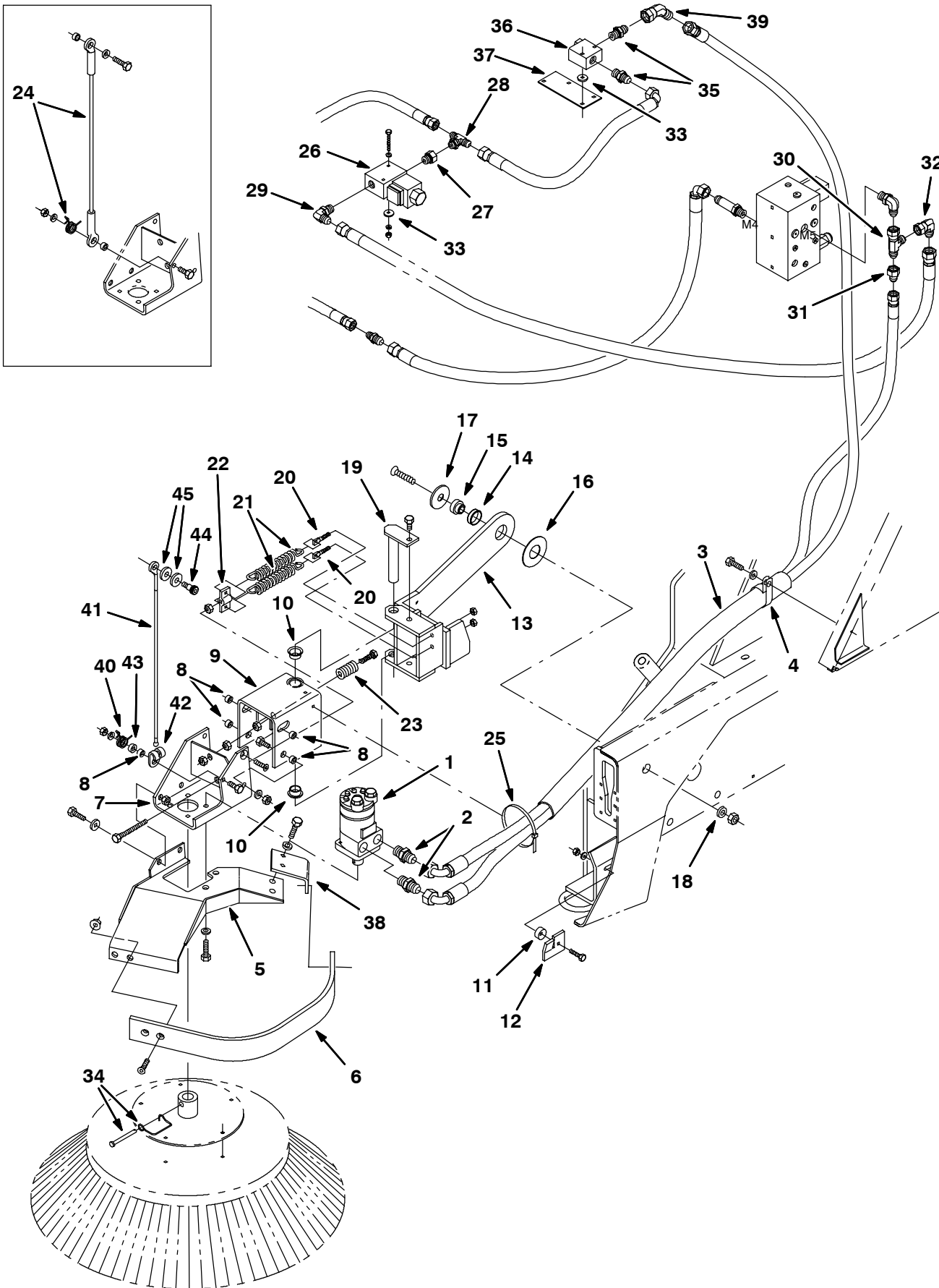
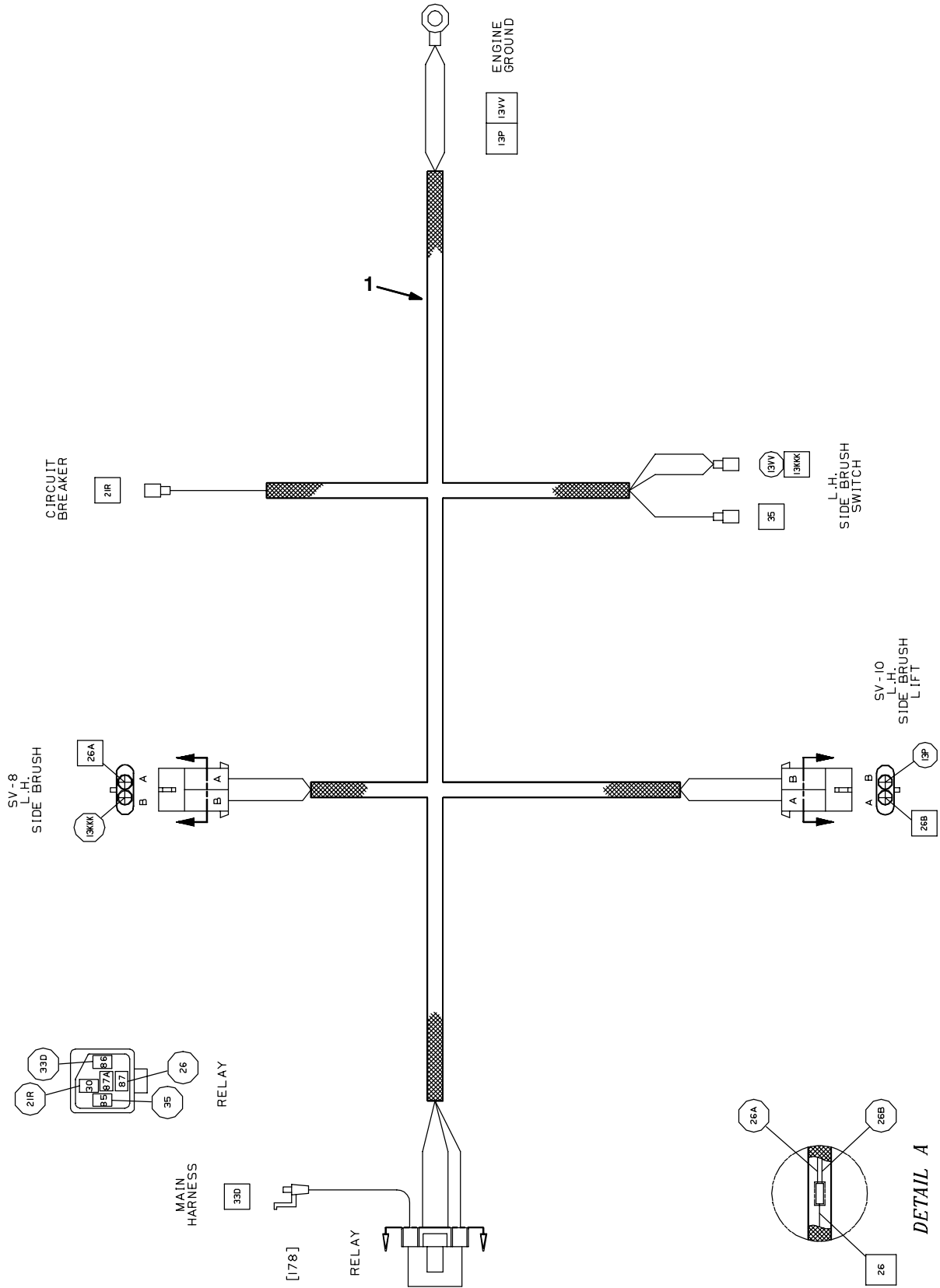


Fig. 13 - Side Brush Group, L.H.

Ref.	Tennant Part No.	Machine Serial Number	Description	Qty.
1	79781	(000000-) Motor, Hyd Gear In 17.9 B 1500 (See Breakdowns)	1
2	47508	(000000-) Ftg-Hyd StrJm06/Om10	2
3	76461	(000000-) Sleeve, Nylon #27 55.OI	1
4	86328	(000000-) Clamp, Cable 1.5 Dia	1
5	21250	(000000-) Guard Wldt, Sidebrush	1
6	21252	(000000-) Guard, Side Brush	1
7	75142	(000000-) Bracket, Mounting, Motor	1
8	65174	(000000-) Spacer	5
9	75099	(000000-) Bracket Wldt, Pivot	1
10	04761	(000000-) Bearing, Flange .875 Bore	2
11	74059	(000000-) Spacer	1
12	75899	(000000-) Bracket, Angle	1
13	75117	(000000-) Bracket Wldt, Lift	1
14	70627	(000000-) Bearing	1
15	70526	(000000-) Shaft, Pivot	1
16	70524	(000000-) Washer, 1.300B 3.000	1
17	70525	(000000-) Spacer	1
18	36328	(000000-) Washer-Belleville .50 Pltd	1
19	70431	(000000-) Pin	1
20	70626	(000000-) Bolt-Eye M8-1.25	2
21	65160	(000000-) Spring, Extension	2
22	65173	(000000-) Bracket, Spring	1
23	65180	(000000-) Spring, Comp	1
24	375417	(000000- xxxxxx) Replacement Kit, Side Brush Cable, Lh	1
25	49263	(000000-) Tie Cable 3.00D Max 11.41Lg	1
26	84015	(000000-) Valve-Hyd, Solenoid (See Breakdowns)	1
27	47637	(000000-) Ftg-Hyd Str Om08/Of06	1
28	67683	(000000-) Ftg-Hyd Tee Jm06Omjm	1
29	44868	(000000-) Ftg-Hyd E90 Jm08/Om08	1
30	45482	(000000-) Ftg-Hyd Tee Jm08Jmjf	1
31	47753	(000000-) Ftg-Hyd Str Jm06/Jf08	1
32	17980	(000000-) Ftg-Hyd E90 Jm08/Jf08	1
33	63416	(000000-) Washer, .310B .88D .12Rbr	4
34	84581	(000000-) Pin Assy, .312X3.0 W/Lanyard	1
35	56690	(000000-) Ftg-Hyd Str Jm06/Om06	2
36	79621	(000000-) Check Valve, 100 Psi	1
37	79622	(000000-) Plate, Mtg, Check Valve	1
38	21251	(000000-) Plate, Angle	1
39	16472	(000000-) Fitting - 45	1
40	83148	(000000-) Spring, Torsion	1
41	375401	(xxxxxx-) Cable	1
42	375770	(xxxxxx-) Hook, Cable	1
43	375404	(xxxxxx-) Spacer	1
44	375405	(xxxxxx-) Bolt, Shoulder	1
45	32486	(xxxxxx-) Washer, Flat	2

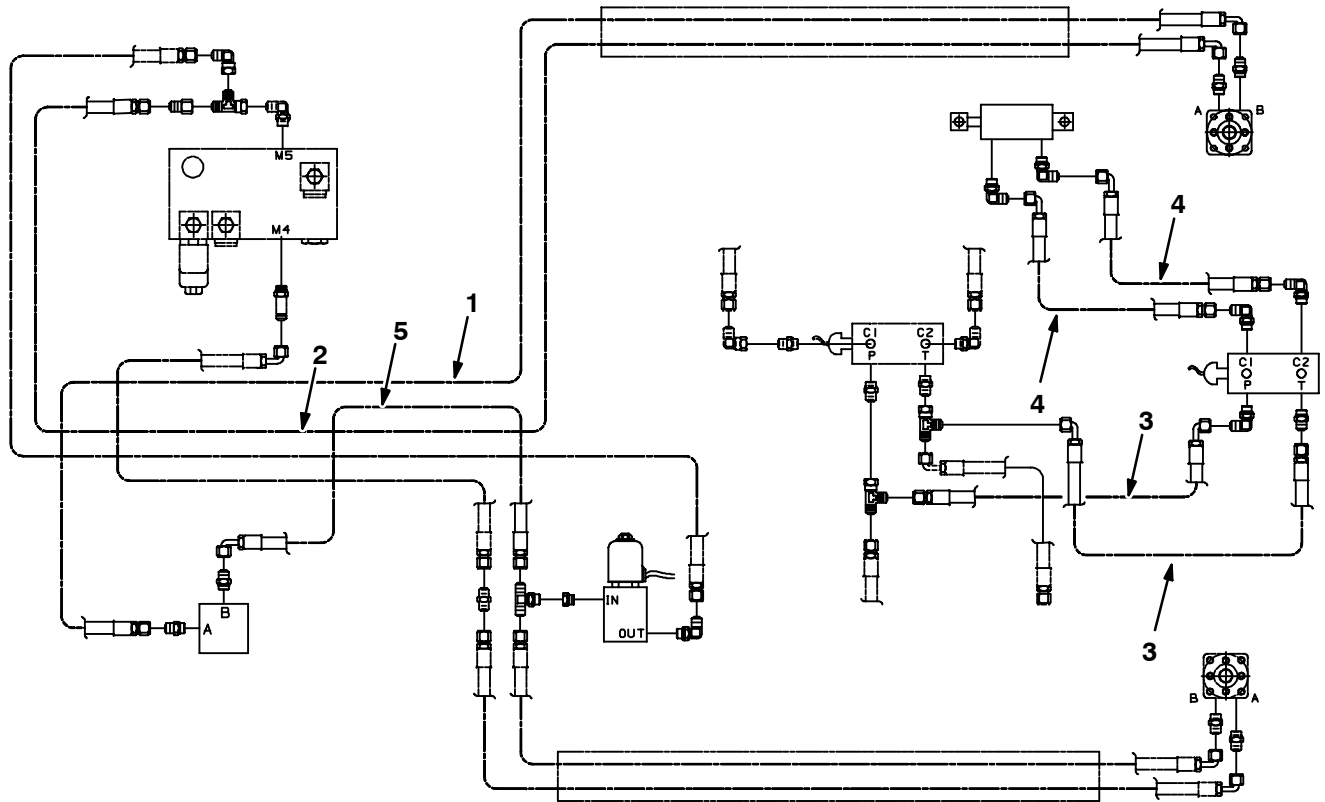
Fig. 14 - Side Brush Wire Harness Group, L.H.



10501 - ALL

Ref.	Tenant Part No.	Machine Serial Number	Description	Qty.
1	83699	(00000-) Harness, Side Brush, L.H.	1

Fig. 15 - Side Brush Hydraulic Hose Group, L.H.



08763 - 800

Ref.	Tennant Part No.	Machine Serial Number	Description	Qty.
1	76684	(000000-)	Hose-Hyd Med 06	1
2	65194	(000000-)	Hose-Hyd Med 06	1
3	78998	(000000-)	Hose-Hyd Med 06	2
4	57963	(000000-)	Hose-Hyd Med 04	2
5	01999	(000000-)	Hose-Hyd Med 06	1

Fig. 16 - Side Brush Light Kit

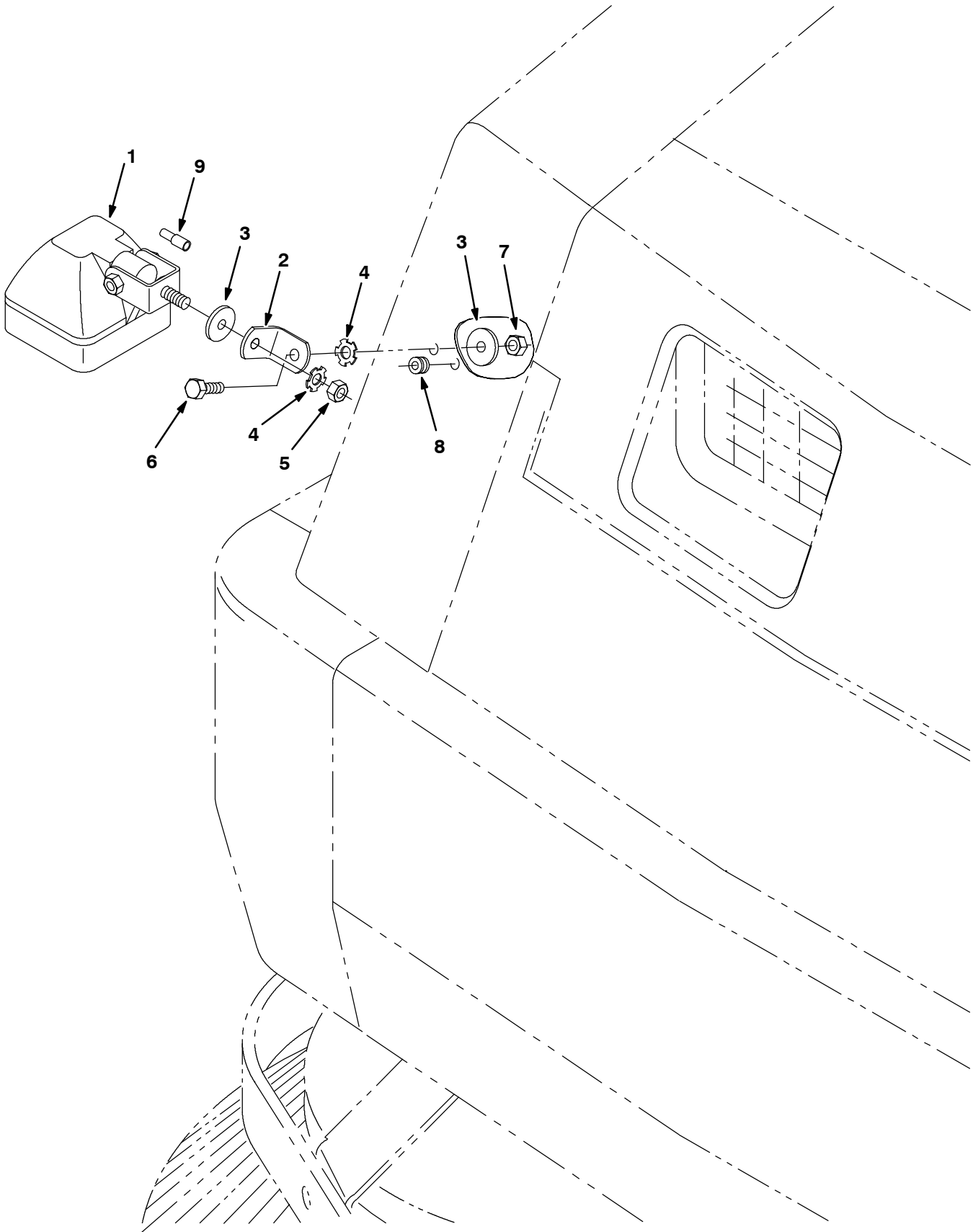


Fig. 16 - Side Brush Light Kit

	Ref.	Tennant Part No.	Machine Serial Number	Description	Qty.
▽		70699	(000000-) Light Kit, Side Brush	1
▲▽	1	382979	(000000-) Light, Spot, 12VDC 55w	1
▲▲		393770	(000000-) Lamp, 12VDC 55w	1
▲	2	76385	(000000-) Bracket, Angle	1
▲	3	30013	(000000-) Washer, Flat, 0.31 Fender	1
▲	4	41141	(000000-) Washer-Loc Int-Ext .31 Pltd	2
▲	5	32960	(000000-) Nut, Hex, Lock, .31-24, NI	1
▲	6	16931	(000000-) Screw, Hex, M08 X 1.25 X 20, 8.8	1
▲	7	08709	(000000-) Nut, Hex, Lock, M08 X 1.25,NI	1
▲	8	10632-5	(000000-) Grommet Rbr 0.25ld For .09Matl	1
▲	9	32668	(000000-) Connector, Ele, Plug, Femal, .156d	1

Fig. 17 - Cab Kit

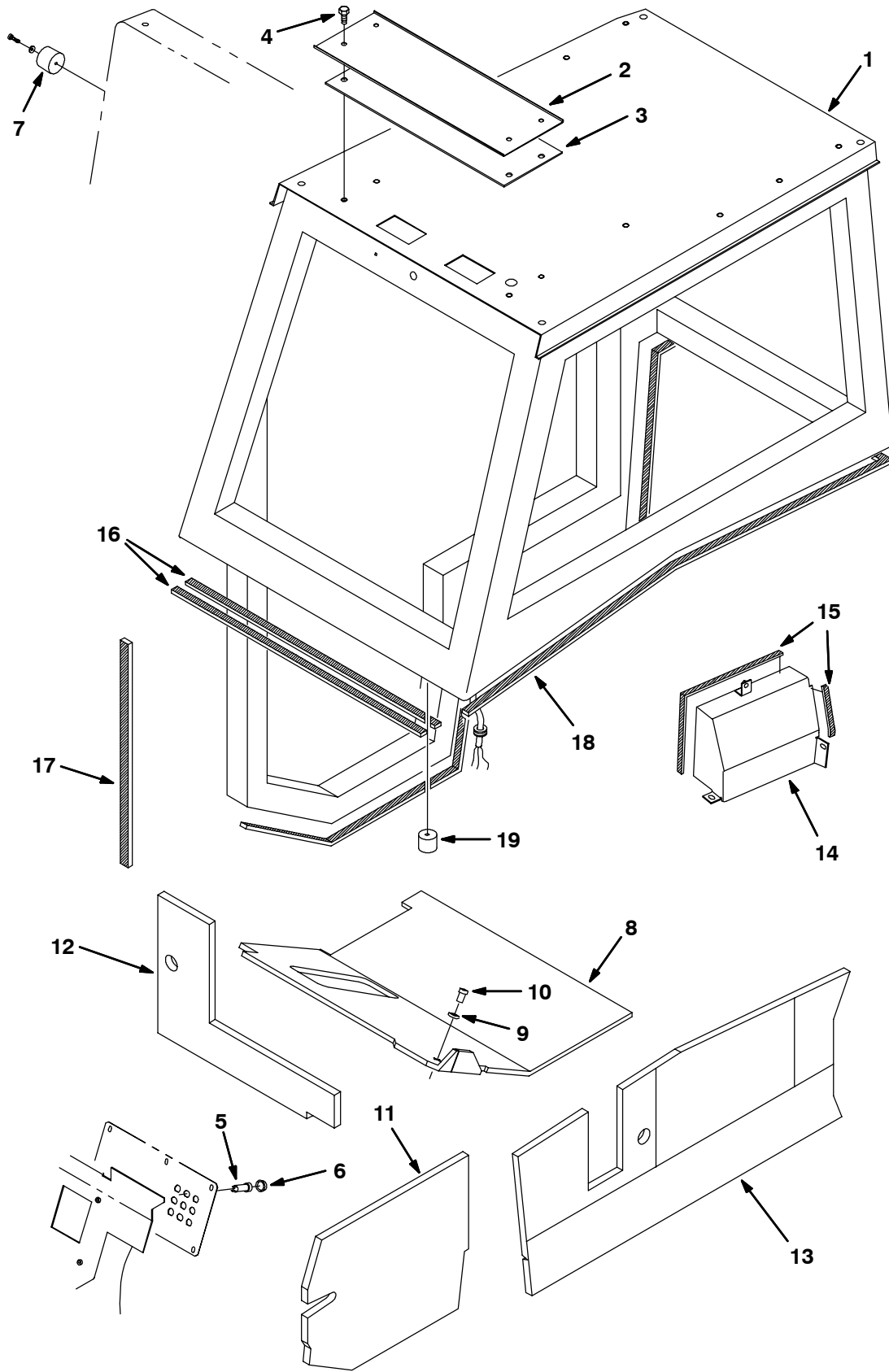


Fig. 17 - Cab Kit

NOTE: The Cab kit, TENNANT Part Number 380601 includes Fig. 17 and Fig. 18

Ref.	Tennant Part No.	Machine Serial Number	Description	Qty.
1	380602	(004000-) Cab Assembly Operator (See Breakdowns)	1
2	380634	(004000-) Cover, Cab Pressurizer	1
3	380635	(004000-) Gasket, Cab Pressurizer	1
4	74455	(004000-) Scr-Hxfmgm 6x1.0 12 Pltd	4
5	57803	(004000-) Breaker-Circuit, 15 Resetable	1
6	57751	(004000-) Boot, Circuit Breaker	1
7	44851	(004000-) Bumper, Rubber	1
8	76522	(004000-) Tread, Rubber	1
9	41178	(004000-) Washer-Flt .25 Fender	1
10	21246	(004000-) Rivet, Plastic	1
11	77652	(004000-) Insulation, Foam	1
12	76516	(004000-) Insulation, Acstc	1
13	76515	(004000-) Insulation, Acstc, Side Upper, Cab, .6	1
14	70620	(004000-) Cover Wldt, Fuel Inlet	1
15	79011	(004000-) Seal, Urethane	1
16	374760	(004000-) Seal, Urethane	1
17	374761	(004000-) Seal, Urethane	1
18	374762	(004000-) Seal, Urethane	1
19	383185	(004000-) Latch Assy, Rbr, 1.6d 1.4l/1.0d 1.0l	1

Fig. 18 - Mirror Kit

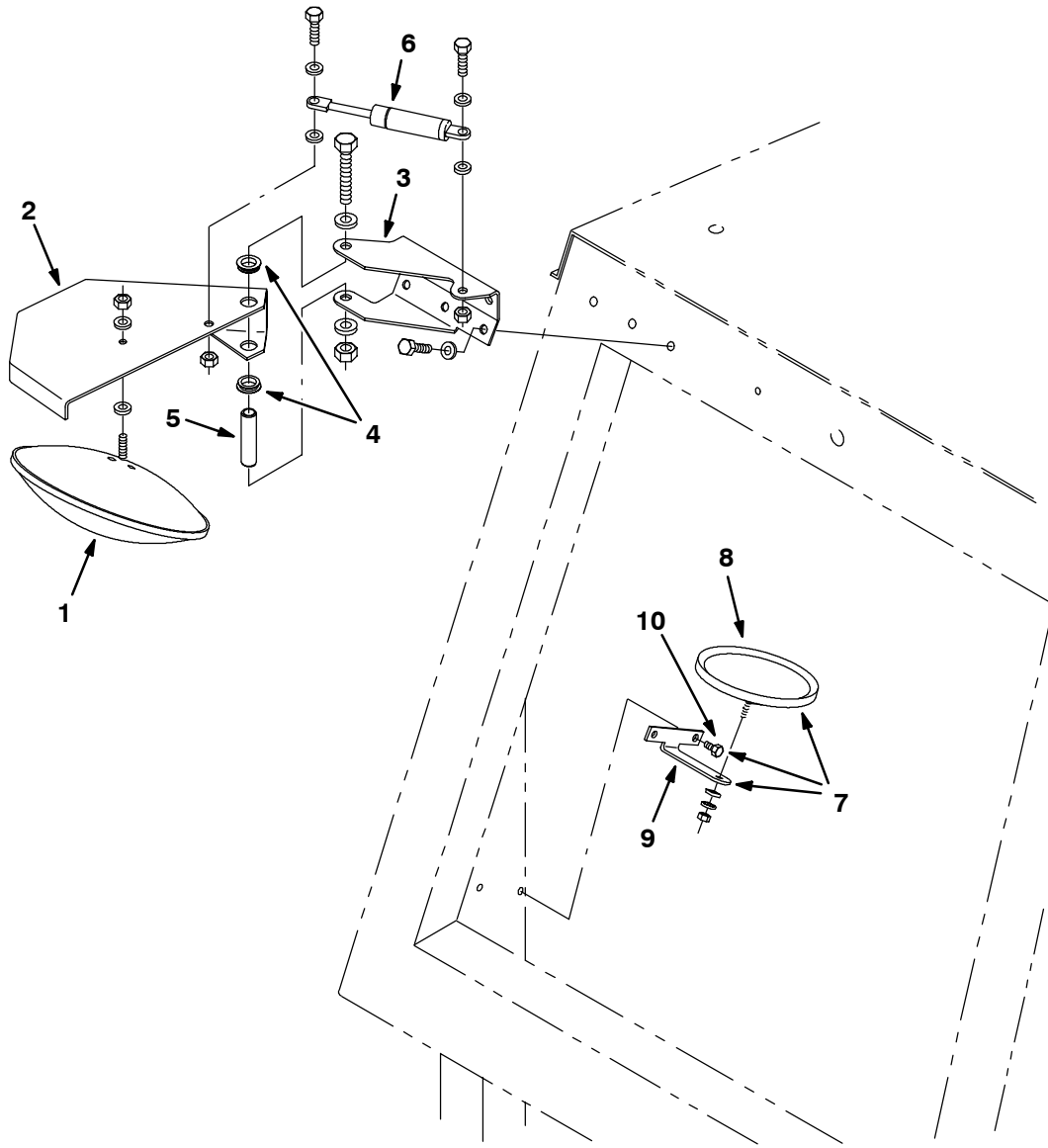


Fig. 18 - Mirror Kit

NOTE: The Cab kit, TENNANT Part Number 380601 includes Fig. 17 and Fig. 18.

	Ref.	Tennant Part No.	Machine Serial Number	Description	Qty.
▽		76898	(000000-) Mirror Kit, Side Brush	1
▲	1	68445	(000000-) Mirror,8.0 Round,Convex	1
▲	2	75881	(000000-) Guard, Mirror	1
▲	3	75880	(000000-) Bracket, Mounting, Mirror	1
▲	4	41434	(000000-) Bshg,Flange,0.62Bx0.68Od,Nylon	2
▲	5	70761	(000000-) Tube, 0.62D .44B 2.44, Stl	1
▲	6	12549	(000000-) Spring, Gas 80 Lb	1
▲▽	7	369786	(000000-) Mirror Assembly	1
▲▲	8	369787	(000000-) Mirror, Flat	1
▲▲	9	49032	(000000-) Bracket, Mtg, Mirror	1
▲▲	10	74455	(000000-) Screw, Hex m06	2

Fig. 19 - AC and Heater Group

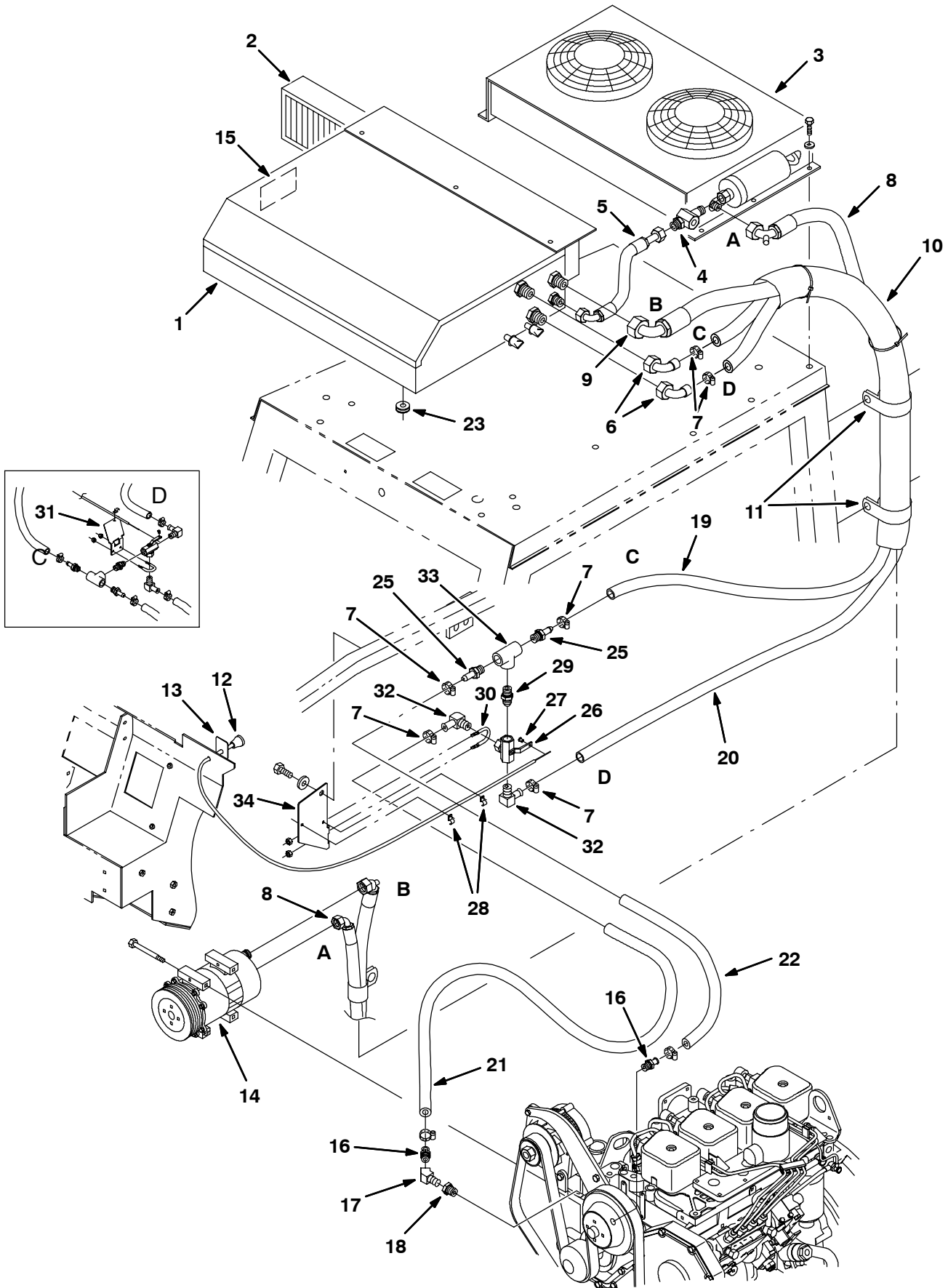


Fig. 19 - AC and Heater Group

NOTE: AC/Heater kit, TENNANT Part Number 310725 includes Fig. 19, and Fig. 20.

Ref.	Tennant Part No.	Machine Serial Number	Description	Qty.
1	380613	(000000-) Box Assy, Heat/Ac (See Breakdowns)	1
2	380689	(000000-) Filter,Panel 23.5X6.5X2 143Plts	1
3	380625	(000000-) Condenser Assy, A/C (See Breakdowns)	1
4	380630	(000000-) Gage, Sight Ac	1
5	380684	(000000-) A/C Hose#6 134A 9.0L	1
6	380615	(000000-) Elbow, Heater	2
7	63810	(000000-) Clamp, Wormdrive	6
8	380685	(000000-) Hose, A/C, #08 100.0L 109 109	1
9	375751	(000000-) Hose, A/C 115.0L	1
10	375512	(000000-) Sleeve, Nyl, #33 65.0l	1
11	41016	(000000-) Clamp, Cable, Stl, 2.25d X 1.00w	2
12	43558A	(000000-) Cable, Choke	1
13	380663	(000000-) Label, Pull-Heat	1
14	310583	(000000-) Compressor, A/C A134	1
15	380673	(000000-) Label,Caution R134A	1
16	27767	(000000-) Fitting, Brass, Str	2
17	01997	(000000-) Fitting, Hyd, Brs	1
18	47167	(000000-) Ftg., Reducer	1
19	380621	(000000-) Hose-Heater	1
20	380620	(000000-) Hose-Heater	1
21	61870	(000000-) Hose, Heater	1
22	57531	(000000-) Hose, Heater	1
23	77811	(000000-) Grommet	1
24	763116	(000000-) Tie, Cable, Nyl, 15.3l .W 4.5 Max D	3
▽	375728	(000000-) Valve Assy, Heater	1
▲	25 59901	(000000-) Fitting, Brass, Str	2
▲	26 31507	(000000-) Valve -3Way	1
▲	27 43242	(000000-) Swivel	1
▲	28 09092-1	(000000-) Clamp	2
▲	29 40573	(000000-) Fitting, Hyd. Str	1
▲	30 45142	(000000-) Bolt, U	1
▲	31 375726	(000000-004718) Bracket, Mtg. Valve	1
▲	32 30268	(000000-) Fitting, Brass	2
▲	33 24450	(000000-) Fitting, Brass, Tee	1
▲	34 374129	(004719-) Bracket, Mtg, Valve, Cntrl, Heater	1

Fig. 20 - AC and Heater Electrical Group

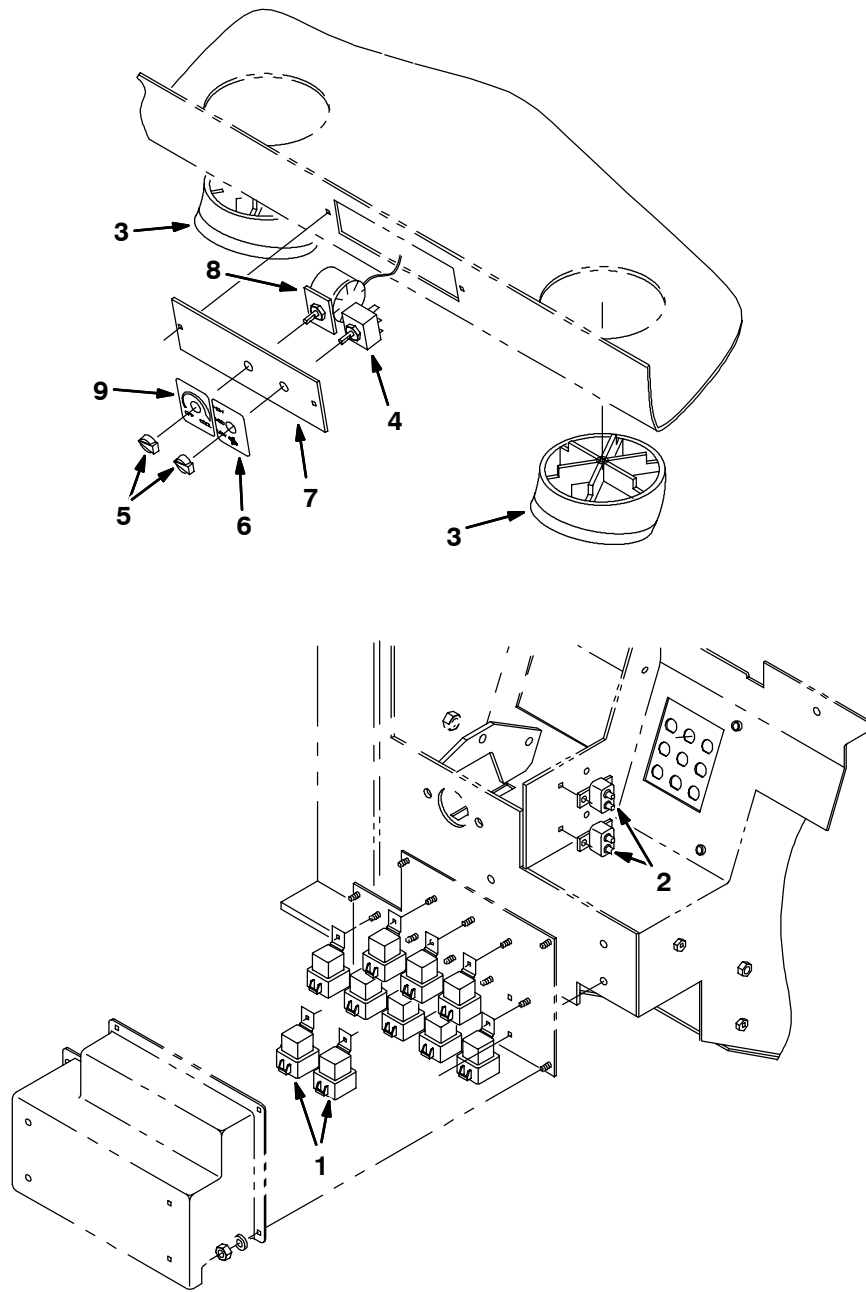


Fig. 20 - AC and Heater Electrical Group

NOTE: AC/Heater kit, TENNANT Part Number 310725 includes Fig. 19, and Fig. 20.

Ref.	Tennant Part No.	Machine Serial Number	Description	Qty.
1	56186	(000000-) Relay, Shrouded, 12 Vdc	2
2	76473	(000000-) Circuitbreaker 30	2
3	380617	(000000-) Duct, Heater A/C	2
4	380619	(000000-) Switch,3Way Blow	1
5	380661	(000000-) Knob	2
6	380662	(000000-) Label, Hi/Med/Lo	1
7	380690	(000000-) Plate, Switch Mntg	1
8	380624	(000000-) Switch, Temp Ac	1
9	380665	(000000-) Label, Thermostat	1

Fig. 21 - Heater Group

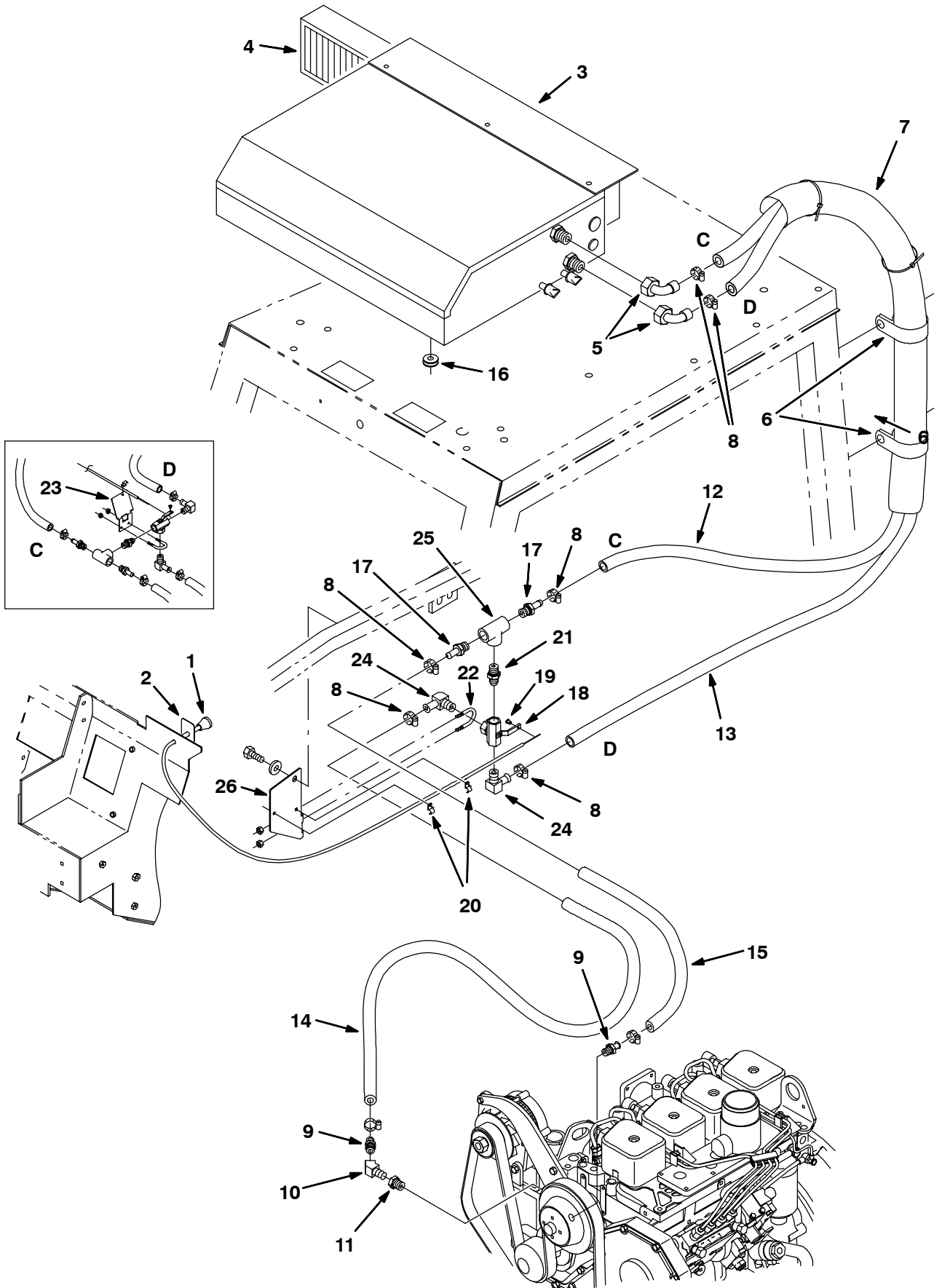


Fig. 21 - Heater Group

NOTE: Heater kit, TENNANT Part Number 310740 includes Fig. 21, and Fig. 22.

Ref.	Tennant Part No.	Machine Serial Number	Description	Qty.
1	43558A	(000000-) Cable, Choke	1
2	380663	(000000-) Label, Pull-Heat	1
3	380614	(000000-) Box Assy, Heat (See Breakdowns)	1
4	380689	(000000-) Filter, Panel 23.5X6.5X2 143Plts	1
5	380615	(000000-) Elbow, Heater	2
6	86328	(000000-) Clamp, Cable	2
7	375512	(000000-) Sleeve	1
8	63810	(000000-) Clamp, Wormdrive	6
9	27767	(000000-) Fitting, Brass, Str	2
10	01997	(000000-) Fitting, Hyd, Brs	1
11	47167	(000000-) Fitting, Str	1
12	380621	(000000-) Hose-Heater	1
13	380620	(000000-) Hose-Heater	1
14	61870	(000000-) Hose, Heater	1
15	57531	(000000-) Hose, Heater	1
16	77811	(000000-) Grommet	1
▽	375728	(000000-) Valve Assy, Heater	1
▲	17 59901	(000000-) Fitting, Brass, Str	2
▲	18 31507	(000000-) Valve -3Way	1
▲	19 43242	(000000-) Swivel	1
▲	20 09092-1	(000000-) Clamp	2
▲	21 40573	(000000-) Fitting, Hyd. Str	1
▲	22 45142	(000000-) Bolt, U	1
▲	23 375726	(000000-004718) Bracket, Mtg. Valve	1
▲	24 30268	(000000-) Fitting, Brass	2
▲	25 24450	(000000-) Fitting, Brass, Tee	1
▲	26 375726	(004719-) Bracket, Mtg, Valve, Control, Heater	1

Fig. 22 - Heater Electrical Group

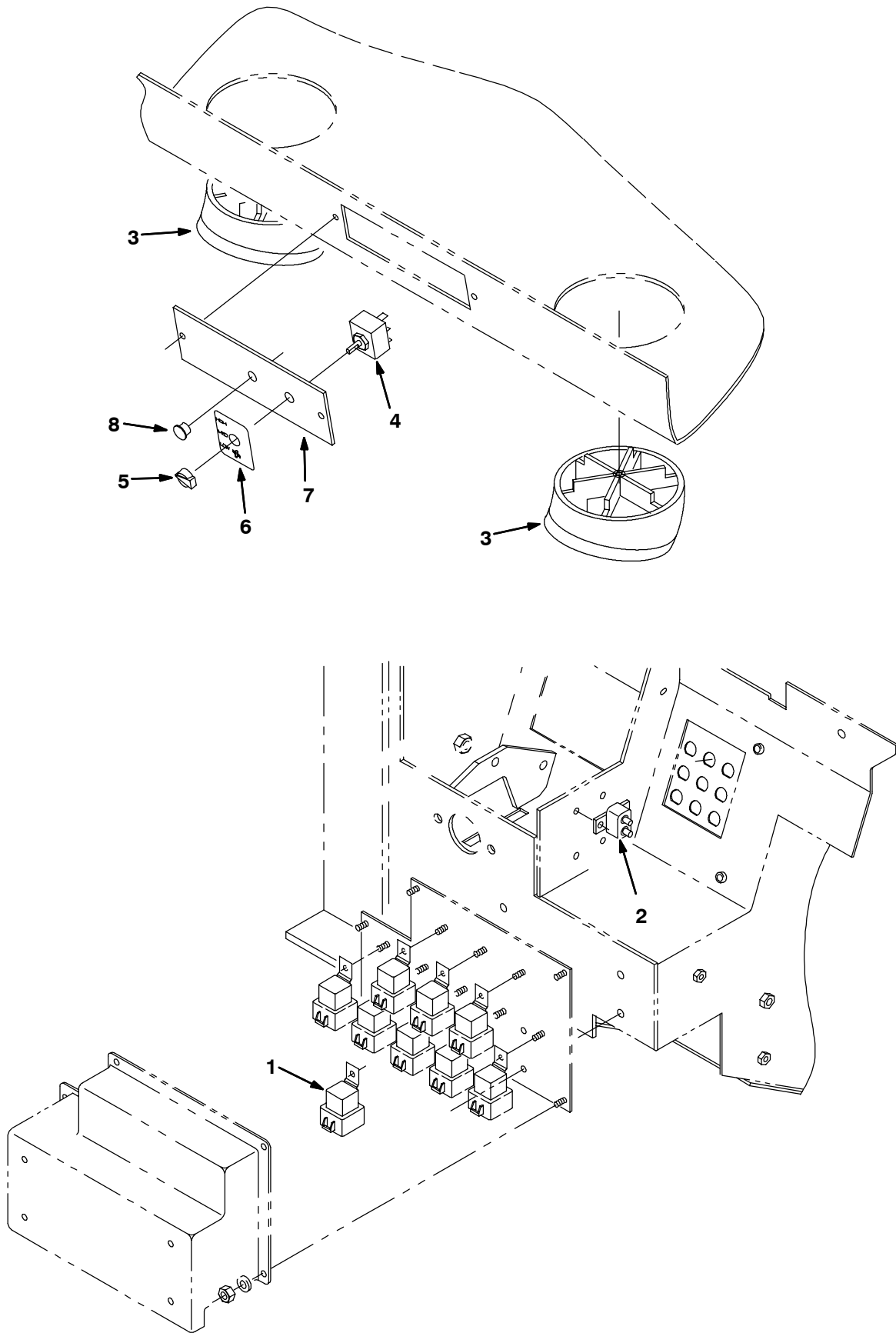


Fig. 22 - Heater Electrical Group

NOTE: Heater kit, TENNANT Part Number 310740 includes Fig. 21, and Fig. 22.

Ref.	Tennant Part No.	Machine Serial Number	Description	Qty.
1	56186	(000000-) Relay, Shrouded, 12 Vdc	1
2	76473	(000000-) Circuitbreaker 30	1
3	380617	(000000-) Duct, Heater A/C	2
4	380619	(000000-) Switch,3Way Blow	1
5	380661	(000000-) Knob	1
6	380662	(000000-) Label, Hi/Med/Lo	1
7	380690	(000000-) Plate, Switch Mntg	1
8	56992	(000000-) Plugbtn .50H .03-.12 Blacknyl	1

Fig. 23 - Vacuum Wand Kit

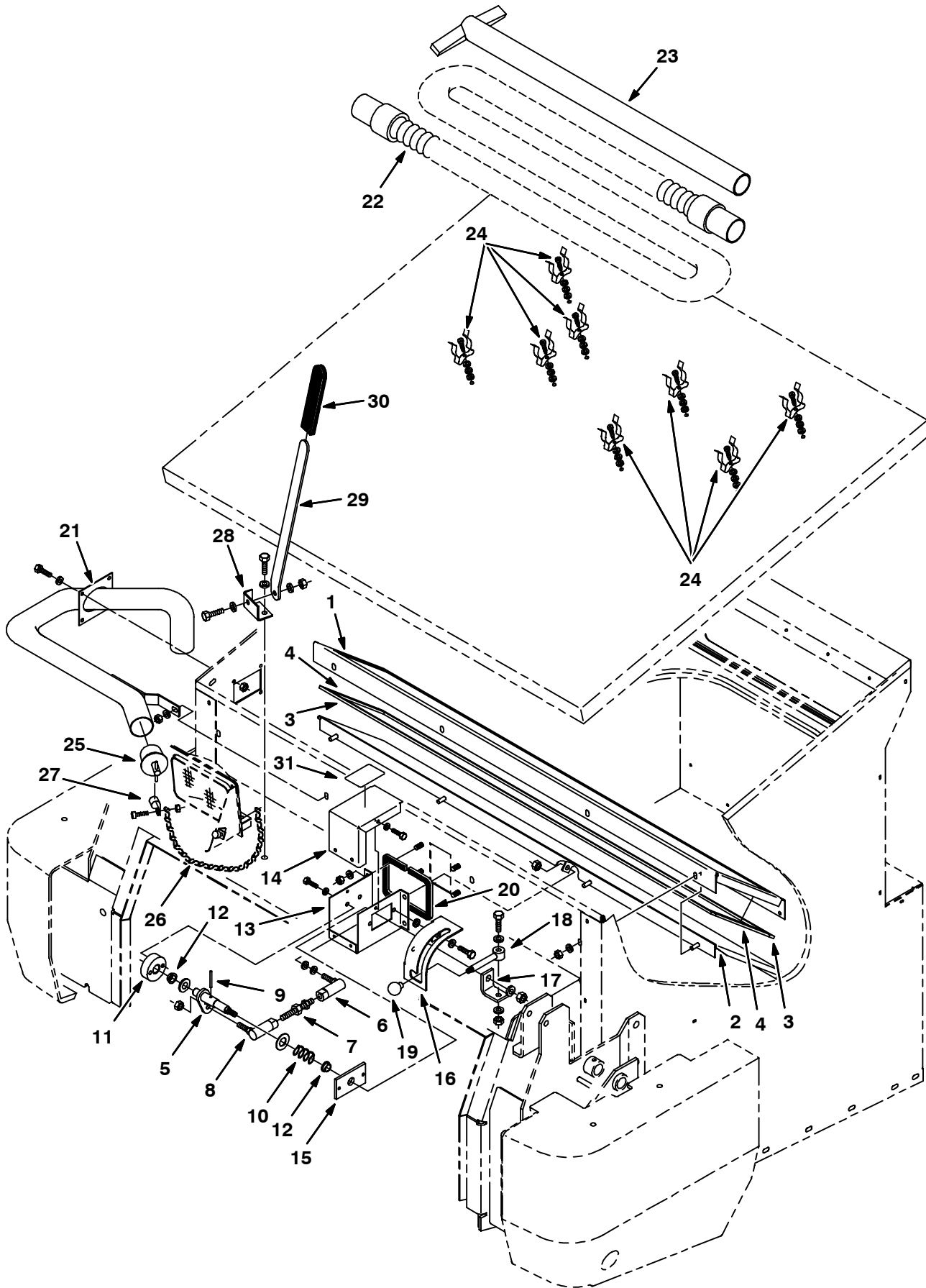


Fig. 23 - Vacuum Wand Kit

Ref.	Tennant Part No.	Machine Serial Number	Description	Qty.
▽	70668	(000000-) Wand Kit, Vac	1
▲	1 73871	(000000-) Plate, Mounting, Vac Door	1
▲	2 75701	(000000-) Plate Wldt, Vac Door	1
▲	3 75876	(000000-) Seal, Foam Rbr, .19 .75W 47.1L	2
▲	4 75877	(000000-) Seal, Foam Rbr .19 .75W 8.43L	2
▲	5 21047	(000000-) Shaft	1
▲	6 82962	(000000-) Balljoint .375-24 Lh	1
▲	7 11676	(000000-) Stud, Adjustment	1
▲	8 51531	(000000-) Ball Joint .375-24	1
▲	9 23146	(000000-) Pin,Roll,.18Odx1.62L,.187/.192	1
▲	10 19035	(000000-) Sprng,Comp,0.83ldx.07Wire 1.0L	1
▲	11 21041	(000000-) Disk	1
▲	12 04843	(000000-) Bearing, Flange .625 Bore	2
▲	13 21054	(000000-) Box, Mounting, Lever, Vac	1
▲	14 21104	(000000-) Panel, Cover	1
▲	15 73880	(000000-) Plate	1
▲	16 79646	(000000-) Plate, Latch	1
▲	17 79647	(000000-) Angle	1
▲	18 79644	(000000-) Handle	1
▲	19 26565	(000000-) Knob,0.38-16,1.25Dia,Plastic	1
▲	20 79674	(000000-) Seal	1
▲	21 74074	(000000-) Adaptor Wldt, Vac Wand	1
▲	22 54009	(000000-) Hose&2Cuff Assy,Vinyl2.0ld10Ft	1
▲	23 54012	(000000-) Wand	1
▲	24 36158	(000000-) Clip Finger Grip	8
▲	25 42124	(000000-) Plug, Drain	1
▲	26 374012	(000000-) Chain, Jack, #12, 08.5l 11 Links	1
▲	27 26395-2	(000000-) Clamp-Cable, 0.38Dia 0.38Wth	1
▲	28 76286	(000000-) Adaptor Wldt, Vac Wand	1
▲	29 76338	(000000-) Bar, Prop	1
▲	30 70659	(000000-) Grip, Handle, Flat	2
▲	31 76406	(000000-) Label, Vac Wand	1

Fig. 24 - Side Brush Dust Control Kit

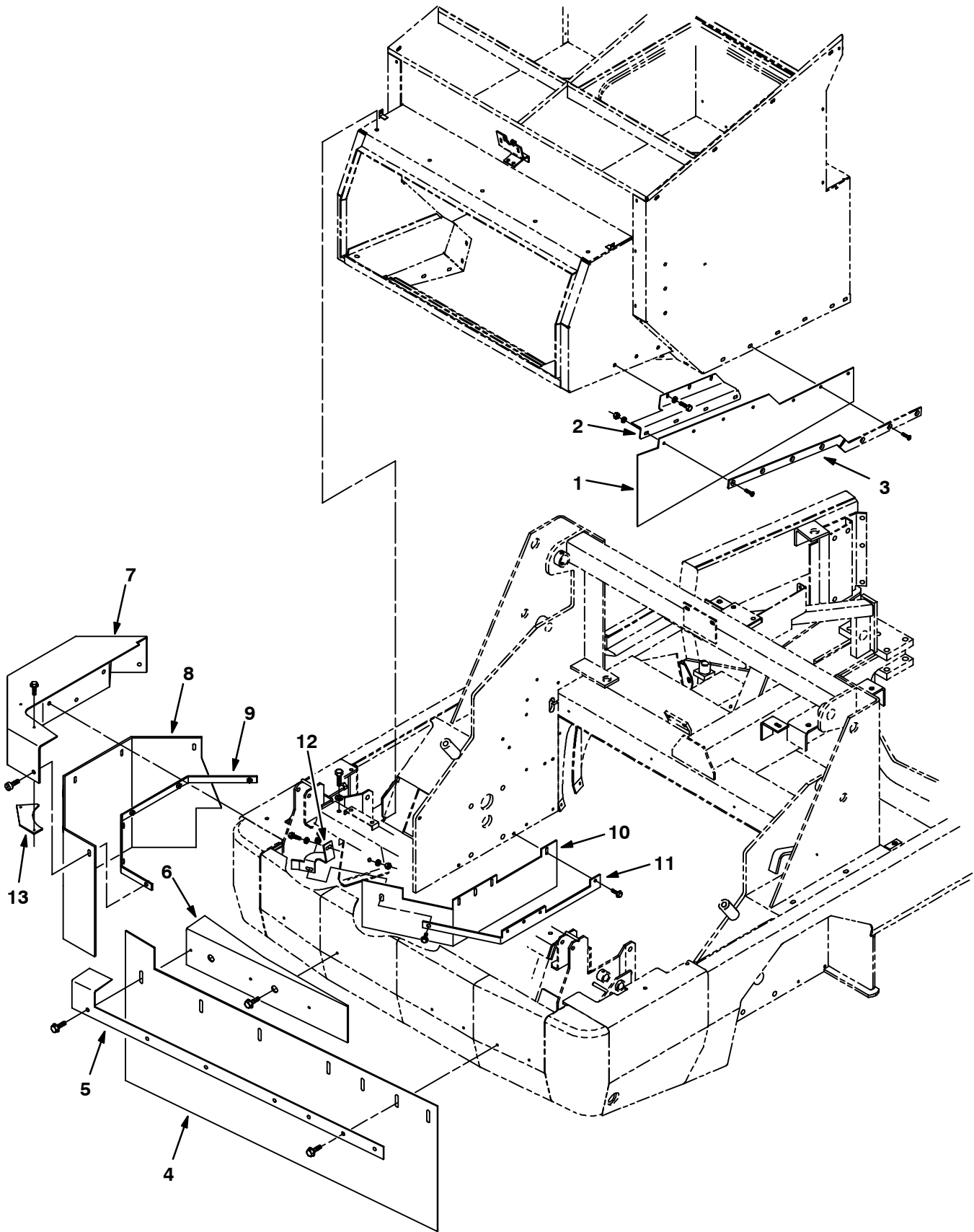


Fig. 24 - Side Brush Dust Control Kit

	Ref.	Tennant Part No.	Machine Serial Number	Description	Qty.
▽		76100	(000000-) Dust Control Kit, Side Brush	1
▲	1	76036	(000000-) Skirt, Deflection	1
▲	2	76030	(000000-) Bracket, Mounting, Skirt	1
▲	3	76038	(000000-) Strip, Retainer, Skirt	1
▲	4	75901	(000000-) Skirt, Cover, Sbdc	1
▲	5	76049	(000000-) Skirt, Retainer	1
▲	6	77759	(000000-) Bracket Wldt	1
▲	7	75989	(000000-) Plate Wldt, Skirt	1
▲	8	76069	(000000-) Skirt, Cover, Sbdc	1
▲	9	76055	(000000-) Plate, Retainer	1
▲	10	76074	(000000-) Skirt	1
▲	11	76081	(000000-) Skirt	1
▲	12	76084	(000000-) Bracket	1
▲	13	77755	(000000-) Plate	1

Fig. 25 - RFS Filter System Group

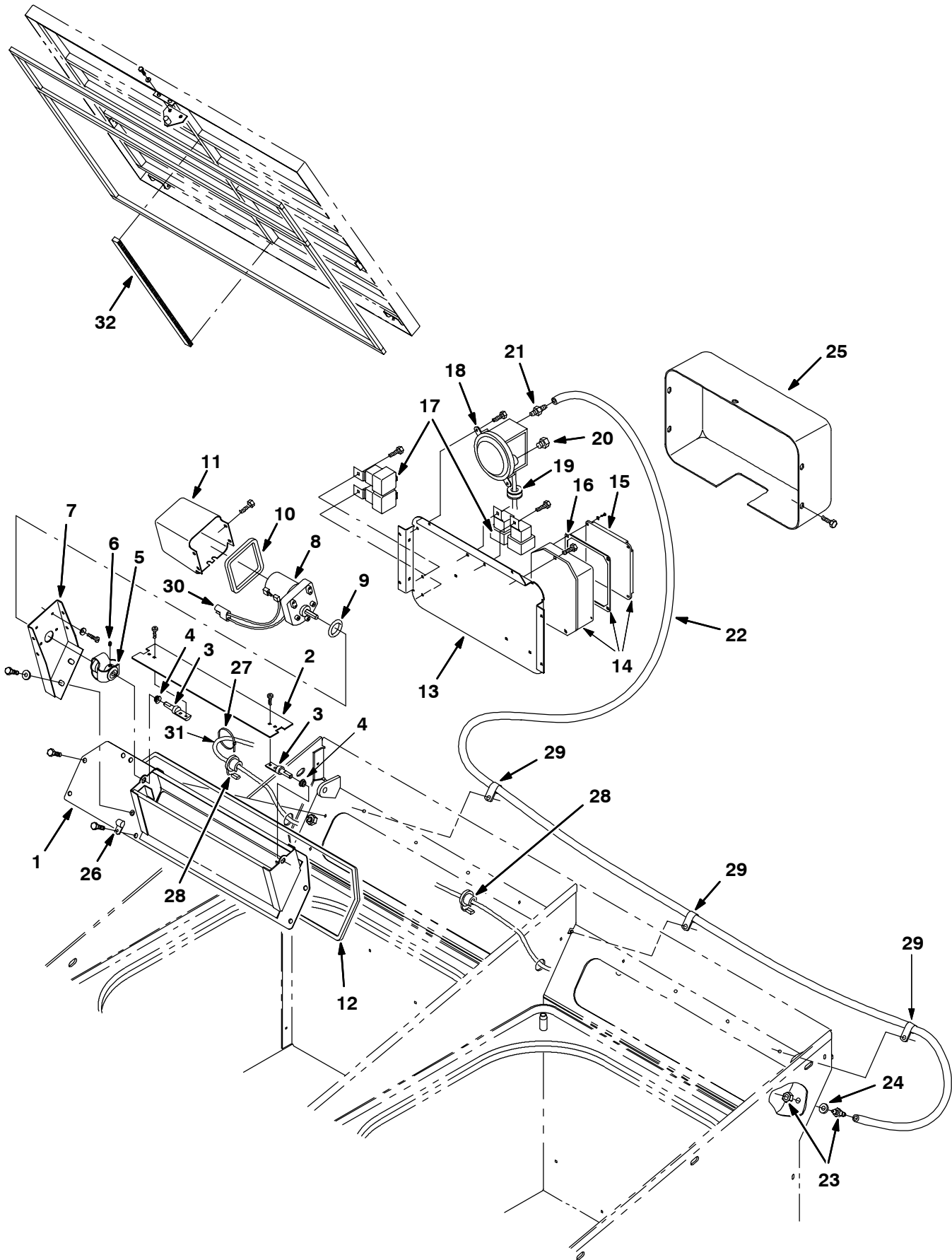


Fig. 25 - RFS Filter System Group

Ref.	Tennant Part No.	Machine Serial Number	Description	Qty.
▽	79174	(000000-) Rfs Kit	1
▲	1 79160	(000000-) Duct Wldt, Rfs	2
▲	2 79156	(000000-) Plate, Shutter	2
▲	3 79159	(000000-) Shaft, Pivot	4
▲	4 11747	(000000-) Bearing, Nylon	4
▲	5 79158	(000000-) Coupling	2
▲	6 20634	(000000-) Scr-Set 10-24X0.25 Nylon Loc	4
▲	7 79157	(000000-) Bracket, Mounting, Gearmotor	2
▲	8 79170	(000000-) Motor, Ele, Geared, 12Vdc	2
▲	9 79172	(000000-) Seal, O-Ring .787ldx.210Th	2
▲	10 79167	(000000-) Seal	2
▲	11 79155	(000000-) Cover, Motor	2
▲	12 79168	(000000-) Seal	2
▲	13 79177	(000000-) Plate, Mounting, Rfs Control	1
▲▽	14 79176	(000000-) Controller Assy, Rfs	1
▲▲	15 59954	(000000-) Cover, Housing, Electrical	1
▲▲	16 59921	(000000-) Gasket, Cover, Alum	1
▲	17 56186	(000000-) Relay, Shrouded, 12 Vdc	4
▲	18 75465	(000000-) Switch, Pressure	1
▲	19 10632-4	(000000-) Grommet,Rbr,0.62ld,For .06Matl	1
▲	20 82739	(000000-) Ftg, Breather	1
▲	21 40607	(000000-) Ftg,Brass,St Bm03/Pm02	1
▲	22 21301	(000000-) Hose, Vacuum, .16 ld X 76.0 Lg	1
▲	23 39923	(000000-) Ftg,Bulkhead-Barb Wh 1074X4	1
▲	24 43454	(000000-) Washer, .344B .69D .06Nylon	1
▲	25 79169	(000000-) Cover, Electrical	1
▲	26 40678	(000000-) Clamp,Cable .44D .62Wide	2
▲	27 49266	(000000-) Tie, Cable 1.75D Max 7.50Lg	12
▲	28 34864	(000000-) Strain,Relief	2
▲	29 46236	(000000-) Clamp-Cable, 0.25Dia 0.56Wth	3
▲	30 79025	(000000-) Harness, Motor, Duct	2
▲	31 79026	(000000-) Harness, Hopper, Rfs	1
▲	83706	(000000-) Harness, Rfs Jumper	1
▲	32 70851	(000000-) Seal, Urethane	1
▲	44961	(000000-) Tie, Cable 4.00 Max 14.50Lg	28
▲	23935	(000000-) Seal, Filter	2
▲	57809	(000000-) Breaker-Cicuit, 15 Resetable	2

Fig. 26 - AC Drain Hose Kit

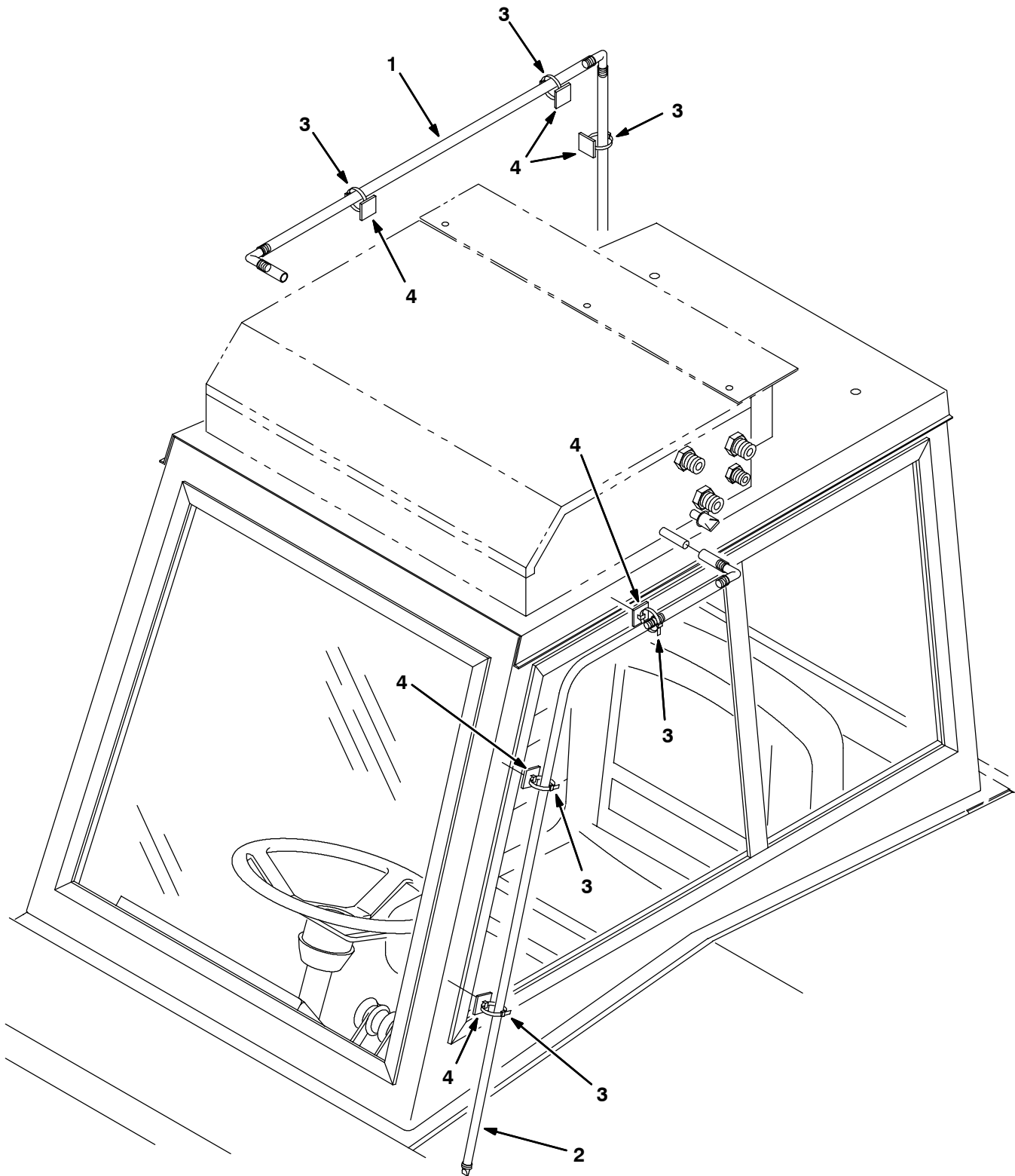


Fig. 26 - AC Drain Hose Kit

	Ref.	Tennant Part No.	Machine Serial Number	Description	Qty.
▽		374133	(004000-) Kit, Ci, Drain Hose, A/C	1
▲	1	374134	(004000-) Hose Assy, Drain, A/C	1
▲	2	374135	(004000-) Hose Assy, Drain, A/C	1
▲	3	49266	(004000-) Tie, Cable, Nyl, 07.3l .19w 1.8 Max D	10
▲	4	55248	(004000-) Mount, Cable Tie	10

Fig. 27 - Air Cleaner Group (Caterpillar)

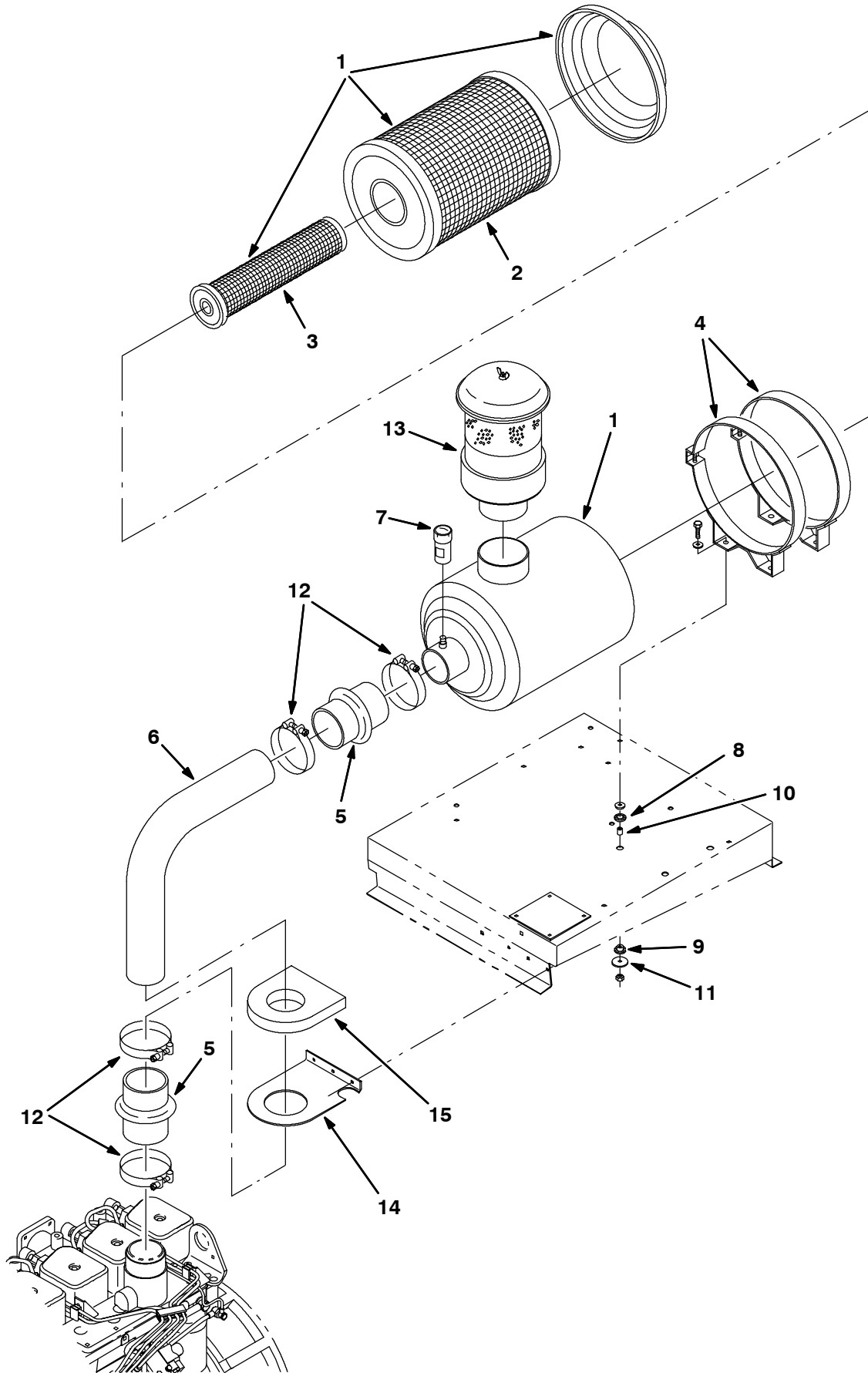
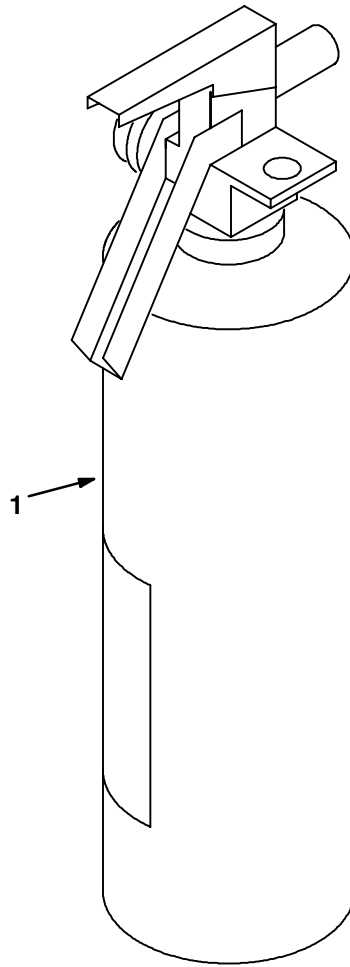


Fig. 27 - Air Cleaner Group (Caterpillar)

	Ref.	Tennant Part No.	Machine Serial Number	Description	Qty.
▽	1	310652	(000000-) Air Cleaner	1
▲	2	310653	(000000-) Element, Air Filter	1
▲	3	310654	(000000-) Element, Safety	1
▲	4	310655	(000000-) Mounting Bands	2
	5	310659	(000000-) Rubber Hump	2
	6	310649	(000000-) Tube, Intake, Cummins	1
	7	310660	(000000-) Indicator, Service Air Filter	1
	8	54527	(000000-) Ring, Rubber	4
	9	54528	(000000-) Bushing, Rubber	4
	10	03281	(000000-) Tube	4
	11	41178	(000000-) Washer, Fender	4
	12	310667	(000000-) Clamp, Spring and Screw	4
	13	SP02316	(000000-) Turbo Pre-cleaner	1
	14	310647	(000000-) Bracket, Hood Seal	1
	15	310670	(000000-) Insulation	1

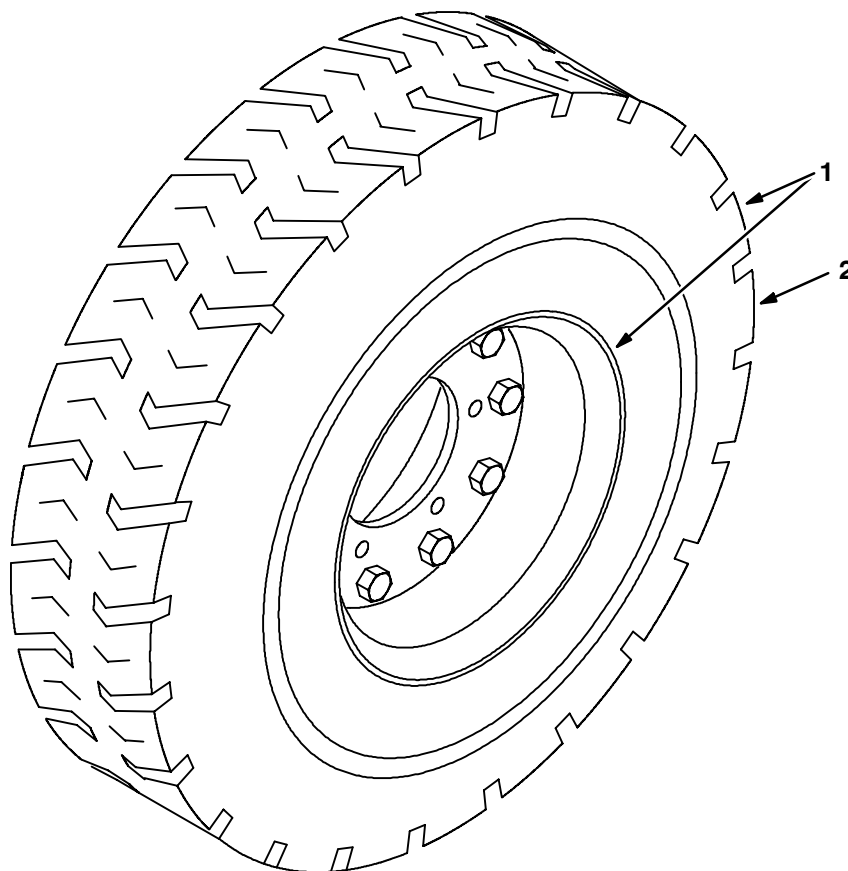
Fig. 28 - Fire Extinguisher Kit



07516 - JP, NA

	Ref.	Tennant Part No.	Machine Serial Number	Description	Qty.
▽		70692	(000000-) Extinguisher Kit Fire 800	1
▲	1	25312	(000000-) Extinguisher, Fire	

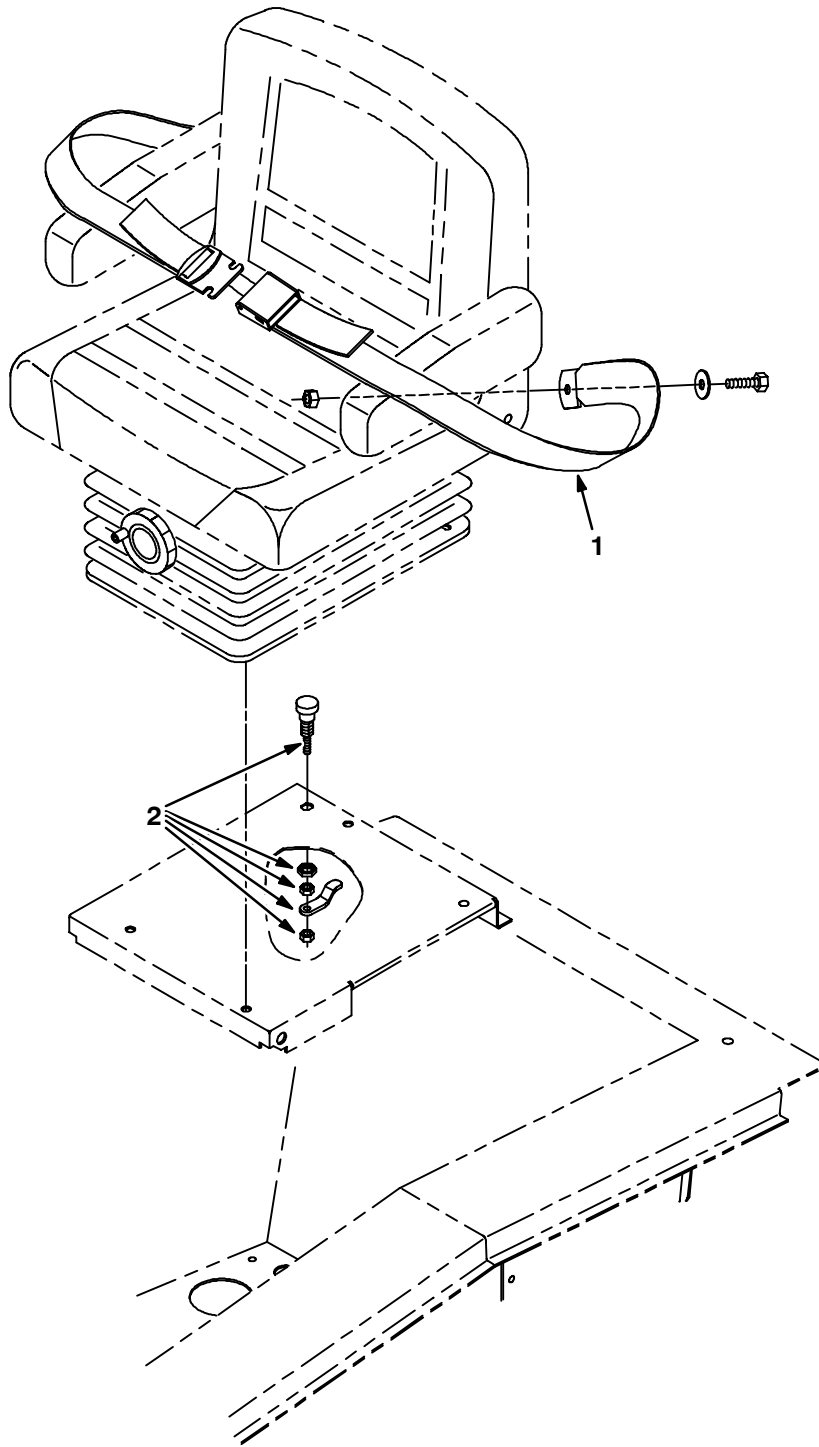
Fig. 29 - Solid Tire and Rim Assembly



07666 - ALL

	Ref.	Tennant Part No.	Machine Serial Number	Description	Qty.
▽	1	21671	(000000-) Tire and Rim Assy, Solid 6.5	1
▲	2	63228	(000000-) Tire, Solid	1


Fig. 30 - Seat Belt Kit



07674 - ALL

	Ref.	Tennant Part No.	Machine Serial Number	Description	Qty.
▽		70690	(000000-)	Seat Belt Kit	1
▲	1	30533	(000000-)	Belt, Seat	1
▲	2	87337	(000000-)	Latch, Door	1

Fig. 31 - Documentation Group



07501 - 800, D, NA

Ref.	Tennant Part No.	Machine Serial Number	Description	Qty.
1	311301	(000000-) Manual CD-Rom 800D Cummins	1

SECTION 4

Contents	Page
Fig. 1 - Hydraulic Gear Pump Breakdown, 310581	4-2
Fig. 2 - Hydraulic Motor Breakdown, 63426	4-4
Fig. 3 - Hydraulic Motor Breakdown, 22626	4-6
Fig. 4 - Hydraulic Motor Breakdown, 373464 ...	4-8
Fig. 5 - Hydraulic Motor Breakdown, 53434 ...	4-10
Fig. 6 - Hydraulic Motor Breakdown, 79781 ...	4-11
Fig. 7 - Hydraulic Motor Breakdown, 19117 ...	4-12
Fig. 8 - Hydraulic Motor Breakdown, 63542 ...	4-13
Fig. 9 - Hydraulic Steering Valve Breakdown, 65242	4-14
Fig. 10 - Hydraulic Solenoid Valve Breakdown, 84015	4-16
Fig. 11 - Hydraulic Solenoid Valve Breakdown, 84016	4-17
Fig. 12 - Hydraulic Valve Breakdown, 375563	4-18
Fig. 13 - Hydraulic Solenoid Valve Breakdown, 84014	4-20
Fig. 14 - Hydraulic Cylinder Breakdown, 53601	4-22
Fig. 15 - Hydraulic Cylinder Breakdown, 62975	4-23
Fig. 16 - Cab Assembly	4-24
Fig. 17 - Cab Door Assembly	4-26
Fig. 18 - Cab Insulation Group	4-28
Fig. 19 - Cab Wire Harness Group	4-30
Fig. 20 - AC Condenser Box Breakdown, 380625	4-31
Fig. 21 - AC and Heater Box Breakdown, 380613	4-32
Fig. 22 - Heater Box Breakdown, 380614	4-34
Fig. 23 - Right Hand (Rh) Brake Assy, 77790 ..	4-36
Fig. 24 - Left Hand (L.h.) Brake Assy, 77770 ...	4-38

Fig. 1 - Hydraulic Gear Pump Breakdown, 310581

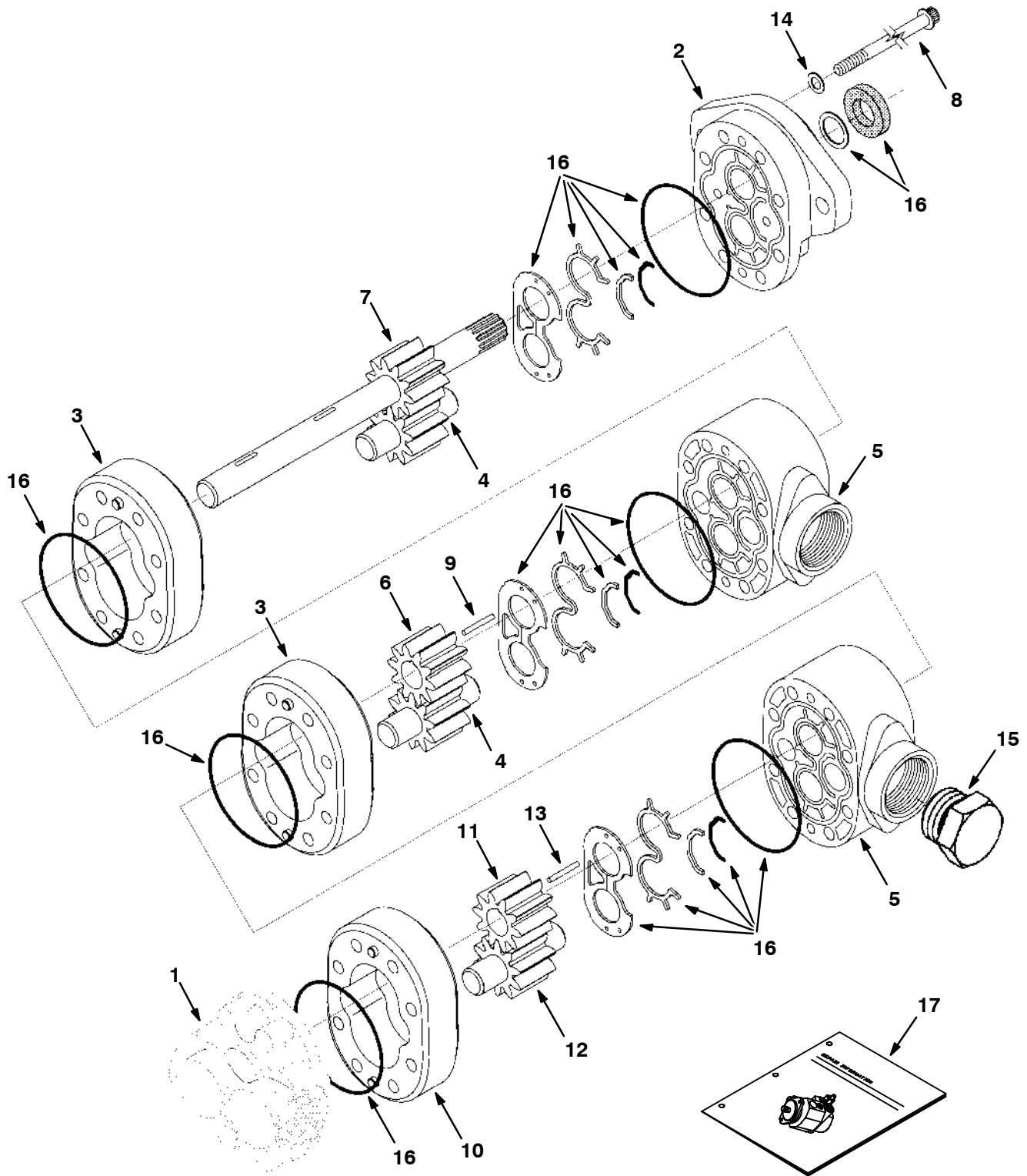


Fig. 1 - Hydraulic Gear Pump Breakdown, 310581

	Ref.	Tennant Part No.	Machine Serial Number	Description	Qty.
▽		310581	(000000-) Pump, Hyd	1
▲	1	58242	(000000-) Plate, Back	1
▲	2	74149	(000000-) Plate, Front	1
▲	3	74150	(000000-) Body Assy	2
▲	4	74151	(000000-) Gear, Idler	2
▲	5	74152	(000000-) Plate, Adapter	2
▲	6	74148	(000000-) Gear, Slip Fit	1
▲	7	65226	(000000-) Drive Gear Assembly	1
▲	8	74154	(000000-) Screw, Cap	8
▲	9	74160	(000000-) Key, Round	1
▲	10	74157	(000000-) Body Assembly	1
▲	11	74153	(000000-) Gear	1
▲	12	74158	(000000-) Gear, Idler	1
▲	13	74156	(000000-) Key, Round	1
▲	14	74159	(000000-) Washer	4
▲	15	74161	(000000-) Plug, O-ring	1
▲	16	59305	(000000-) Kit, Seal, Hyd, Pump	1
	17	763483	(000000-) Repair Info, Pump	1

Fig. 2 - Hydraulic Motor Breakdown, 63426

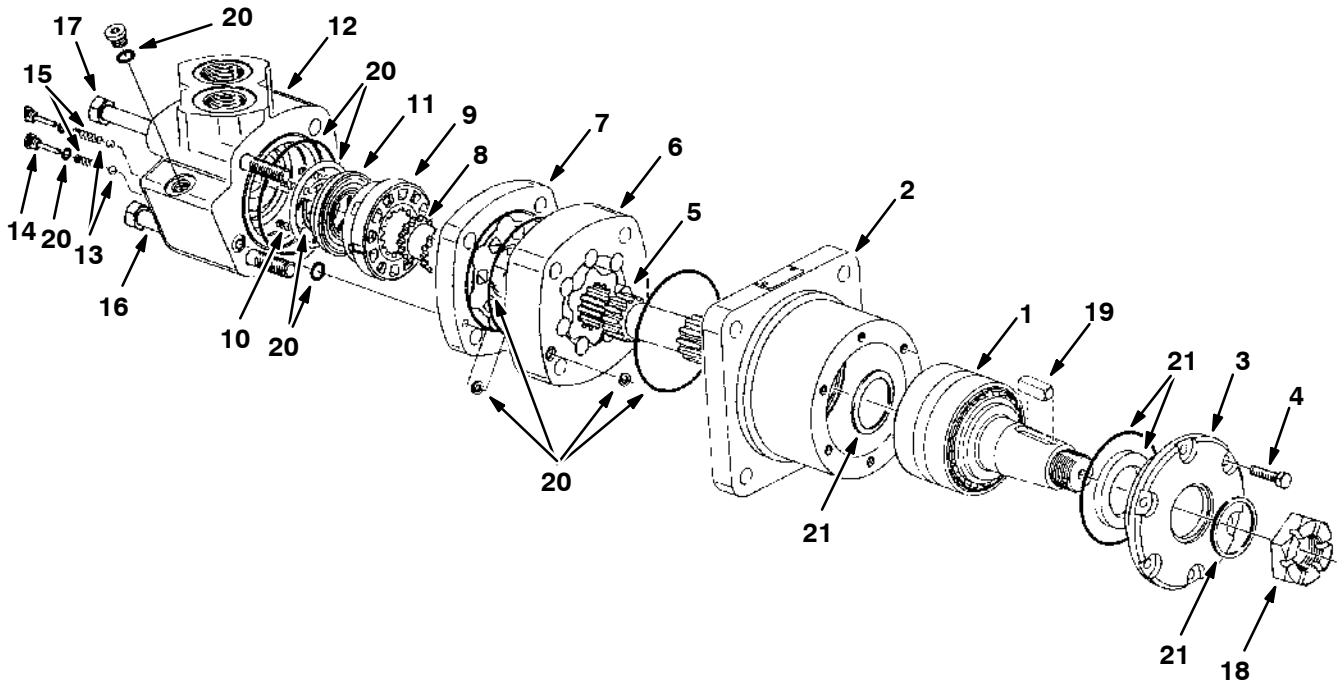


Fig. 2 - Hydraulic Motor Breakdown, 63426

	Ref.	Tenant Part No.	Manufacturer Serial Number	Description	Qty.
▽		63426	(000000-) Motor, Propelling	1
▲	1	34180	(000000-) Shaft and Brg	1
▲	2	74132	(000000-) Housing, Brg	1
▲	3	74133	(000000-) Retainer, Frt	1
▲	4	37943	(000000-) Bolt	6
▲	5	34181	(000000-) Drive	1
▲	6	34182	(000000-) Gerotor Set	1
▲	7	34184	(000000-) Valve Plate	1
▲	8	34183	(000000-) Drive, Valve	1
▲	9	34185	(000000-) Valve	1
▲	10	34178	(000000-) Spring	3
▲	11	37723	(000000-) Plate	1
▲	12	74134	(000000-) Housing Assy	1
▲	13	37766	(000000-) Ball	2
▲	14	74137	(000000-) Plug Assembly	2
▲	15	34179	(000000-) Spring	2
▲	16	74135	(000000-) Screw, Cap	2
▲	17	74136	(000000-) Screw, Cap	2
▲	18	45622	(000000-) Nut	1
▲	19	45623	(000000-) Key	1
▲	20	40380	(000000-) Seal Kit, Motor	1
▲	21	65227	(000000-) Seal Kit, Shaft	1

Fig. 3 - Hydraulic Motor Breakdown, 22626

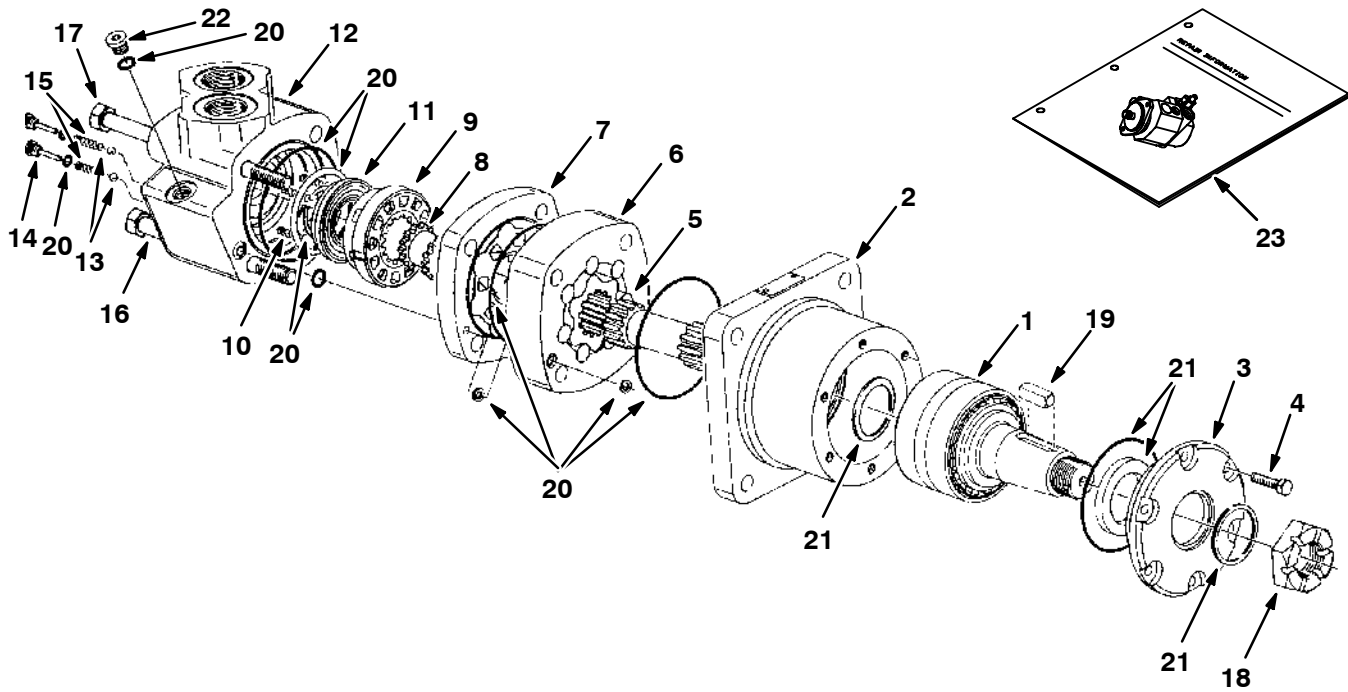


Fig. 3 - Hydraulic Motor Breakdown, 22626

Ref.	Tenant Part No.	Manufacturer Serial Number	Description	Qty.
▽	22626	(000000-) Motor, Propelling	1
▲	1 22629	(000000-) Shaft and Brg	1
▲	2 22630	(000000-) Housing, Brg	1
▲	3 22636	(000000-) Retainer, Frt	1
▲	4 37943	(000000-) Bolt	6
▲	5 34181	(000000-) Drive	1
▲	6 74214	(000000-) Gerotor Set	1
▲	7 34184	(000000-) Valve Plate	1
▲	8 34183	(000000-) Drive, Valve	1
▲	9 34185	(000000-) Valve	1
▲	10 34178	(000000-) Spring	3
▲	11 37723	(000000-) Plate	1
▲	12 74134	(000000-) Housing Assy	1
▲	13 37766	(000000-) Ball	2
▲	14 74137	(000000-) Plug Assembly	2
▲	15 34179	(000000-) Spring	2
▲	16 74135	(000000-) Screw, Cap	2
▲	17 74136	(000000-) Screw, Cap	2
▲	18 45622	(000000-) Nut	1
▲	19 45623	(000000-) Key	1
▲	20 22646	(000000-) Seal Kit, Motor	1
▲	21 22645	(000000-) Seal Kit, Shaft	1
▲	74220	(000000-) Seal Kit, Rear	1
▲	22 74098	(000000-) Plug, O-Ring	1
▲	23 74246	(000000-) Repair Info, Motor	1

Fig. 4 - Hydraulic Motor Breakdown, 373464

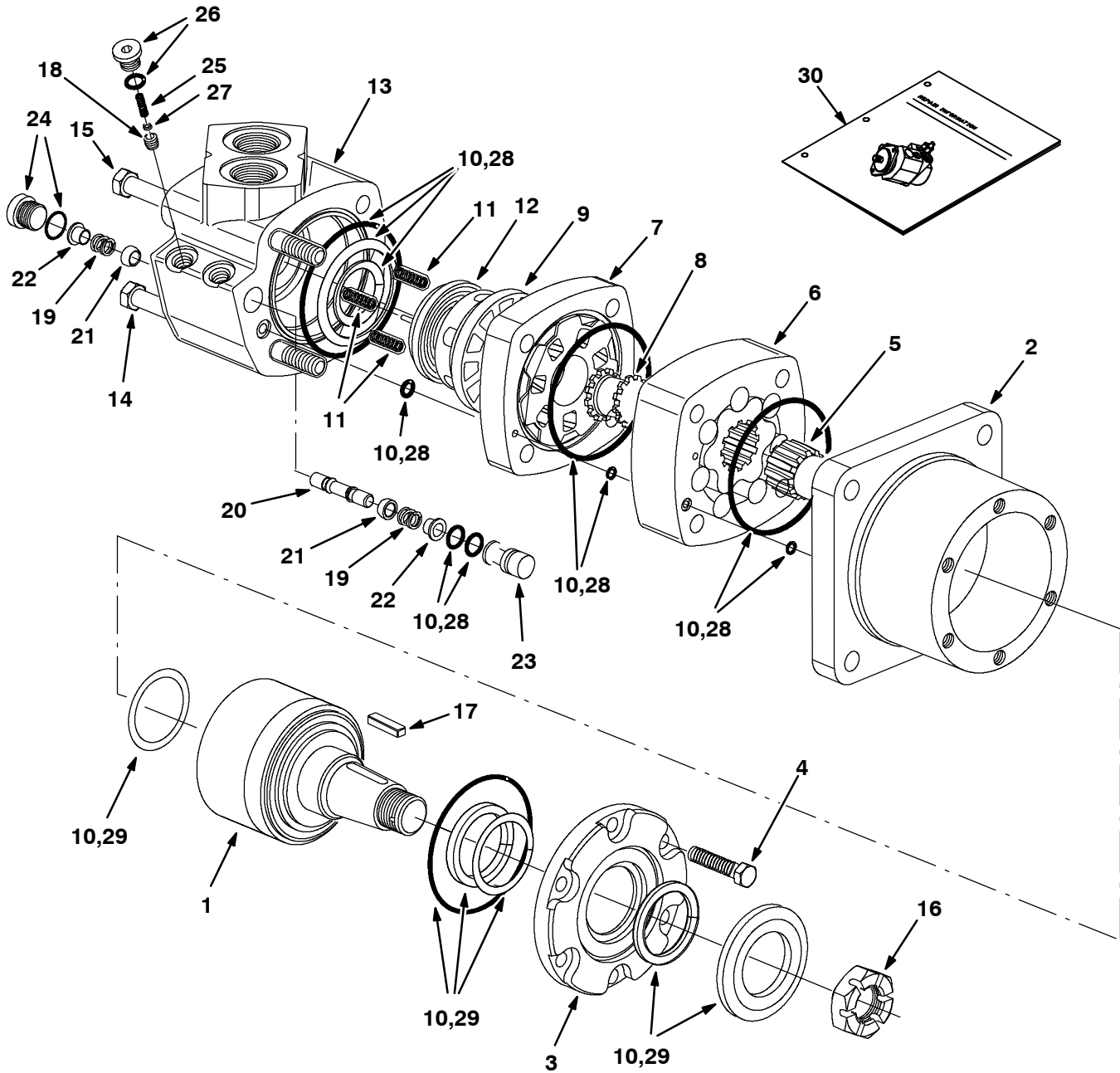
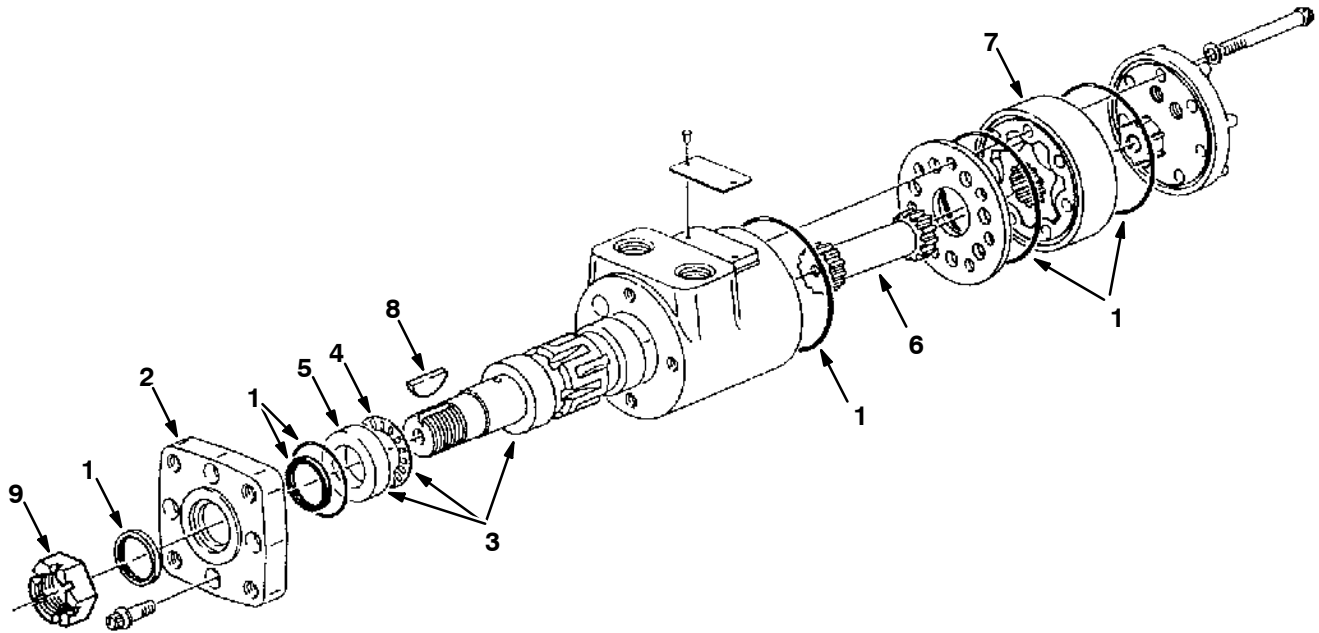


Fig. 4 - Hydraulic Motor Breakdown, 373464

Ref.	Tennant Part No.	Manufacturer Serial Number	Description	Qty.
▽	373464	(000000-) Motor, Hyd, Gear, [In] 29.9 B 3000	1
▲	1 22629	(000000-) Shaft, Motor, Hyd	1
▲	2 22630	(000000-) Housing, Bearing, Motor, Hyd	1
▲	3 22636	(000000-) Retainer, Front, Motor, Hyd	1
▲	4 37943	(000000-) Bolt, Motor, Hyd	6
▲	5 34181	(000000-) Drive, Motor, Hyd	1
▲	6 74214	(000000-) Geroler Set, Motor, Hyd	1
▲	7 34184	(000000-) Plate, Valve, Motor, Hyd	1
▲	8 34183	(000000-) Valve, Drive, Motor, Hyd	1
▲	9 373541	(000000-) Valve	1
▲	10 22646	(000000-) Kit, Seal, Motor, Hyd	1
▲	11 34178	(000000-) Spring, Motor, Hyd	3
▲	12 37723	(000000-) Plate, Motor, Hyd	1
▲	13 373549	(000000-) Housing, Valve	1
▲	14 74135	(000000-) Screw, Cap, Motor, Hyd	2
▲	15 74136	(000000-) Screw, Cap, Motor, Hyd	2
▲	16 45622	(000000-) Nut, Motor, Hyd	1
▲	17 45623	(000000-) Key, Motor, Hyd	1
▲	18 373542	(000000-) Poppet	1
▲	19 373291	(000000-) Spring	2
▲	20 373543	(000000-) Piston	1
▲	21 373226	(000000-) Poppet, Pump, Hyd, Gear	2
▲	22 373236	(000000-) Sleeve, Dashpo, Pump, Hyd, Gear	2
▲	23 373544	(000000-) Plug	1
▲	24 373545	(000000-) Plug Assy	1
▲	25 373546	(000000-) Spring	1
▲	26 373547	(000000-) Plug Assy	1
▲	27 373548	(000000-) Shim	1
▲	28 74220	(000000-) Kit, Seal, Hyd, Motor	1
▲	29 22645	(000000-) Kit, Seal, Motor, Hyd	1
	30 74246	(000000-) Repair Info,Mtr Cl	1

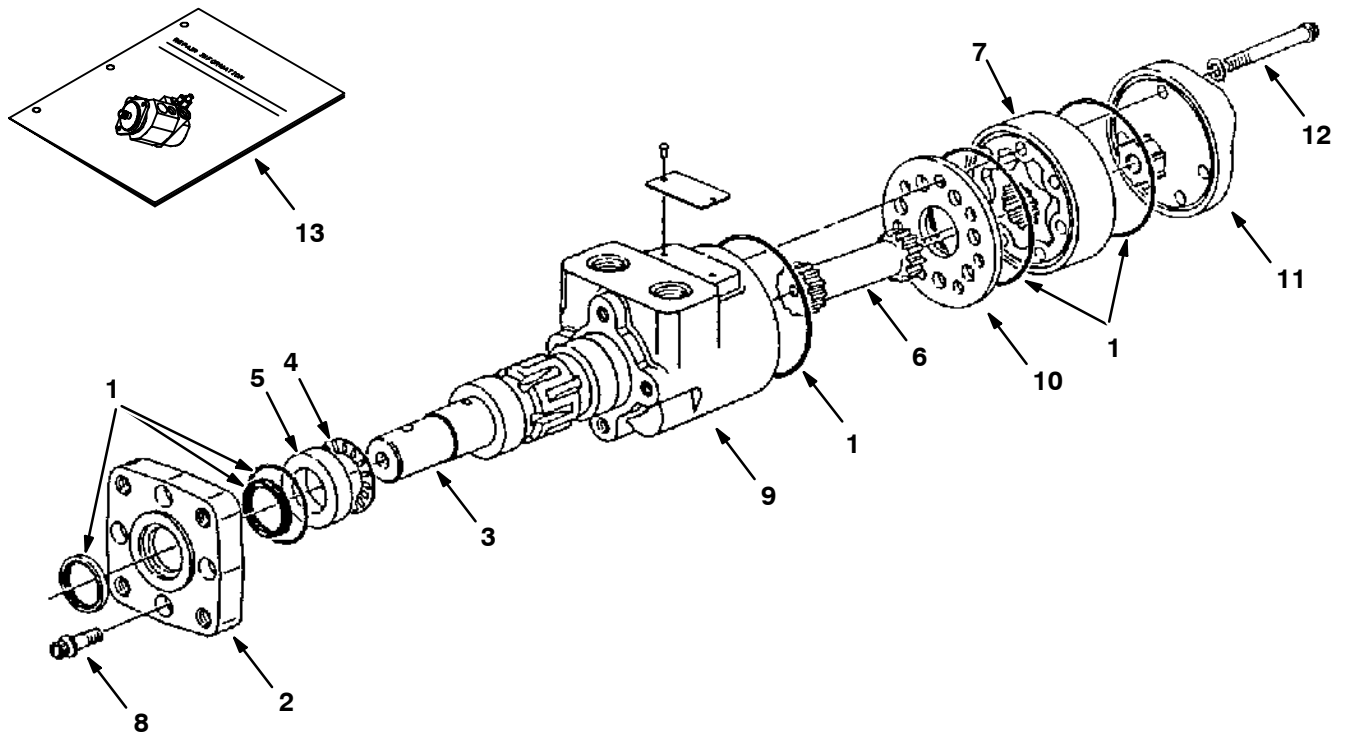
Fig. 5 - Hydraulic Motor Breakdown, 53434



05348 - ALL

Ref.	Tennant Part No.	Manufacturer Serial Number	Description	Qty.
▽	53434	(000000-) Motor, Hydraulic	1
▲	1	61490 (000000-) Seal Kit	1
▲	2	31354 (000000-) Flange, Mounting	1
▲▽	3	58278 (000000-) Output Shaft Assembly	1
▲▲	4	45628 (000000-) Bearing	1
▲▲	5	16695 (000000-) Race, Thrust	1
▲	6	34176 (000000-) Drive	1
▲	7	58270 (000000-) Gerotor Set	1
▲	8	00500-15 (000000-) Key, Woodruff	1
▲	9	39527 (000000-) Nut, Slotted Hex	1

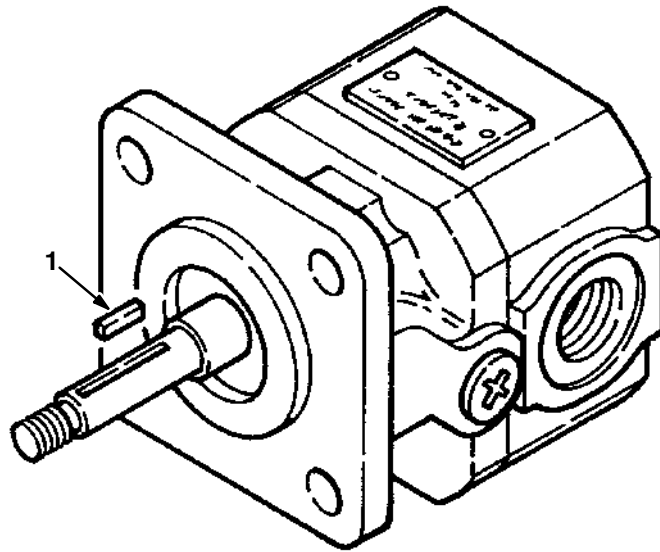
Fig. 6 - Hydraulic Motor Breakdown, 79781



07716,09670 - ALL

Ref.	Tennant Part No.	Manufacturer Serial Number	Description	Qty.
▽	79781	(000000-) Motor, Hydraulic	1
▲	1 61490	(000000-) Seal Kit	1
▲	2 79782	(000000-) Flange, Mounting	1
▲	3 16694	(000000-) Shaft	1
▲	4 45628	(000000-) Bearing Thrust	1
▲	5 16695	(000000-) Race, Thrust	1
▲	6 31380	(000000-) Drive	1
▲	7 31385	(000000-) Gerotor Set	1
▲	8 37555	(000000-) Screw	4
▲	9 74100	(000000-) Housing	1
▲	10 74094	(000000-) Spacer Plate	1
▲	11 74101	(000000-) End Cap	1
▲	12 65232	(000000-) Cap Screw	5
▲	13 74250	(000000-) Repair Info, Motor	1

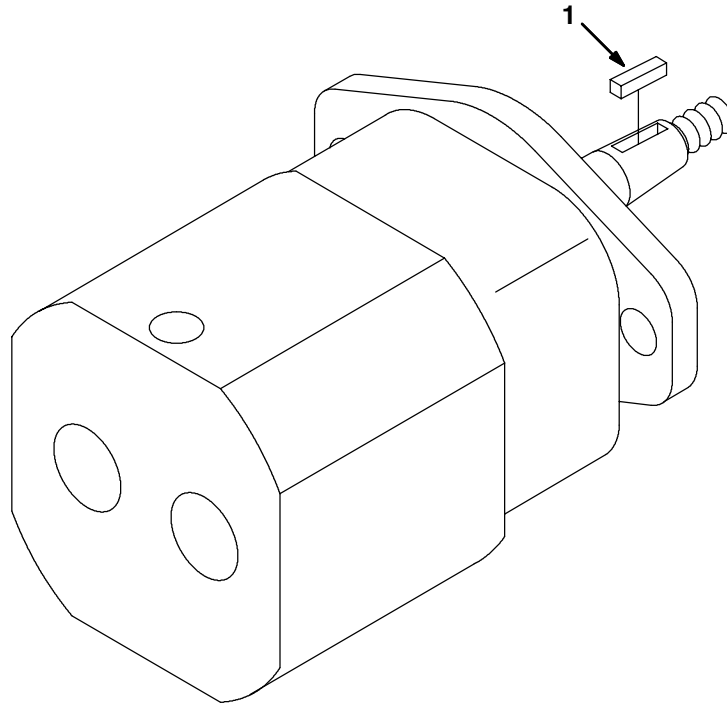
Fig. 7 - Hydraulic Motor Breakdown, 19117



05190 - ALL

	Ref.	Tennant Part No.	Manufacturer Serial Number	Description	Qty.
▽		19117	(000000-) Motor, Hydraulic	1
▲	1	00954	(000000-) Key	1
▲		74233	(000000-) Seal Kit	1

Fig. 8 - Hydraulic Motor Breakdown, 63542



10556 - ALL

	Ref.	Tennant Part No.	Manufacturer Serial Number	Description	Qty.
▽		63542	(000000-) Motor, Hydraulic	1
▲	1	00960	(000000-) Key, Square 0.12 0.12 00.50 LG	1
▲		74233	(000000-) Seal Kit, Hyd Mtr Gear	1

Fig. 9 - Hydraulic Steering Valve Breakdown, 65242

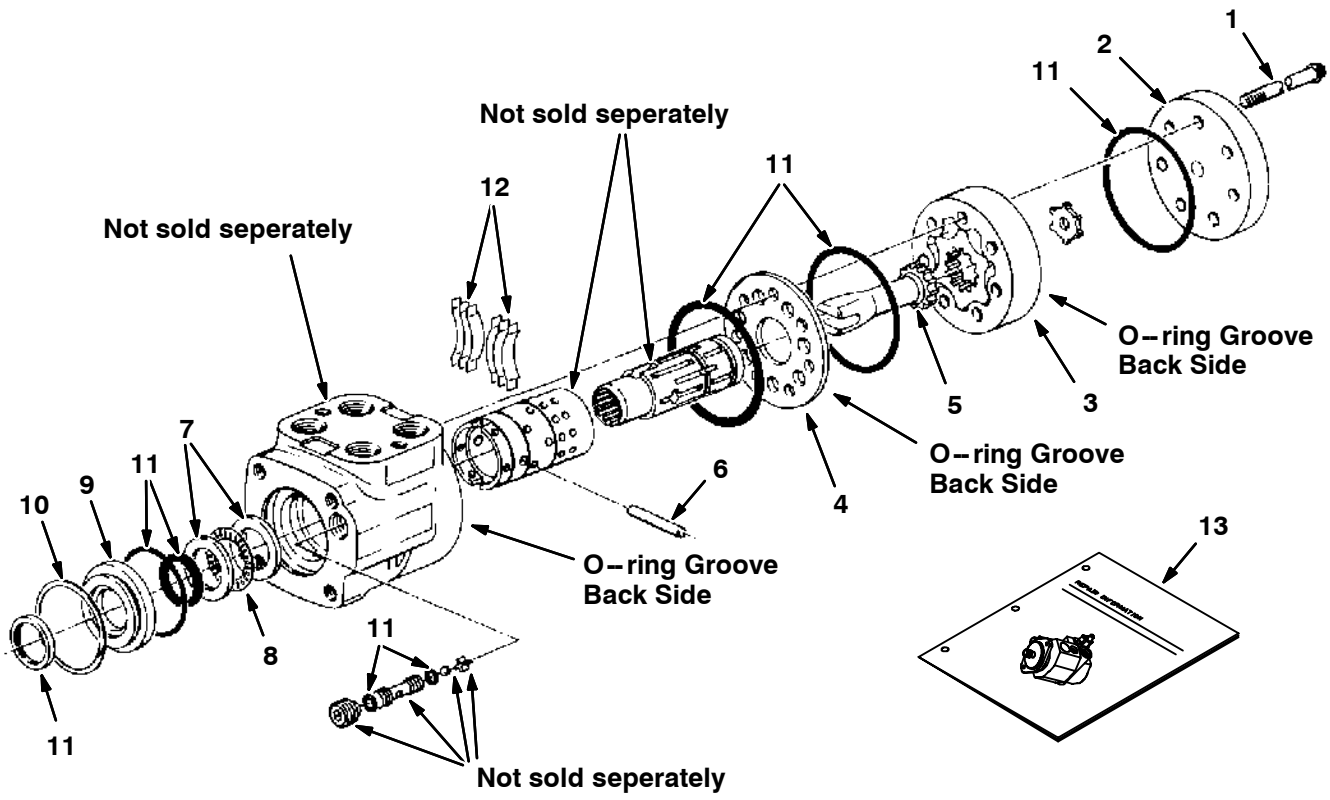
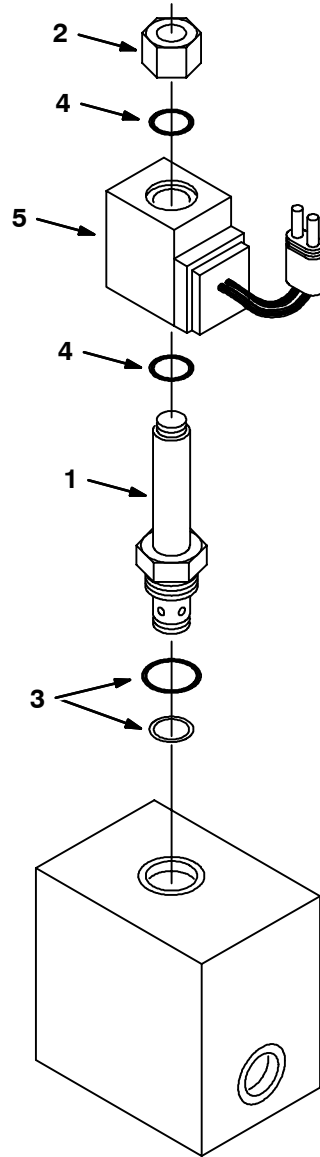


Fig. 9 - Hydraulic Steering Valve Breakdown, 65242

	Ref.	Tennant Part No.	Manufacturer Serial Number	Description	Qty.
▽		65242	(000000-) Steer Control Hyd#4 04.5 1300	1
▲	1	74174	(000000-) Cap, Screw	6
▲	2	74194	(000000-) Cap, End	1
▲	3	65235	(000000-) Gerotor Set Cl	1
▲	4	74182	(000000-) Plate, Wear	1
▲	5	58596	(000000-) Drive	1
▲	6	74218	(000000-) Pin	1
▲	7	74109	(000000-) Race, Bearing	2
▲	8	74110	(000000-) Bearing, Needle	1
▲	9	74112	(000000-) Bushing, Seal	1
▲	10	74111	(000000-) Ring, Retainer	1
▲	11	74190	(000000-) Seal Kit, Scu	1
▲	12	74195	(000000-) Spring Kit	1
	13	74251	(000000-) Repair Info,Scu Cl	1

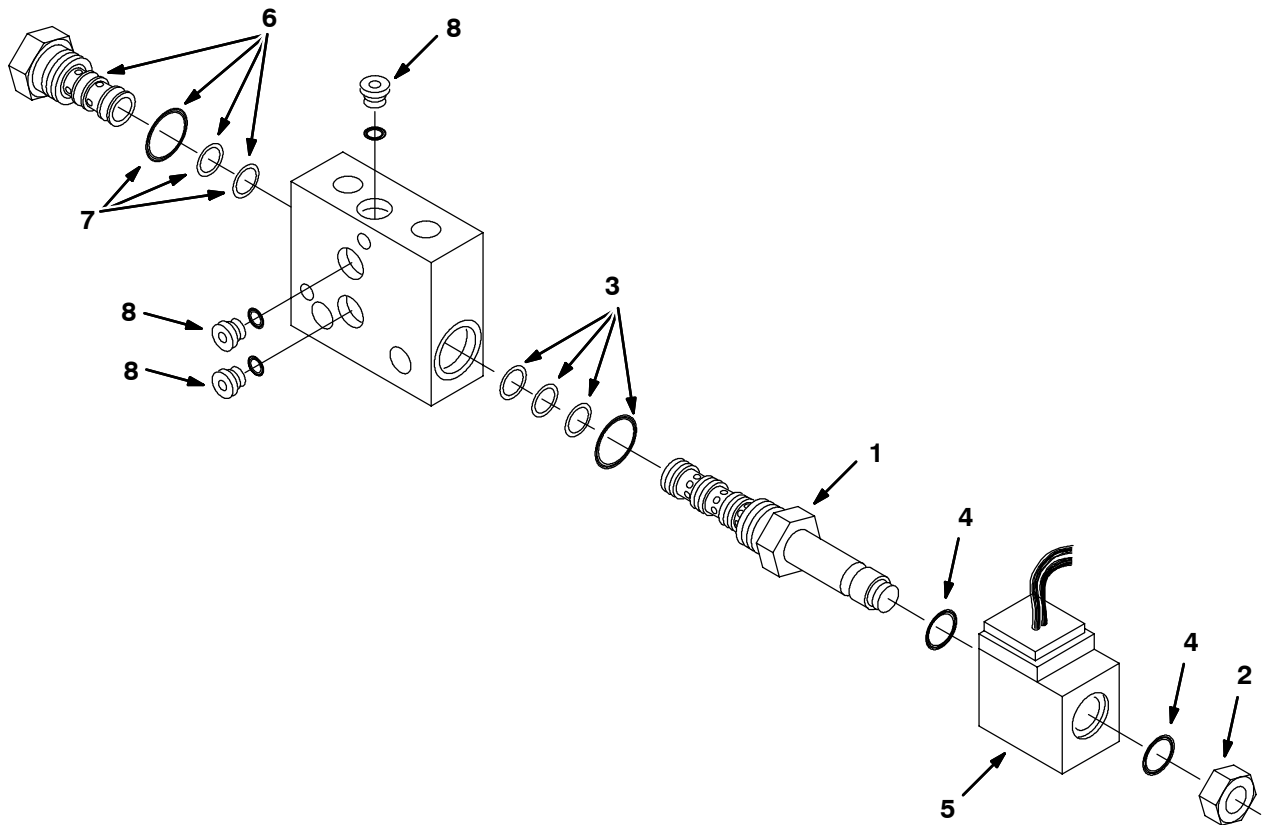
Fig. 10 - Hydraulic Solenoid Valve Breakdown, 84015



07639 - ALL

Ref.	Tennant Part No.	Manufacturer Serial Number	Description	Qty.
▽	84015	(000000-) Valve - Hyd., Solenoid	1
▲▽	1 79739	(000000-) Valve Stem, N.D.	1
▲▲	2 79731	(000000-) Nut, Cart., LNG.	1
▲▲	3 79711	(000000-) Seal Kit, Cart.	1
▲▲	4 79740	(000000-) Seal Kit, Coil	1
▲	5 21917	(000000-) Coil, 12V W/Var	1

Fig. 11 - Hydraulic Solenoid Valve Breakdown, 84016



10499 - ALL

Ref.	Tennant Part No.	Manufacturer Serial Number	Description	Qty.
▽	84016	(000000-) Valve, Hyd Control Solenoid	1
▲▽	1 79719	(000000-) Valve Stem 4W2P	1
▲▲	2 79728	(000000-) Nut, Cart., Sht	1
▲▲	3 79711	(000000-) Seal Kit, Cart	1
▲▲	4 79740	(000000-) Seal Kit, Coil	1
▲	5 21917	(000000-) Coil, 12V W/Var	1
▲▽	6 74145	(000000-) Cart, Pilot Cntr	1
▲▲	7 79711	(000000-) Seal Kit, Cart	1
▲	8 13902	(000000-) Plug, #2 O-Ring	3

Fig. 12 - Hydraulic Valve Breakdown, 375563

CONTROL VALVE	
Spool #1	Hopper Lift
Spool #2	Hopper Dump
Spool #3	Hopper Door

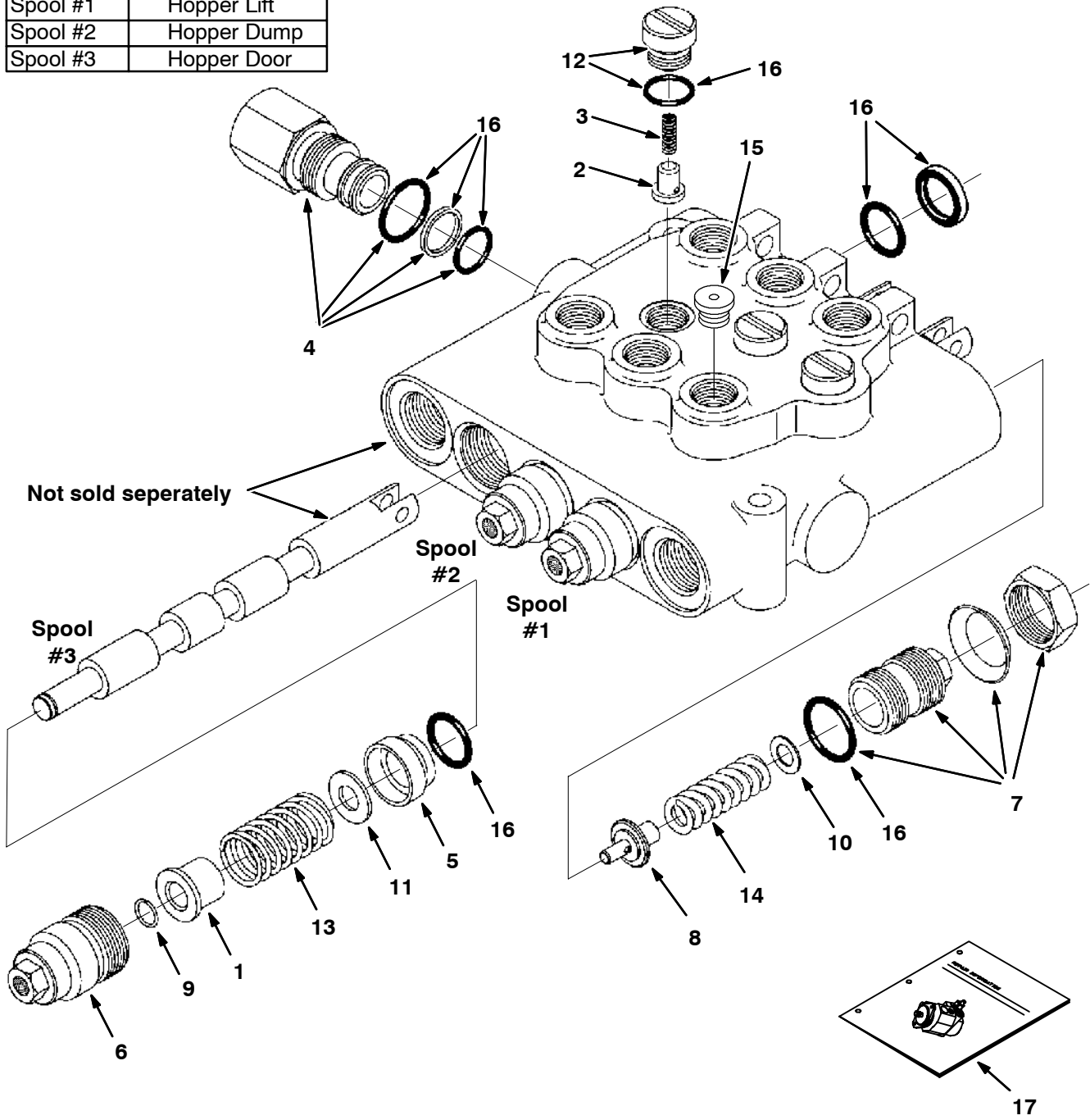


Fig. 12 - Hydraulic Valve Breakdown, 375563

Ref.	Tenant Part No.	Manufacturer Serial Number	Description	Qty.
▽	375563	(000000-) Valve, Hyd Control Man	1
▲	1 79822	(000000-) Spacer En	3
▲	2 79786	(000000-) Plunger En	3
▲	3 79787	(000000-) Spring En	3
▲	4 79823	(000000-) Plug Assy,Byd En	1
▲	5 79788	(000000-) Bushing En	3
▲	6 79789	(000000-) Cap Assembly En	3
▲	7 79790	(000000-) Plug Assembly En	1
▲	8 79791	(000000-) Poppet En	1
▲	9 79792	(000000-) Retaining Rng En	3
▲	10 79793	(000000-) Shim .035 Thk En	1
▲	10 79798	(000000-) Shim .015 Thk En	1
▲	10 79799	(000000-) Shim .010 Thk En	1
▲	11 79794	(000000-) Washer En	3
▲	12 79795	(000000-) Plug & O-Ring En	3
▲	13 79824	(000000-) Spring En	3
▲	14 79797	(000000-) Spring En	1
▲	15 13904	(000000-) Plug Gage #6	1
▲	16 79812	(000000-) Seal Kit, Vlv En	1
▲	17 79820	(000000-) Instr. Valve Repair Info	1

Fig. 13 - Hydraulic Solenoid Valve Breakdown, 84014

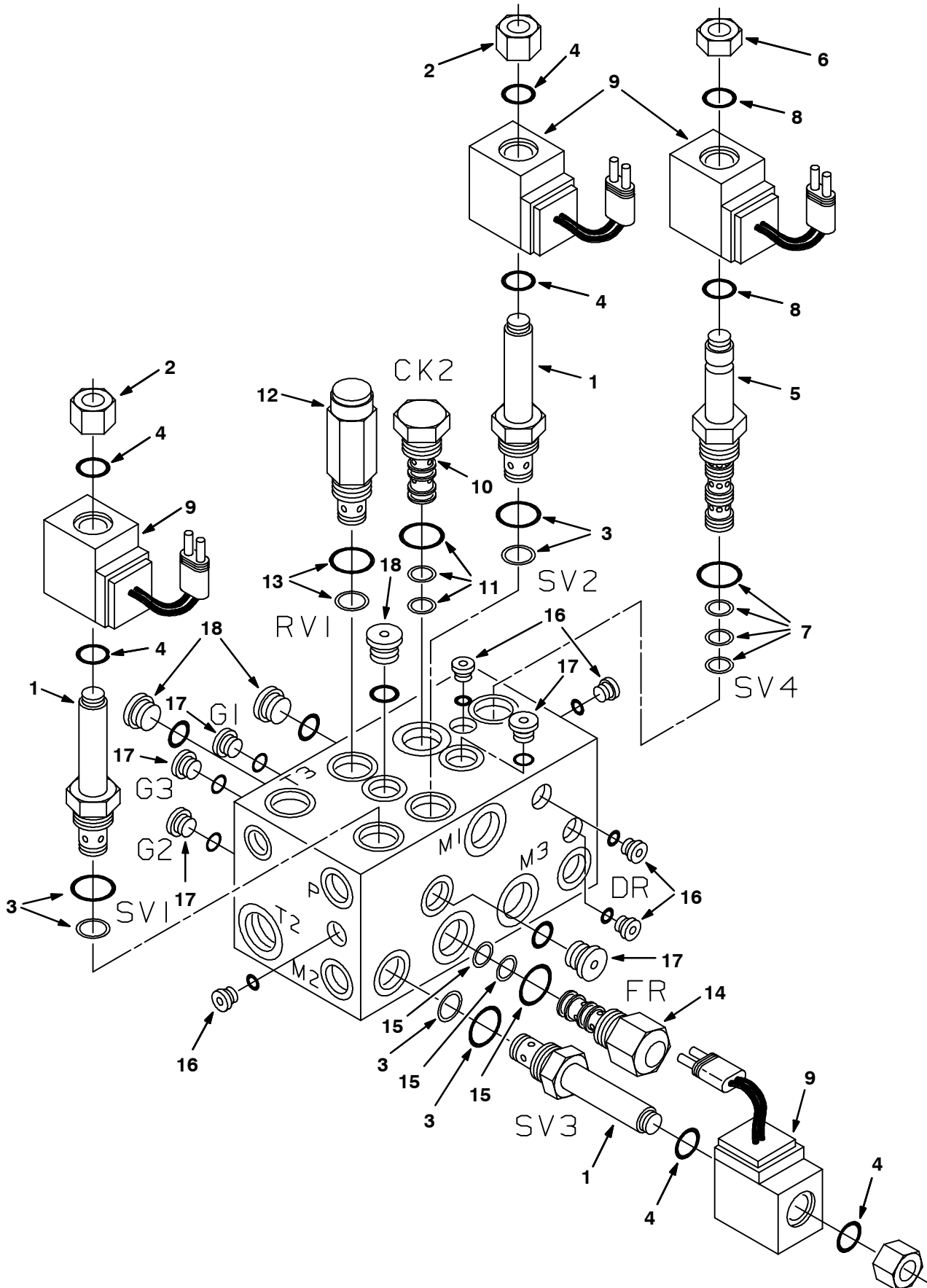
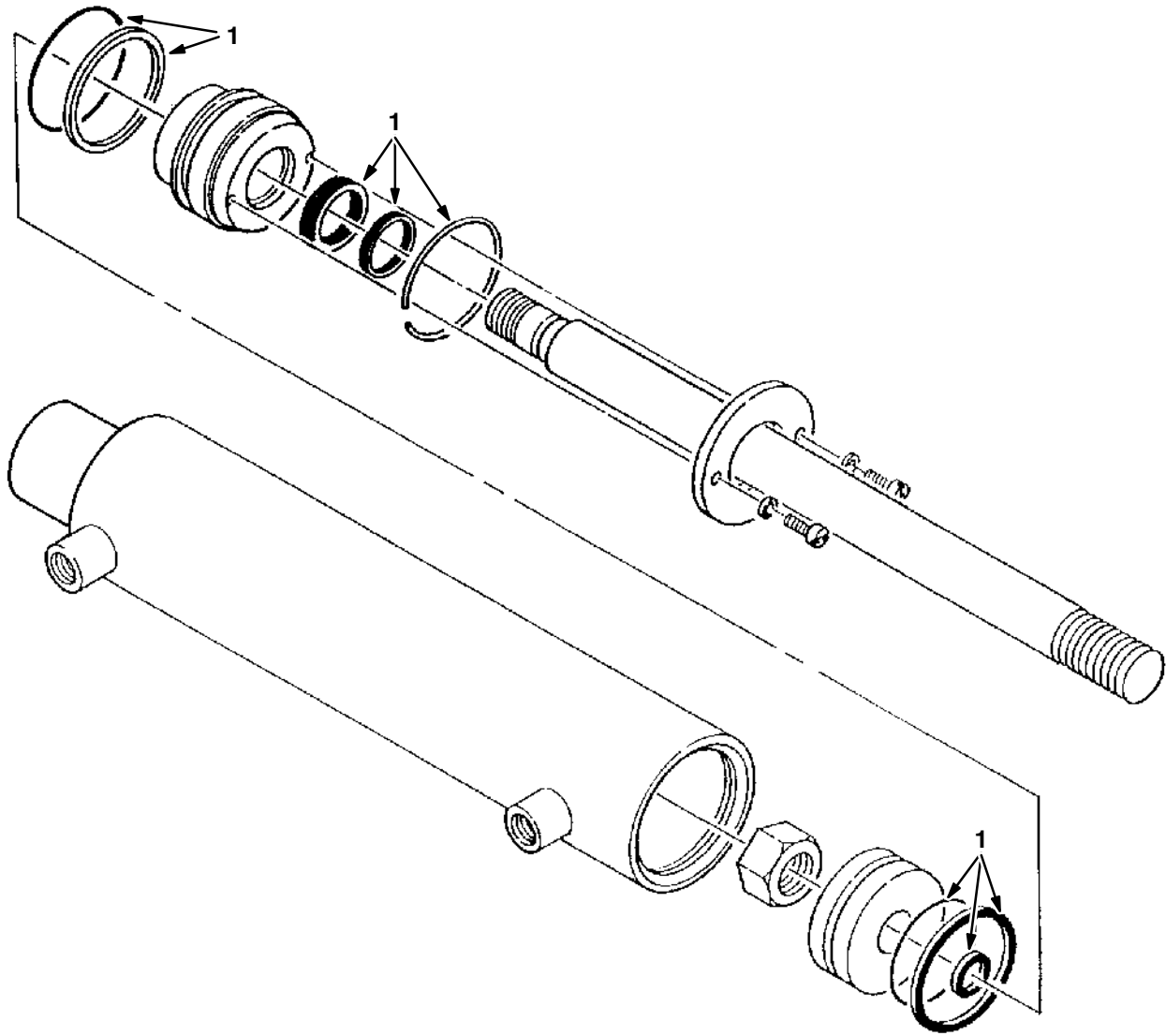


Fig. 13 - Hydraulic Solenoid Valve Breakdown, 84014

	Ref.	Tenant Part No.	Manufacturer Serial Number	Description	Qty.
▽		84014	(000000-) Valve, Hyd Control Solenoid	1
▲▽	1	79739	(000000-) Valve Stem N.O. CP	3
▲▲	2	79731	(000000-) Nut, Cart., LNG CP	1
▲▲	3	79711	(000000-) Seal Kit, Cart CP	1
▲▲	4	79740	(000000-) Seal Kit, Coil CP	1
▲▽	5	79719	(000000-) Valve Stem 4W2P CP	1
▲▲	6	79728	(000000-) Nut, Cart., SHT CP	1
▲▲	7	79711	(000000-) Seal Kit, Cart CP	1
▲▲	8	79740	(000000-) Seal Kit, Coil CP	1
▲	9	21917	(000000-) Coil 12V w/Var CP	4
▲▽	10	74146	(000000-) Cart, Check Valve CP	1
▲▲	11	79711	(000000-) Seal Kit, Cart CP	1
▲▽	12	65240	(000000-) Cart, PSI CN CP	1
▲▲	13	79711	(000000-) Seal Kit, Cart CP	1
▲▽	14	74268	(000000-) Cart Flow Control CP	1
▲▲	15	79711	(000000-) Seal Kit, Cart CP	1
▲	16	13902	(000000-) Plug #2	6
▲	17	74098	(000000-) Plug Gage #4	5
▲	18	13904	(000000-) Plug Gage #6	3

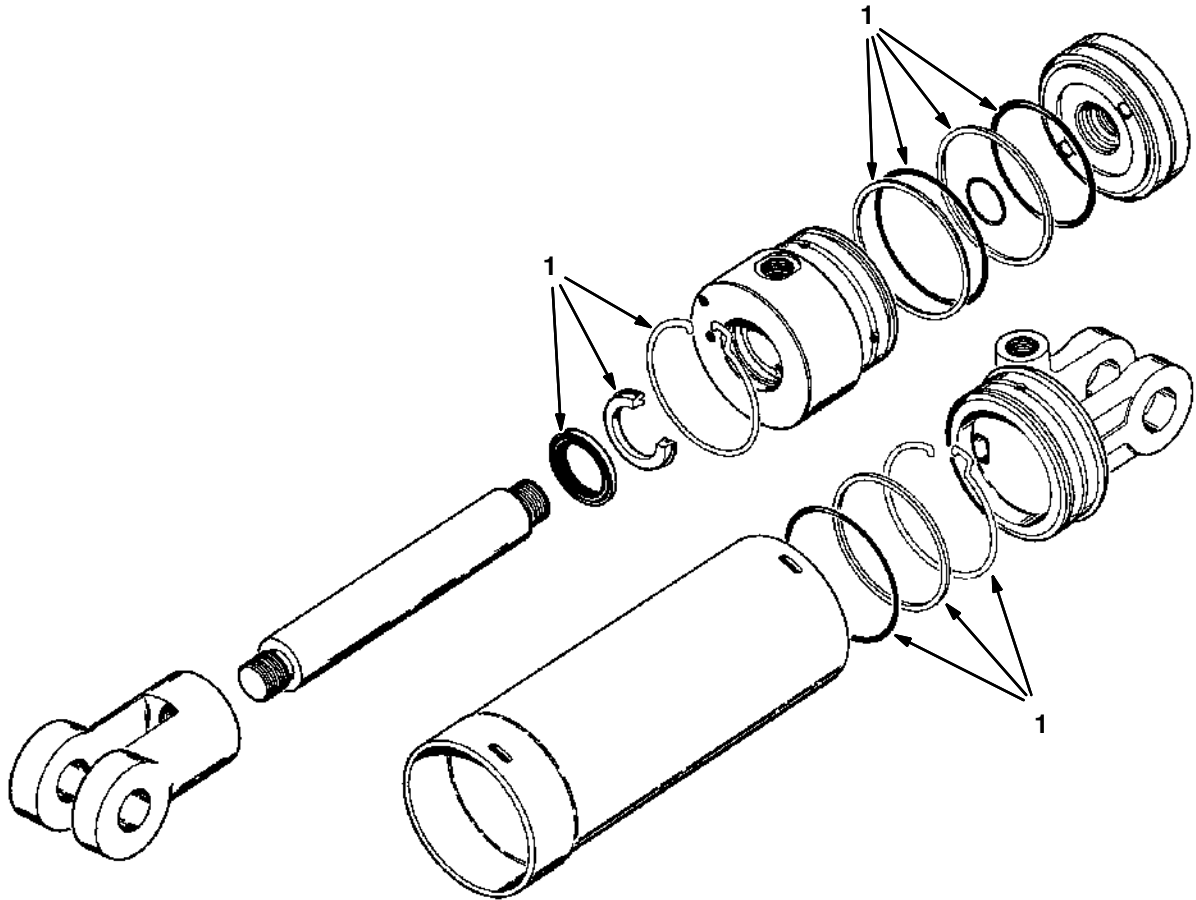
Fig. 14 - Hydraulic Cylinder Breakdown, 53601



07494 - ALL

Ref.	Tennant Part No.	Manufacturer Serial Number	Description	Qty.
▽	53601	(000000-) Cylinder, Hydraulic	1
▲ 1	04483	(000000-) Seal Kit	1

Fig. 15 - Hydraulic Cylinder Breakdown, 62975



10404 - ALL

	Ref.	Tennant Part No.	Manufacturer Serial Number	Description	Qty.
▽		62975	(000000-) Cylinder, Hyd 4.0B 14.5S 2500	1
▲	1	79783	(000000-) Seal Kit, Cyl	1
	2	79784	(000000-) Repair Info,Cyl En	1

Fig. 16 - Cab Assembly

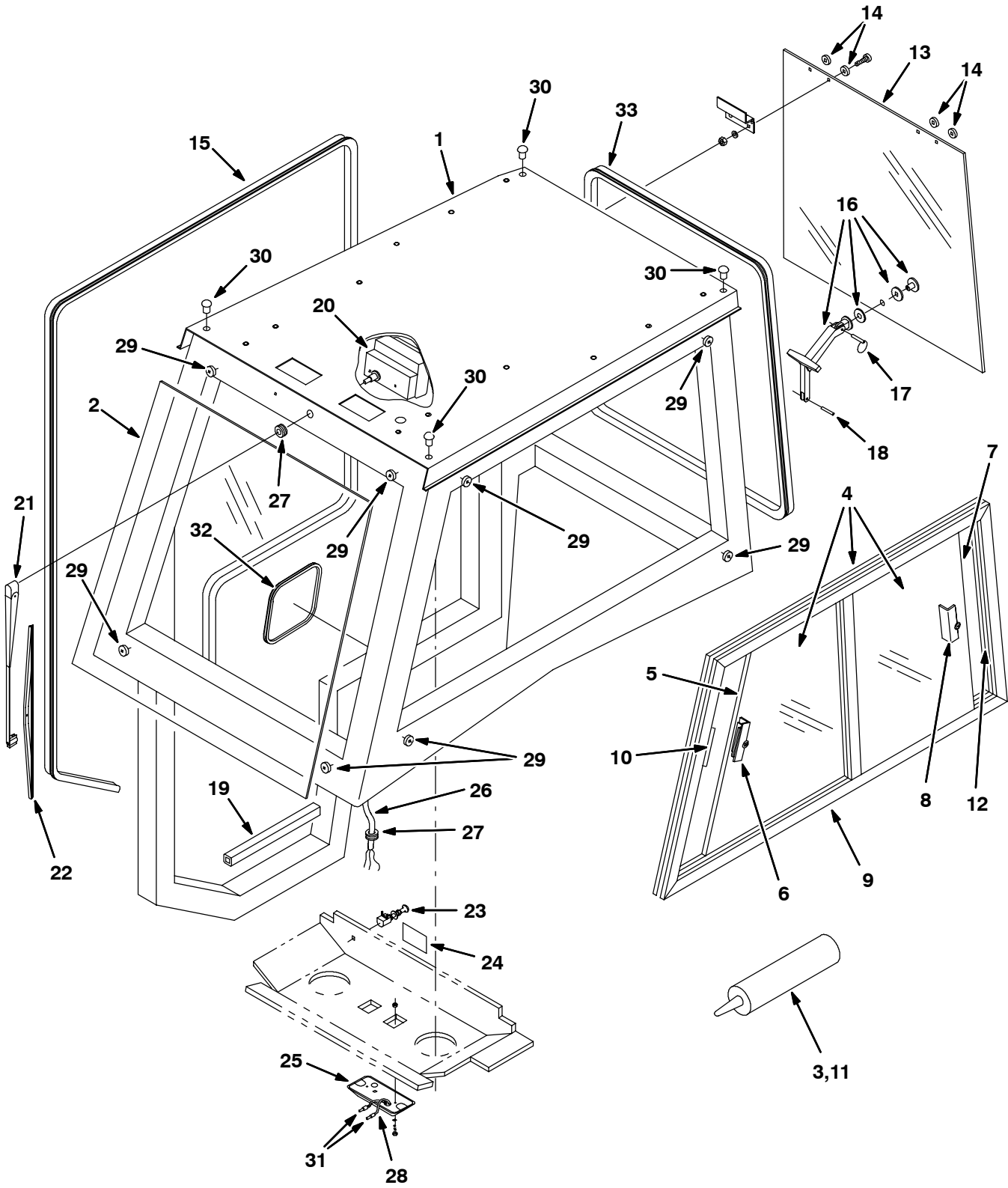


Fig. 16 - Cab Assembly

NOTE: The Cab Assembly, TENNANT Part Number 380602 includes Fig. 16, Fig. 17, Fig. 18, and Fig. 19

Ref.	Tennant Part No.	Machine Serial Number	Description	Qty.	
1	380734	(000000-) Cab Assy, W/Label (DSL)	1	
▽	2	75822	(000000-) Pane, Glass, Windshield	1
▲	3	374769	(000000-) Adhesive	1
▽	4	75823	(000000-) Pane Assy, Glass, Sliding, Cab Lh	1
▲▽	5	21307	(000000-) Pane, Glass, Cab, Front	1
▲▲	6	374750	(000000-) Latch, Pane, Cab	1
▲▽	7	21308	(000000-) Pane, Glass, Cab, Rear	1
▲▲	8	374750	(000000-) Latch, Pane, Cab	1
▲▽	9	21309	(000000-) Frame, Pane, Cab, Side	1
▲▲	10	374765	(000000-) Keeper, Latch, Pane	1
▲	11	374769	(000000-) Adhesive	1
	12	21310	(000000-) Seal Kit, Pane, Cab	1
	13	75824	(000000-) Pane, Glass, Cab, Rear	1
	14	75825	(000000-) Spacer, Pane, Glass	5
	15	76948	(000000-) Gasket, Push On	2
	16	76950	(000000-) Latch, Rear Wind	1
	17	76971	(000000-) Ring, Rear Window	1
	18	380708	(000000-) Drive Pin, .31	1
	19	76973	(000000-) Seal Cw	1
	20	76977	(000000-) Motor, Wiper 12V	1
	21	76980	(000000-) Arm, Rear Wiper	1
	22	76982	(000000-) Blade Arm, Rear	1
	23	76985	(000000-) Switch, Wiper Motor	1
	24	380694	(000000-) Label, Wiper	1
▽	25	76996	(000000-) Light, Dome 12V	1
▲	374759	(000000-) Lamp	1	
	26	380577	(000000-) Harness, Cab (See Fig. 19)	1
	27	77811	(000000-) Grommet	2
	28	77812	(000000-) Wire, Dome Light	2
	29	77813	(000000-) Spacer	8
	30	77814	(000000-) Closure	4
	31	77815	(000000-) Disconnect, Male	2
	32	380692	(000000-) Molding, Trim	1
	33	380695	(000000-) Seal, Rear Window	1

Fig. 17 - Cab Door Assembly

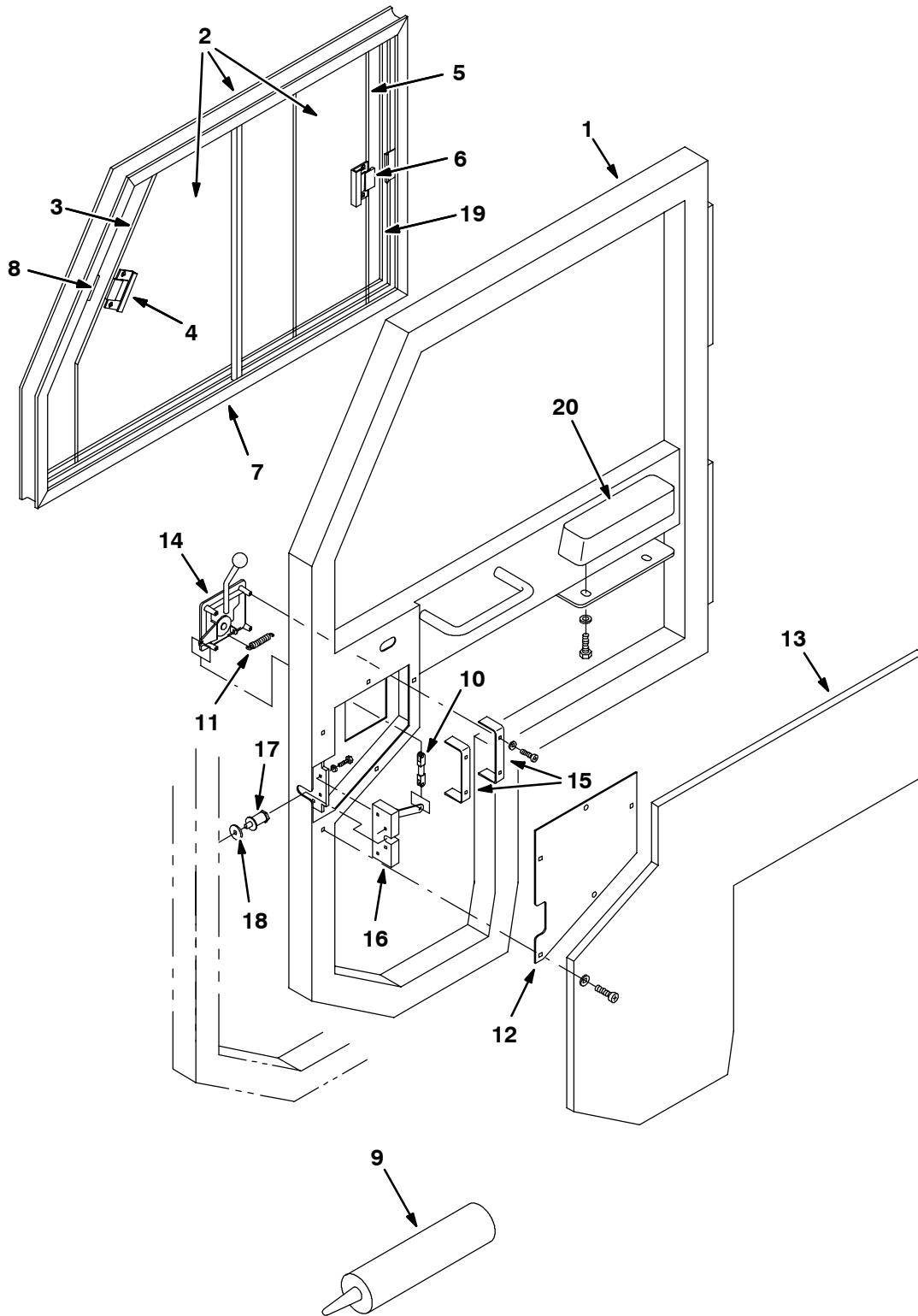


Fig. 17 - Cab Door Assembly

NOTE: The Cab Assembly, TENNANT Part Number 380602 includes Fig. 16, Fig. 17, Fig. 18, and .Fig. 19

	Ref.	Tennant Part No.	Machine Serial Number	Description	Qty.
▽		75821	(000000-) Door Assembly, Cab	1
▲	1	77816	(000000-) Door Cw	1
▲▽	2	77817	(000000-) Pane Assy, Glass, Sliding, Cab, Door	1
▲▲	3	21311	(000000-) Pane, Glass, Door Front	1
▲▲▲	4	374750	(000000-) Latch, Pane, Cab	1
▲▲	5	21312	(000000-) Pane, Glass, Door, Rear	1
▲▲▲	6	374750	(000000-) Latch, Pane, Cab	1
▲▲	7	21313	(000000-) Frame, Pane, Door, Side	1
▲▲	8	374765	(000000-) Keeper, Latch, Pane	1
▲▲	9	374769	(000000-) Adhesive	1
▲	10	77821	(000000-) Link, Connecting	1
▲	11	77822	(000000-) Pin Assy, Spring	2
▲	12	77823	(000000-) Plate	1
▲	13	77824	(000000-) Foam, Door	1
▲▽	14	77818	(000000-) Paddle Handle	1
▲▲		21150	(000000-) Key Set	1
▲	15	77819	(000000-) Bracket	2
▲	16	77820	(000000-) Clam Latch	1
	17	58490	(000000-) Pin, Latch	1
	18	76976	(000000-) Shim	2
	19	374757	(000000-) Seal Kit, Pane, Door	1

Fig. 18 - Cab Insulation Group

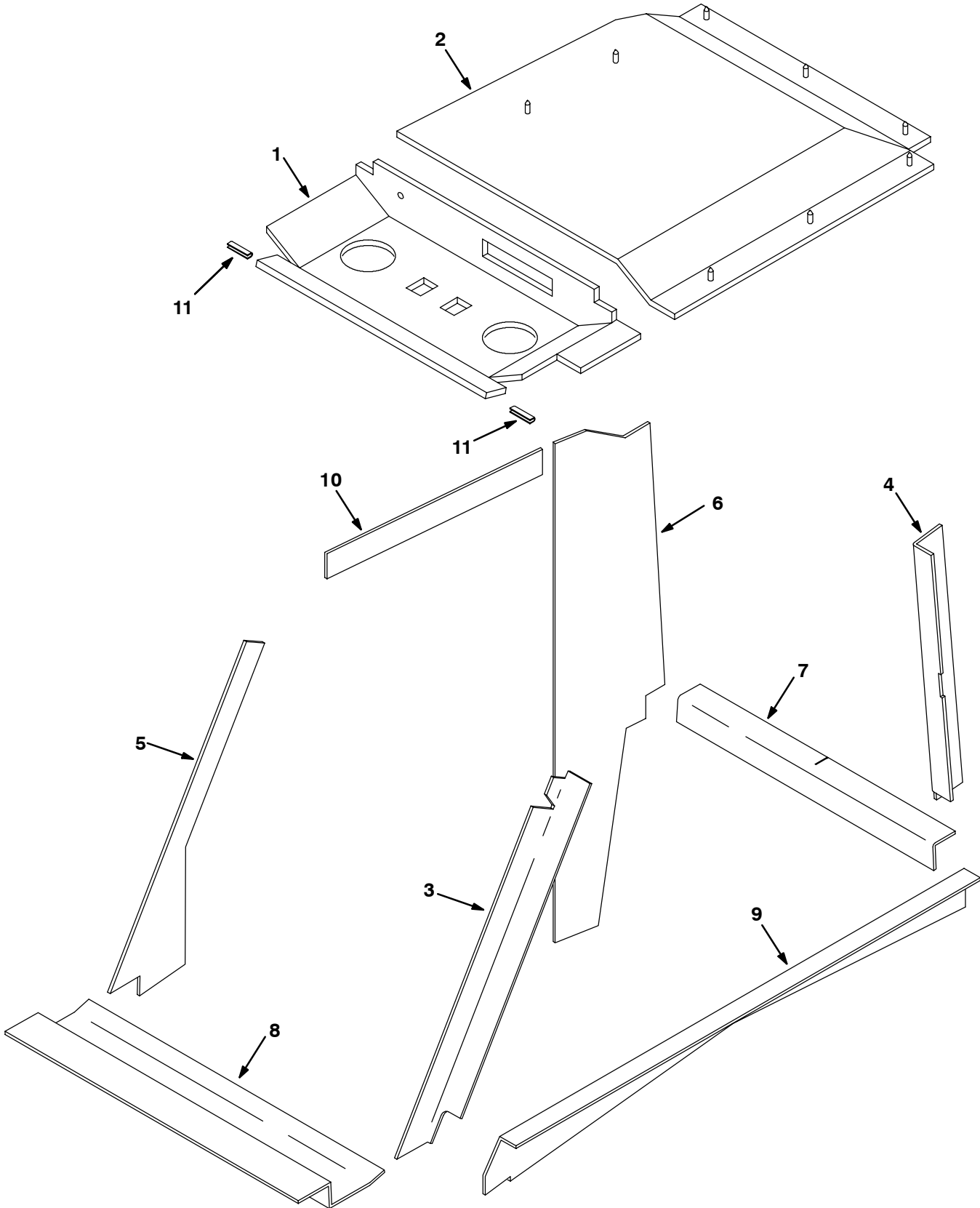
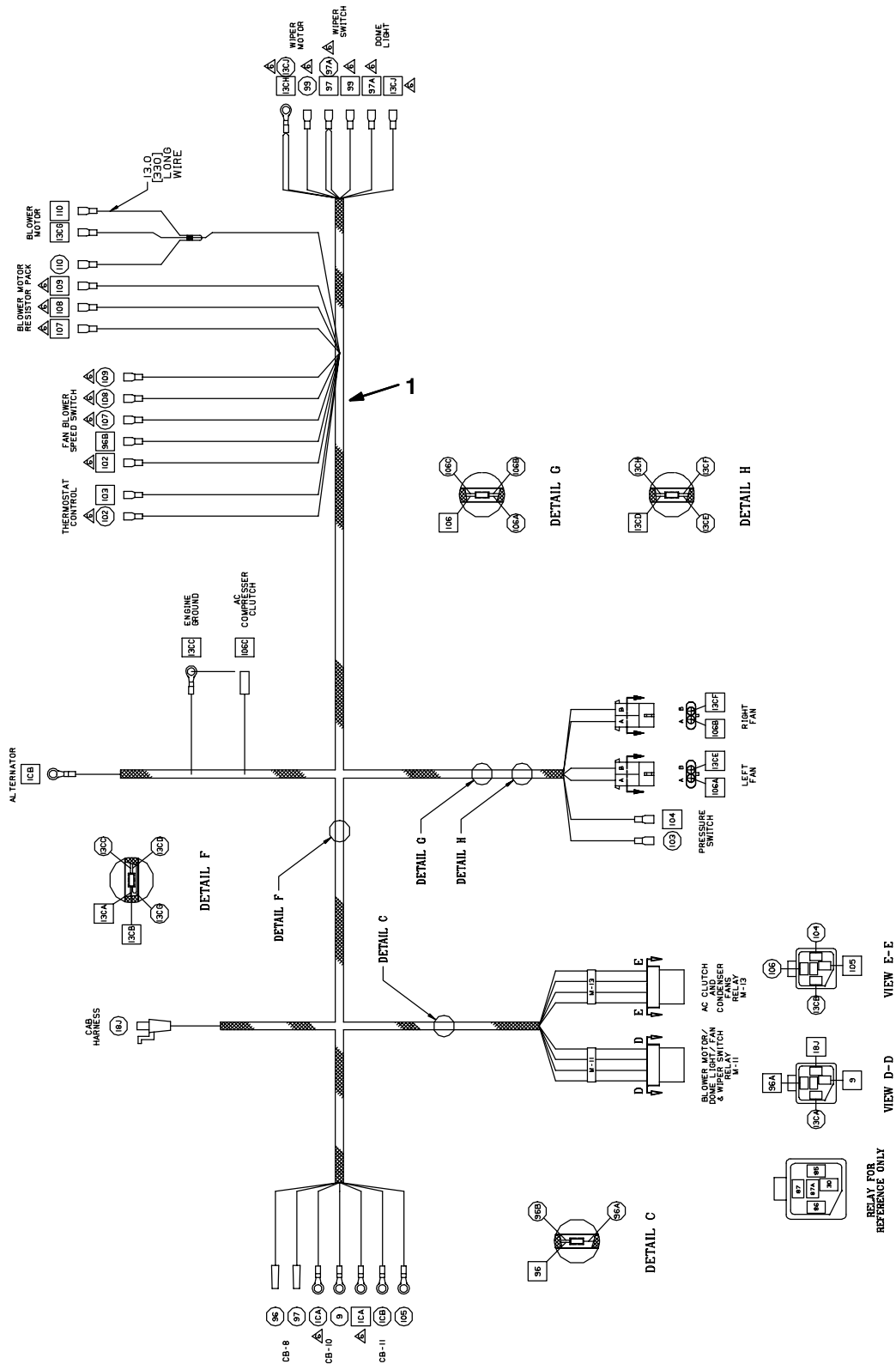


Fig. 18 - Cab Insulation Group

NOTE: The Cab Assembly, TENNANT Part Number 380602 includes Fig. 16, Fig. 17, Fig. 18, and .Fig. 19

Ref.	Tennant Part No.	Machine Serial Number	Description	Qty.
1	77800	(000000-) Headliner, Front	1
2	77801	(000000-) Headliner, Rear Cw	1
3	77802	(000000-) Foam, Lh Front Pos	1
4	77803	(000000-) Foam, Lh Rear Pos	1
5	77804	(000000-) Foam, Rh Front Pos	1
6	77805	(000000-) Foam, Rh Rear Pos	1
7	77806	(000000-) Foam, Rear Sill	1
8	77807	(000000-) Foam, Front Sill	1
9	77808	(000000-) Foam, Lh Side Sill	1
10	77809	(000000-) Foam, Rh Upper Sill	1
11	380693	(000000-) Molding	2

Fig. 19 - Cab Wire Harness Group

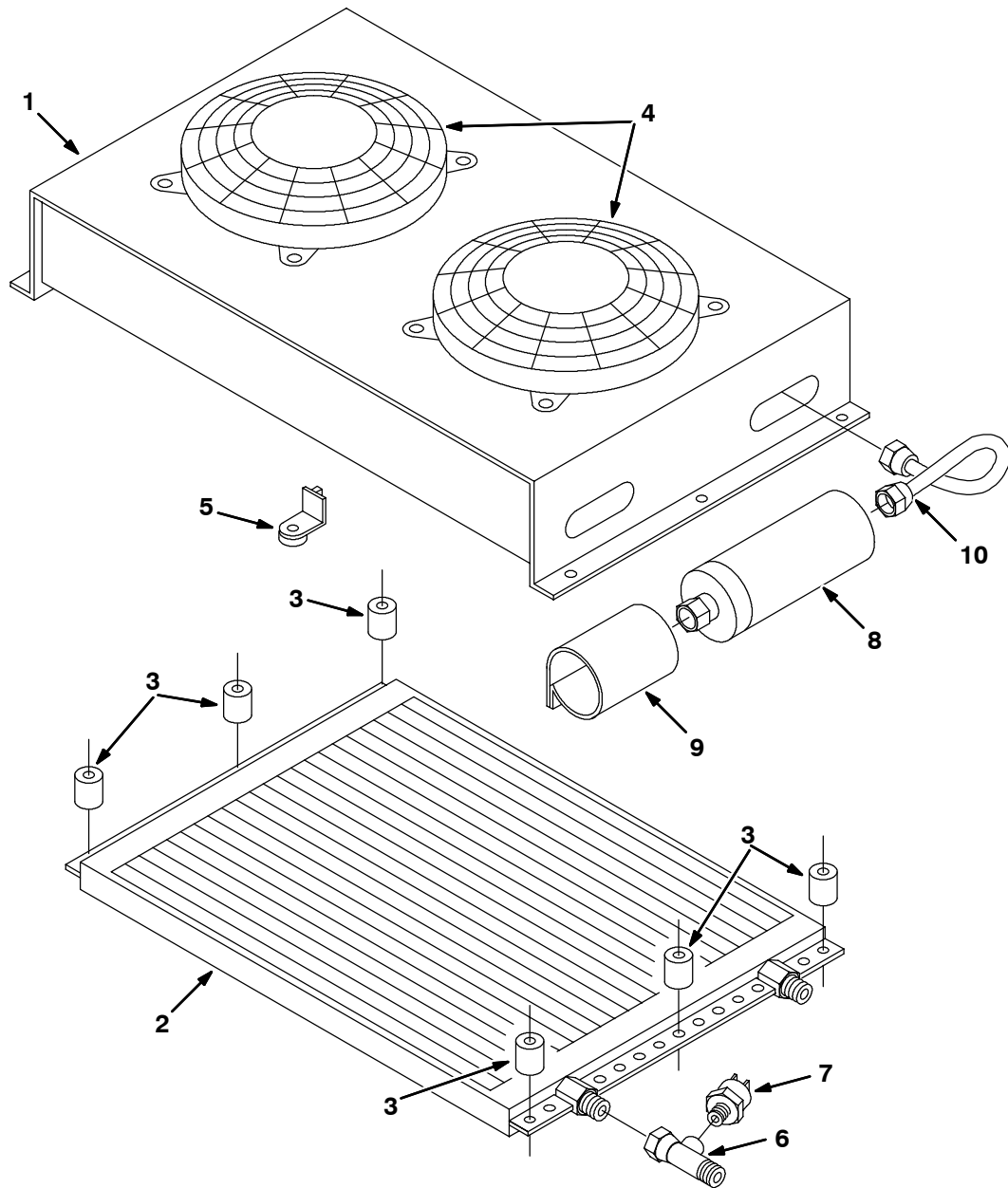


NOTE: The Cab Assembly, TENNANT Part Number 380602 includes Fig. 16, Fig. 17, Fig. 18, and Fig. 19

351143 - ALL

Ref.	Tennant Part No.	Machine Serial Number	Description	Qty.
1	380577	(000000-)	Harness, Cab, 800/810	1

Fig. 20 - AC Condenser Box Breakdown, 380625



350830 - ALL

Ref.	Tennant Part No.	Manufacturer Serial Number	Description	Qty.
▽	380625	(000000-) Condenser Assy, A/C	1
▲	1 380666	(000000-) Housing, Condenser	1
▲	2 380667	(000000-) Coil, Condenser	1
▲	3 380668	(000000-) Spacer, Condenser	6
▲	4 380669	(000000-) Fan, Condenser	2
▲	5 380670	(000000-) Foot, Fan	8
▲	6 380671	(000000-) Ftg, Shrader	1
▲	7 380672	(000000-) Binary	1
▲	8 380627	(000000-) Dryer, Ac	1
▲	9 380628	(000000-) Bracket,A/C Dryer	1
▲	10 380626	(000000-) Tube Asy,Cond/Dry	1

Fig. 21 - AC and Heater Box Breakdown, 380613

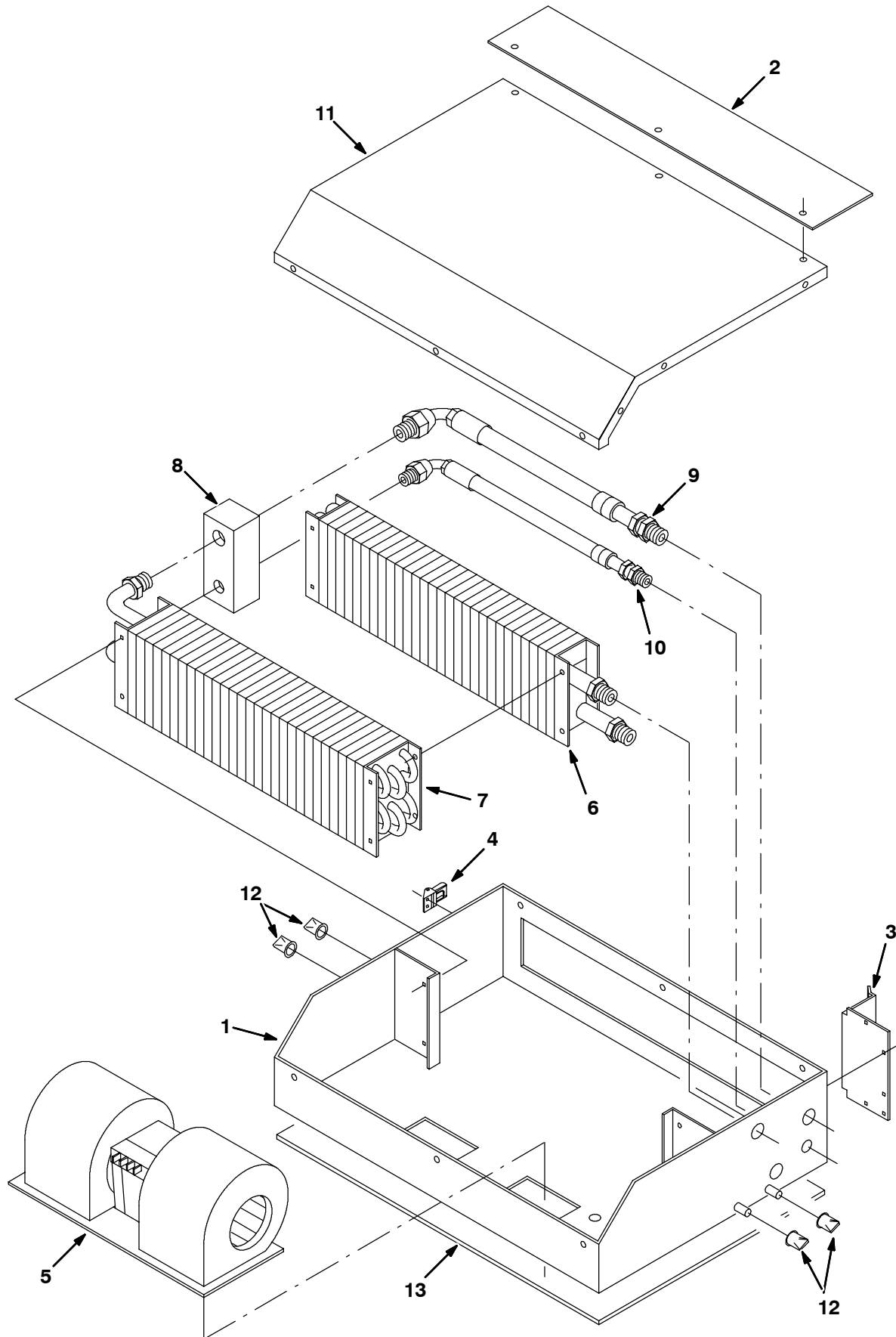


Fig. 21 - AC and Heater Box Breakdown, 380613

	Ref.	Tenant Part No.	Manufacturer Serial Number	Description	Qty.
▽		380613	(000000-) Box Assy, Heat/Ac	1
▲	1	380648	(000000-) Housing, Heat/Ac	1
▲	2	380687	(000000-) Panel, Rain Shield	1
▲	3	380688	(000000-) Brkt, Filt Retainer	1
▲	4	87579	(000000-) Latch, Tension	1
▲	5	380649	(000000-) Blower, Heat/Ac	1
▲	6	380650	(000000-) Heater Coil	1
▲	7	380651	(000000-) Coil, Evaporator	1
▲	8	380652	(000000-) Valve, Expansion	1
▲	9	380578	(000000-) A/C Hose#10 134A	1
▲	10	380579	(000000-) A/C Hose #6 134A	1
▲	11	380655	(000000-) Cover, Heat/Ac	1
▲	12	380659	(000000-) Duck Bill	4
▲	13	380616	(000000-) Gasket, Box/Cab	1

Fig. 22 - Heater Box Breakdown, 380614

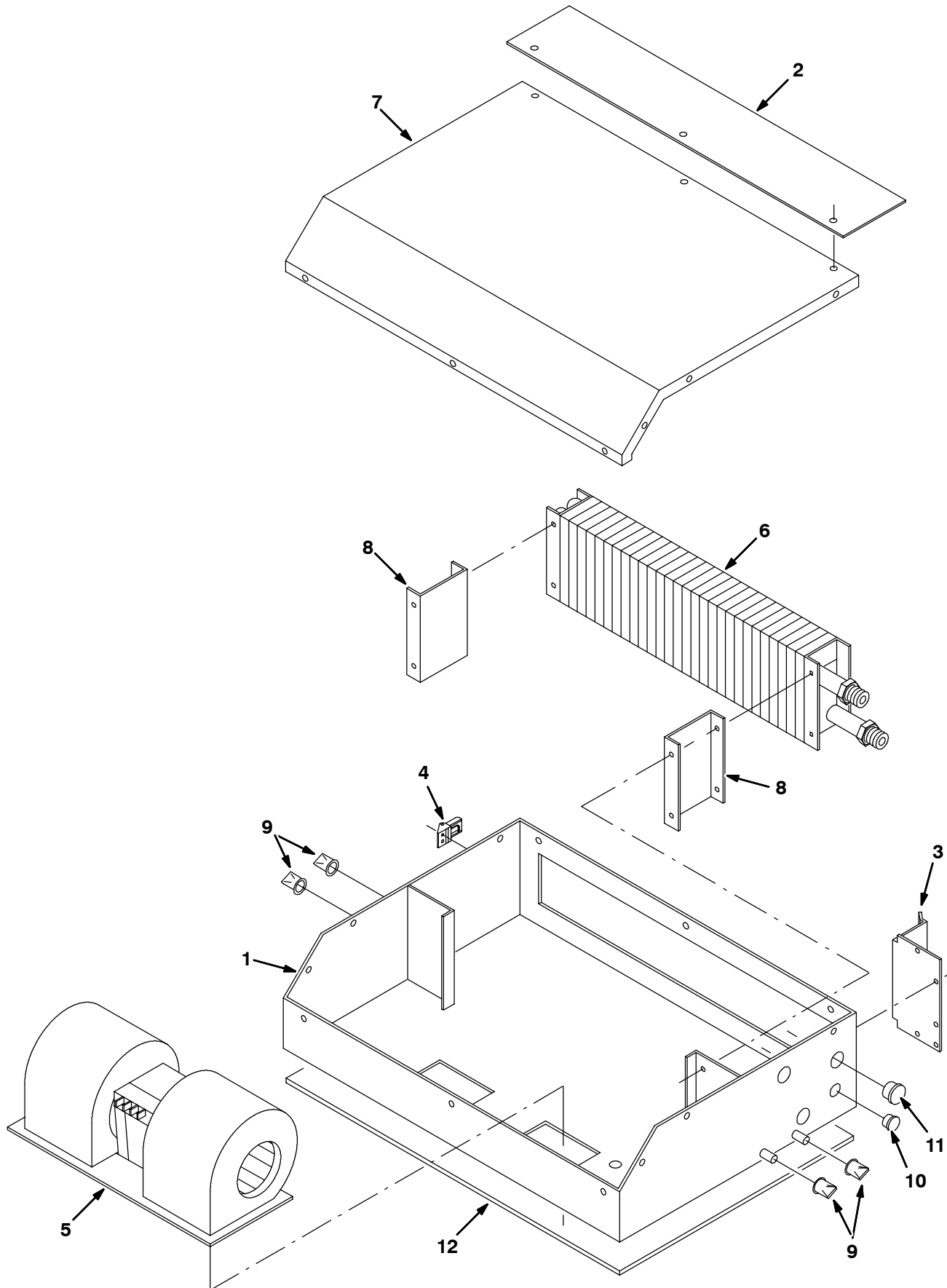


Fig. 22 - Heater Box Breakdown, 380614

	Ref.	Tenant Part No.	Manufacturer Serial Number	Description	Qty.
▽		380614	(000000-) Box Assy, Heat	1
▲	1	380648	(000000-) Housing, Heat/Ac	1
▲	2	380687	(000000-) Panel, Rain Shield	1
▲	3	380688	(000000-) Brkt, Filt Retainer	1
▲	4	87579	(000000-) Latch, Tension	1
▲	5	380649	(000000-) Blower, Heat/Ac	1
▲	6	380650	(000000-) Heater Coil	1
▲	7	380655	(000000-) Cover, Heat/Ac	1
▲	8	380660	(000000-) Brkt,Mtg,Htr Coil	2
▲	9	380659	(000000-) Duck Bill	4
▲	10	57167	(000000-) Plugbtn .62H .03-.12 Blacknyl	1
▲	11	82727	(000000-) Plugbtn .88H .03-.12 Blacknyl	1
▲	12	380616	(000000-) Gasket, Box/Cab	1

Fig. 23 - Right Hand (Rh) Brake Assy, 77790

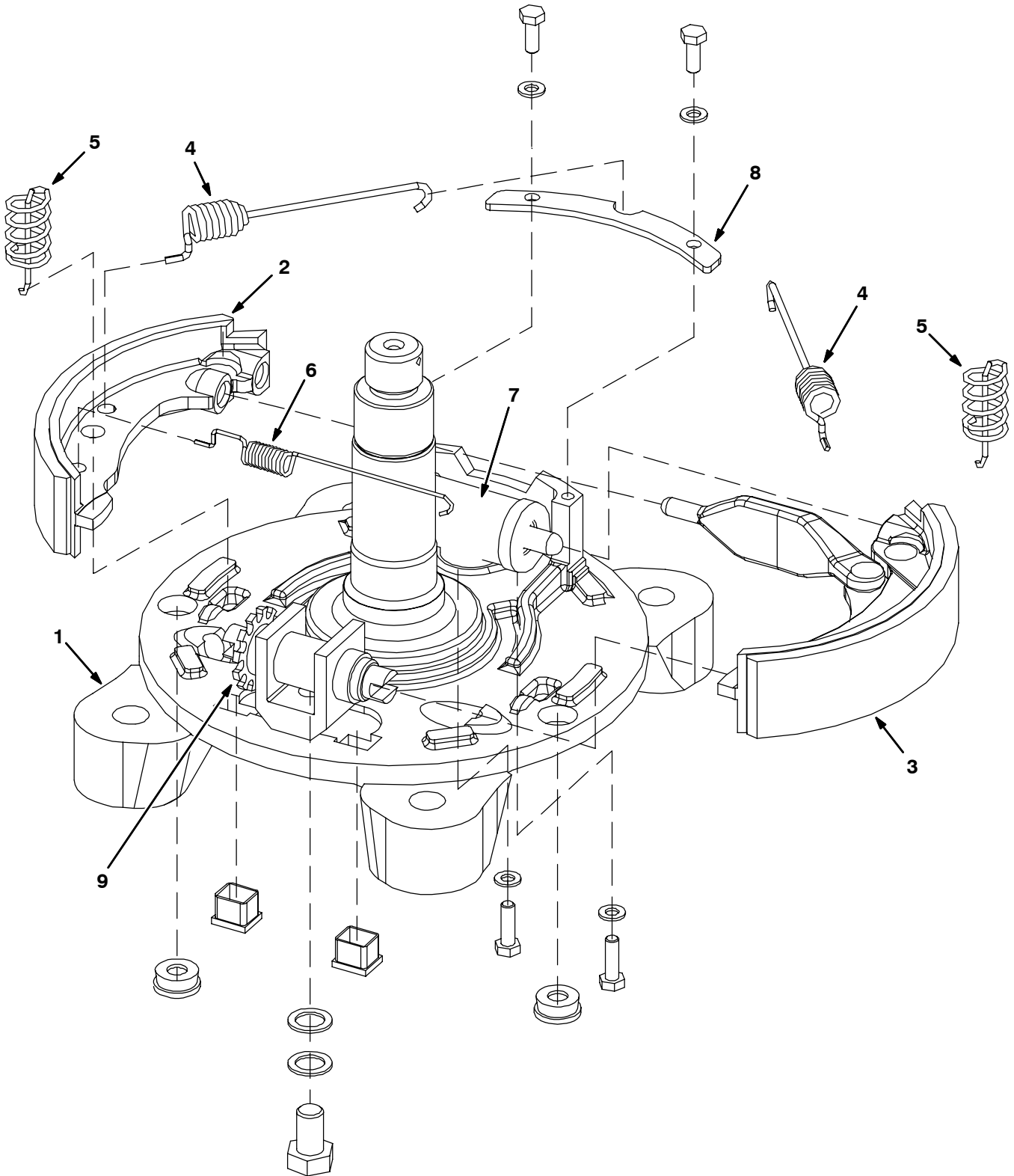


Fig. 23 - Right Hand (Rh) Brake Assy, 77790

	Ref.	Tennant Part No.	Manufacturer Serial Number	Description	Qty.
▽		77790	(000000-) Brake, Rh	1
▲	1	77768	(000000-) Backing Plate Rh	1
▲	2	70613	(000000-) Shoe, Brake	1
▲	3	70612	(000000-) Shoe, Brake	1
▲	4	21728	(000000-) Spring	2
▲	5	70617	(000000-) Spring	2
▲	6	70618	(000000-) Spring	1
▲	7	70609	(000000-) Cylinder, Wheel, Brake	1
▲	8	70603	(000000-) Clamp, Hold Down	1
▲	9	70615	(000000-) Adjuster, Manual	1

Fig. 24 - Left Hand (L.h.) Brake Assy, 77770

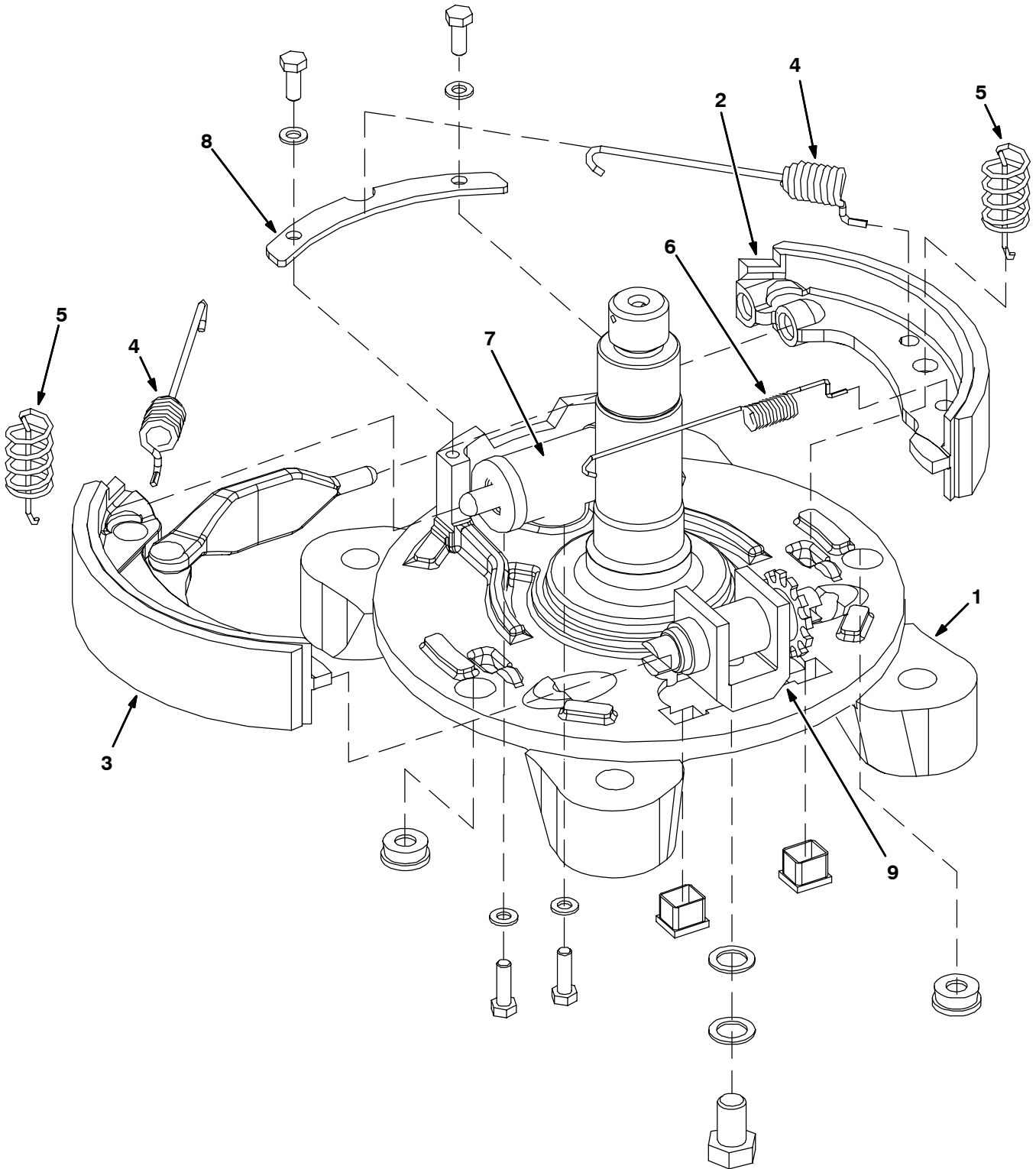


Fig. 24 - Left Hand (L.h.) Brake Assy, 77770

	Ref.	Tennant Part No.	Manufacturer Serial Number	Description	Qty.
▽		77770	(000000-) Brake, Lh	1
▲	1	77769	(000000-) Plate, Backing	1
▲	2	70613	(000000-) Shoe, Brake	1
▲	3	70611	(000000-) Shoe, Brake	1
▲	4	21728	(000000-) Spring	2
▲	5	70617	(000000-) Spring	2
▲	6	70618	(000000-) Spring	1
▲	7	70609	(000000-) Cylinder, Wheel, Brake	1
▲	8	70603	(000000-) Clamp, Hold Down	1
▲	9	70615	(000000-) Adjuster, Manual	1

SECTION 5

CONTENTS

PAGE

PART NUMBER TO PAGE NUMBER CROSS REFERENCE LIST 5-2
PART DESCRIPTION TO PAGE NUMBER CROSS REFERENCE LIST 5-10

CROSS REFERENCE

PART NUMBER TO PAGE NUMBER CROSS REFERENCE LIST

Part Number	Page Number	Part Number	Page Number	Part Number	Page Number
SP02316	2-45, 3-51	14595-1	2-65	21643	2-13
00500-15	4-10	14601	2-65	21671	3-53
00954	4-12	14605	2-39, 2-65	21672	2-61
00960	4-13	15512	2-47	21721	2-25
01274	2-27	16081	2-43	21722	2-25
01987	2-71, 2-73	16379	2-35	21728	4-37, 4-39
01997	3-35, 3-39	16431	2-71, 2-73	21729	2-71, 2-73
01999	3-27	16455	2-79	21731	2-49
02506-6	2-49	16456	2-21	21732	2-49
02549	2-71	16472	3-25	21740	2-57
02713	2-93	16694	4-11	21917	4-16, 4-17, 4-21
02850	2-39, 3-17	16695	4-10, 4-11	22290	2-95
03281	3-51	16931	3-29	22297	2-51
03922	2-91	17808	2-59	22626	2-57, 4-7
04414	2-11	17809	2-59	22629	4-7, 4-9
04483	4-22	17980	2-77, 2-79, 3-25	22630	4-7, 4-9
04706	2-95	18342	3-17	22636	4-7, 4-9
04761	2-81, 3-25	19035	3-43	22645	4-7, 4-9
04843	2-27, 3-43	19065	2-39	22646	4-7, 4-9
05611	2-93	19117	2-93, 4-12	23146	3-43
06146	2-77	19312	2-39	23498	2-91
06474A	2-79	19459	2-75	23935	3-47
06524	2-15	19544	2-67	23936	2-83, 3-23
06537	2-81	19659	2-57	23946	2-11
06927	3-17	20634	3-47	24450	3-35, 3-39
07449	2-65	21041	3-43	24576-1	3-15, 3-17
07641	2-97	21047	3-43	24576	3-15
07791	2-83, 3-23	21054	3-43	24899	2-85
07934	2-67	21104	3-43	24976	2-35
08085	2-65, 2-79	21117	2-71, 2-73	25312	3-52
08179	2-83	21119	2-71, 2-73	26395-2	3-43
08708	2-15, 2-27	2113	2-83	26426	2-35
08709	3-29	21131	2-13	26565	3-43
09028	2-83, 3-23	21136	2-47	27048	2-35, 2-49
09092-1	3-35, 3-39	21138	2-47	27767	3-35, 3-39
09206	2-39	21150	4-27	29233	3-5, 3-9
09258	2-15	21168	2-5, 2-7, 2-9	30013	2-79, 3-29
09718	2-57	21195	2-95	30251	2-85
10632-12	3-11, 3-13	21215	2-81	30252	2-85
10632-20	3-3, 3-5, 3-7, 3-9	21221	2-27	30253	2-85
10632-4	2-33, 3-3, 3-7, 3-11, 3-13, 3-15, 3-47	21224	2-81	30255	2-85
10632-5	2-97, 3-17, 3-29	21230	2-13	30268	3-35, 3-39
10632-8	3-17	21231	2-83, 3-23	30533	3-54
10632-9	3-11, 3-13	21238	2-81	310221	2-37
10664	2-17	21246	2-11, 3-31	310222	2-37
10911	2-77	21250	3-25	310223	2-37
11531	2-51, 3-17	21251	3-25	310224	2-37
11676	3-43	21252	3-25	310225	2-37
11716	2-89	21282	2-7, 2-9	310226	2-37
11747	2-27, 3-47	21301	3-47	310227	2-37
12271	2-13	21303	2-31	310228	2-37
12549	3-33	21307	4-25	310229	2-37
13108	2-43	21308	4-25	310230	2-37
13902	4-17, 4-21	21309	4-25	310231	2-37
13904	4-19, 4-21	21310	4-25	310232	2-37
13959	3-17	21311	4-27	310235	2-37
14242	2-59	21312	4-27	310283	2-53
		21313	4-27	310326	2-23

CROSS REFERENCE

Part Number	Page Number	Part Number	Page Number	Part Number	Page Number
310421	2-53	310695	2-53	34864	2-33, 3-47
310473	2-35	310715	2-106	35323	2-3
310475	2-35	310717	2-105	35324	2-3
310476	2-35	310751	2-41	35325	2-3
310477	2-35	310753	2-2, 2-49	35326	2-3
310478	2-35	310754	2-49	35327	2-3
310521	2-35	310845	2-35, 2-53	35336	2-3
310534	2-47	310891	2-49	35586	2-53
310564	2-35	310892	2-49	35688	2-25
310571	2-47	310893	2-49	36158	3-43
310572	2-49	310916	2-35	36159	2-49
310573	2-49	311301	3-55	36192	2-17
310574	2-51	311336	2-11	36328	2-81, 3-25
310575	2-51	31354	4-10	36556	2-79
310580	2-55	31380	4-11	369701	2-57
310581	2-67, 4-3	31385	4-11	369704	2-13
310582	2-67	31504	2-91	36971	2-65
310583	3-35	31507	3-35, 3-39	369786	3-33
310592	2-105	31563	2-71, 2-73	369787	3-33
310593	2-55	31599	2-53	373226	4-9
310594	2-55	31603	2-73	373236	4-9
310611	2-55	31605	2-77	373291	4-9
310612	2-55	31613	2-2, 2-75	373464	2-57, 4-9
310616	2-91	31775	2-63	373541	4-9
310617	2-91	31922	3-17	373542	4-9
310625	2-39	31954	3-11, 3-13	373543	4-9
310627	2-5	31999	2-31	373544	4-9
310628	2-5	32006	2-31	373545	4-9
310634	2-5	32009	2-31	373546	4-9
310637	2-98	32129	2-77	373547	4-9
310638	2-98	32486	2-81, 3-25	373548	4-9
310639	2-41	32492	2-83, 3-23	373549	4-9
310642	2-39	32668	3-29	373565	2-27
310643	2-53	32715	2-83, 3-23	374012	3-43
310644	2-13	32960	3-29	374129	3-35
310645	2-53	33404	2-87	374133	3-49
310647	2-45, 3-51	33799	2-71, 2-73	374134	3-49
310648	2-45	33806	2-11, 3-19	374135	3-49
310649	3-51	33817	2-75	374750	4-25, 4-27
310651	2-35	33924	2-83, 3-23	374757	4-27
310652	3-51	34065	2-41	374759	4-25
310653	2-2, 3-51	34176	4-10	374760	3-31
310654	2-2, 3-51	34178	4-5, 4-7, 4-9	374761	3-31
310655	3-51	34179	4-5, 4-7	374762	3-31
310659	2-45, 3-51	34180	4-5	374765	4-25, 4-27
310660	2-45, 3-51	34181	4-5, 4-7, 4-9	374769	4-25, 4-27
310661	2-35	34182	4-5	375117	2-35
310663	2-39	34183	4-5, 4-7, 4-9	375400	2-81
310664	2-35	34184	4-5, 4-7, 4-9	375401	2-81, 3-25
310667	2-45, 3-51	34185	4-5, 4-7	375402	2-81
310669	2-49	34306	2-2, 2-75	375404	2-81, 3-25
310670	2-45, 3-51	34330	2-85	375405	2-81, 3-25
310671	2-49	34355	2-71, 2-73	375415	2-83, 3-23
310672	2-53	34359	2-57, 2-87	375416	2-83, 3-23
310686	2-43	34360	2-71, 2-73	375417	3-25
310688	2-43	34379	2-71, 2-73	375511	2-53
310690	2-49	34390	2-75	375512	3-35, 3-39
310691	2-49	34392	2-25	375513	2-13
310693	2-51	34820	2-97	375526	2-63
310694	2-51	34848	3-17	375536	2-13

CROSS REFERENCE

Part Number	Page Number	Part Number	Page Number	Part Number	Page Number
375537	2-13	380635	3-31	39527	4-10
37555	4-11	380640	3-15	39534	2-93
375563	2-79, 4-19	380643	3-11	39718	2-39
375564	2-27	380644	3-13	39923	2-33, 3-47
375566	2-27	380648	4-33, 4-35	40380	4-5
375567	2-61	380649	4-33, 4-35	40514	2-75
375576	2-57	380650	4-33, 4-35	40573	3-35, 3-39
375586	2-53	380651	4-33	40585	2-49
375667	2-97	380652	4-33	40607	2-33, 3-47
375676	2-97	380655	4-33, 4-35	40678	2-33, 3-47
375683	2-5	380659	4-33, 4-35	40716	2-11
375684	2-5	380660	4-35	40870-8	2-91
375685	2-45	380661	3-37, 3-41	41016	3-35
375686	2-2, 2-45	380662	3-37, 3-41	41073	2-57
375687	2-2, 2-45	380663	3-35, 3-39	41130	2-91
375688	2-45	380665	3-37	41131	2-83
375689	2-45	380666	4-31	41139	3-17
375690	2-13	380667	4-31	41140	2-47, 3-17
375693	2-15	380668	4-31	41141	3-29
375695	2-15	380669	4-31	41142	2-41
375696	2-11	380670	4-31	41178	2-7, 2-9, 2-11, 2-45, 3-31, 3-51
375698	2-11	380671	4-31	41186	3-23
375722	2-91	380672	4-31	41342	2-83
375726	3-35, 3-39	380673	3-35	41434	3-33
375728	3-35, 3-39	380675	2-71, 2-73	41722	2-65
375751	3-35	380680	2-11	42124	3-43
375762	2-57	380681	2-19	42207	2-81
375770	2-81, 3-25	380683	2-65	42215	2-75, 2-79
37723	4-5, 4-7, 4-9	380684	3-35	42226	2-93
37766	4-5, 4-7	380685	3-35	42260	2-17, 2-75
379020	2-83, 3-23	380687	4-33, 4-35	43242	3-35, 3-39
379050	2-21	380688	4-33, 4-35	43454	2-13, 2-33, 3-47
37943	4-5, 4-7, 4-9	380689	3-35, 3-39	43500	2-2, 2-5
380513	2-65	380690	3-37, 3-41	43555	2-31
380514	2-65	380691	3-11, 3-13, 3-15	43558A	3-35, 3-39
380532	2-13	380692	2-11, 4-25	43611	2-39
380533	2-13	380693	4-29	43844	2-49, 2-53
380559	2-11	380694	4-25	44078	2-95
380566	2-65	380695	4-25	44681-1	3-7, 3-9, 3-13
380567	2-65	380708	4-25	44681-2	3-7, 3-9, 3-13
380568	2-65	380712	3-17	44681	3-7, 3-9, 3-13
380577	4-25, 4-30	380717	2-63	44777	2-11
380578	4-33	380726	2-53	44851	2-15, 3-31
380579	4-33	380730	2-11	44868	2-77, 3-25
380602	3-31	380734	4-25	44869	2-77, 2-79, 2-85, 2-93
380613	3-35, 4-33	380736	2-75	44961	3-47
380614	3-39, 4-35	380760	2-13	45142	3-35, 3-39
380615	3-35, 3-39	380761	2-13	45272	3-3, 3-5, 3-7, 3-9
380616	4-33, 4-35	380762	2-13	45482	2-77, 3-25
380617	3-37, 3-41	380763	2-13	45622	4-5, 4-7, 4-9
380619	3-37, 3-41	380764	2-13	45623	4-5, 4-7, 4-9
380620	3-35, 3-39	381962	2-27	45628	4-10, 4-11
380621	3-35, 3-39	382516	2-97	45779	3-3, 3-5, 3-7, 3-9, 3-11, 3-13
380624	3-37	382726	2-27	45780	2-5
380625	3-35, 4-31	382978	3-15	45786	2-61
380626	4-31	382979	3-29	46236	2-63, 3-47
380627	4-31	383185	3-31	46481	2-17, 2-43, 2-67
380628	4-31	39210	2-21, 2-25, 2-75		
380630	3-35	39305	2-57		
380634	3-31	393770	3-15, 3-29		

CROSS REFERENCE

Part Number	Page Number	Part Number	Page Number	Part Number	Page Number
46482	3-23	54275A	2-93	58518	3-3, 3-5, 3-11
47167	3-35, 3-39	54333	2-53	58519	3-3, 3-5, 3-11
47504	2-67, 2-79, 2-83	54527	2-45, 3-51	58520	3-3, 3-5, 3-11
47508	2-67, 2-81, 3-25	54528	2-45, 3-51	58524	2-27
47512	2-21, 2-53	54615	2-11	58596	4-15
47522	2-57	54862	2-93	58844	2-9, 2-13
47585	2-95	54878	2-85	58858	2-67, 2-75
47637	3-25	55248	2-49, 3-3, 3-5, 3-7, 3-9, 3-11, 3-13, 3-15, 3-49	58898	2-7, 2-9
47638	2-21, 2-79			59192	2-13, 2-15
47721	2-35			59305	4-3
47753	3-25	55586	2-75, 2-85	59577	2-77
47958	2-13	55685	2-79	59633	2-31
48006	2-17	55686	2-21	59661	2-17
48056	2-53	55700	2-71, 2-73	59668	2-65
48069	2-31	55756	2-13	59672	2-65
49032	3-33	55779	2-85	59734	2-53
49263	2-81, 2-95, 3-25	55845	2-13	59767	2-106
49266	2-33, 2-49, 3-3, 3-5, 3-7, 3-9, 3-11, 3-13, 3-15, 3-17, 3-47, 3-49	56185	2-95	59866	2-21
49282	2-11	56186	2-98, 3-3, 3-5, 3-7, 3-9, 3-11, 3-13, 3-37, 3-41, 3-47	59901	3-35, 3-39
49933	2-79	56346	2-97	59921	3-47
50960	2-53	56398	2-95	59954	3-47
51021N	2-3	56690	2-77, 2-83, 2-95, 3-23, 3-25	59965	2-19, 3-15
51109	2-63	56692	2-67, 2-93	59970	2-97
51176	2-11	56820	2-57, 2-83, 3-23	59971	2-97
51193	2-59	56821	2-93	59974	2-97
51305	2-35, 2-53	56992	3-41	59976	2-97
51322	2-17, 2-53	57048	2-35	59977	2-97
51338	2-59	57167	2-98, 4-35	59978	2-97
51340	2-57	57173	2-71, 2-73	59979	2-97
51341	2-57	57311	2-63	60732	2-85
51373	2-59	57411	2-79	60751	3-17
51448	2-85	57531	3-35, 3-39	61288	2-75
51449	2-85	57568	2-73	61363	2-41
51483	2-63	57751	2-98, 3-31	61490	4-10, 4-11
51531	3-43	57772	2-83	61870	3-35, 3-39
51534	2-87	57773	2-35	61923	3-15
51542	2-3	57803	2-98, 3-31	61969	2-87
51545	2-63	57807	2-83, 2-87, 3-23	62172	2-79
51562	2-63	57809	3-47	62173	2-79
51564	2-85	57820	2-11, 2-15	62389	2-67
51693	2-89	57936	2-19, 2-21	62595-2	2-11
51787	2-17, 2-27	57941	2-5	62595-3	2-11
51813	2-83, 3-23	57944	2-71, 2-73	62954	2-2, 2-5
51963	2-3	57963	2-71, 2-73, 3-27	62955	2-2, 2-5
52402	2-53, 2-79	57988	2-79	62956	2-2, 2-5
52911	2-67	57993	2-77	62957	2-2, 2-5
53434	2-85, 4-10	57994	2-75	62975	2-21, 4-23
53461-2	2-13, 2-15	58114	2-91	63228	3-53
53468	2-43	58228	2-53, 2-91	63233	2-31
53601	2-57, 4-22	58242	4-3	63234	2-31
54009	3-43	58270	4-10	63276	2-65
54012	3-43	58278	4-10	63292	2-65
54017	2-35	58293	2-19	63294	2-11
54096	2-87	58357	2-31	63295	2-63
54194	2-35	58359	2-21	63297	2-31
54222	2-65	58489	2-7, 2-15	63311	2-31
54274	2-93	58490	4-27	63378	2-27
				63407	2-67
				63416	3-25
				63426	2-57, 4-5

CROSS REFERENCE

Part Number	Page Number	Part Number	Page Number	Part Number	Page Number
63436	2-85	64811	2-85	70072	2-75
63449	2-85	64873	2-31	70173	2-49
63450	2-85	64874	2-31	70388	2-23
63471	2-57	64884	2-11	70398	2-98
63491	2-57	64886	2-57	70400	2-105
63496	2-57	64887	2-57	70402	2-98
63540	2-57	64893	2-25	70407	2-15
63541	2-85	64905	2-79	70431	2-81, 3-25
63542	2-53, 4-13	64919	2-2, 2-5	70453	2-2, 2-7, 2-9
63543	2-57	64920	2-2, 2-5	70454	3-19
63544	2-5	64950	2-63	70477	2-49
63583	2-21	65129	2-63	70478	2-11
63584	2-21	65145-1	2-67	70506	2-63
63647	2-23	65160	2-81, 3-25	70521	2-81
63663	2-5	65168	2-81	70524	2-81, 3-25
63665	2-23	65170	2-81	70525	2-81, 3-25
63667	2-23	65173	2-81, 3-25	70526	2-81, 3-25
63668	2-23	65174	2-81, 2-83, 3-23,	70532	2-83, 3-23
63669	2-23		3-25	70536	2-106
63671	2-29	65180	2-81, 3-25	70538	2-3
63695	2-35	65188	2-71, 2-73	70550	2-63
63751	2-11	65191	2-71, 2-73	70583	2-87
63810	3-35, 3-39	65194	2-71, 2-73, 3-27	70597	2-7
63818	2-53	65195	2-71, 2-73	70598	2-9
63926	2-19	65196	2-71	70603	4-37, 4-39
64058	2-61	65197	2-71, 2-73	70609	4-37, 4-39
64059	2-61	65199	2-71, 2-73	70611	4-39
64132	2-87	65201	2-71, 2-73	70612	4-37
64141	2-97	65202	2-71	70613	4-37, 4-39
64156	2-21	65204	2-71, 2-73	70615	4-37, 4-39
64228	2-77	65205	2-71, 2-73	70617	4-37, 4-39
64233	2-87	65212	2-71, 2-73	70618	4-37, 4-39
64278	2-13	65213	2-71, 2-73	70620	3-31
64279	2-13	65215	2-75	70622	2-95
64299	2-91	65221	2-2, 2-17	70623	2-95
64312	2-13	65222	2-17	70626	2-81, 3-25
64392	2-31	65224	2-71, 2-73	70627	2-81, 3-25
64394	2-31	65226	4-3	70628	2-15
64410	2-31	65227	4-5	70649	2-3
64419	2-17	65232	4-11	70650	2-31
64434	2-79	65235	4-15	70651	2-31
64500	2-31	65240	4-21	70659	3-43
64501	2-31	65242	2-95, 4-15	70668	3-43
64543	2-15	65248	2-87	70669	3-19
64545	2-15	65249	2-87	70686	3-20
64556	2-63	65252	2-17	70690	3-54
64558	2-63	65258	3-19	70692	3-52
64559	2-31	65278	2-27	70699	3-29
64567	2-31	65281	2-27	70703	2-53
64580	2-31	65561	2-83, 3-23	70705	2-106
64586	2-95	65869-5	2-2	70709	2-95
64618	2-31, 2-53, 2-91	67310	2-57, 2-67	70717	2-95
64621	2-31, 2-53, 2-91	67683	3-25	70725	2-65
64631	2-95	67767	2-21, 2-57	70730	2-27
64635	2-63	68445	3-33	70742	2-27
64651	2-95	68866	2-65	70747	2-65
64655	2-95	69495	2-39	70749	2-65
64788	2-2, 2-7, 2-9	69904	2-5	70752	2-39
64801	2-7	69906	2-27	70756	2-11
64802	2-9	70006	2-75	70761	2-27, 3-33

CROSS REFERENCE

Part Number	Page Number	Part Number	Page Number	Part Number	Page Number
70762	2-27	74060	2-81	75028	2-81
70775	2-93	74062	2-7	75046	2-27
70783	2-65	74063	2-9	75047	2-27
70790	2-93	74064	2-5	75099	3-25
70793	3-21	74066	2-5	75117	3-25
70802	3-21	74067	2-5	75128	2-13
70808	2-9	74069	2-23	75142	3-25
70809	2-7	74074	3-43	75428	2-11
70810	2-93	74081	2-11	75438	2-51
70815	3-21	74082	2-53	75456-1	2-91
70825	2-91	74090	2-83, 3-23	75456-2	2-91
70827	2-79	74094	4-11	75456-3	2-91
70843	2-5	74098	4-7, 4-21	75456-4	2-91
70847	2-79	74100	4-11	75456	2-91
70851	3-47	74101	4-11	75465	2-33, 3-47
71552	2-71, 2-73	74109	4-15	75575	2-63
72970	2-95	74110	4-15	75612	2-85
73140	2-53	74111	4-15	75701	3-43
73645	2-5	74112	4-15	75821	4-27
73646	2-91	74132	4-5	75822	4-25
73648	2-7	74133	4-5	75823	4-25
73649	2-9	74134	4-5, 4-7	75824	4-25
73654	2-2, 2-7, 2-9	74135	4-5, 4-7, 4-9	75825	4-25
73678	2-23	74136	4-5, 4-7, 4-9	75861	2-19
73679	2-23	74137	4-5, 4-7	75876	3-43
73685	2-91	74142	2-95	75877	3-43
73727	2-33	74145	4-17	75880	3-33
73731	2-57	74146	4-21	75881	3-33
73733	2-57	74148	4-3	75883	2-13
73734	2-31	74149	4-3	75891	2-21
73736	2-97	74150	4-3	75899	3-25
73737	2-83, 3-23	74151	4-3	75901	3-45
73749	2-23	74152	4-3	75968	2-95
73751	3-5	74153	4-3	75989	3-45
73753	3-9	74154	4-3	76030	3-45
73755	3-3	74156	4-3	76036	3-45
73757	3-7	74157	4-3	76038	3-45
73771	2-23	74158	4-3	76049	3-45
73772	2-23	74159	4-3	76055	3-45
73799	2-39	74160	4-3	76069	3-45
73862	2-5	74161	4-3	76074	3-45
73863	2-5	74174	4-15	76081	3-45
73870	2-2, 2-7, 2-9	74182	4-15	76084	3-45
73871	3-43	74190	4-15	76100	3-45
73880	3-43	74194	4-15	76235	2-19
73887	2-23	74195	4-15	76285	2-11
73888	2-2, 2-7, 2-9	74214	4-7, 4-9	76286	3-43
73898	3-3, 3-5, 3-7, 3-9	74218	4-15	763116	3-35
73899	3-3, 3-5, 3-7, 3-9	74220	4-7, 4-9	76316	2-75
73901	2-11	74233	4-12, 4-13	76338	3-43
73903	2-11	74246	4-7, 4-9	763483	4-3
74000	3-3, 3-5, 3-7, 3-9	74250	4-11	76384	2-23
74007	3-19	74251	4-15	76385	3-15, 3-29
74015	2-27	74268	4-21	76406	3-43
74022	2-63	74391	2-83, 3-23	76423	3-17
74040	2-13	74455	3-31, 3-33	76438	2-81
74045	2-23	74944	2-51	76461	3-25
74046	2-23	75010	2-3	76470	2-19
74051	2-65	75011	2-3	76471	2-19
74059	2-81, 3-25	75012	2-25	76473	3-37, 3-41

CROSS REFERENCE

Part Number	Page Number	Part Number	Page Number	Part Number	Page Number
76474	2-23	77578	2-89	79025	3-47
764835	2-35	77580	2-89	79026	3-47
76487	2-23	77584	2-83, 3-23	79028	2-11, 2-89
76490	2-63	77593	2-5	79032	2-2
76491	2-63	77597	2-83, 3-23	79116	2-11
76492	2-11	77600	2-83, 3-23	79122	2-91
76494	2-11	77601	2-83	79138	2-25
76495	2-11	77605	2-83, 2-89	79139	2-23
76497	2-71, 2-73	77611	3-20	79140	2-57
76498	2-71, 2-73	77613	3-20	79151	2-59
76515	3-31	77632	2-2	79152	2-57, 2-59
76516	3-31	77640	2-71, 2-73	79153	2-57, 2-59
76522	3-31	77641	2-71, 2-73	79155	3-47
76523	2-65	77652	3-31	79156	3-47
76570	2-83, 3-23	77669	2-83	79157	3-47
76647	2-65	77682	2-83	79158	3-47
76653	2-63	77693	2-83	79159	3-47
76684	3-27	77711	2-13	79160	3-47
76736	2-49	77727	2-83, 3-23	79167	3-47
76888	2-11	77734	2-5	79168	3-47
76898	3-33	77738	3-23	79169	3-47
769002	2-2, 2-43	77755	3-45	79170	3-47
769051	2-43	77759	3-45	79172	3-47
76948	4-25	77768	4-37	79174	3-47
76950	4-25	77769	4-39	79176	3-47
76971	4-25	77770	2-59, 4-39	79177	3-47
76973	4-25	77777	2-5	79399	2-35
76976	4-27	77778	2-13	79591	2-27
76977	4-25	77782	2-5	79593	2-63
76980	4-25	77783	3-23	79594	2-63
76982	4-25	77789	2-39	79596	2-25
76985	4-25	77790	2-59, 4-37	79597	2-23
76996	4-25	77800	4-29	79600	2-23
77097	2-25, 2-77, 2-83, 2-87, 2-93, 3-23	77801	4-29	79621	3-25
77340	2-11	77802	4-29	79622	3-25
77388	2-27	77803	4-29	79642	2-71, 2-73
77394	2-27	77804	4-29	79644	3-43
77399	2-11, 2-13	77805	4-29	79646	3-43
77400	2-27	77806	4-29	79647	3-43
77430	2-35	77807	4-29	79648	2-97
77434	2-35	77808	4-29	79674	3-43
77435	2-35	77809	4-29	79680	2-5
77452	2-53	77811	3-35, 3-39, 4-25	79711	4-16, 4-17, 4-21
77458	3-23	77812	4-25	79719	4-17, 4-21
77459	2-83, 3-23	77813	4-25	79728	4-17, 4-21
77463	2-19	77814	4-25	79731	4-16, 4-21
77471	2-31	77815	4-25	79739	4-16, 4-21
77473	2-71, 2-73	77816	4-27	79740	4-16, 4-17, 4-21
77485	2-79	77817	4-27	79781	2-81, 3-25, 4-11
77488	2-79	77818	4-27	79782	4-11
77491	2-79	77819	4-27	79783	4-23
77492	2-79	77820	4-27	79784	4-23
77493	2-79	77821	4-27	79786	4-19
77498	2-79	77822	4-27	79787	4-19
77499	2-79	77823	4-27	79788	4-19
77516	2-29	77824	4-27	79789	4-19
77523	2-29	78998	3-27	79790	4-19
77569	3-23	79010	2-5	79791	4-19
77575	2-77	79011	3-31	79792	4-19
		79019	2-27	79793	4-19

Part Number	Page Number	Part Number	Page Number
79794	4-19	87337	3-54
79795	4-19	87396	2-49
79797	4-19	87515	2-5
79798	4-19	87536	2-97
79799	4-19	87579	4-33, 4-35
79812	4-19	87583	2-98
79820	4-19	87631	2-85
79822	4-19	87866	2-97
79823	4-19	87948	3-17
79824	4-19		
80395	2-83, 3-23		
82063	3-3, 3-5, 3-11		
82125	2-5		
82168	2-65		
82200	3-7, 3-9, 3-13		
82661	2-47		
82712	2-35		
82727	2-13, 4-35		
82731	2-41		
82733	2-93		
82739	2-33, 3-47		
82820	2-71, 2-73		
82825	2-25		
82830	2-17		
82831	2-43		
82835	2-71, 2-73		
82839	2-65		
82843	2-71, 2-73		
82921	2-11		
82962	3-43		
83148	3-25		
83547	2-29		
83548	2-29		
83549	2-19		
83551	2-19		
83553	2-19, 2-21		
83554	2-19, 2-21		
83555	2-21		
83557	3-21		
83618	2-25		
83620	2-29		
83622	2-29		
83626	3-21		
83627	3-21		
83695	2-105		
83699	3-26		
83706	3-47		
84014	2-77, 4-21		
84015	2-93, 3-25, 4-16		
84016	2-83, 3-23, 4-17		
84103	2-65		
84581	2-81, 3-25		
86034	2-63		
86328	2-81, 3-25, 3-39		
86331	3-3, 3-5, 3-7, 3-9		
86381	2-11		
86798	2-5		
86953	2-65		
87246	2-39		
87319	2-11		

PART DESCRIPTION TO PAGE NUMBER CROSS REFERENCE LIST

A

A/C Hose #6 134A, 4-33
 A/C Hose#10 134A, 4-33
 A/C Hose#6 134A 9.0L, 3-35
 Adaptor Weldm., Side Brush 1.0B, 2-3
 Adaptor Wldt, Vac Wand, 3-43
 Adhesive, 4-25, 4-27
 Adjuster, Manual, 4-37, 4-39
 Air Cleaner, 3-51
 Alternator, 105Amp, Delco, 2-41
 Angle, Bolt, Latch, 2-15
 Angle, Dust Seal, 2-23
 Angle, Mount, 2-27
 Angle, Retainer, Lip, 2-23
 Angle, Retainer, Seal, 2-7, 2-9
 Angle, 3-43
 Arm Wldt, Hopper Lift w label, 2-19
 Arm Wldt, M Br, Idler, 2-85
 Arm Wldt, M Br, Motor, 2-85
 Arm, Rear Wiper, 4-25
 Arm, Safety W/Label, 2-19
 Armrest, Black, 2-11

B

Backing Plate Rh, 4-37
 Ball Joint .375-24, 3-43
 Ball, 4-5, 4-7
 Balljoint .375-24 Lh, 3-43
 Balljoint, Rod End, 2-57
 Balljoint, 2-65
 Band,Mtg., 2-45
 Banjo, 2-49
 Bar Wldt, Brush Pressure, 2-85
 Bar Wldt, Pivot, 2-65
 Bar, Arm, Lower, Machining, 2-19
 Bar, Cylinder End, 2-21
 Bar, Equalizer, 2-63
 Bar, Frame, 2-5
 Bar, Prop, 3-43
 Bar, Retainer, Dust Seal, 2-23
 Bar, Retainer, 2-11
 Bar, Shaker Stem, 2-31
 Base, Filter, Engine Oil, 2-43
 Battery, 12V, Wet, 2-55
 Bearing Thrust, 4-11
 Bearing, Fiberglide .50 X .50, 2-31
 Bearing, Fiberglide, 2-65
 Bearing, Flange .500B, 2-95
 Bearing, Flange .625 Bore, 2-27, 3-43
 Bearing, Flange .875 Bore, 2-81, 3-25
 Bearing, Journal, 2-21, 2-25
 Bearing, Needle, 4-15
 Bearing, Nylon .50B, 2-79
 Bearing, Nylon, 2-27, 3-47
 Bearing, Thrust - Fiberglide, 2-31
 Bearing&Clr ,1.25B 2.44D 1.41W, 2-85
 Bearing-Ball,1.38B 2.83D 0.67W, 2-85
 Bearing-Cone, 1.38Bore 0.72Wth, 2-59
 Bearing-Cone, 1.50Bore 0.75Wth, 2-59

Bearing-Cone, 2.63Bore 0.87Wth, 2-57
 Bearing-Cup , 4.33Dia 0.74Wth, 2-57
 Bearing-Cup, 2.56Dia 0.55Wth, 2-59
 Bearing-Cup, 2.72Dia 0.59Wth, 2-59
 Bearing-Flange,2 Hole 0.50Bore, 2-95
 Bearing-Journal, 2-19, 2-21
 Bearing, 2-31, 2-81, 2-83, 3-23, 3-25, 4-10
 Bearng-Journal, 2-19
 Belt, Seat, 3-54
 Binary, 4-31
 Blade Arm, Rear, 4-25
 Blade, Deflector, 2-2, 2-5
 Block, Fuse, 2-11
 Block, 3-23
 Blower, Heat/Ac, 4-33, 4-35
 Body Assembly, 4-3
 Body Assy, 4-3
 Bolt, Latch, 2-7, 2-9
 Bolt, Motor, Hyd, 4-9
 Bolt, Shoulder, 2-81, 3-25
 Bolt, U, 3-35, 3-39
 Bolt-Eye M8-1.25, 2-81, 3-25
 Bolt, 4-5, 4-7
 Boot, Circuit Breaker, 3-31
 Boot, Electric (Altern, 2-41
 Boot, Protector, 3-17
 Boot, Str .42Id .12H .25L, 2-41
 Boot, Switch, 2-97
 Boot,Switch, 2-97
 Boot-Circuit Breaker, 2-98
 Boot, 2-95
 Box Assy, Heat (See Breakdowns), 3-39
 Box Assy, Heat/Ac (See Breakdowns), 3-35
 Box Assy, Heat/Ac, 4-33
 Box Assy, Heat, 4-35
 Box, Circuit Breaker, 2-98
 Box, Mounting, Lever, Vac, 3-43
 Brace Wldt, Bumper, Se, 3-21
 Bracket Wldt, Fan Inlet, 2-91
 Bracket Wldt, Gas Spring, 2-13
 Bracket Wldt, Lift, 3-25
 Bracket Wldt, Mounting, Valve, 2-79
 Bracket Wldt, Mtg, Engine Rear, 2-35
 Bracket Wldt, Mtg, Headlight, 2-29
 Bracket Wldt, Pivot, 3-25
 Bracket Wldt, Steering Tilt, 2-95
 Bracket Wldt, 3-45
 Bracket, Adjuster, Brake, 2-63
 Bracket, Angle, 2-81, 2-91, 3-23, 3-25, 3-29
 Bracket, Battery, 2-55
 Bracket, Brace Center, 2-13
 Bracket, Brush Lift, Main, 2-87
 Bracket, Engine Floor, 2-37
 Bracket, Flasher, 3-15, 3-17
 Bracket, Floor Panel, L.H., 2-37
 Bracket, Floor Panel, R.H., 2-37
 Bracket, Hood Seal, 2-45, 3-51
 Bracket, L 12.0L Hood Support, 2-13

Bracket, L, 2.20,2.00, .18T,1., 2-53
 Bracket, Lh, 2-27
 Bracket, Lift, 2-81
 Bracket, Mounting Motor, 2-93
 Bracket, Mounting, Eng Rear Rh, 2-35
 Bracket, Mounting, Eng, Rear, 2-35
 Bracket, Mounting, Eng,Rear Lh, 2-35
 Bracket, Mounting, Gearmotor, 3-47
 Bracket, Mounting, Headlamp, 2-27
 Bracket, Mounting, Mirror, 3-33
 Bracket, Mounting, Motor, 2-81, 3-25
 Bracket, Mounting, Skirt, 3-45
 Bracket, Mounting, 2-77
 Bracket, Mtg. Valve, 3-35, 3-39
 Bracket, Mtg, Alternator, 2-41
 Bracket, Mtg, Battery, 2-55
 Bracket, Mtg, Engine Front Lh, 2-35
 Bracket, Mtg, Engine Front Rh, 2-35
 Bracket, Mtg, Filter, 2-39
 Bracket, Mtg, Fig, 2-25
 Bracket, Mtg, Mirror, 3-33
 Bracket, Mtg, Ohg, 3-19
 Bracket, Mtg, Oil Filter, 2-53
 Bracket, Mtg, Propel Cable, 2-65
 Bracket, Mtg, Skirt, 2-23
 Bracket, Mtg, Throttle Cable, 2-39
 Bracket, Mtg, Valve, Cntrl, Heater, 3-35
 Bracket, Mtg, Valve,Control, Heater, 3-39
 Bracket, Mtg, Valve, 2-93
 Bracket, Oper Comp, 2-11
 Bracket, Pivot, 2-81
 Bracket, Rh, 2-27
 Bracket, Side Brush, Valve, 3-23
 Bracket, Spring, 2-81, 3-25
 Bracket, Steering, Machining (Repl. by 375534), 2-57
 Bracket, Steering, Machining, 2-57
 Bracket, Tail Pipe, 2-47
 Bracket, Tank Mtg., 2-53
 Bracket, Wldt,Cable Mtg, 2-65
 Bracket,A/C Dryer, 4-31
 Bracket, 3-3, 3-5, 3-7, 3-9, 3-15, 3-45, 4-27
 Brake Assy, Lh (See Breakdowns), 2-59
 Brake Assy, Rh (See Breakdowns), 2-59
 Brake, Lh, 4-39
 Brake, Rh, 4-37
 Breaker-Circuit, 15 Resetable, 3-47
 Breaker-Circuit, 2.5 Resetbl, 2-98
 Breaker-Circuit, 15 Resetbl, 2-98
 Breaker-Circuit, 15 Resetable, 3-31
 Breather Cap and Gasket, 2-75
 Breather, Hyd 40Mic No DS, 2-2
 Breather, Hyd, 2-75
 Brkt, Filt Retainer, 4-33, 4-35
 Brkt,Mtg,Htr Coil, 4-35
 Brush-Outsd Spl-50Lg - 8Dr-Poly, 2-3
 Brush-Patrl Spl-50Lg - 4Qr-Nyl, 2-3
 Brush-Side Swp -26 D-Assy-Fltw, 2-3
 Brush-Side Swp -26 D-Assy-Nyl, 2-3
 Brush-Side Swp -26 D-Assy-Poly, 2-3

Brush-Side Swp -26 D-Fltw, 2-3
 Brush-Side Swp -26 D-Nyl, 2-3
 Brush-Side Swp -26 D-Poly, 2-3
 Brush-Sweep Spl-50Lg - 8Dr-Poly, 2-3
 Brush-Sweep Spl-50Lg-24Sr-Nyl, 2-3
 Brush-Sweep Spl-50Lg-8Dr-P&W, 2-3
 Brush-Sweep Spl-50Lg-8Dr-Wire, 2-3
 Bshg, Flange, 0.62Bx0.68Od, Nylon, 3-33
 Bulb, #194, 3-17
 Bulb, 12V .5A 4Cp #1157, 2-5
 Bulb, 12V, 3-3, 3-5, 3-7, 3-9
 Bulb, 3-11, 3-13
 Bumper Assy, Se, 3-21
 Bumper Wldt, Lh, 2-29
 Bumper Wldt, Rh, 2-29
 Bumper Wldt, Se, Rh, Front, 3-21
 Bumper Wldt, Sppt, Hopper, Rh, 2-29
 Bumper Wldt, Se, Lh, Front, 3-21
 Bumper, Corner, Mach, 2-5
 Bumper, Cover, Hopper, 2-27
 Bumper, Rbr, 1.5d 1.50 0.28h, 2-15
 Bumper, Rubber, 2-11, 2-17, 2-27, 3-5, 3-9, 3-31
 BumperWldt, Rear, 2-5
 Bushing En, 4-19
 Bushing, Isolator-Inner, Rbr., 2-79
 Bushing, Isolator, 2-31, 2-53, 2-91
 Bushing, Rubber, 2-45, 3-51
 Bushing, Seal, 4-15

C

Cab Assembly Operator (See Breakdowns), 3-31
 Cab Assy, W/Label (DSL), 4-25
 Cable Tie Mount, 3-3, 3-5, 3-7, 3-9
 Cable, Battery, Neg, 2-55
 Cable, Battery, Pos, 2-55
 Cable, Brake, Park, 2-63
 Cable, Choke, 3-35, 3-39
 Cable, Lift, Main Brush, 2-87
 Cable, Push, Pull, 2-65
 Cable, Retaining, S Br, 2-83, 3-23
 Cable, Side Brush, Lift, 2-83, 3-23
 Cable, Speed Control, 2-65
 Cable, Throttle, 2-39
 Cable, 2-81, 3-25
 Cabletie Mount, Adhesive, 3-11, 3-13
 Cam, 2-65
 Cap Assembly En, 4-19
 Cap Radiator, 2-53
 Cap Screw, 4-11
 Cap, End, 4-15
 Cap, Grease Black Paint, 2-59
 Cap, Screw, 4-15
 Cap, Valve Stem, 2-61
 Cap, 2-53
 Cart Flow Control CP, 4-21
 Cart, Check Valve CP, 4-21
 Cart, Pilot Cntr, 4-17
 Cart, PSI CN CP, 4-21
 Chain, Jack, #12, 08.5l 11 Links, 3-43
 Chain, Link#2/0, 7Links, 2-2

Chain, Link#2/0, 7Links, 2-5
 Channel Wldt, Fan Motor, 2-53
 Channel, Mounting, 2-5
 Channel, Mtg, Steering Latch, 2-95
 Channel, Retainer, Seal, Rear, 2-2
 Channel, Retainer, Seal, Rear, 2-5
 Channel, Retainer, 2-2, 2-5, 2-57
 Check Valve, 100 Psi, 3-25
 Circuitbreaker 30, 3-37, 3-41
 Clam Latch, 4-27
 Clamp, Cable 1.5 Dia, 2-81, 3-25
 Clamp, Cable, Stl, 0.44d X 0.62w, 1h, 2-33
 Clamp, Cable, Stl, 2.25d X 1.00w, 3-35
 Clamp, Cable- Brake, 2-63
 Clamp, Cable, 2-49, 2-57, 3-39
 Clamp, Hold Down, 4-37, 4-39
 Clamp, Mtg, Motor, Upper, 2-31
 Clamp, Spring & Screw, 2-45
 Clamp, Spring and Screw, 3-51
 Clamp, Wormdrive, 2-53, 3-35, 3-39
 Clamp, Cable .44D .62Wide, 3-47
 Clamp-Cable, 0.25Dia 0.56Wth, 2-63, 3-47
 Clamp-Cable, 0.38Dia 0.38Wth, 3-43
 Clamp-Cable, .69Dia. 62Wth, 2-21
 Clamp-Muffler, 2-47
 Clamp-Wormdrive, 0.81- 1.50D, 3-17
 Clamp-Wormdrive, 1.62- 3.50D, 2-31
 Clamp-Wormdrive, 2.63- 4.50D, 2-91
 Clamp-Wormdrive, 3.62- 5.50D, 2-91
 Clamp-Wormdrive, 2-51
 Clamp, 2-43, 2-49, 3-35, 3-39
 Clevis, Adjust. 0.25-28Th. Cad., 2-65
 Clip Finger Grip, 3-43
 Clip, Pine-tree .236h Plastic, 2-11
 Clip, Pine-Tree .250h Plastic, 2-5
 Clip, Throttle, 2-39
 Clip, Tree, 2-13
 Closure, 4-25
 Coil 12V w/Var CP, 4-21
 Coil, 12V W/Var, 4-16, 4-17
 Coil, Condenser, 4-31
 Coil, Evaporator, 4-33
 Column, Steering 12", 2-95
 Compressor, A/C A134, 3-35
 Condenser Assy, A/C (See Breakdowns), 3-35
 Condenser Assy, A/C, 4-31
 Connector, Ele, Plug, Femal, .156d, 3-29
 Controller Assy, Rfs, 3-47
 Controller, 2-97
 Cooler-Hyd, 2-17
 Coupling Flywheel, 2-35
 Coupling, 3-47
 Cover Assy, Hopper, 2-27
 Cover Wldt, Engine, 2-13
 Cover Wldt, Fuel Inlet, 3-31
 Cover, Cab Pressurizer, 3-31
 Cover, Electrical, 3-47
 Cover, Eng, Top, 2-13
 Cover, Engine, Floor, 2-37
 Cover, Heat/Ac, 4-33, 4-35

Cover, Housing, Electrical, 3-47
 Cover, Motor, 3-47
 Cover, Permafilter, 2-23
 Cover, Relay Panel, 2-98
 Cover, Rocker Switch Seal, 2-83, 2-87, 3-23
 Cover, Rubber, Lower, 2-37
 Cylinder, Hyd (See Breakdowns), 2-57
 Cylinder, Hyd 1.5B 1.5S 2500, 2-83, 3-23
 Cylinder, Hyd 2.0B 8.0S 2500, 2-25
 Cylinder, Hyd 4.0B 14.5S 2500 (See Breakdowns), 2-21
 Cylinder, Hyd 4.0B 14.5S 2500, 4-23
 Cylinder, hyd. 2.0 B 14.9S 2500, 2-21
 Cylinder, Hyd, 2-87
 Cylinder, Hydraulic, 4-22
 Cylinder, Master Brake, 2-63
 Cylinder, Wheel, Brake, 4-37, 4-39

D

Dampner, Engine, 2-11
 Disc, 2-31
 Disconnect, Male, 4-25
 Disk, 3-43
 Door Cw, 4-27
 Door Assembly, Cab, 4-27
 Door Wldt, Brush, Lh, 2-7
 Door Wldt, Brush, Rh, 2-9
 Door Wldt, Engine, 2-15
 Door Wldt, Hopper, 2-25
 Door Wldt, Rear, 2-17
 Drain Cock, .25Npt Wh#120 Angl, 2-53
 Draincock, 2-35
 Drive Gear Assembly, 4-3
 Drive Pin, .31, 4-25
 Drive, Motor, Hyd, 4-9
 Drive, Valve, 4-5, 4-7
 Drive, 4-5, 4-7, 4-10, 4-11, 4-15
 Drum Assy, Brake 9/16, 2-59
 Dryer, Ac, 4-31
 Duck Bill, 4-33, 4-35
 Duct Wldt, Rfs, 3-47
 Duct, Heater A/C, 3-37, 3-41
 Duct, Inlet, Vac Fan, 2-23
 Duct, Rear, 2-53
 Duct, Vinyl .40X .75X26.0 .25D, 3-3, 3-5, 3-7, 3-9
 Dust Control Kit, Side Brush, 3-45

E

Elbow, Heater, 3-35, 3-39
 Element, Air Cleaner, 2-45
 Element, Air Filter, 3-51
 Element, Filter Safety, 2-45
 Element, Filter, Air, 2-2
 Element, Filter, Fuel, 2-49
 Element, Filter, Safety, 2-2
 Element, Fltr, Oil, Engine, 2-2, 2-43
 Element, Fltr, Oil, 2-2
 Element, Safety, 3-51

CROSS REFERENCE

End Cap, 4-11
Engine Assy, Die (See Cummins Engine
Parts Catalog), 2-35
Extinguisher Kit Fire 800, 3-52
Extinguisher, Fire, 3-52

F

Fan, Condenser, 4-31
Fan, Radiator, 2-53
Fan, Repair Kit, Reassembly, 2-91
Fender Washer, 2-7, 2-9
Ferrule, 2-31
Filter Assy, (standard), 2-31
Filter Assy, Fine, Hopper (option), 2-31
Filter Assy, Spin-on, 2-17
Filter Element, 2-17
Filter, Air, 3.0, 2-45
Filter, Fuel, Element, 2-2
Filter, Fuel, 2-49
Filter, Pre-Cleaner, Turbo II, 2-45
Filter, Panel 23.5X6.5X2 143Plts, 3-35,
3-39
Firewall Brkt, Lower, 2-5
Firewall, Lower, 2-5
Firewall, Upper, 2-5
Fitting - 45, 3-25
Fitting, Str, 2-49, 3-39
Fitting, Brass, Elbow, 2-49
Fitting, Brass, Str, 2-49, 3-35, 3-39
Fitting, Brass, Tee, 3-35, 3-39
Fitting, Brass, 3-35, 3-39
Fitting, Hyd. Str, 3-35, 3-39
Fitting, Hyd, Brs, 3-35, 3-39
Fitting, Hyd, E45, Jm06/Om06, 2-57
Fitting, Hyd, Str, Jm04/Om04, 2-75
Fitting, Hyd, Str, Jm06/Om04, 2-53
Fitting, Hyd, Tee, Jm06/Jf06/Jm06, 2-53
Flange, Mounting, 4-10, 4-11
Flange, Brg, 3 Hole, 2-85
Flap, Rubber, 2-5
Flasher Heavy Duty, 3-17
Flasher, 12v, 3-15
Flat Washer, 3/8" Hard, 3-23
Floor, Engine, 2-37
Fluid, Hyd Oil, SHP 15/40 5Gal, 2-2
Foam, Accustic, 2-13
Foam, Door, 4-27
Foam, Front Sill, 4-29
Foam, Insulation, 3-19
Foam, Lh Front Pos, 4-29
Foam, Lh Rear Pos, 4-29
Foam, Lh Side Sill, 4-29
Foam, Rear Sill, 4-29
Foam, Rh Front Pos, 4-29
Foam, Rh Rear Pos, 4-29
Foam, Rh Upper Sill, 4-29
Foot, Fan, 4-31
Frame, Pane, Cab, Side, 4-25
Frame, Pane, Door, Side, 4-27
Frame, 2-5
Ftg., Reducer, 3-35
Ftg, Breather, 2-33, 3-47

Ftg, Grease.12 Npt 45 .88L, 2-89
Ftg, Grease.25-28Th 90 .75L, 2-57
Ftg, Hyd, Str, 2-49
Ftg, Shrader, 4-31
Ftg, Brass, St Bm03/Pm02, 3-47
Ftg, Brass, Tee 06lf- 02Pm- 06lf, 2-63
Ftg, Bulkhead-Barb Wh 1074X4, 2-33,
3-47
Ftg-Brass, E45, 2-35
Ftg-Brs Str Bm03/Pm02, 2-33
Ftg-Hyd Str, 2-35
Ftg-Hyd Cap Jf08, 2-35
Ftg-Hyd E45 Jm04/Om04, 2-57, 2-87
Ftg-Hyd E45 Jm08/Om08, 2-93
Ftg-Hyd E45 Jm12/Jf12, 2-67
Ftg-Hyd E45 Jm20/Jf20, 2-67
Ftg-Hyd E45, 2-35, 2-43
Ftg-Hyd E90 Jm04/Om04, 2-83
Ftg-Hyd E90 Jm04/Jf04, 2-21, 2-25,
2-75
Ftg-Hyd E90 Jm04/Om04, 2-25, 2-77,
2-83, 2-87, 2-93, 3-23
Ftg-Hyd E90 Jm04/Om06, 2-21, 2-79
Ftg-Hyd E90 Jm06/Jf06, 2-67, 2-79
Ftg-Hyd E90 Jm06/Om06, 2-57, 3-23
Ftg-Hyd E90 Jm06/Om08, 2-21, 2-53
Ftg-Hyd E90 Jm08/Jf08, 2-77, 2-79,
3-25
Ftg-Hyd E90 Jm08/Om08, 2-77, 3-25
Ftg-Hyd E90 Jm08/Om10, 2-93
Ftg-Hyd E90 Jm12/Om12, 2-67
Ftg-Hyd E90 Jm12/om12, 2-17
Ftg-Hyd E90 Jm12/Om16, 2-67
Ftg-Hyd E90 Special Jm12/Jf12, 2-75
Ftg-Hyd E90, 2-35, 2-43, 2-75, 2-83
Ftg-Hyd Plg Om06, 3-23
Ftg-Hyd Plg Om12, 2-75
Ftg-Hyd Rst JM04/.047, 2-79
Ftg-Hyd Rst Jm04/.063, 2-21
Ftg-Hyd Str Jm12/Om16, 2-67
Ftg-Hyd Str Jm04/Om04, 2-85
Ftg-Hyd Str Jm04/Om06, 2-79
Ftg-Hyd Str Jm04/Om08, 2-21
Ftg-Hyd Str Jm06/Jf08, 3-25
Ftg-Hyd Str Jm06/Om06, 2-77, 2-95,
3-23, 3-25
Ftg-Hyd Str Jm06/Om08, 2-53, 2-79
Ftg-Hyd Str Jm06/Om10, 2-67, 2-81
Ftg-Hyd Str Jm06Om06L, 2-77
Ftg-Hyd Str Jm08/Jm06, 2-81
Ftg-Hyd Str Jm08/Jm08, 2-93
Ftg-Hyd Str Jm08/Om08, 2-77, 2-79,
2-85
Ftg-Hyd Str Jm08/Om10, 2-67, 2-93
Ftg-Hyd Str Jm08Om08L, 2-77
Ftg-Hyd Str Jm12/Om12, 2-17, 2-75
Ftg-Hyd Str Jm12/Om16, 2-57
Ftg-Hyd Str Jm12Om12L, 2-77
Ftg-Hyd Str Jm20/Om20, 2-67, 2-75
Ftg-Hyd Str Om08/Of06, 3-25
Ftg-Hyd Str, 2-35
Ftg-Hyd str, 2-83
Ftg-Hyd StrJm06/Om10, 3-25

Ftg-Hyd Tee Jm04Jfjm, 2-79
Ftg-Hyd Tee Jm04Jmjf, 2-79
Ftg-Hyd Tee Jm04Jmjm, 2-25
Ftg-Hyd Tee Jm04Jmom, 2-75
Ftg-Hyd Tee Jm04Omjm, 2-53
Ftg-Hyd Tee Jm06Jmjf, 2-75, 2-79
Ftg-Hyd Tee Jm06Jmom, 2-75
Ftg-Hyd Tee Jm06Omjm, 3-25
Ftg-Hyd Tee Jm08Jmjf, 2-77, 3-25
Ftg-Hyd Tee Jm08Omjm, 2-79
Ftg-Hyd Tee Jm12Jfjm, 2-67
Ftg-Hyd Tee Jm12Jmjf, 2-75
Ftg-Str, 2-35
Ftg-Tee-Brass, 2-35
Fuel Cap, Protectoseal, 2-49
Fuse, 40 Amp, 2-11

G

Gage, Sight Ac, 3-35
Gasket, Box/Cab, 4-33, 4-35
Gasket, Cab Pressurizer, 3-31
Gasket, Cover, Alum, 3-47
Gasket, Fire Switch, 2-93
Gasket, Hyd Cap, 2-75
Gasket, Hyd Tank Breather, 2-75
Gasket, Push On, 4-25
Gasket, Sending Unit Tc, 2-49
Gasket, Vac Fan, 2-91
Gauge, Sight Lh, 2-75
Gear, Idler, 4-3
Gear, Slip Fit, 4-3
Gear, 4-3
Geroler Set, Motor, Hyd, 4-9
Gerotor Set Cl, 4-15
Gerotor Set, 4-5, 4-7, 4-10, 4-11
Grip Vinyl, 2-39
Grip, Handle, Flat, 3-43
Grommet Rbr 0.25ld For .09Matl, 3-17,
3-29
Grommet, Rbr, 0.38 ld For .12mat, 3-11,
3-13
Grommet, Rbr, 0.56 ld For .13mat, 3-11,
3-13
Grommet, Rbr, 0.25ld, For .09Matl, 2-97
Grommet, Rbr, 0.38ld, For .06Matl, 3-3,
3-5, 3-7, 3-9
Grommet, Rbr, 0.50ld, For .25Matl, 2-5
Grommet, Rbr, 0.62ld, For .06Matl, 2-33,
3-47
Grommet, Rbr, 0.63ld, For .06Matl, 3-3
Grommet, Rbr, 0.63ld, For .13Matl, 3-7
Grommet, Rbr, 0.75ld, For .13Matl, 3-17
Grommet, 3-11, 3-13, 3-15, 3-35, 3-39,
4-25
Guard Kit, Overhead, 3-19
Guard Wldt, Hopper, 2-29
Guard Wldt, Lights, Revl & Flsh, 3-3, 3-5,
3-7, 3-9
Guard Wldt, Overhead, 3-19
Guard Wldt, Side Brush, 2-81
Guard Wldt, Sidebrush, 3-25
Guard, Mirror, 3-33

Guard, Side Brush, 2-81, 3-25
Guide, 2-31

H

Handle, Center, 2-79
Handle, Container, 2-27
Handle, Lh, 2-79
Handle, Lift, Brush, 2-95
Handle, Rh, 2-79
Handle, 2-39, 3-43
Harness, Rfs Jumper, 3-47
Harness, Alarm, Back-up, 3-15
Harness, Alarm, Backup, 3-11, 3-13
Harness, Cab (See Fig. 19), 4-25
Harness, Cab, 800/810, 4-30
Harness, Directional, 3-17
Harness, Hopper, Rfs, 3-47
Harness, Hopper, 2-105
Harness, Main, 2-105
Harness, Motor, Duct, 3-47
Harness, Neutral, Start, 2-67
Harness, Side Brush, L.H., 3-26
Harness, Turn/Rotate/Tail Lights, 2-105
Harness, Wire, Diesel Cummins, 2-105
Harness, Rev/Fish Light, Cab, Ohg, 3-3, 3-5, 3-7, 3-9
Headlight, 12V.Rect., 2-27
Headliner, Front, 4-29
Headliner, Rear Cw, 4-29
Heater Coil, 4-33, 4-35
Hinge, W/Pin, 2-15
Hinge, 2-13, 2-15, 2-27
Hook, Cable, 2-81, 3-25
Hopper Floor Kit, St Stl 800, 3-20
Hopper Wldt, 2-23
Horn, 12 Volt, 2-13
Horn, Back-up Alarm, 3-15
Hose Assy, Drain, A/C, 3-49
Hose, A/C 115.0L, 3-35
Hose, A/C, #08 100.0L 109 109, 3-35
Hose, Fan Inlet, 2-91
Hose, Fuel, 2-49
Hose, Heater, 3-35, 3-39
Hose, Hyd, Low04, Jf04str /Jf04, 2-71
Hose, Hyd, 2-35
Hose, Radiator, 2-51
Hose, Rubber, Elbow, 2-51
Hose, Vac, Rubber, 2-33
Hose, Vacuum, .16 Id X 76.0 Lg, 3-47
Hose&2Cuff Assy, Vinyl2.0ld10Ft, 3-43
Hose&cuff Assy, Vinyl4.0ldx50, 2-91
Hose-Heater, 3-35, 3-39
Hose-Hyd Ar 04, 2-71, 2-73
Hose-Hyd Ar04, 2-71, 2-73
Hose-Hyd Low 04, 2-71, 2-73
Hose-Hyd Low04 Jf/J9, 2-71, 2-73
Hose-Hyd Low06, 2-71, 2-73
Hose-Hyd Low12 Jf/Jf, 2-71, 2-73
Hose-Hyd Low12 Jf/jf, 2-71, 2-73
Hose-Hyd Low12, 2-71, 2-73
Hose-Hyd Med 04, 3-27
Hose-Hyd Med 06, 3-27

Hose-Hyd Med04 Jf/J4, 2-71, 2-73
Hose-Hyd Med04 Jf/Jf, 2-71, 2-73
Hose-Hyd Med04, 2-71, 2-73
Hose-Hyd Med06 Jf/J9, 2-71, 2-73
Hose-Hyd Med06 Jf/Jf, 2-71, 2-73
Hose-Hyd Med06, 2-71, 2-73
Hose-Hyd Med08 Jf/J4, 2-71, 2-73
Hose-Hyd Med08 Jf/J9, 2-71, 2-73
Hose-Hyd Med08, 2-71, 2-73
Hose-Hyd Med12, 2-71, 2-73
Hose-Hyd Med78 Jf/J9, 2-71, 2-73
Hose-Hyd Suc20 Spcl 22.5, 2-71, 2-73
Hose-Hyd, 2-43, 2-71, 2-73
Hose, 2-49, 2-51, 2-53
House, Wheel, 2-57
Housing Assy, 4-5, 4-7
Housing Wldt, Vac Fan, Front, 2-91
Housing Wldt, Vac Fan, Rear, 2-91
Housing, Bearing, Motor, Hyd, 4-9
Housing, Brg, 4-5, 4-7
Housing, Condenser, 4-31
Housing, Flywheel, Mach 704 Pk, 2-35
Housing, Heat/Ac, 4-33, 4-35
Housing, Sppt, Wheel (Repl. by 375534), 2-57
Housing, Valve, 4-9
Housing, 4-11
Hub and Stud Assy., 2-57
Hub Assy, 2-61

I

Impeller 9.5 Dia. 18 Blade Mac, 2-91
Indicator Service Air Filter, 2-45
Indicator, Service Air Filter, 3-51
IndicatorLight, Glow Plug, 2-97
Instr. Valve Repair Info, 4-19
Insulation, Acoustic, Vac Fan, 2-93
Insulation, Acstc, Side Upper, Cab, .6, 3-31
Insulation, Acstc, 3-31
Insulation, Foam, 3-31
Insulation, S/Foam .5T 17.0X 15, 2-13
Insulation, S/Foam 1.0 Seal Brake Pedal, 2-63
Insulation, S/Foam 1.0X3.0X3.0, 2-5
Insulation, S/Foam 1.5X4.0X4.0, 2-5
Insulation, S/Foam, .8T 16.5X5, 2-13
Insulation, S/Foam, .8T 17.0X15, 2-13
Insulation, S/Foam, .8T 18.0X4.5, 2-13
Insulation, S/Foam, .8T 23.0X4X3, 2-13
Insulation, S/Foam, Seat, 2-11
Insulation, S/Foam, 2-5
Insulation, Sound Foam, 2-63
Insulation, 2-11, 2-45, 3-51
Isolator, Mounting, 2-35
Isolator, Vac Fan, 2-77
Isolator, Vibration, 2-93
Isolator-Vibration .25-20, 2-47
Isolator-Vibration .31-18, 2-17, 2-53
Isolator-Vibration, 60 Lb.Ratng, 2-93

K

Keeper, Latch, Pane, 4-25, 4-27
Key Set, Switch Ku, 2-97
Key Set, 4-27
Key, Motor, Hyd, 4-9
Key, Round, 4-3
Key, Square 0.12 0.12 00.50 LG, 4-13
Key, Woodruff, 4-10
Key, 4-5, 4-7, 4-12
Kit, Alarm, Backup, 3-15
Kit, Ci, Drain Hose, A/C, 3-49
Kit, Light, Flsh, Low, 3-11
Kit, Light, Revl, Low, 3-13
Kit, Seal, Hyd, Motor, 4-9
Kit, Seal, Hyd, Pump, 4-3
Kit, Seal, Motor, Hyd, 4-9
Kit, Signal, Turn, 3-17
Knob, Plastic, 2-83, 2-89
Knob, 0.38-16, 1.25Dia, Plastic, 3-43
Knob, 2-79, 3-37, 3-41

L

Label Set, Info & Hazard, 2-106
Label Set, Operational 800, 2-106
Label, Hi/Med/Lo, 3-37, 3-41
Label, Numerals 800, 2-106
Label, Pull-Heat, 3-35, 3-39
Label, Thermostat, 3-37
Label, Vac Wand, 3-43
Label, Wiper, 4-25
Label, Caution R134A, 3-35
Lamp, 12VDC 55w, 3-15, 3-29
Lamp, 4-25
Lanyard Assy., 2-17
Latch Assy, Rbr, 1.6d 1.4l/1.0d 1.0l, 3-31
Latch, Bolt, 2-13, 2-15
Latch, Bumper, 2-29
Latch, Door, 3-54
Latch, Hook (Supplier's Lh), 2-9
Latch, Hook (Supplier's Rh), 2-7
Latch, Hook Rh, 2-15
Latch, Hook, Rh, Single Catch, 2-27
Latch, Hook, Rh, 2-13
Latch, Pane, Cab, 4-25, 4-27
Latch, Rear Wind, 4-25
Latch, Tension, 4-33, 4-35
Latch, 2-17, 2-85
Leg Wldt, Bumper, Se, 3-21
Lens, Flashing Amb 12V, 3-11
Lens, Flashing Blue, 3-11
Lens, Flashing Red, 3-11
Lens, Rev. Light, Amber, 3-13
Lens, Rev. Light, Blue, 3-13
Lens, Rev. Light, Red, 3-13
Lens, Flashing Lite Fr207 Amber, 3-3, 3-5
Lens, Flashing Lite Fr207 Blue, 3-3, 3-5
Lens, Flashing Lite Fr207 Red, 3-3, 3-5
Lens, Rev. Light, Amber, 3-7, 3-9
Lens, Rev. Light, Blue, 3-7, 3-9
Lens, Rev. Light, Red, 3-7, 3-9
Lever, Brake, 2-63

CROSS REFERENCE

Lever, Pump, Propel, 2-65
Light Assy Mark/Yel 12V- . A, 3-17
Light Assy Stop/Red 12V- . A, 2-5
Light Kit Flsh 800L Cab, 3-5
Light Kit Flsh 800L Ohg, 3-3
Light Kit Revl 800L Cab, 3-9
Light Kit Revl 800L Ohg, 3-7
Light Kit, Side Brush, 3-29
Light, Dome 12V, 4-25
Light, Flashing Amb 12v-re, 3-11
Light, Flashing, Amber, 12V-Re, 3-3, 3-5
Light, Indicator, 2-97
Light, Rev. Amber 12v-re, 3-13
Light, Spot 12V, 32cp, 3-15
Light, Spot, 12VDC 55w, 3-29
Light, Rev. Amber 12V-Reworked, 3-7, 3-9
Link, Connecting, 4-27
Link, Eccentric, 2-31
Lintel, Main, 2-13
Lintel, Rear, 2-13

M

Magnet, Drive Brush, 2-27
Maintenance Kit, Skirts 800, 2-2
Maintenance Kit, Skirts, 2-2
Manual CD-Rom 800D Cummins, 3-55
Mirror Assembly, 3-33
Mirror Kit, Side Brush, 3-33
Mirror, Flat, 3-33
Mirror, 8.0 Round, Convex, 3-33
Molding, Trim 11-14Ga 4.0, 2-63
Molding, Trim 11-14Ga 15.75, 2-11
Molding, Trim 11-14Ga 5.75, 2-11
Molding, Trim 16Ga&Thinr 10.0, 2-11
Molding, Trim, 4-25
Molding, 4-29
Motor, Ele, Geared, 12Vdc, 3-47
Motor, Electric, 13.6 Vdc, 2-31
Motor, Hyd Gear In 17.9 B 1500 (See Breakdowns), 3-25
Motor, Hyd, (See Breakdowns), 2-81
Motor, Hyd, Gear, [In] 29.9 B 3000, 4-9
Motor, Hydraulic, 4-10, 4-11, 4-12, 4-13
Motor, Propelling, 4-5, 4-7
Motor, Wiper 12V, 4-25
Motor-Hyd Gear (See Breakdowns), 2-57
Motor-Hyd Gear Ex (See Breakdowns), 2-93
Motor-Hyd Gear In (See Breakdowns), 2-57, 2-85
Motor-Hyd, Gear In 10.0 (See Breakdowns), 2-53
Mount, Cable Tie, 2-49, 3-49
Mount, Tie, 3-15
Mounting Bands, 3-51
Muffler, Exhaust, 2-47

N

Nut Low Crown .62-18, 2-83
Nut, Cart., LNG CP, 4-21
Nut, Cart., LNG., 4-16
Nut, Cart., SHT CP, 4-21
Nut, Cart., Sht, 4-17
Nut, Hex Lock m06, 2-27
Nut, Hex Lock m10, 2-83, 3-23
Nut, Hex, Flange, 2-83, 3-23
Nut, Hex, Lock, .31-24, NI, 3-29
Nut, Hex, Lock, M06 X 1.0, NI, 2-15
Nut, Hex, Lock, M08 X 1.25, NI, 3-29
Nut, Hex, Lock, 3-17
Nut, Hex, Std, .31-32, 5, 2-53
Nut, Hex, 2-39
Nut, Motor, Hyd, 4-9
Nut, Slotted Hex, 4-10
Nut, Wheel Lug, 9/16-18, 2-59
Nut, Wheel Lug, 2-57
Nut, Lock-Special 2.16-18Uns, 2-57
Nut-hx Jam M20x1.5 4 Pltd, 2-95
Nut-Hxslot 1.00-20 Pltd, 2-59
Nut-Low Crown .50-20 Pltd, 2-91
Nut, 4-5, 4-7

O

O-Ring Gland, 2-67
Output Shaft Assembly, 4-10

P

Pad, Tread, 2-5, 2-65
Pad, 2-63
Paddle Handle, 4-27
Pane Assy, Glass, Sliding, Cab Lh, 4-25
Pane Assy, Glass, Sliding, Cab, Door, 4-27
Pane, Glass, Cab, Front, 4-25
Pane, Glass, Cab, Rear, 4-25
Pane, Glass, Door Front, 4-27
Pane, Glass, Door, Rear, 4-27
Pane, Glass, Windshield, 4-25
Panel Wldt w/label, 2-11
Panel Wldt, Access Floor, 2-65
Panel Wldt, Cover Engine, 2-13
Panel Wldt, Fender, Lh, 2-27
Panel Wldt, Fender, Rh, 2-27
Panel Wldt, Hopper, Floor, LH, 3-20
Panel Wldt, Hopper, Floor, RH, 3-20
Panel Wldt, Rear, Lh, 2-5
Panel Wldt, Rear, Rh, 2-5
Panel Wldt, Shaker, 2-31
Panel, Bottom, Hopper, Rh, 2-23
Panel, Corner, Eng Cover, 2-13
Panel, Cover, Access, 2-11
Panel, Cover, Dash, 2-97
Panel, Cover, 3-43
Panel, Deflector, Dirt, Lh, 2-23
Panel, Deflector, Dirt, Rh, 2-23
Panel, Diesel, 2-37
Panel, Engine Access, 2-11
Panel, Floor, 2-37
Panel, Fuel Inlet w/label, 2-11
Panel, Headlight, 2-27
Panel, Hopper, Bottom, Lh, 2-23
Panel, Louver, 2-15
Panel, Permafilter, Upper, 2-23
Panel, Rain Shield, 4-33, 4-35
Panel, Side, Floor, 2-37
Panel, Support, Seat, 2-11
Panel, Vacuum Duct, 2-13
Panel, 3-3, 3-5, 3-7, 3-9
Pedal Wldt, Propel Lower W/tread, 2-65
Pedal Wldt, 2-63
Pedal, Upper W/tread, 2-65
Pedestal Wldt, Light, 3-11, 3-13
Pin Assy, .312X3.0 W/Lanyard, 3-25
Pin Assy, Side Brush W/clip, 2-81
Pin Assy, Spring, 4-27
Pin Weldt., 2-19
Pin Wldt., 2-21
Pin Wldt, Latch, 2-27
Pin, 1.00 Odx 4.50, Drilled, 2-21
Pin, 1.25 Odx 3.50, Grooved, 2-21
Pin, 1.250 Od X 4.50, 2-21
Pin, 1.500 ODx7.81, Drilled, 2-19
Pin, Clevis .18 Dia.X .62 Lg, 2-79
Pin, Clevis .25 Dia, 1.000 Lg., 2-65
Pin, Clevis .31 Dia X 4.50 Lg, 2-65
Pin, Clevis .375D X 1.000 Lg, 2-63
Pin, Clevis .375D X 1.312 Lg, 2-65
Pin, Clevis .50 Dia X 2.25 Lg, 2-25
Pin, Clevis .50 Dia X 4.50 Lg, 2-65
Pin, Clevis, 2-39, 2-65
Pin, Cotter .094X1.00, 2-83
Pin, Haircotter .31D .058Wire, 2-65
Pin, Haircotter .31d .058wire, 2-79
Pin, Latch, 4-27
Pin, Clevis, 0.37 Dia.X 2.12 Lg, 2-83, 3-23
Pin, Clevis, 0.50 Dia.X 2.00 Lg, 2-87
Pin, Clevis, 0.50 Dia.X 3.50 Lg, 2-79
Pin, Roll, .18Odx1.62L., .187/.192, 3-43
Pin, 2-19, 2-25, 2-81, 3-25, 4-15
Piston, 4-9
Pivot Wldt, Wheel, 2-57
Plate Wldt, Skirt, 3-45
Plate Wldt, Vac Door, 3-43
Plate Wldt, 2-83, 3-23
Plate, Adapter, 4-3
Plate, Adj, Brush, 2-89
Plate, Angle, 2-81, 2-83, 3-23, 3-25
Plate, Back, 4-3
Plate, Backing, 4-39
Plate, Bottom, Floor, 2-37
Plate, Circuit Breaker, 2-98
Plate, Cover, 2-23, 2-83
Plate, Cummins Diesel Powered, 2-106
Plate, End, 2-37
Plate, Floor, Center, 2-37
Plate, Floor, 2-37
Plate, Front, 4-3
Plate, Guide, Bumper, 2-5
Plate, Hood, 2-45
Plate, Latch, 3-43

Plate, Link, 2-19
 Plate, Motor, Hyd, 4-9
 Plate, Mounting, Rfs Control, 3-47
 Plate, Mounting, Vac Door, 3-43
 Plate, Mtg, Check Valve, 3-25
 Plate, Mtg, Latch, 2-85
 Plate, Mtg, Relay, 2-98
 Plate, Mtg, Steering Boot, 2-95
 Plate, Mtg, Valve, Solenoid, 2-77
 Plate, Mtg, 2-49
 Plate, Pin Retainer, 2-19, 2-21
 Plate, Pivot, Wheel, 2-57
 Plate, Retainer, Foam, 2-93
 Plate, Retainer, 3-45
 Plate, Seal, 2-85
 Plate, Shutter, 3-47
 Plate, Side Brush Roller, 2-83
 Plate, Side Brush, Roller, 3-23
 Plate, Spacer, 2-21
 Plate, Spring - Side Brush, 2-53, 2-91
 Plate, Striker, 2-17
 Plate, Support, Cover Se, 2-13
 Plate, Switch Mntg, 3-37, 3-41
 Plate, Valve, Motor, Hyd, 4-9
 Plate, Wear, 4-15
 Plate-Cover, 2-83
 Plate, 2-65, 2-83, 3-23, 3-43, 3-45, 4-5, 4-7, 4-27
 Plug & O-Ring En, 4-19
 Plug #2, 4-21
 Plug Assembly En, 4-19
 Plug Assembly, 4-5, 4-7
 Plug Assy,Byd En, 4-19
 Plug Assy, 4-9
 Plug Gage #4, 4-21
 Plug Gage #6, 4-19, 4-21
 Plug Weld, Brush Drive, Sweep, 2-85
 Plug Wldt, Idler, 2-85
 Plug, #2 O-Ring, 4-17
 Plug, Drain, 3-43
 Plug, O-Ring, 4-7
 Plug, O-ring, 4-3
 Plug, Tube, 2-85
 Plug, 2-11, 4-9
 Plugbtn .62H .03-.12 Blacknyl, 2-98
 Plugbtn .50H .03-.12 Blacknyl, 3-41
 Plugbtn .62H .03-.12 Blacknyl, 4-35
 Plugbtn .75h .03-.12 Blacknyl, 2-11
 Plugbtn .88H .03-.12 Blacknyl, 4-35
 Plugbtn 1.25h .12 Max Blacknyl, 2-11
 Plugbutton .88H .03-.12 Blacknyl, 2-13
 Plugbutton, 3-19
 Plunger En, 4-19
 Poppet En, 4-19
 Poppet, Pump, Hyd, Gear, 4-9
 Poppet, 4-9
 Pulley - Cable, 1.5 Dia, 3-23
 Pulley Assy, Cable, 1.5 Dia, 2-83
 Pump, Hyd, 4-3
 Pump-Hyd Gear Ex, 2-67
 Pump-Hyd Piston V, 2-67

R

Race, Bearing, 4-15
 Race, Thrust, 4-10, 4-11
 Radiator, 4 Row, 6 Fin, 2-53
 Relay 12Vdc 40A Spdt, 3-11, 3-13
 Relay, 12Vdc 70A Cont Spst, 2-11
 Relay, Shrouded, 12 Vdc, 2-98, 3-37, 3-41, 3-47
 Relay, Shrouded, 12V, 3-3, 3-5, 3-7, 3-9
 Repair Info, Motor, 4-7, 4-11
 Repair Info, Pump, 4-3
 Repair Info,Cyl En, 4-23
 Repair Info,Mtr Cl, 4-9
 Repair Info,Scu Cl, 4-15
 Replacement Kit, Rh. Side Brush Cable, 2-81
 Replacement Kit, Roller, Side Brush Lift, 2-83, 3-23
 Replacement Kit, Side Brush Cable, Lh, 3-25
 Replm Kit, Case, 2-97
 Replm Kit, Cir Board, 2-97
 Replm Kit, Hourmeter, 2-97
 Replm Kit, Instr Panel, 2-97
 Replm Kit, Lamp, Backlighting (Set of 8), 2-97
 Replm Kit, Lamp, Fault (Set of 8), 2-97
 Replm Kit, Seal, 2-97
 Replm Kit, Touch Panel, 2-97
 Retainer, Front, Motor, Hyd, 4-9
 Retainer, Frt, 4-5, 4-7
 Retaining Ring-External, 1.25D, 2-21
 Retaining Rng En, 4-19
 Rfs Kit, 3-47
 Ring Wldt, Mtg, Filter, 2-31
 Ring Wldt, Shaker, 2-31
 Ring, Isolator, Outer Rbr, 2-53, 2-91
 Ring, Isolator, Outer, Rbr, 2-31
 Ring, Rear Window, 4-25
 Ring, Retainer, Lock, 2-57
 Ring, Retainer, 4-15
 Ring, Retaining, Ex 1.5 Dia Hd, 2-19
 Ring, Retaining, Ext 1.12, 2-31
 Ring, Rubber, 2-45, 3-51
 Ring,Retain,Ex,0.50 Stil Steel, 2-65
 Ring,Retain,Ex,0.50Od,Heavy Dt, 2-95
 Ring, 2-79
 Rivet, Plastic .250Dx.898, 2-95
 Rivet, Plastic .325D X .787, 2-11
 Rivet, Plastic, 2-7, 2-9, 3-31
 Rivet, Pop, 2-15
 Rod End .250-28 .25Dia, 2-65
 Rod Wldt, Push, Brake, 2-63
 Rod, Latch, Steering, Tilt, 2-95
 Rod, Seat, 2-11
 Rod, Support Cover, 2-13
 Rod, Thread, 2-83, 2-89
 Rod, Threaded .50-13, 2-87
 Rod-Thrd, Full .25-28, 2-65
 Rod-Thread, 2End M08X1.25X10Lg, 2-63
 Rubber Hump, 2-45, 3-51

S

Scr Flt M8x1.25 20, 2-77
 Scr Hex .38-16X0.75, 2-95
 Scr-Hxfmgm 5X0.8 16 pltd, 2-13
 Scr-Hxfmgm 6x1.0 12 Pltd, 3-31
 Scr-Set 10-24X0.25 Nylon Loc, 3-47
 Scr-soc .50-13x2.75 Alloypltd, 2-57
 Scr-soc M12x1.75 60, 2-57
 Screen, Filter, 2-31
 Screw Flt, 2-93
 Screw Set M 6X1.020, 2-79
 Screw, Cap, Motor, Hyd, 4-9
 Screw, Cap, 4-3, 4-5, 4-7
 Screw, Hex m06, 3-33
 Screw, Hex m08, 2-83, 3-23
 Screw, Hex m10, 2-83, 3-23
 Screw, Hex, M08 X 1.25 X 20, 8.8, 3-29
 Screw, Hex, 2-39
 Screw, Pan, M 6 X 1.0 X 40, 4.8, 2-15
 Screw, Pan, M04, 3-17
 Screw, Pan, m06, 2-27
 Screw, Pan, 2-39
 Screw, Set, 2-85
 Screw-Hex M10X1.5 90 Full Thd, 2-81
 Screw-Hex M10X1.5, 2-81
 Screw-Set M10 X 1.50 2045H, 2-65
 Screw, 4-11
 Seal Cw, 4-25
 Seal Kit, 4-10, 4-11
 Seal Foam Rbr .75 1.5W 2.1L, 2-5
 Seal Foam Rubber .75X1.5X3.5, 2-85
 Seal Kit, Cart CP, 4-21
 Seal Kit, Cart., 4-16
 Seal Kit, Cart, 4-17
 Seal Kit, Coil CP, 4-21
 Seal Kit, Coil, 4-16, 4-17
 Seal Kit, Cyl, 4-23
 Seal Kit, Hyd Mtr Gear, 4-13
 Seal Kit, Motor, 4-5, 4-7
 Seal Kit, Pane, Cab, 4-25
 Seal Kit, Pane, Door, 4-27
 Seal Kit, Rear, 4-7
 Seal Kit, Scu, 4-15
 Seal Kit, Shaft, 4-5, 4-7
 Seal Kit, Shaker Panel, 2-31
 Seal Kit, Vlv En, 4-19
 Seal Kit, 4-12, 4-22
 Seal, 48.0 Lg., 2-11, 2-15
 Seal, 7.00 Lg, 2-11
 Seal, Bearing, 2-95
 Seal, Boot, Steering Column, 2-95
 Seal, Brush Comp, Side, 2-2, 2-7, 2-9
 Seal, Brush Door, 2-7, 2-9
 Seal, Bulb, Sd-0504 19.75Lg, 2-13
 Seal, Bulb, Sd-0504 24.50Lg, 2-11
 Seal, Bulb, Sd-0504 28.00 Lg, 2-11
 Seal, Door, Brush, Lh, 2-7
 Seal, Door, Brush, Rh, 2-9
 Seal, Duct, 2-53
 Seal, Dust, 2-11, 2-23, 2-31
 Seal, Fan, Vac Outlet, 2-53
 Seal, Filter, 3-47
 Seal, Foam Rbr .19 .75W 8.43L, 3-43

CROSS REFERENCE

- Seal, Foam Rbr, .19 .75W 47.1L, 3-43
Seal, Foam, Urethane Covered, 2-23
Seal, Handle, Valve, 2-97
Seal, O-Ring .787Idx.210Th, 3-47
Seal, Pan, Top, 2-2, 2-5
Seal, Rear Window, 4-25
Seal, Rod, Adjuster, 2-11, 2-89
Seal, Throttle Handle, 2-39
Seal, Urethane Covered Foam, 2-27
Seal, Urethane, 3-31, 3-47
Seal, Foam Rbr, .31 .75W 14.8L, 2-11
Seal, Foam Rbr, .62 .62W 24.5L, 2-13, 2-15
Seal, 2-5, 2-11, 2-13, 3-43, 3-47
Sealing Kit, Operator Comp, 2-11
Seat Belt Kit, 3-54
Seat, Suspension, 2-11
Send Unit, Temp Water .62Unf, 2-35
Send-Unit, 2-49
Sender, Filter, Hydraulic, 2-17
Set Screw, 2-31
Shaft and Brg, 4-5, 4-7
Shaft Wldt, Main Brush, 2-85
Shaft, Eccentric, 2-31
Shaft, Idler, 2-85
Shaft, Motor, Hyd, 4-9
Shaft, Pivot, 2-81, 3-25, 3-47
Shaft, 3-43, 4-11
Shaker Bar Replacement Kit, 2-31
Shield, Dust, 2-5
Shim .003Th 0.88Odx0.506ld, 2-91
Shim .005Th 0.88Odx0.506ld, 2-91
Shim .010 Thk En, 4-19
Shim .010Th 0.88Odx0.506ld, 2-91
Shim .015 Thk En, 4-19
Shim .020Th 0.88Odx0.506ld, 2-91
Shim .035 Thk En, 4-19
Shim .060Th 0.880Dxo.506ld, 2-91
Shim Vac Fanassy, 2-91
Shim, 4-9, 4-27
Shoe, Brake, 4-37, 4-39
Shoulder Screw, 2-31
Shroud Wldt, Fan, Rad w/label, 2-53
Shutdown, Three way, 2-35
Signal Turn, 3-17
Skirt, Brush Door, 2-2, 2-7, 2-9
Skirt, Cover, Sbdc, 3-45
Skirt, Deflection, 3-45
Skirt, Deflector, 2-23
Skirt, Front, Indoor, 2-2, 2-7, 2-9
Skirt, Lip, 2-23
Skirt, Retainer, 3-45
Skirt, Seal, Main Brush, 2-2, 2-5
Skirt, 3-45
Sleeve .438B 1.00D .35Stl, 3-23
Sleeve, .259B .38D .62 Dom, 2-79
Sleeve, .320B .32D .49 Lc Stl, 2-27
Sleeve, .344B .50D .81 Cr.Anc, 2-63
Sleeve, .375B .62D1.06 Stl, 2-57
Sleeve, .375B .75D .32 Stl, 2-83, 3-23
Sleeve, .385B .62D .62 Cd.Cad, 2-11
Sleeve, .408B .62D .53Stl, 2-65
Sleeve, .438B 1.00D .35 Stl, 2-83
Sleeve, 0.406B .750D .800Stl, 3-23
Sleeve, 0.406B 0.75D1.80 Stl, 2-83, 3-23
Sleeve, Bearing, 2-31
Sleeve, Dashpo, Pump, Hyd, Gear, 4-9
Sleeve, Hyd 30", 2-85
Sleeve, Nyl #37 10.0L, 2-57
Sleeve, Nyl 16.0 L, 2-17
Sleeve, Nyl, #33 65.0l, 3-35
Sleeve, Nylon #27 65.0L, 2-81
Sleeve, Nylon #27 55.0l, 3-25
Sleeve, Pivot, Door, 2-25
Sleeve, 0.406B .750D .800 Stl, 2-83
Sleeve-Nyln, 2-43
Sleeve, 2-83, 3-23, 3-39
Solenoid, 2-35
Spacer En, 4-19
Spacer Plate, 4-11
Spacer, .25 L, 2-79
Spacer, .75D .9L .25-28 Th, 2-65
Spacer, .90L, 2-79
Spacer, Brake, 2-63
Spacer, Condenser, 4-31
Spacer, Pane, Glass, 4-25
Spacer-.50 Od X .055W X 1.0, 2-63
Spacer, 2-21, 2-53, 2-63, 2-81, 2-83, 2-91, 3-23, 3-25, 4-25
Spindle, Adjustment, 2-13
Spring En, 4-19
Spring En, 4-19
Spring Kit, 4-15
Spring, Comp, 2-81, 3-25
Spring, Extension, 2-81, 3-25
Spring, Gas 80 Lb, 3-33
Spring, Motor, Hyd, 4-9
Spring, Propel, Centering, 2-65
Spring, Recirculation, 2-5
Spring, Tens, 0.5Dx.06Wire 2.5L, 2-63
Spring, Tension, 2-87
Spring, Torsion, Rh, 2-81
Spring, Torsion, 3-25
Spring, Comp., 2-39
Spring-Gas, Engine Cover, 2-27
Spring, 2-31, 4-5, 4-7, 4-9, 4-37, 4-39
Sprng, Comp, 0.62Idx.06Wire 2.3L, 2-95
Sprng, Comp, 0.83Idx.07Wire 1.0L, 3-43
Sprng, Comp, 0.87Idx.10Wire 2.5L, 2-89
Sprng, Tens, 0.965Odx.09Wire 4.4L, 2-27
Sprng, Tens, 1.00Odx.09Wire 2.8L, 2-65
Steer Control Hyd#4 04.5 1300, 4-15
Steer Control, Hyd, 2-95
Strain, Relief, 2-33, 3-47
Strainer-Hyd Suction 25-100-03, 2-2, 2-75
Strap, Retainer, Seal, 2-2, 2-5
Strap, 2-49
Strip, Hopper, 2-23
Strip, Retainer, Bearing, 2-85
Strip, Retainer, Brake Cable, 2-63
Strip, Retainer, Seal, Lh, 2-7
Strip, Retainer, Seal, Rh, 2-9
Strip, Retainer, Seal, Side, 2-7, 2-9
Strip, Retainer, Shield, Rh, 2-5
Strip, Retainer, Skirt, Front, 2-23
Strip, Retainer, Skirt, 2-2, 2-7, 2-9, 3-45
Strip, Spacer, 2-13
Stud, Adjustment, 3-43
Stud, Wheel .56-18x2.13, 2-57, 2-59
Support Wldt, Sppt, Hopper Lh, 2-29
Switch Assy, Pressure, Hyd, 2-77
Switch Assy, Roller-no, 3-15
Switch Ignition, 2-97
Switch Rocker Spst, 2-83, 3-23
Switch, Pressure Oil, 2-35
Switch, Pressure, 2-33, 3-47
Switch, Pushmom, Spst100A 12V, 2-95
Switch, Rocker, Dpdt, 2-87
Switch, Roller, 2-19
Switch, Temp Ac, 3-37
Switch, Wiper Motor, 4-25
Switch, 3Way Blow, 3-37, 3-41
Switch, 3-17
Swivel, 3-35, 3-39

T

- Tank Wldt, Hydraulic w/label, 2-75
Tank, Fuel, 2-49
Tank, 2-53
Thermostat Assembly, 155 Deg, 2-93
Three Way Shutdown Sensor, 2-53
Tie Cable 3.00D Max 11.41Lg, 2-81, 3-25
Tie, Cable 1.75D Max 7.50Lg, 2-33
Tie, Cable 1.75D Max 7.50Lg, 3-11, 3-13, 3-47
Tie, Cable 3.00D Max 11.41Lg, 2-95
Tie, Cable 4.00 Max 14.50Lg, 3-47
Tie, Cable, Nyl, 07.3l .19w 1.8 Max D, 3-49
Tie, Cable, Nyl, 15.3l .W 4.5 Max D, 3-35
Tie, Cable, 2-49, 3-3, 3-5, 3-7, 3-9, 3-15, 3-17
Tire & Flap Assy, 2-61
Tire & Rim Assy, Pneu 6.50-10, 2-61
Tire and Rim Assy, Solid 6.5, 3-53
Tire, Solid, 3-53
Tread, Floormat, Rubber, 2-11
Tread, Rubber, 3-31
Trim, 2-11
Tube Fuel, 2-49
Tube Assy, Brake, 2-63
Tube Asy, Cond/Dry, 4-31
Tube Wldt, Brace, Center, 2-13
Tube, 0.62D .44B 2.44, Stl, 2-27, 3-33
Tube, Coolant, 2-51
Tube, Cross, Bumper, Se, 3-21
Tube, Exhaust, 2-47
Tube, Inner, 2-61
Tube, Intake, Cummins, 3-51
Tube, Intake, 2-45
Tube, Retainer, Spring, 2-87
Tube, Spacer, Brush Lift, 2-87
Tube, 3-51
Turbo Pre-cleaner, 3-51

U

U-Nut Clip, M6, 2-13

V

Valve - Hyd., Solenoid, 4-16
 Valve -3Way, 3-35, 3-39
 Valve Assy, Heater, 3-35, 3-39
 Valve Plate, 4-5, 4-7
 Valve Stem N.O. CP, 4-21
 Valve Stem 4W2P CP, 4-21
 Valve Stem 4W2P, 4-17
 Valve Stem, N.D., 4-16
 Valve, Drive, Motor, Hyd, 4-9
 Valve, Expansion, 4-33
 Valve, Hyd Control Man (See Breakdowns), 2-79
 Valve, Hyd Control Man, 4-19
 Valve, Hyd Control Solenoid, 4-17, 4-21
 Valve, Hyd Solenoid (See Breakdowns), 2-83
 Valve, Hyd, Solenoid (See Breakdowns), 3-23
 Valve-Hyd, Solenoid (See Breakdowns), 2-77, 2-93, 3-25
 Valve, 4-5, 4-7, 4-9

Wheel, Steering, 2-95
 Wire Ass'y-Blk, 2-35
 Wire Ass'y-Elect., Ground, 2-35
 Wire, Dome Light, 4-25
 Wire, Lead, 2-13
 Wire-Ground, Alternator, 2-41

W

Wand Kit, Vac, 3-43
 Wand, 3-43
 Washer En, 4-19
 Washer, .310B .88D .12Rbr, 3-25
 Washer, .344B .69D .06Nylon, 3-47
 Washer, .344B .69D .06Nylon, 2-13
 Washer, .516B .90D .07Cr., 2-65
 Washer, .531B 1.75D .12Cr.Znc, 2-85
 Washer, .531B 1.88D .12Hard Zn, 2-11
 Washer, .532B 2.13D .11Hr.Znc, 2-35
 Washer, 1.015B 1.75D .11Hrs, 2-25
 Washer, 1.300B 3.000, 2-81, 3-25
 Washer, Fender, 2-45, 3-51
 Washer, Flat m10, 2-83, 3-23
 Washer, Flat, 0.31 Fender, 3-29
 Washer, Flat, 2-39, 2-83, 3-23, 3-25
 Washer, Lock Special, 2-57
 Washer-Belleville .31 Pltd, 3-23
 Washer-Belleville .50 Pltd, 2-81
 Washer-Belleville .50 Pltd, 3-25
 Washer-Flt .25 Fender Rltd., 2-11
 Washer-Flt .25 Fender, 3-31
 Washer-Flt .31 Fender Pltd, 2-79
 Washer-Loc Int-Ext .31 Pltd, 3-29
 Washer-Loc Int-Ext .25 Pltd, 2-47, 3-17
 Washer-Loc Int-Ext .38 Pltd, 2-41
 Washer-Loc Int-Ext 10 Pltd, 3-17
 Washer, 2-33, 2-35, 2-39, 2-57, 2-81, 2-97, 4-3

