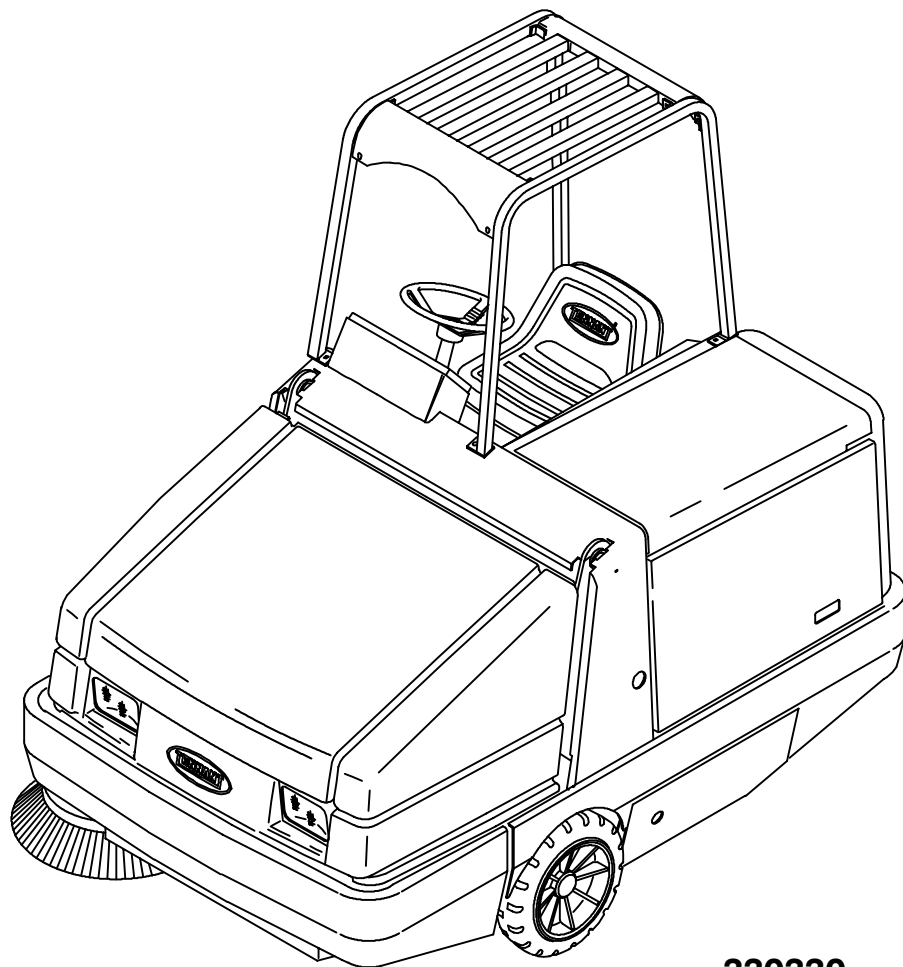




# 6550D

Parts Manual



330330

Rev. 06





This manual is furnished with each new TENNANT Model 6550D.

This manual consists of the How To Use This Manual; Standard Parts; Options; Breakdowns; Engine Breakdown; and Cross Reference sections.

**MACHINE DATA**

*Please fill out at time of installation for future reference.*

Machine Model Number - 6550D

Machine Serial Number - \_\_\_\_\_

Machine Options - \_\_\_\_\_

TENNANT Representative/phone no. - \_\_\_\_\_

Customer ID Number - \_\_\_\_\_

Date of Installation - \_\_\_\_\_

Manual Number - 330330

Revision: 06

Published: 9-02

## HOW TO USE THIS MANUAL

This section on *HOW TO USE THIS MANUAL* will tell you how to:

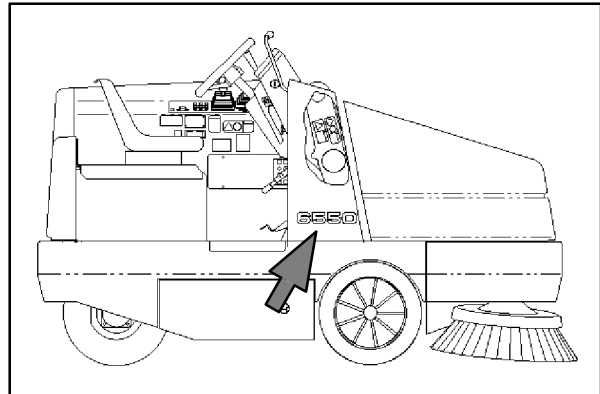
- Find important machine information for ordering correct repair parts.
- Find TENNANT part numbers.
- Order TENNANT parts and supplies.

### IMPORTANT INFORMATION

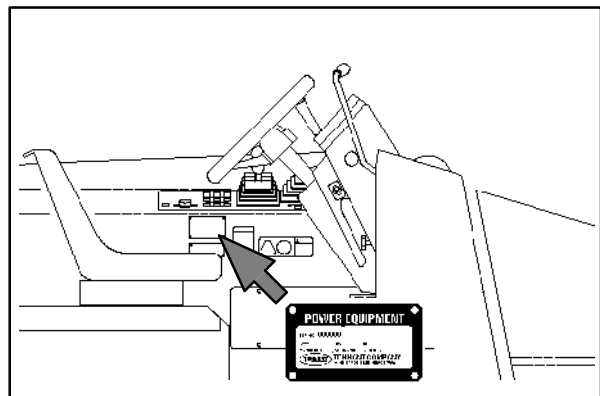
When placing an order for parts, the machine model and machine serial number are important. Refer to the *MACHINE DATA* box which is filled out during the installation of your machine. The *MACHINE DATA* box is located on the inside of the front cover of this manual.

MACHINE DATA	
<i>Please fill out at time of installation for future reference.</i>	
Machine Model Number -	385
Machine Serial Number -	_____
Machine Options -	_____
TENNANT Representative/phone no. -	_____
Customer ID Number -	_____
Date of Installation -	_____
Manual Number -	MM305
Revision:	00
Published:	06-92

The model number of your machine is on the side of the machine.



The serial number of your machine is printed on the machine data plate located as shown.



# HOW TO USE THIS MANUAL

## FINDING A TENNANT PART NUMBER

This manual contains the following sections:

- HOW TO USE THIS MANUAL
- STANDARD PARTS
- OPTIONS
- BREAKDOWNS
- CROSS REFERENCE

The STANDARD PARTS section lists repair parts for standard machines. They are grouped in this general order:

- General wear parts.
- Machine frame and related parts.
- Machine propelling system.
- Scrubbing components.
- Electrical parts.

The OPTION section lists repair parts of options.

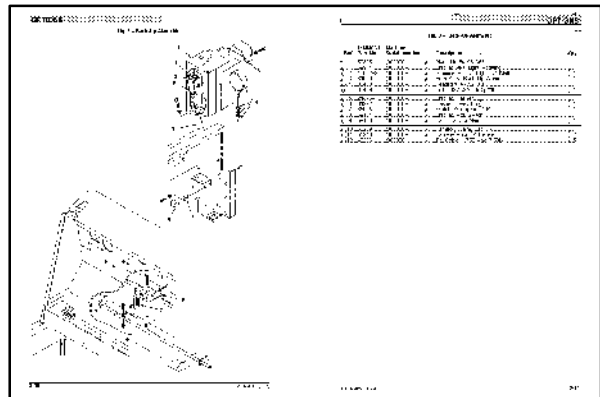
The BREAKDOWN section lists available repair parts of major components.

All sections in this manual consist of parts illustrations and corresponding parts lists.

The parts illustrations are numbered with **Ref** numbers which refer to corresponding parts lists.

The parts lists include a number of columns of information:


- **Ref** - column refers to the reference number on the parts illustration.
- ▽ - indicates the part is an assembly.
- ▲ - indicates the part is included in the assembly listed just before it.
- **TENNANT Part No.** - column lists the TENNANT part number for the part.
- **Serial Number** - column indicates the set of machines the part number is applicable to. Serial numbers change when the machine design has been modified. The most current design of the machine is shown in the main illustration, older designs are boxed in a corner of the illustration.
- **Description** - column is a brief description of the part.
- **Qty.** - column lists the quantity of that part used in that area of the machine.



Ref.	TENNANT Part No.	Machine Serial number	Description	Qty.
▽	59396	(000000-	Alarm Kit, Bu Aw 355L	1
▲ 1	59444	(000000-	Bracket W/3t. Lght, Rotating	1
▲ 2	10532-9	(000000-	Grommet, For 0.56ld. For .13Mail	1
▲ 3	61920	(000000-	Horn Ass'y, Back-Up Alarm	1
▲ 4	36438	(000000-	Headlight Ass'y, 210g	1
▲ 4	36439	(000000-	Rubb, 12V, 5A - 40q#1004	1
▲ 5	245/6-1	(000000-	Bracket, Flasher	1
▲ 6	31522	(000000-	Flasher, Heavy Duty	1
▲ 7	35406	(000000-	Switch, Waterproof, 1LA	1
▲ 8	59154	(000000-	Bracket, Mfg. Switch	1
▲ 9	59163	(000000-	Cam, Backup Alarm	1
▲ 10	60269	(000000-	Harness, Alarm, Backup	1
▲ 11	55246	(000000-	Cartridge Mount, Auditive	2
▲ 12	49266	(000000-	Tle. Cable 1.75D Max 7.50Lg	5

*NOTE: If a service kit is installed on your machine, be sure to keep the INSTRUCTION BULLETIN which came with the kit. It contains repair parts numbers needed for ordering future parts.*

*NOTE: Fasteners used in this machine may be metric or non-metric. Take care when replacing hardware to replace with same thread size.*



## PLACING AN ORDER

Orders may be placed by phone, fax, or by mail. Phone orders may need written confirmation. Follow the steps below to insure prompt delivery:

1. Identify the model number of your machine.
2. Identify the serial number of your machine.
3. Find the part number of the part you need. Do not order by page number or reference number. If you are not able to find the part number, call your TENNANT representative for help or send the old part as a sample.
4. Determine the quantity of the part you need.
5. Provide the following company information:
  - Company name
  - Customer ID Number
  - Shipping address
  - Billing address
  - First and last name of person ordering parts
  - Telephone number
  - Purchase order number
6. Provide definitive shipping instructions.

## HOW TO USE THIS MANUAL

---

Any claim for loss or damage to a shipment in transit should be filed promptly with the transportation company making the delivery. Shipments will be complete unless the packing list or order acknowledgement indicates items back ordered.

If parts received are suspected to be incorrect or defective, please contact the TENNANT representative from whom you ordered the part. They will give authorization for return and/or handle replacement shipments when required.

## SECTION 2

Contents	Page
Fig. 1 - General Recommended Maintenance Items .....	2-2
Fig. 2 - Replacement Brushes .....	2-4
Fig. 3 - Main Frame Group .....	2-6
Fig. 4 - Right Brush Door Group .....	2-8
Fig. 5 - Left Brush Door Group .....	2-9
Fig. 6 - Seat and Shroud Group .....	2-10
Fig. 7 - Right Grille Group .....	2-12
Fig. 8 - Left Grille and Hydraulic Cooler Group .....	2-14
Fig. 9 - Engine Cover Group .....	2-16
Fig. 10 - Engine Side Door Group .....	2-18
Fig. 11 - Overhead Guard Group .....	2-20
Fig. 12 - Steering and Firewall Group .....	2-22
Fig. 13 - Instrument Panel Assembly .....	2-24
Fig. 14 - Side Instrument Panel Group .....	2-26
Fig. 15 - Circuit Breaker and Relay Group .....	2-27
Fig. 16 - Engine and Governor Group .....	2-28
Fig. 17 - Engine Mount Group .....	2-30
Fig. 18 - Air Cleaner Group .....	2-32
Fig. 19 - Alternator and Engine Fan Group .....	2-34
Fig. 20 - Muffler Group (000000 -008910) .....	2-35
Fig. 21 - Muffler Group (008911- ) .....	2-36
Fig. 22 - Fuel Tank Group .....	2-38
Fig. 23 - Radiator Group .....	2-40
Fig. 24 - Battery Group .....	2-42
Fig. 25 - Rear Drive Wheel Group .....	2-44
Fig. 26 - Rear Wheel Assembly .....	2-46
Fig. 27 - Front Wheel and Brakes Group .....	2-48
Fig. 28 - Brake Lever and Pedal Group .....	2-50
Fig. 29 - Directional Pedal Group .....	2-52

Contents	Page
Fig. 30 - Hydraulic Pump Linkage Group ..	2-54
Fig. 31 - Hopper Group .....	2-56
Fig. 32 - Hopper Dump Door Group .....	2-58
Fig. 33 - Hopper Cylinder and Dust Door Group .....	2-60
Fig. 34 - Hopper Hood and Bumper Group ..	2-62
Fig. 35 - Filter Box Group .....	2-64
Fig. 36 - Hopper Lift Arms Group .....	2-66
Fig. 37 - Side Brush Motor and Pivot Group ..	2-68
Fig. 38 - Side Brush Lift Group .....	2-70
Fig. 39 - Main Brush Lift Group .....	2-72
Fig. 40 - Main Brush Drive Group .....	2-74
Fig. 41 - Vacuum Fan Group .....	2-76
Fig. 42 - Vacuum Fan Motor and Fittings Group .....	2-78
Fig. 43 - Hydraulic Schematic .....	2-80
Fig. 44 - Hydraulic Hose Group .....	2-82
Fig. 45 - Hydraulic Reservoir Group .....	2-84
Fig. 46 - Hydraulic Valve Group .....	2-86
Fig. 47 - Hydraulic Pumps Group .....	2-88
Fig. 48 - Pressure Switch Group .....	2-89
Fig. 49 - Back-Up Alarm Group, LRC .....	2-90
Fig. 50 - Electrical Schematic .....	2-92
Fig. 51 - Wire Harnesses Group .....	2-96
Fig. 52 - Label Group .....	2-103

**Fig. 1 - General Recommended Maintenance Items**

Ref.	Tennant Part No.	Machine Serial Number	Description	Qty.
▽	69943	(000000-	) Performance Pkg 400Hr Die 355L	1
▲	58120	(000000-	) Element, Air Filter	1
▲	55849	(000000-	) Filter, Oil	4
▲	36050	(000000-	) Filter, Fuel	1
▲	55844	(000000-	) Filter, Fuel, Element	1
▲	65869-1	(000000-	) Fluid, Hyd Oil, Shp 15/40 1Gal	6
▲	55740	(000000-	) Filter Element Ph	1
▽	398335	(000000-	) Kit, Maintenance, 800Hr	1
▲	57803	(000000-	) Circuitbreaker, 15.0a, Resetable	2
▲	79399	(000000-	) Switch	1
▲	59687	(000000-	) Seal	2
▲	59685	(000000-	) Seal	1
▲	379751	(000000-	) Skirt	1
▲	379750	(000000-	) Skirt	1
▲	54190	(000000-	) Skirt, Deflector	1
▲	59680	(000000-	) Skirt, Lip	1
▲	59681	(000000-	) Skirt, Lip	1
▲	379705	(000000-	) Skirt, Lip	1
▲	379706	(000000-	) Skirt, Lip	1
▲	54089	(000000-	) Skirt	2
▲	58103	(000000-	) Seal, Door, Dump, Hppr, Rear	1
▲	59105	(000000-	) Seal, Door, Dump, Hppr, Rear	1
▲	55884	(000000-	) Retainer, Seal, Hppr, .12 X 1.8 X 40.3l	1
▲	379629	(000000-	) Kit, Fltr, Fine Particle	1
▲	32126	(000000-	) Stud, Wheel, .50-20 X 1.50	1
▲	24339	(000000-	) Nut, Wheel, .50-20 X 60 Angle	1
▲	87866	(000000-	) Key, Switch, Set Of Two	1
▲	61490	(000000-	) Kit, Replmt, Seal	1
▲	59335	(000000-	) Kit, Seal, Hyd	1
▲	04483	(000000-	) Kit, Seal, Hyd	1
▲	79812	(000000-	) Kit, Seal, Hyd, Valve	1
▽	72067	(000000-	) Maint Kit, Skirts 355L	1
▲	59687	(000000-	) Seal, Door, Dump, Side	2
▲	59688	(000000-	) Strap, Door, Dump, Side	2
▲	09007	(000000-	) Scr Hexssm 6X1.0 25	8
▲	01684	(000000-	) Washer Flt .25 Ss	16
▲	08712	(000000-	) Nut-Hxlocnyln M 6X1.0 Reg Ss	8
▲	55864	(000000-	) Cord, Sponge	1
▲	59685	(000000-	) Seal, Door, Dump	1
▲	59686	(000000-	) Strap, Door, Dump	1
▲	09007	(000000-	) Scr Hexssm 6X1.0 25	6
▲	01684	(000000-	) Washer Flt .25 Ss	12
▲	08712	(000000-	) Nut-Hxlocnyln M 6X1.0 Reg Ss	6



**Fig. 1 - General Recommended Maintenance Items**

<b>Ref.</b>	<b>Tennant Part No.</b>	<b>Machine Serial Number</b>	<b>Description</b>	<b>Qty.</b>
▽	72068	(000000-	) Maint Kit, Seals 355L	1
▲	59680	(000000-	) Skirt, Lip	1
▲	59681	(000000-	) Skirt, Lip	1
▲	55890	(000000-	) Strap, Main Lip	1
▲	09010	(000000-	) Scr Hexssm 8X1.25 25	5
▲	01685	(000000-	) Washer Flt .31 Ss	5
▲	08713	(000000-	) Nut-Hxlocnyln M 8X1.25 Reg Ss	5
▲	54089	(000000-	) Skirt, Side, Sbdc, Lh	1
▲	54013	(000000-	) Plate, Retainer, Lh	1
▲	54014	(000000-	) Plate, Retainer, Front, Lh	1
▲	12459	(000000-	) Scr-Hxfmgm 6X1.0 20 Pltd	6
▲	01684	(000000-	) Washer Flt .25 Ss	6

Fig. 2 - Replacement Brushes

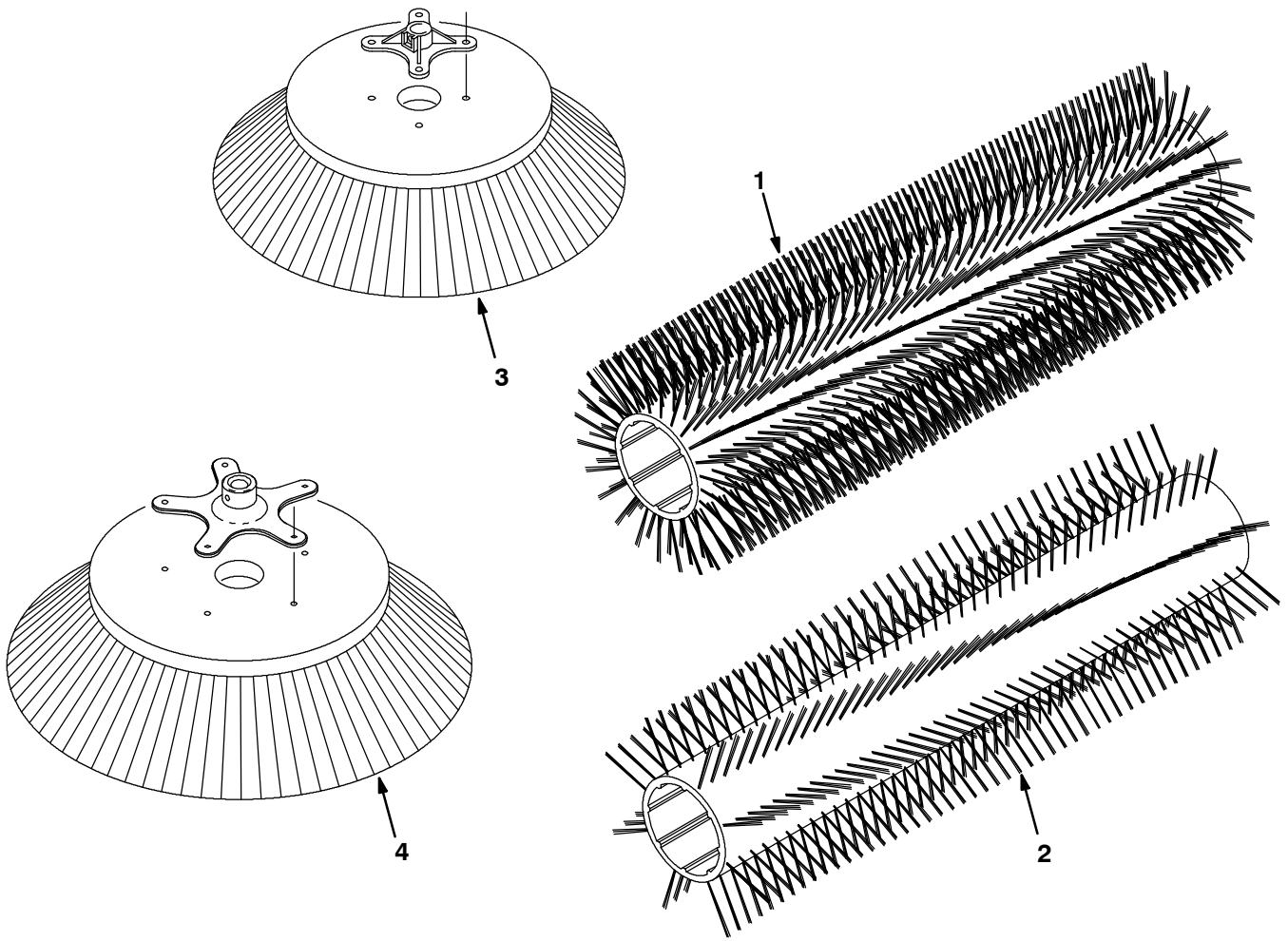


Fig. 2 - Replacement Brushes

Ref.	Tennant Part No.	Machine Serial Number	Description	Qty.
1	54927	(000000-	) Brush-Sweep Spl-45Lg-24 Single Row-Fiber and Wire	1
1	54922	(000000-	) Brush-Sweep Spl-45Lg-24 Single Row-Nylon	1
2	54923	(000000-	) Brush-Sweep Spl-45Lg-8 Double Row-Nylon	1
2	54925	(000000-	) Brush-Sweep Spl-45Lg-8 Double Row-Poly and Wire	1
2	59440	(000000-	) Brush-Sweep Spl-45Lg-8 Double Row-Wire	1
2	66019	(000000-	) Brush-Sweep Spl-45Lg-8 Double Row-Poly	1
2	66018	(000000-	) Brush-Sweep Spl-45Lg-5 Double Row-Nylon	1
2	370008	(000000-	) Brush-Sweep Spl-45Lg-Wedg Poly	1
3	59431	(000000-	) Brush-Side Swp -23 Dia-Poly (Aux. Side Brush)	1
3	59432	(000000-	) Brush-Side Swp -23 Dia-Flatwire (Aux. Side Brush)	1
3	08013N	(000000-	) Brush-Side Swp -23 Dia-Nylon (Aux. Side Brush)	1
4	51021N	(000000-	) Brush-Side Swp -26 Dia-Nylon	1
4	51542	(000000-	) Brush-Side Swp -26 Dia-Flatwire	1
4	70538	(000000-	) Brush-Side Swp -26 Dia-Poly	1

Fig. 3 - Main Frame Group

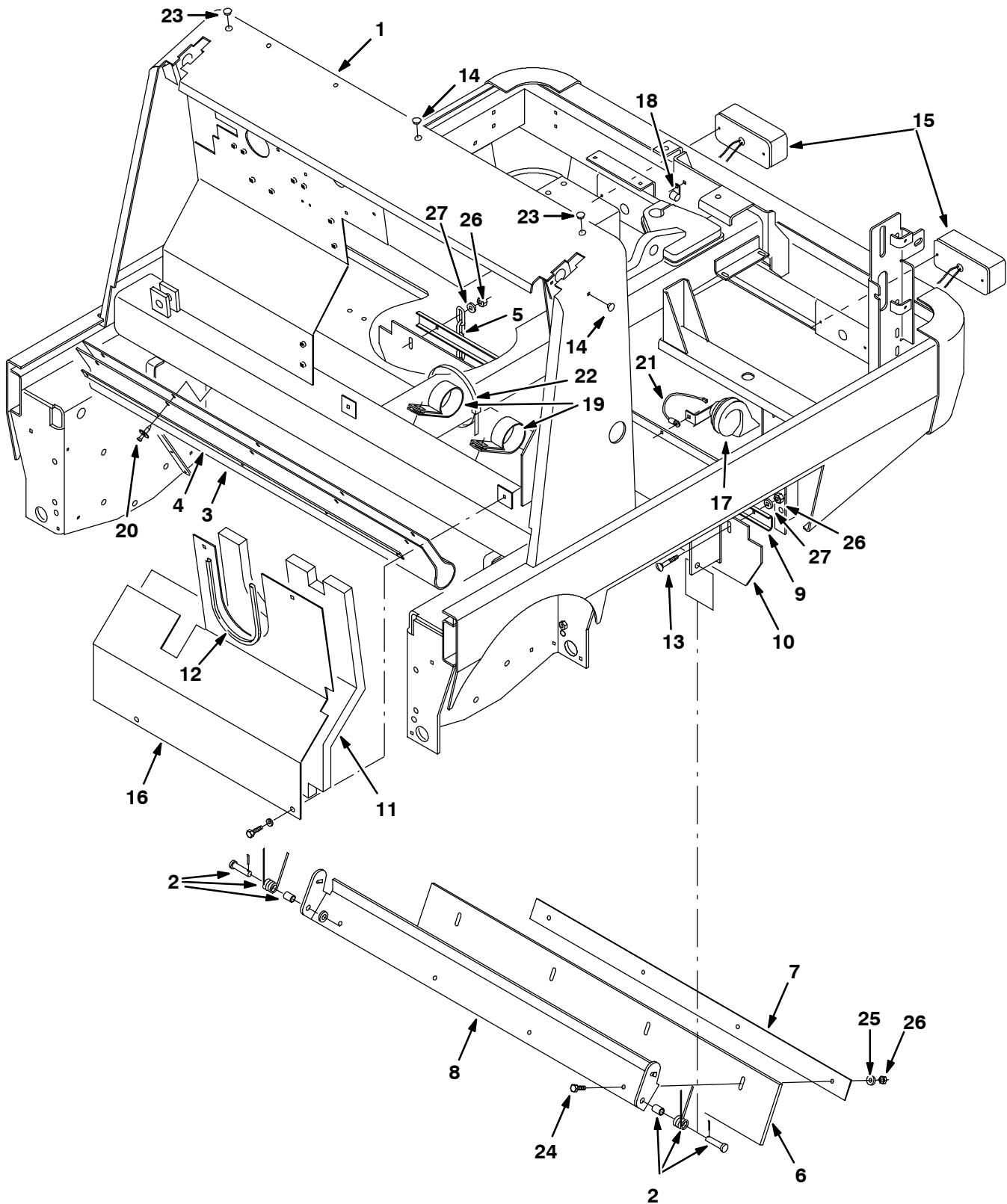
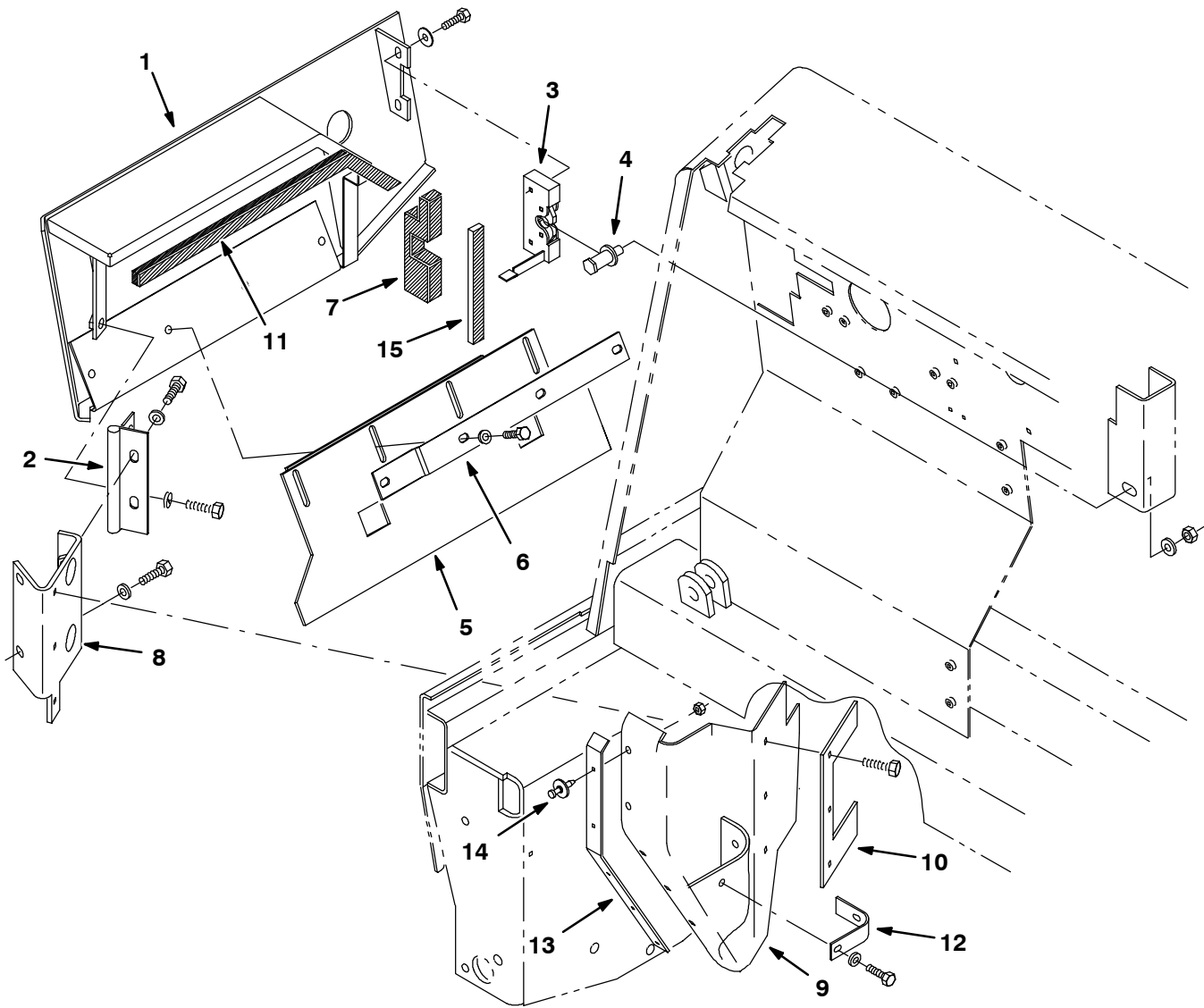


Fig. 3 - Main Frame Group

Ref.	Tennant Part No.	Machine Serial Number	Description	Qty.	
1	379574	(000000-	) Frame Wldt, Main	1	
2	69904	(000000-	) Spring Assy, Recirculation	1	
3	379752	(000000-	) Skirt, Hopper, Top	1	
4	56890	(000000-	) Strap, Backing, Hopper	1	
5	09342	(000000-	) Chain, Link#2/0, 5Links Plain	1	
6	54190	(000000-	) Blade, Deflector	1	
6	374517	(000000-	) Skirt, Recirculation, Turf (Option)	1	
7	54184	(000000-	) Strip, Retainer, Seal	1	
8	54182	(000000-	) Bracket, Flap, Recirculation	1	
9	54192	(000000-	) Channel, Retainer, Seal, Rear	1	
10	54197	(000000-	) Skirt, Seal, M Br	1	
11	53491	(000000-	) Insulation, Acoustic, Firewall	1	
12	62595-21	(000000-	) Molding, Trim 11-14Ga 25.62	1	
13	69915	(000000-	) Bolt-Carrm 8X1.25 40 4.6 Pltd	4	
14	01314	(000000-	) Plugbtn .38H .03-.12 Blacknyl	3	
▽	15	59949	(000000-	) Taillight Assy	2
▲	45780	(000000-	) Bulb, 12V .5A 4CP#1157	1	
16	72152	(000000-	) Panel, Engine	1	
17	21642	(000000-	) Horn, 12V	1	
18	67767	(000000-	) Clamp - Cable, .69 Dia .62 Wth	3	
19	53468	(000000-	) Clamp, Hose	3	
20	21246	(000000-	) Rivet, Plastic .325x.787	5	
21	70284	(000000-	) Wire Assy, Horn Ground, 16 Ga x 6	1	
22	222809	(000000-	) Cable, 9" Bundle Dia	3	
23	57167	(000000-	) Plugbtn .62H .03-.12 Blacknyl	2	
24	09011	(000000-	) Screw, Hex, M08-1.25 X 30, Ss	4	
25	01684	(000000-	) Washer, Flat, .25 Ss	4	
26	08713	(000000-	) Nut, Hex, Lock, M08-1.25,NI,Ss	8	
27	01685	(000000-	) Washer, Flat, .31 Ss	4	

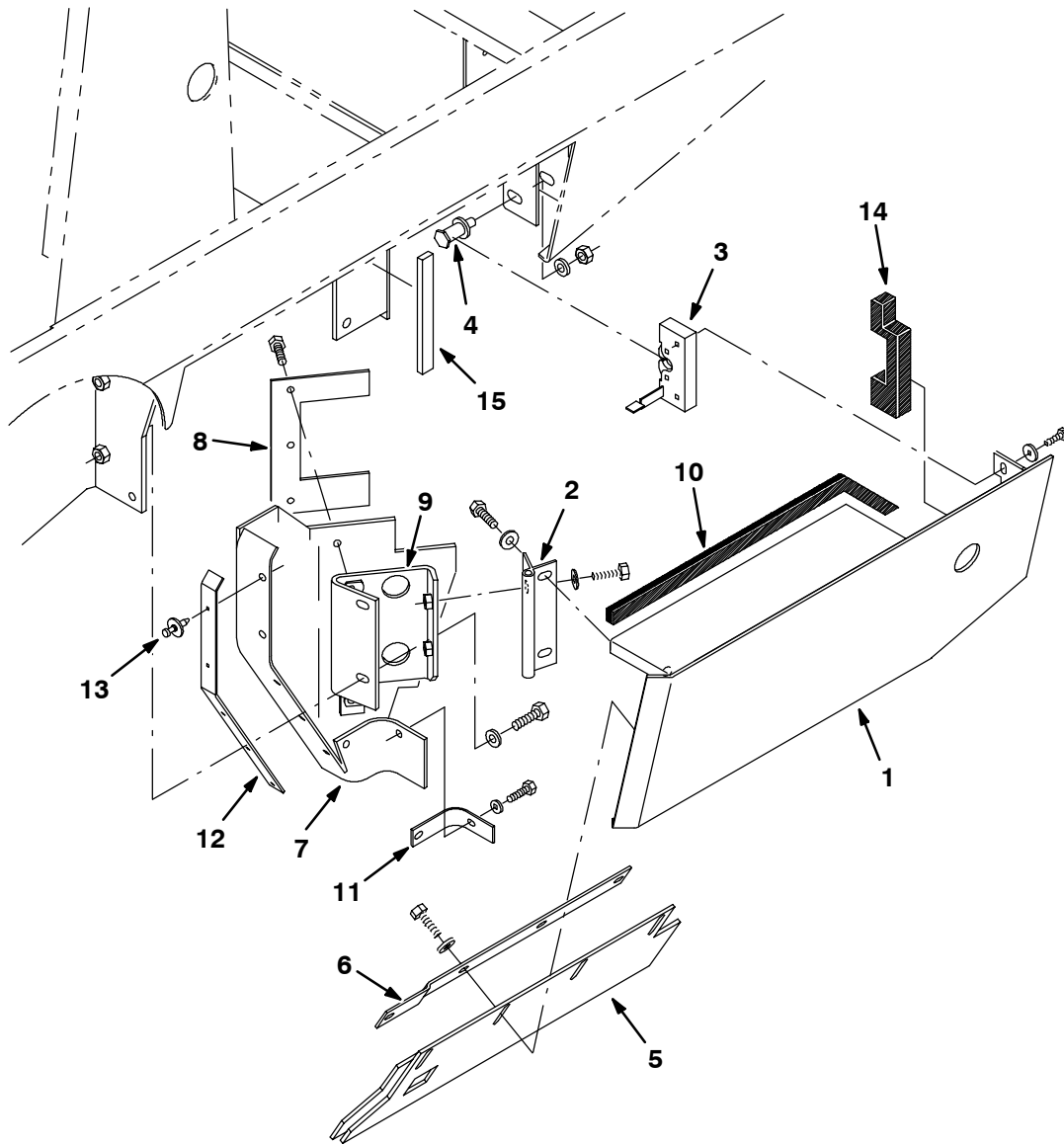
**Fig. 4 - Right Brush Door Group**



351713 - ALL

Ref.	Tennant Part No.	Machine Serial Number	Description	Qty.
1	59761	(000000- )	Door Wldt, Brush, Rh	1
2	72120	(000000- )	Hinge, Door, Brush	1
3	59195	(000000- )	Latch, Hook, Rh	1
4	59192	(000000- )	Latch, Bolt	1
5	379751	(000000- )	Skirt Assy, Brush Door, Rh	1
6	379756	(000000- )	Strip, Retainer, Skirt	1
7	59537	(000000- )	Seal, Door, Brush, Rh	1
8	72118	(000000- )	Bracket, Mtg, Hinge, Rh	1
9	379755	(000000- )	Skirt, Deflector	1
10	59692	(000000- )	Strap, Deflector	1
11	69931	(000000- )	Seal, Foam Rbr	1
12	58770	(000000- )	Strip, Retainer	1
13	56914	(000000- )	Strap	1
14	72968	(000000- )	Rivet, Plastic .250x.898	5
15	13301	(000000- )	Seal, Rbr, .31 x .75 x 7.0	1

Fig. 5 - Left Brush Door Group



351715 - ALL

Ref.	Tennant Part No.	Machine Serial Number	Description	Qty.
1	59760	(000000- )	Door Wldt, Brush, Lh	1
2	72120	(000000- )	Hinge, Door, Brush	1
3	59194	(000000- )	Latch, Hook, Lh	1
4	59192	(000000- )	Latch, Bolt	1
5	379750	(000000- )	Skirt Assy, Brush Door, Lh	1
6	379756	(000000- )	Strip, Retainer, Skirt	1
7	379755	(000000- )	Skirt, Deflector	1
8	59692	(000000- )	Strap, Deflector	1
9	72119	(000000- )	Bracket, Mtg, Hinge, Lh	1
10	69931	(000000- )	Seal, Foam Rbr	1
11	58770	(000000- )	Strip, Retainer	1
12	56914	(000000- )	Strap	1
13	72968	(000000- )	Rivet, Plastic .250x.898	5
14	59538	(000000- )	Seal, Door, Brush, Lh	1
15	13301	(000000- )	Seal, Rbr, .31 x .75 x 7.0	1

Fig. 6 - Seat and Shroud Group

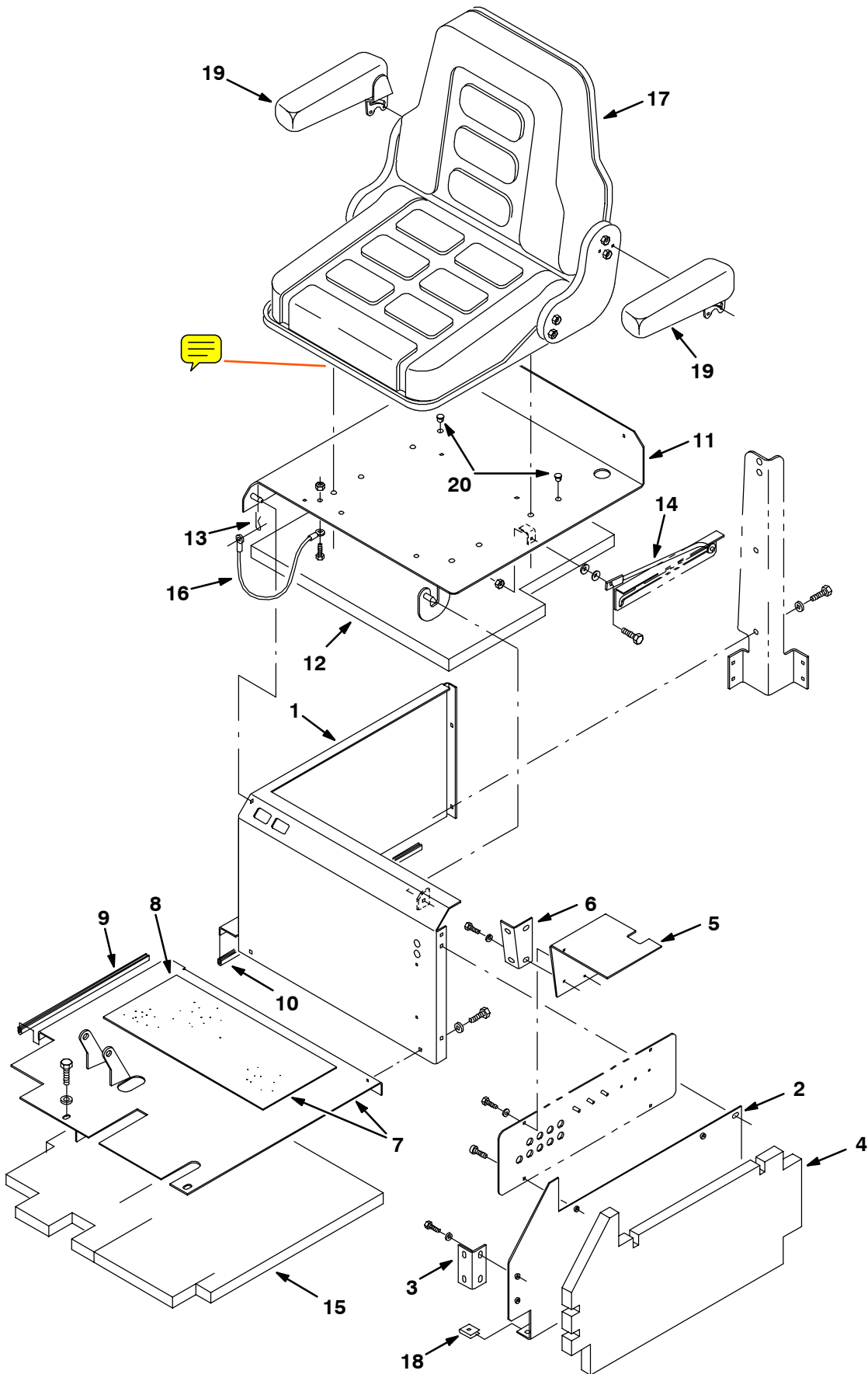




Fig. 6 - Seat and Shroud Group

Ref.	Tennant Part No.	Machine Serial Number	Description	Qty.
1	58297	(000000-	) Panel Wldt, Sppt, Seat	1
2	54030	(000000-	) Panel, Inside	1
3	59771	(000000-	) Bracket	1
4	53494	(000000-	) Insulation, Acoustic, Panel	1
5	383227	(000000-	) Panel, Filler, Upper	1
6	59766	(000000-	) Bracket, Inside	1
▽	7	72138	(000000-) Plate, Floor w/tread	1
▲	8	16369	(000000-) Pad, Tread	1
9	62595-22	(000000-	) Molding, Trim 11-14Ga 14.20	1
10	62595-23	(000000-	) Molding, Trim 11-14Ga 22.80	1
11	53839	(000000-	) Cover Wldt, Sppt, Seat	1
12	59822	(000000-	) Insulation, Acoustic, Seat	1
13	44906	(000000-	) Pin,Hair Cotter #Lhcot-2,Leitk	1
14	54615	(000000-	) Rod Wldt, Seat	1
15	53492	(000000-	) Insulation, Acoustic, Plate	1
16	57702	(000000-	) Cable	1
17	53845	(000000-	) Seat, Grammer Gs-12	1
18	58595	(000000-	) Nut, U M 8X1.25 Pltd	1
19	34252	(000000-	) Armrest Assy,Lh& Rh	1
20	33807	(000000-	) Plugbtn .44H	2

Fig. 7 - Right Grille Group

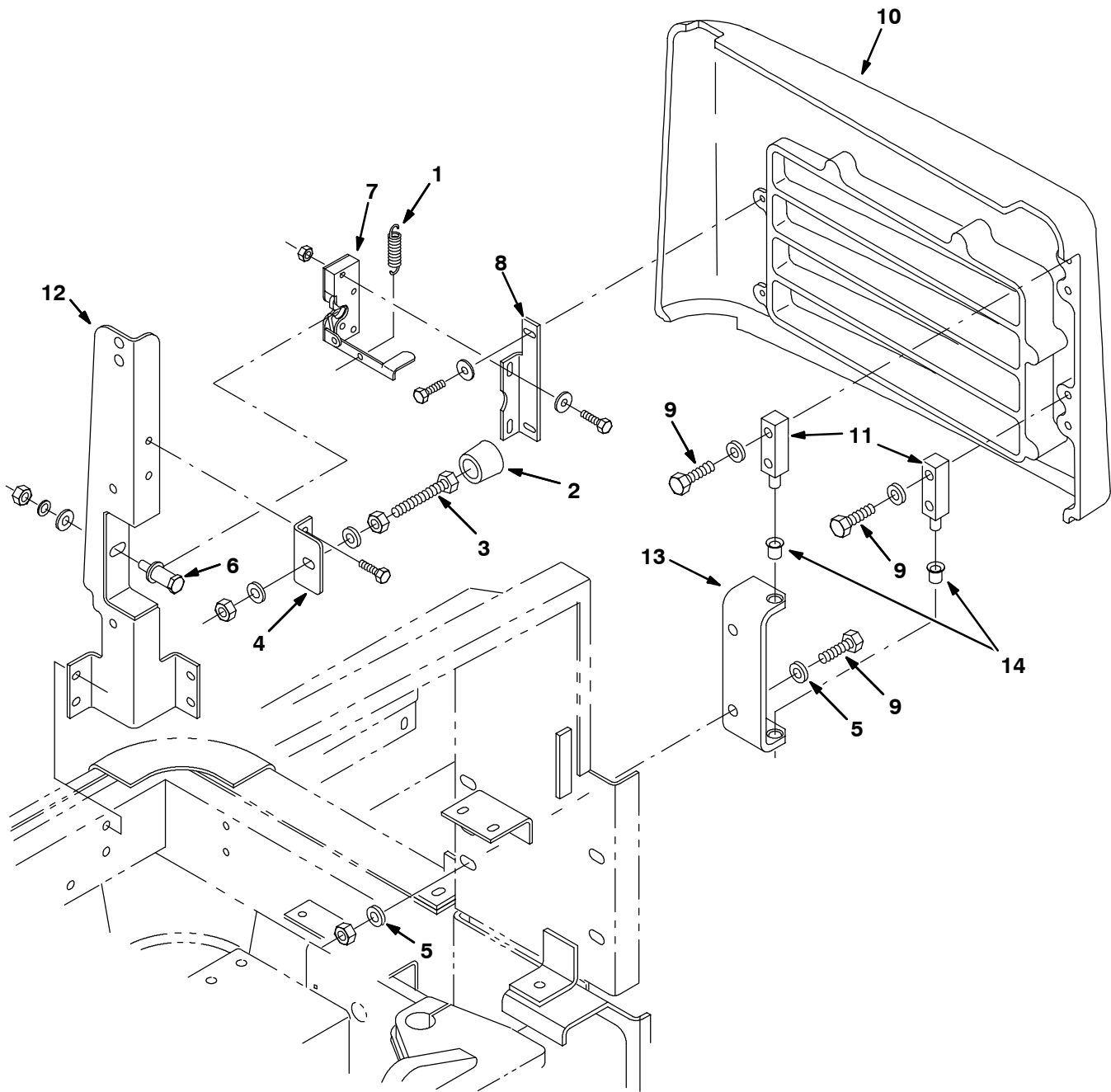


Fig. 7 - Right Grille Group

Ref.	Tennant Part No.	Machine Serial Number	Description	Qty.
1	59870	(000000-	) Sprng, Tens, 0.50 Odx.05 Wire 2.5L	1
2	01318	(000000-	) Tip, Rubber	1
3	45214	(000000-	) Scr-Hex .38-16x2.50 Full Thd	1
4	70249	(000000-	) Bracket, Stop Bolt, Rear Grill	1
5	36328	(000000-	) Washer-Belleville .50 Pltd	4
6	59192	(000000-	) Latch, Bolt	1
7	72473	(000000-	) Latch, Hook, RH	1
8	74456	(000000-	) Bracket, Mtg. Latch	1
9	69972	(000000-	) Src-Hex M12x1.75 40 10.9Pltd	6
10	379564	(000000-	) Grille, Right Std	1
11	72176	(000000-	) Pin, Pivot, Upper	2
12	70256	(000000-	) Channel Wldt, Corner Post	1
13	72179	(000000-	) Bracket, Grille	1
14	15648	(000000-	) Bearing, Flange	2

**Fig. 8 - Left Grille and Hydraulic Cooler Group**

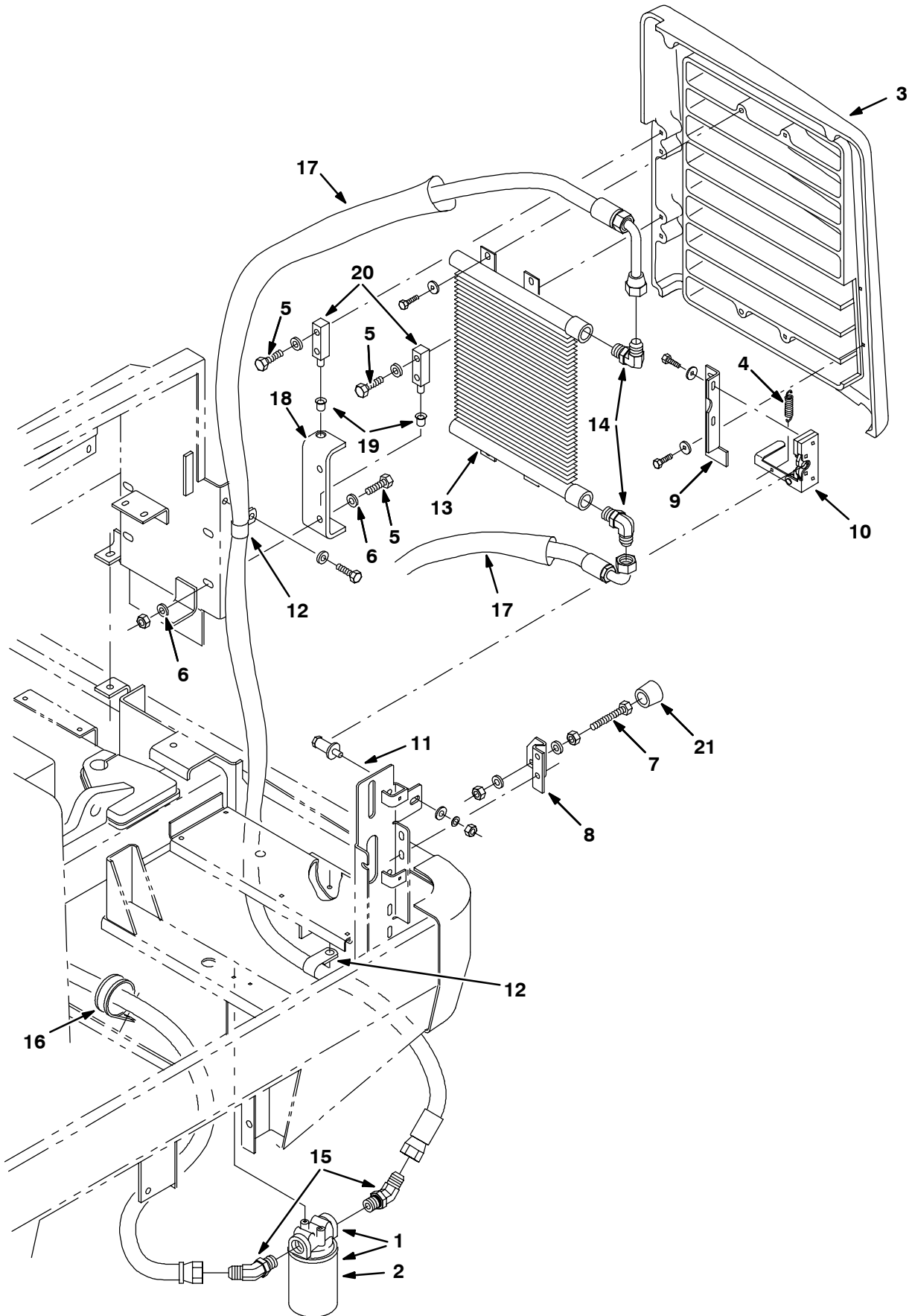


Fig. 8 - Left Grille and Hydraulic Cooler Group

	Ref.	Tennant Part No.	Machine Serial Number	Description	Qty.
▽	1	55619	(000000-	) Filter Assy, Spin-On 10Micron	1
▲	2	55740	(000000-	) Filter Element Ph	1
	3	379565	(000000-	) Grille, Left	1
	4	59870	(000000-	) Sprng, Tens, 0.50 Odx.05 Wire 2.5L	1
	5	69972	(000000-	) Scr-Hex M12x1.75 40 10.9Pltd	6
	6	36328	(000000-	) Washer-Belleville .50 Pltd	4
	7	55347	(000000-	) Scr-Hex .38-16x2.00 Full Thd	1
	8	70248	(000000-	) Bracket, Rear Grill Stop Bolt	1
	9	70252	(000000-	) Bracket, Mtg, Latch	1
	10	59695	(000000-	) Latch, Hook, Lh	1
	11	59192	(000000-	) Latch, Bolt	1
	12	53466	(000000-	) Clamp, Hose	2
	13	13698	(000000-	) Cooler, Hyd 365	1
	14	46481	(000000-	) Ftg-Hyd E90 Jm12/Om12	2
	15	16081	(000000-	) Ftg-Hyd E45 Jm12/Om12	2
	16	41016	(000000-	) Clamp-Cable, 2.25Dia 1.00Wth	1
	17	87676	(000000-	) Sleeve-Nyln #24 30.0L	2
	18	72179	(000000-	) Bracket, Grille	1
	19	15648	(000000-	) Bearing, Flange, 0.50 Bore	2
	20	72176	(000000-	) Pin, Pivot, Upper	2
	21	01318	(000000-	) Tip, Rubber	1

Fig. 9 - Engine Cover Group

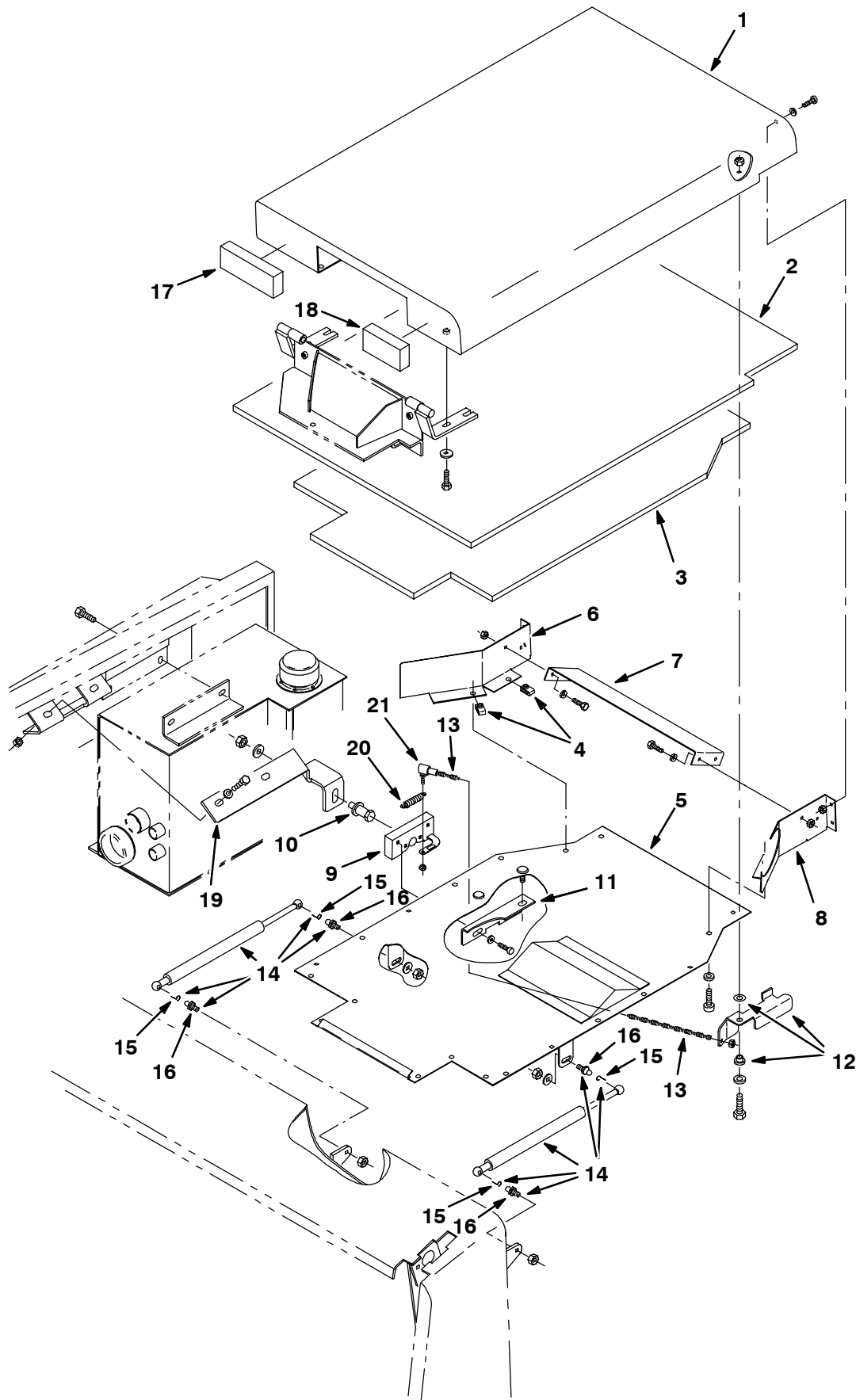
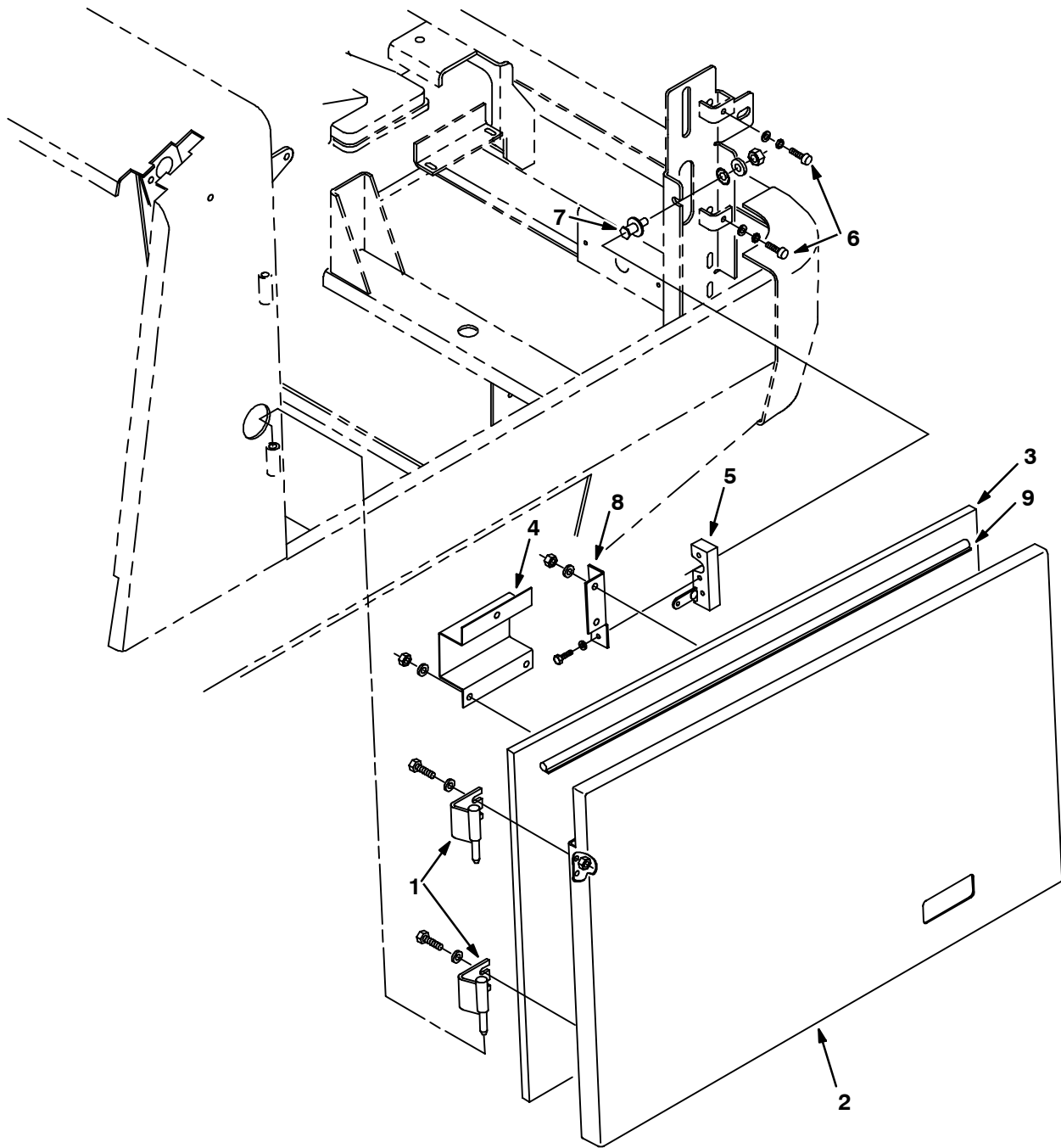


Fig. 9 - Engine Cover Group

Ref.	Tenant Part No.	Machine Serial Number	Description	Qty.	
1	58977	(000000-	) Cover Wldt, Engine	1	
2	59019	(000000-	) Foam, Engine Cover	1	
3	58999	(000000-	) Foam, Engine Cover, Bottom	1	
4	12271	(000000-	) Nut, U M 6X1.0 Pltd	20	
5	374523	(000000-	) Plate Wldt, Cover, Bottom	1	
6	69952	(000000-	) Plate, Deflector, Engine Cover	1	
7	58849	(000000-	) Bracket, Deflector, Eng Cover	1	
8	69951	(000000-	) Plate, Deflector, Eng Cover	1	
9	59514	(000000-	) Latch	1	
10	59192	(000000-	) Latch, Bolt	1	
11	70142	(000000-	) Bracket, Latch, Bolt, Eng Cover	1	
12	69907	(000000-	) Handle Assy, Latch, Eng Cover	1	
13	55048	(000000-	) Rod, Latch, Engine Cover	1	
▽	14	69906	(000000-	) Spring-Gas Assy, Eng Cover	2
▲	15	64595	(000000-	) Clip, Spring	2
▲	16	58494	(000000-	) Stud, Ball	2
17	69986	(000000-	) Insulation, Acoustic, Engine Cover	1	
18	69987	(000000-	) Insulation, Acoustic, Engine Cover	1	
19	70136	(000000-	) Bracket, Latch	1	
20	53091	(000000-	) Sprng,Tens,0.50Odx.05Wire 1.0L	1	
21	14601	(000000-	) Balljoint .250-28	1	

Fig. 10 - Engine Side Door Group





**Fig. 10 - Engine Side Door Group**

<b>Ref.</b>	<b>Tennant Part No.</b>	<b>Machine Serial Number</b>	<b>Description</b>	<b>Qty.</b>
1	59377	(000000-	) Hinge Wldt, Door, Engine	2
2	59830	(000000-	) Door Wldt	1
3	59018	(000000-	) Foam, Door, Engine, Side	1
4	59829	(000000-	) Bracket, Door	1
5	59661	(000000-	) Latch	1
6	75128	(000000-	) Spindle, Adjustment	2
7	72154	(000000-	) Bolt, Latch	1
8	59828	(000000-	) Bracket, Latch, Door	1
9	59647	(000000-	) Seal, Rubber	1

Fig. 11 - Overhead Guard Group

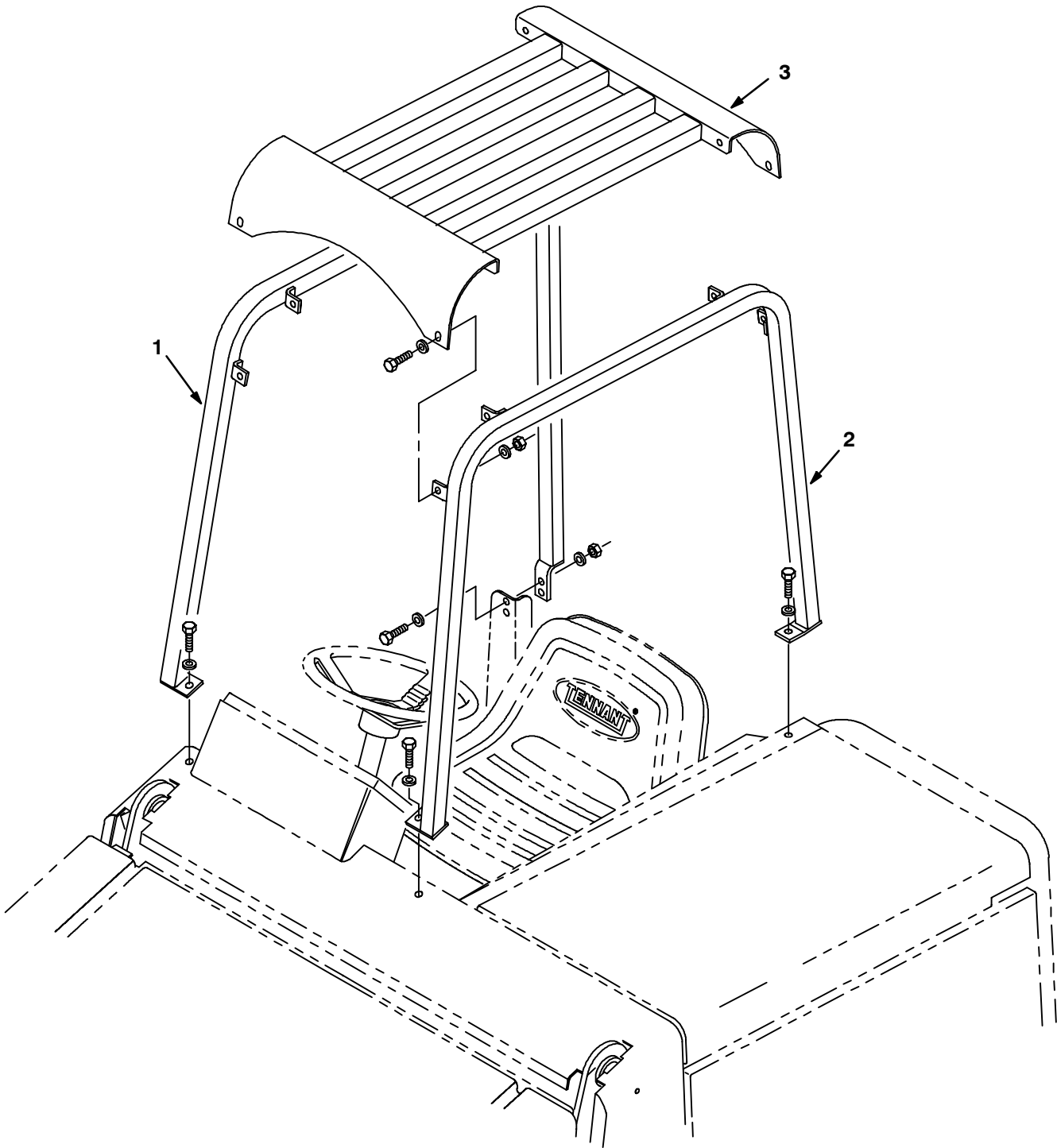


Fig. 11 - Overhead Guard Group

	<b>Ref.</b>	<b>Tennant Part No.</b>	<b>Machine Serial Number</b>	<b>Description</b>	<b>Qty.</b>
▽		56595	(000000-	) Guard Kit, 355L	1
▲	1	59665	(000000-	) Tube Wldt, Leg, Ohg,Rh,Painted	1
▲	2	59666	(000000-	) Tube Wldt, Leg,Ohg,Lh,Painted	1
▲	3	391850	(000000-	) Guard Wldt, Ohg, Top	1

**Fig. 12 - Steering and Firewall Group**

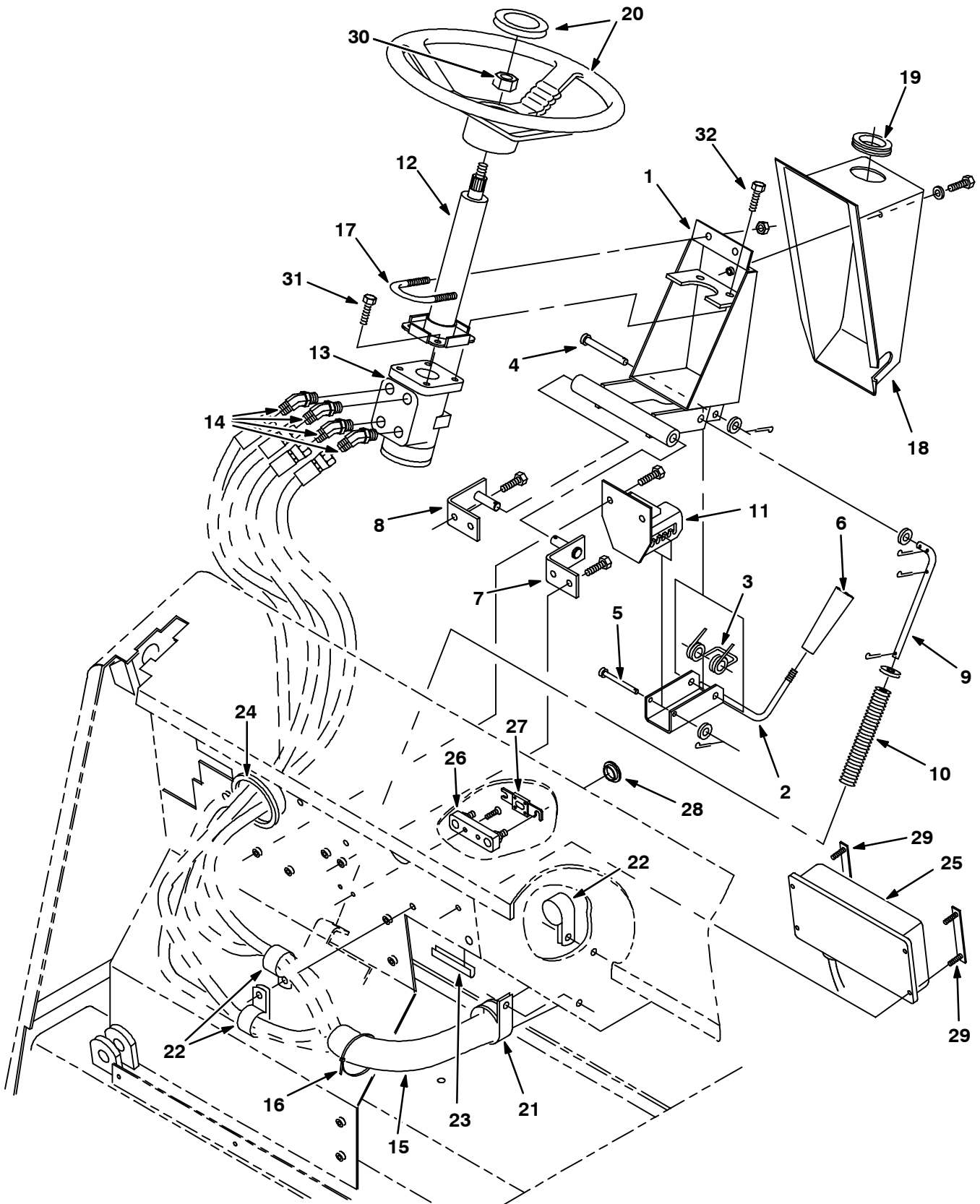


Fig. 12 - Steering and Firewall Group

Ref.	Tennant Part No.	Machine Serial Number	Description	Qty.	
1	56373	(000000-	) Bracket Wldt, Valve	1	
2	56379	(000000-	) Lever Wldt, Tilt	1	
3	56198	(000000-	) Spring, Torsion	1	
4	23191	(000000-	) Pin,Clevis,0.37 Dia.X 3.00 Lg	1	
5	04733-10	(000000-	) Pin,Clevis,0.25 Dia.X 2.44 Lg	1	
6	59940	(000000-	) Knob, Tapered M8	1	
7	58665	(000000-	) Bracket Wldt, Mtg, Steering,Lh	1	
8	58667	(000000-	) Bracket Wldt, Mtg, Steering,Rh	1	
9	56392	(000000-	) Rod, Spring	1	
10	63852	(000000-	) Sprng,Comp,0.74ldx.11Wire 5.5L	1	
11	56385	(000000-	) Bracket Wldt, Notched	1	
▽	12	57935	(000000-	) Column, Steering	1
▲		74142	(000000-	) Cap, Tube	1
13	74172	(000000-	) Steer Control, Hyd (See Breakdowns)	1	
14	47522	(000000-	) Ftg-Hyd E45 Jm06/Om06	4	
15	34330	(000000-	) Sleeve-Nyln #38 30.0L	1	
16	49263	(000000-	) Tie, Cable 3.00D Max 11.41Lg	3	
17	58748	(000000-	) U - Bolt	1	
18	56362	(000000-	) Cover, Steering	1	
19	54345	(000000-	) Grommet,Rbr,1.62ld,For .13Matl	1	
20	56398	(000000-	) Wheel, Steering, 14 Dia X 36T	1	
21	41016	(000000-	) Clamp-Cable, 2.25Dia 1.00Wth	1	
22	53466	(000000-	) Clamp, Hose	3	
23	62595-3	(000000-	) Molding, Trim 11-14Ga 5.75	1	
24	62595-4	(000000-	) Molding, Trim 11-14Ga 10.00	1	
25	374127	(xxxxxx-	) Kit, Replmt, Control, Govnr, [All Purps]	1	
▽	25	56237	(000000-xxxxxx)	Control Box, Governor, Die (Replaced by 374127)	1
▲		374625	(000000-xxxxxx)	Plug, Control Box	2
26	86381	(000000-	) Block, Fuse	1	
27	87319	(000000-	) Fuse, 40 Amp	1	
28	55035	(000000-	) Plug, Plastic 1.00 D	1	
29	59935	(000000-	) Plate Wldt, Governor	2	
30	56185	(000000-	) Nut-Hx Jam M20x1.5 4 Pltd	1	
31	02994	(000000-	) Scr Hex Ss .38-16 x0.75	2	
32	02995	(000000-	) Scr Hex Ss .38-16 x1.25	2	

Fig. 13 - Instrument Panel Assembly

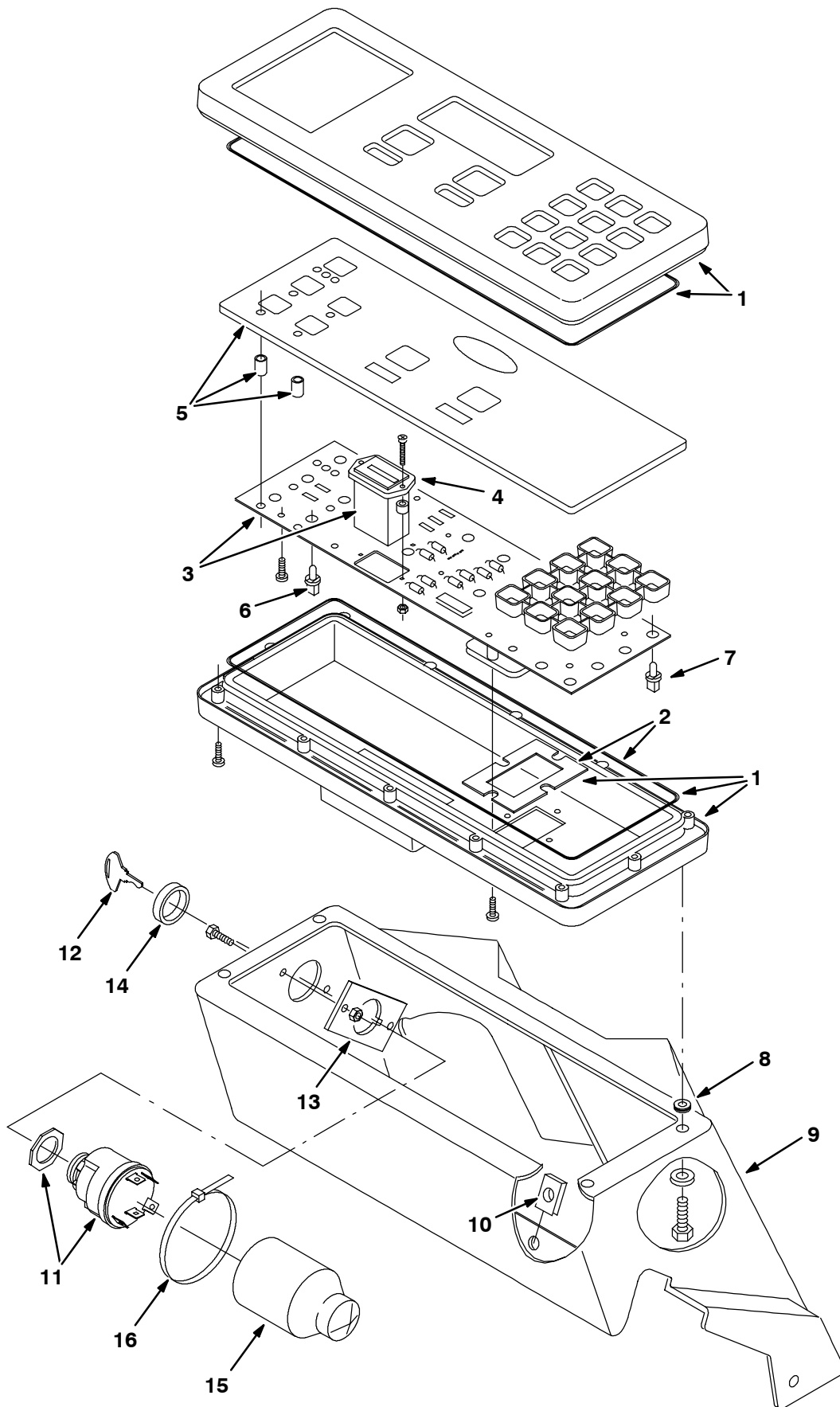
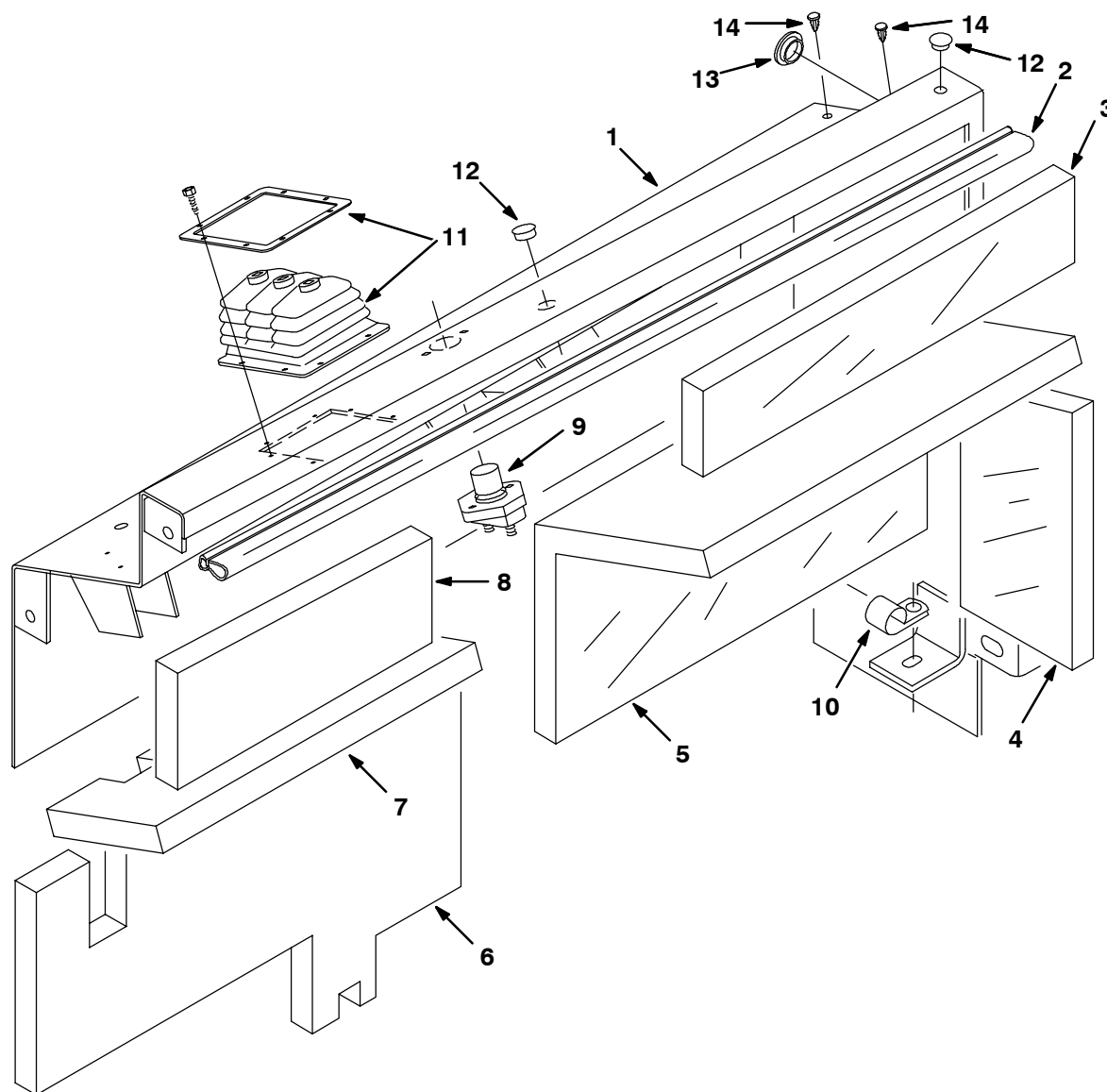


Fig. 13 - Instrument Panel Assembly

Ref.	Tennant Part No.	Machine Serial Number	Description	Qty.
▽	379659	(000000-	) Replm Kit, Instr Panel	1
▲	1 59976	(000000-	) Replm Kit, Case	1
▲	2 59977	(000000-	) Replm Kit, Seal	1
▲▽	3 379658	(000000-	) Replm Kit, Cir Board	1
▲▲	4 59978	(000000-	) Replm Kit, Hourmeter	1
▲	5 59979	(000000-	) Replm Kit, Touch Panel	1
▲	6 59971	(000000-	) Replm Kit, Lamp, Backlighting (8)	2
▲	7 56346	(000000-	( Replm Kit, Lamp, Fault (8)	1
	8 10632-5	(000000-	) Grommet, Rbr, 0.25ld, For .09Matl	4
	9 54342	(000000-	) Panel Assy, Instr	1
	10 12271	(000000-	) Nut, U M 6X1.0 Pltd	2
▽	11 87536	(000000-	) Switch Ignition	1
▲	12 87866	(000000-	) Key Set, Switch Ku	1
	13 19768	(000000-	) Plate, Reinforcement-Ignition	1
	14 382516	(000000-	) Boot, Switch	1
	15 383165	(000000-	) Boot, Switch, Ignition	1
	16 49263	(000000-	) Tie, Cable, Nyl, 11.4l .19w 3.0 Max D	1

**Fig. 14 - Side Instrument Panel Group**

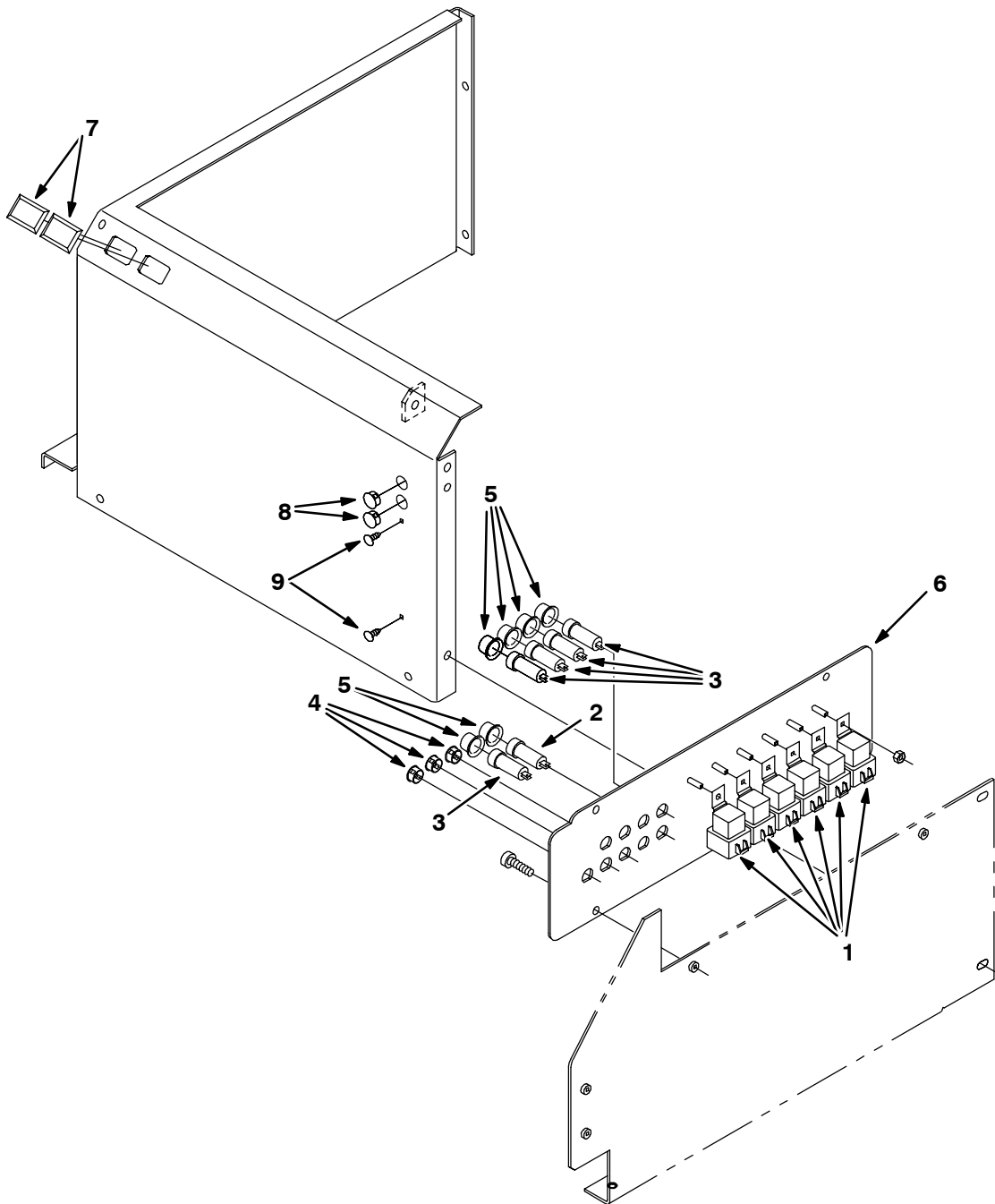


07510 - 6550, IC

Ref.	Tennant Part No.	Machine Serial Number	Description	Qty.
1	59824	(000000- )	Panel Assy, Instrument w/label	1
2	59647	(000000- )	Seal, Rubber	1
3	59623	(000000- )	Insulation, Acoustic	1
4	59622	(000000- )	Insulation, Acoustic	1
5	59621	(000000- )	Insulation, Acoustic	1
6	59628	(000000- )	Insulation, Acoustic	1
7	59636	(000000- )	Insulation, Acoustic	1
8	59629	(000000- )	Insulation, Acoustic	1
9	44078	(000000- )	Switch, Pushmom, Spst100A 12V	1
10	69234	(000000- )	Clamp-Cable, 1.00Dia. .62Wth	2
11	69909	(000000- )	Bellows Assy, Valve	1
12	01314	(000000- )	Plugbtn .38H .03-.12 Blacknyl (LPG only)	2
13	55035	(000000- )	Plug, Plastic, 1.00 D	1
14	77399	(000000- )	Clip, Pine-tree .236h Plastic	2



Fig. 15 - Circuit Breaker and Relay Group



07096 - 6550, IC

Ref.	Tennant Part No.	Machine Serial Number	Description	Qty.
1	56186	(000000-	) Relay, Shrouded, 12 Vdc	6
2	87583	(000000-	) Breaker-Circuit, 2.5 Resetbl	1
3	57803	(000000-	) Breaker-Circuit, 15 Resetbl	5
4	57167	(000000-	) Plugbtn .62H .03-.12 Blacknyl	3
5	57751	(000000-	) Boot-Circuit Breaker	6
6	56188	(000000-	) Plate, Circuit Breaker	1
7	57772	(000000-	) Plate-Cover	2
8	56992	(008646-	) Button, Plug, 0.5h .03-.12 [Black Nyl]	2
9	77399	(008646-	) Clip, [Pine-Tree], .236h, Plstc	2

Fig. 16 - Engine and Governor Group

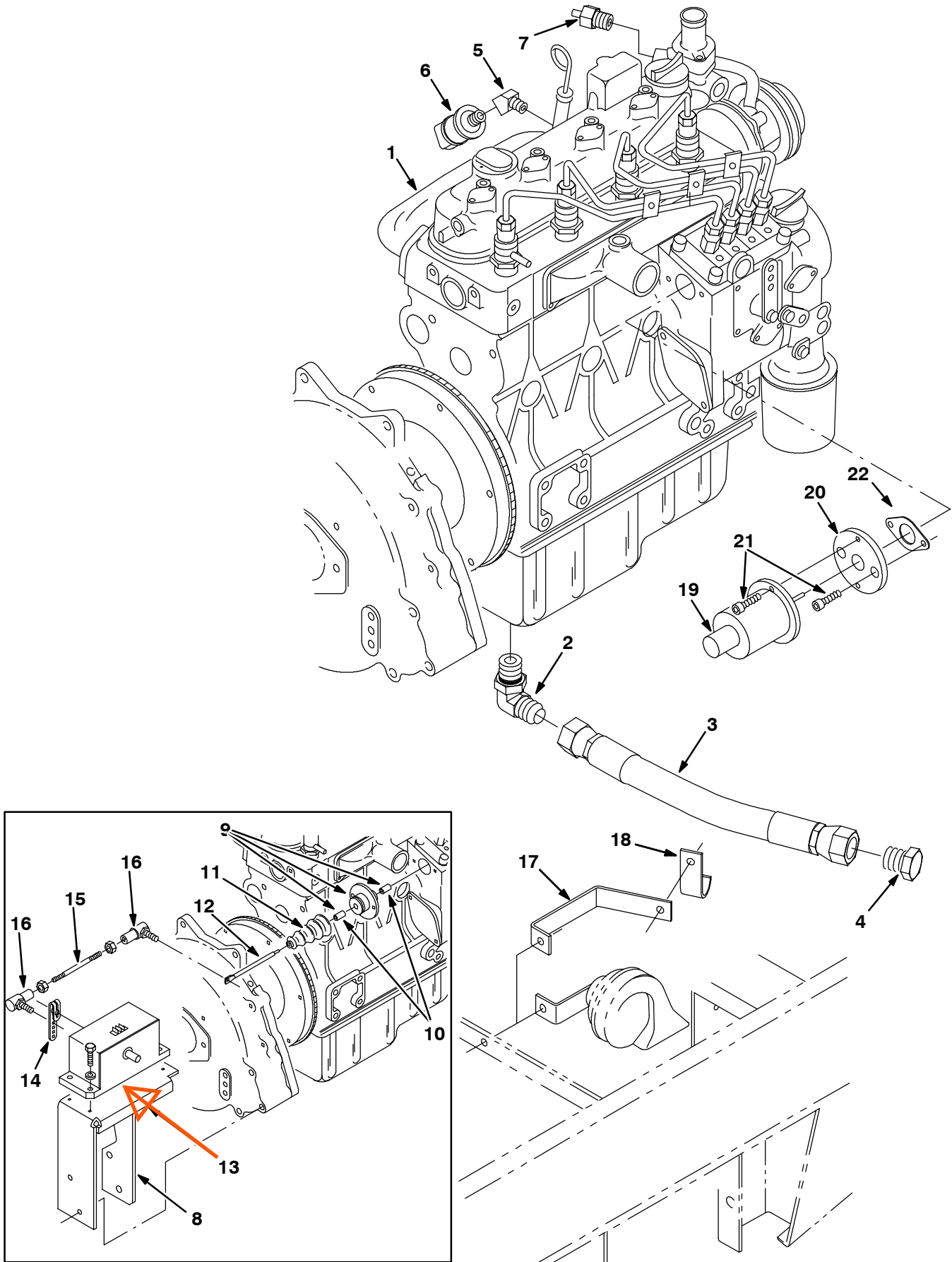


Fig. 16 - Engine and Governor Group

Ref.	Tennant Part No.	Machine Serial Number	Description	Qty.
1	84625	(000000-	) Engine, Diesel Kubota E Series (See Engine Breakdown)	1
2	59884	(000000-	) Ftg-Metric E90 Omm22/Jm12	1
3	59891	(000000-	) Hose-Hyd Low12 Jf/Jf	1
4	59885	(000000-	) Ftg-Hyd Plg Jm12	1
5	24976	(000000-	) Ftg-Brs E45 Pm02/Pf02	1
6	79399	(000000-	) Switch, Pressure, Oil	1
7	36165	(000000-	) Send Unit, Temperature	1
8	59640	(000000-	) Bracket Wldt, Mtg, Actuator	1
▽	9	58391	(000000-008219 ) Throttle Assy, Block, Die	1
▲	10	64939	(000000-008219 ) Bearing, Bronze	2
11	391815	(000000-008219 )	Boot, Rubber	1
12	58362	(000000-008219 )	Rod, Throttle Control, Diesel	1
13	07539	(000000-008219 )	Actuator, Governor	1
14	30481	(000000-008219 )	Lever, Governor Actuator	1
15	53424	(000000-008219 )	Stud, .25-28 4.6L .25-28	1
16	14601	(000000-008219 )	Balljoint .250-28	2
17	374511	(000000-	) Bracket, Drain Hose Clamp	1
18	30407	(000000-	) Clip, Keeper, Open	1
19	71385	(008220-	) Actuator, Govnr, Dsl	1
20	393401	(008220-	) Adaptor, Actuator, Govnr, Eng, Dsl	1
21	71388	(008220-	) Screw, Soc, M06 X 1.0 X 16, 12.9	4
22	70165	(008220-	) Gasket, Throttle	1

Fig. 17 - Engine Mount Group

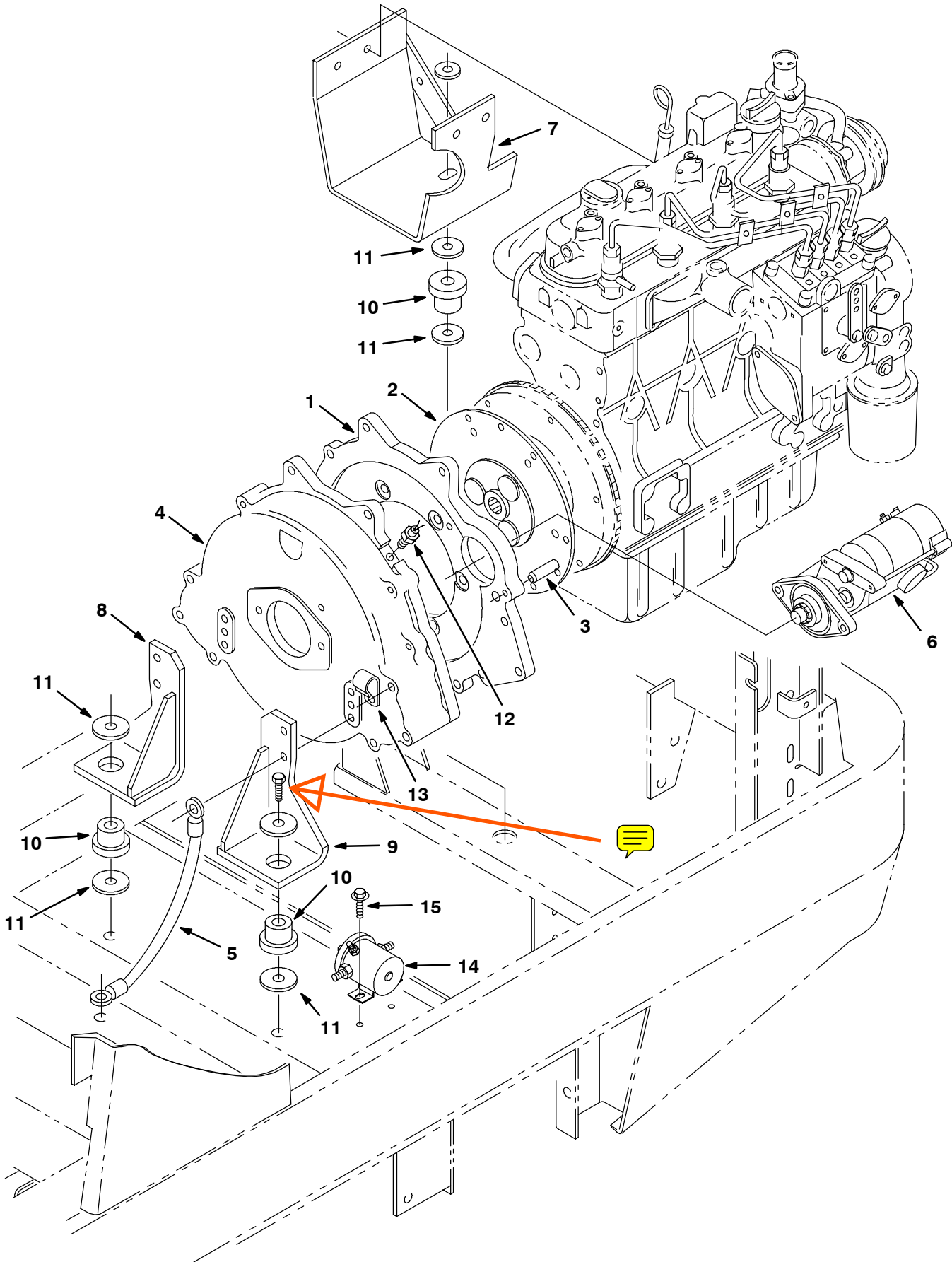
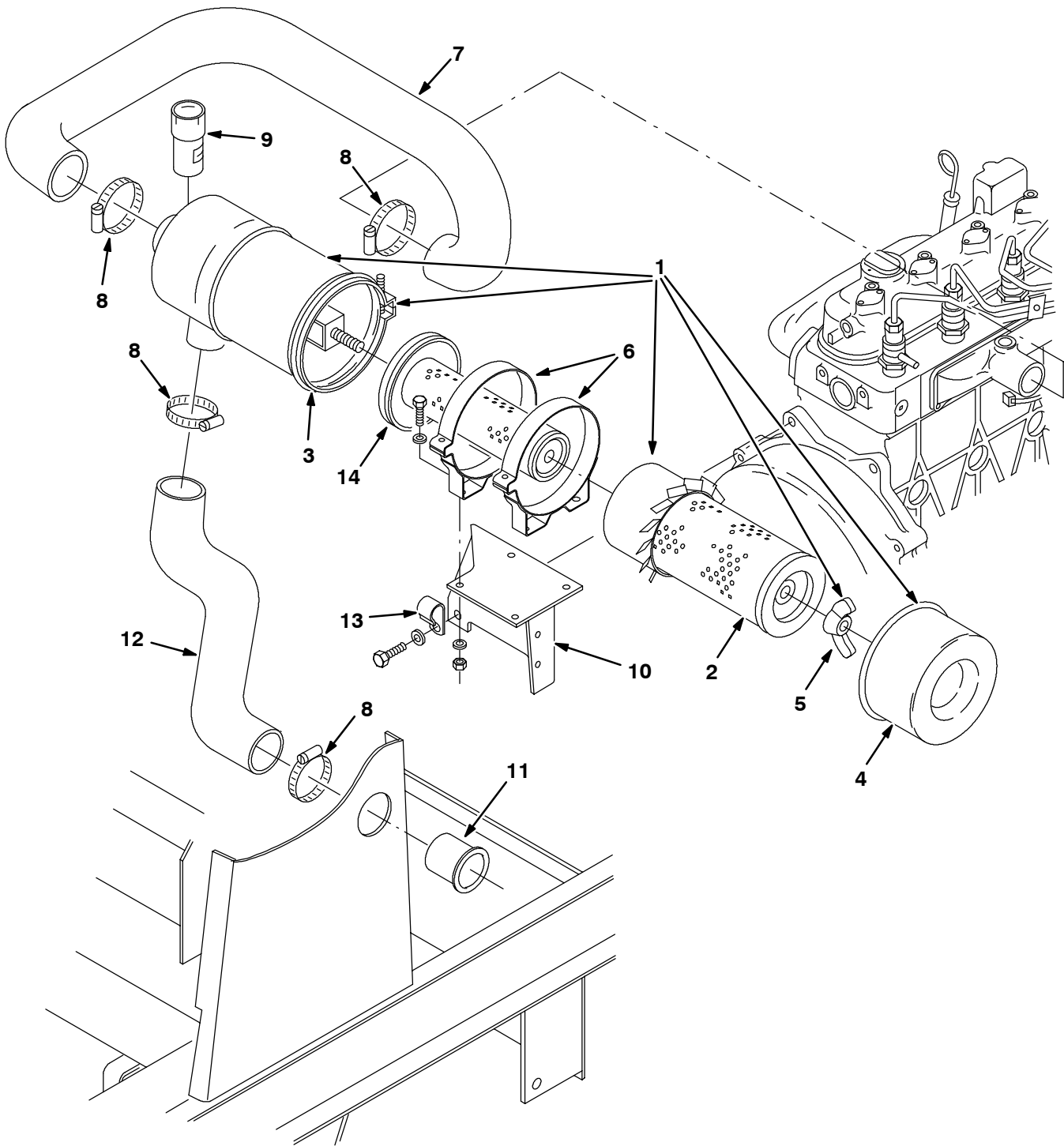


Fig. 17 - Engine Mount Group

Ref.	Tennant Part No.	Machine Serial Number	Description	Qty.
1	55837	(000000-	) Adaptor, Flywheel Hsg, Kubota	1
2	19252	(000000-	) Coupling Assy, Flywheel	1
3	54911-16	(000000-	) Dowel,Cyl.Block To Flywhl.Hsg.	2
4	58566	(000000-	) Housing, Flywheel, Rework	1
5	57773	(000000-	) Wire Assy-Elect.,Ground	1
6	74405	(000000-	) Starter, Die (See Engine Breakdown)	1
7	55831	(000000-	) Bracket Wldt, Mtg, Engine	1
8	57755	(000000-	) Bracket Wldt,Mtg,Eng, Rear, Rh	1
9	57754	(000000-	) Bracket Wldt,Mtg,Eng,Rear, Lh	1
10	51176	(000000-	) Dampner, Engine	3
11	04414	(000000-	) Washer, Flat	6
12	59946	(000000-	) Magnet Assy, Pick-Up	1
13	30407	(000000-	) Clip, Keeper, Open	1
14	375117	(000000-	) Solenoid Starter, 12V	1
15	361339	(000000-	) Scr-Hxfmgm 6x1.0 16 Pltd	2

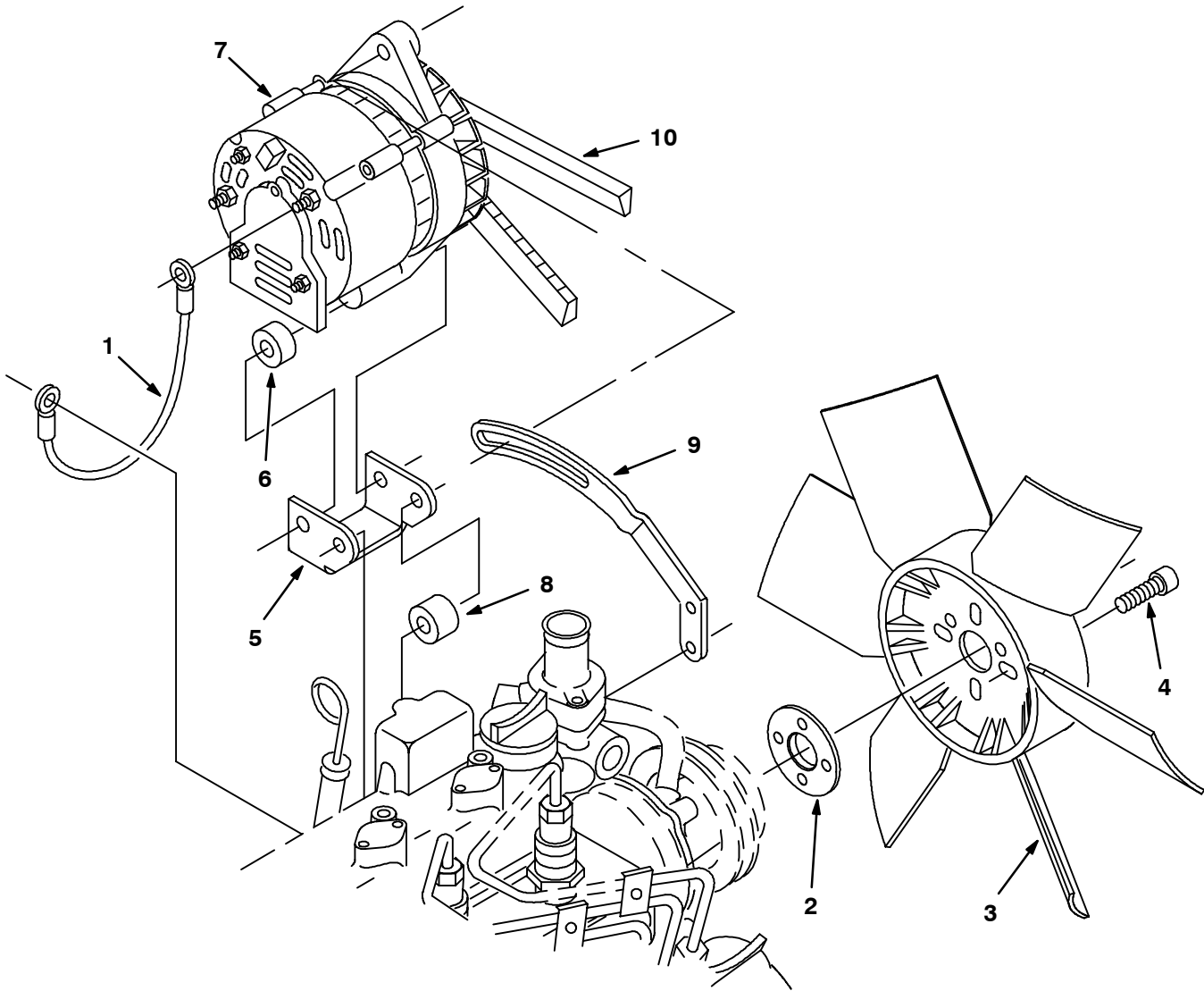
Fig. 18 - Air Cleaner Group



**Fig. 18 - Air Cleaner Group**

	<b>Ref.</b>	<b>Tennant Part No.</b>	<b>Machine Serial Number</b>	<b>Description</b>	<b>Qty.</b>
▽	1	58538	(000000-	) Air Cleaner	1
▲	2	58120	(000000-	) Element, Air Filter	1
▲	3	02740	(000000-	) Clamp Assembly Dn	1
▲	4	02741	(000000-	) Cup Assembly Dn	1
▲	5	07562	(000000-	) Nut, Wing .44-20 Special	1
	6	51560-3	(000000-	) Clamp,Mounting,Cyclopac Aircl.	2
	7	58090	(000000-	) Hose, Molded, Air Intake	1
	8	14432	(000000-	) Clamp-Wormdrive, 1.81- 2.75D	4
	9	03026	(000000-	) Indicator,Service,Air Filter	1
	10	53783	(000000-	) Bracket, Mtg, Air Cleaner	1
	11	58346	(000000-	) Tube - Carb. Air Intake	1
	12	59811	(000000-	) Tube, Inlet, A Clnr	1
	13	30407	(000000-	) Clip, Keeper, Open	1
	14	58121	(000000-	) Element, Fltr, Air	1

**Fig. 19 - Alternator and Engine Fan Group**

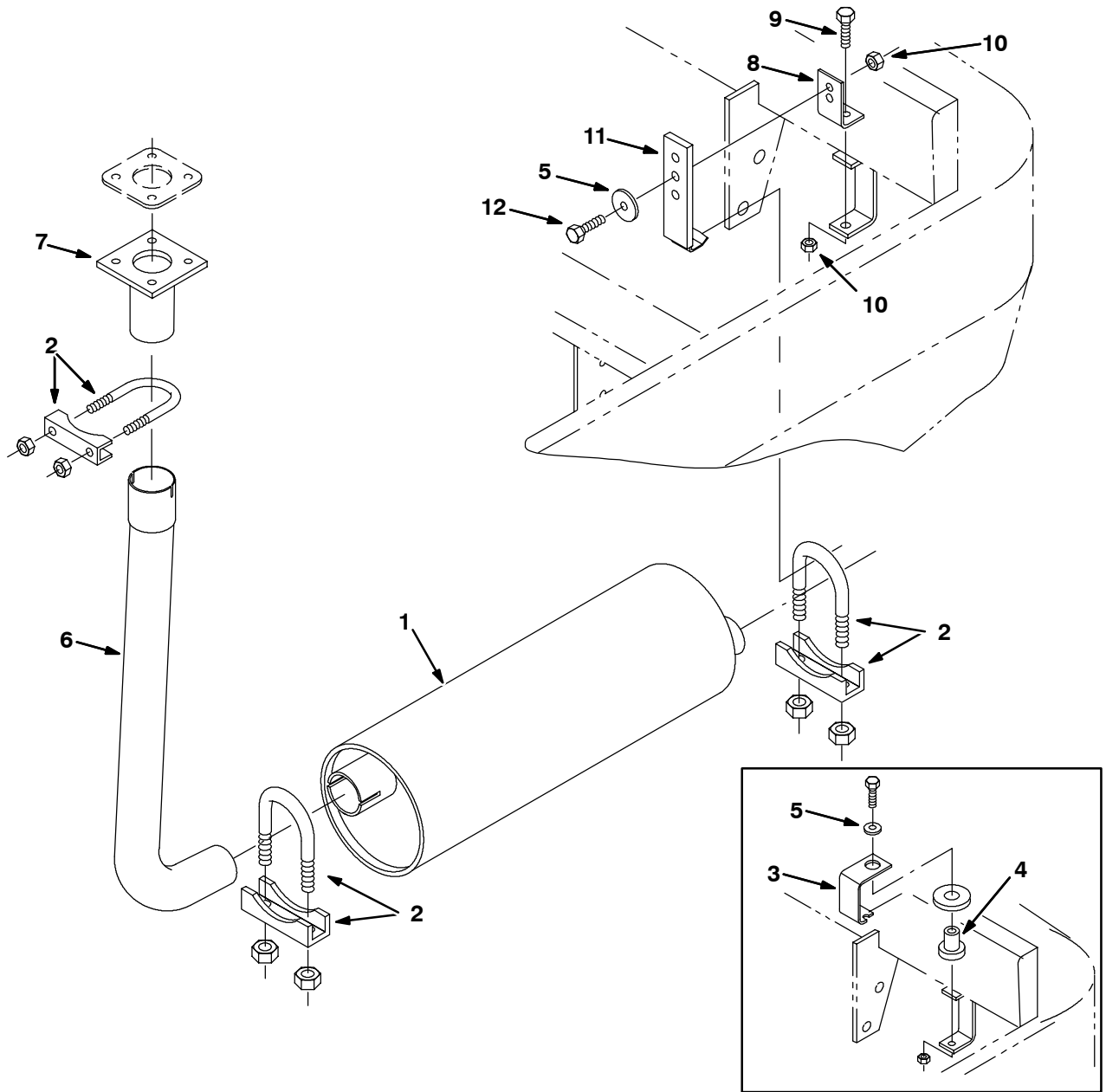


07083 - D

Ref.	Tennant Part No.	Machine Serial Number	Description	Qty.
1	82731	(000000- )	Wire-Ground, Alternator	1
2	30569	(000000- )	Spacer, Fan	1
3	30559	(000000- )	Fan, Pusher	1
4	57824	(000000- )	Scr-Soc M 6X1.0 20 Nylonloc	4
5	55855	(000000- )	Bracket, Alternator	1
6	55863	(000000- )	Sleeve, .438B 1.00D .49 Sml	1
▽ 7	60559	(000000- )	Alternator, 50A/12V Mando	1
▲	61931	(000000- )	Regulator Assy Md	1
▲	86041	(000000- )	Bearing-Ball, .669B 1.575D 0.472W	1
▲	61529	(000000- )	Cplt Brush Kit Md	1
▲	61531	(000000- )	Rectifier Assy Md	1
▲	70160	(000000- )	Altrntr Pulley Md	1
8	07274	(000000- )	Spacer, Idler Mount	1
9	55856	(000000- )	Arm, Alternator	1
10	58327	(000000- )	Belt, V Hc41 X 41	1



**Fig. 20 - Muffler Group (000000 -008910)**



07086 - D, NA

Ref.	Tennant Part No.	Machine Serial Number	Description	Qty.
1	55851	(000000-008910 )	Muffler, Exhaust	1
2	24012	(000000-008910 )	Clamp-Muffler,For 1.62 Od Tube	3
3	374677	(000000-008488 )	Repl. Kit, Bracket	1
4	54274	(000000-008488 )	Isolator-Vibration, 125lb. Rating	1
5	30013	(000000-008910 )	Washer-Flt .31 Fender Pltd	1
6	74451	(000000-008910 )	Pipe, Exhaust, Die	1
7	74452	(000000-008910 )	Pipe, Exhaust, Die	1
8	374676	(000000-008910 )	Angle, Muffler Hanger	1
9	16931	(000000-008910 )	Screw, Hex, M8	1
10	08709	(000000-008910 )	Nut, Hex, M8	2
11	374691	(000000-008910 )	Strap, Muffler Hanger	1
12	39277	(000000-008910 )	Screw, Hex, M8	1

Fig. 21 - Muffler Group (008911- )

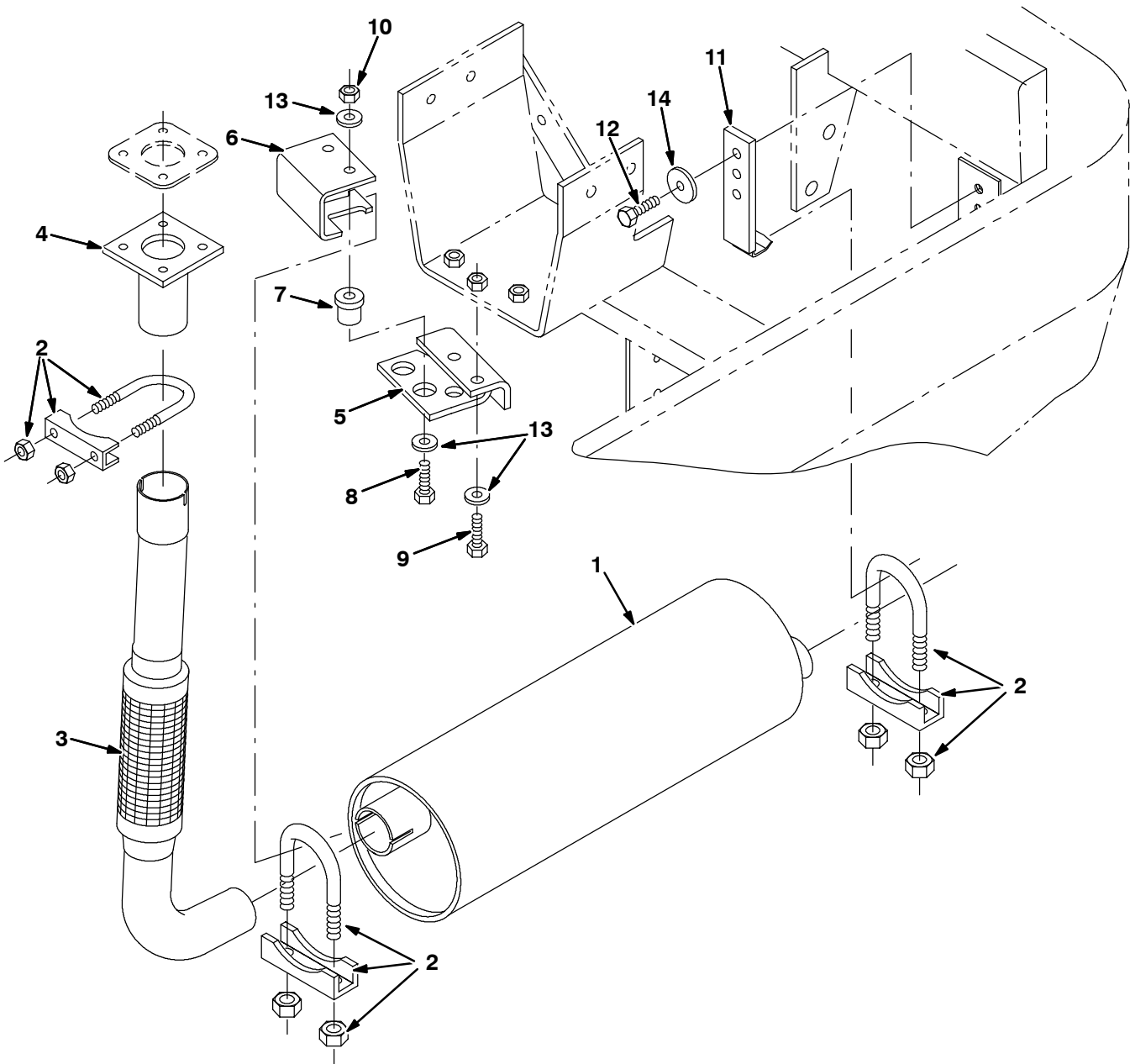


Fig. 21 - Muffler Group (008911- )

Ref.	Tennant Part No.	Machine Serial Number	Description	Qty.
1	55851	(008911-	) Muffler, Exhaust	1
2	24012	(008911-	) Clamp-Muffler,For 1.62 Od Tube	3
3	369780	(008911-	) Tube Wldt, Exhaust, 1.6d W/ Flex	1
4	74452	(008911-	) Pipe, Exhaust, Die	1
5	374735	(008911-	) Channel, Mtg, Isolator, Muffler	1
6	374736	(008911-	) Channel, Mtg, Muffler, [6500 Dsl]	1
7	54274	(008911-	) Isolator-Vibration, 125lb. Rating	2
8	06955	(008911-	) Screw, Hex, M08 X 1.25 X 35, 8.8	2
9	76570	(008911-	) Screw, Hex, M08 X 1.25 X 30, 8.8	2
10	08709	(008911-	) Nut, Hex, M8	2
11	374691	(008911-	) Strap, Muffler Hanger	1
12	39277	(008911-	) Screw, Hex, M8	1
13	39349	(008911-	) Washer, Flt, .31 Sae	4
14	30013	(008911-	) Washer, Flat, .31 Fender	1

Fig. 22 - Fuel Tank Group

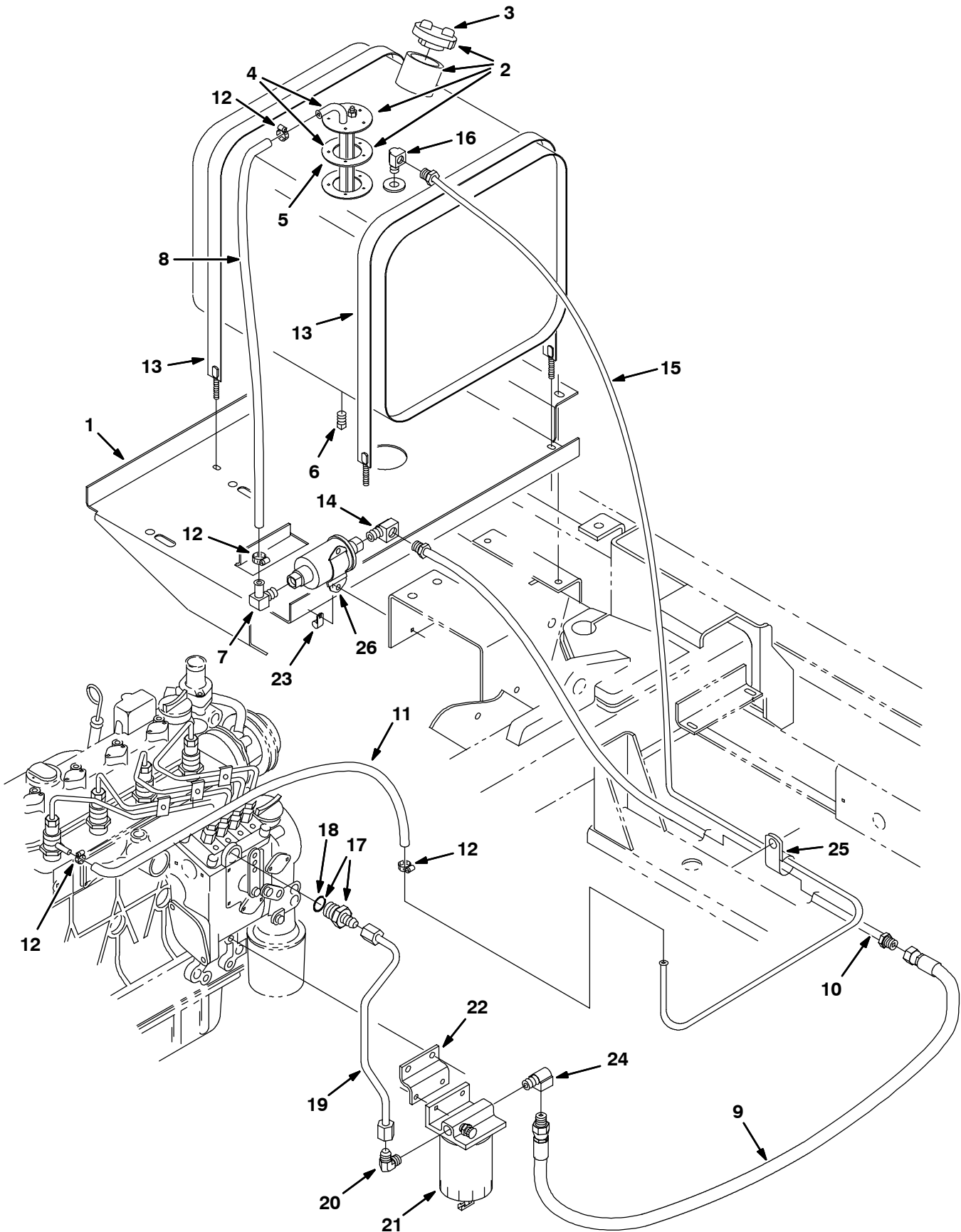


Fig. 22 - Fuel Tank Group

Ref.	Tennant Part No.	Machine Serial Number	Description	Qty.
	1	55222	(000000- ) Tray, Gas	1
▽	2	72191	(000000- ) Tank, Fuel, 9.4 Gal	1
▲	3	48267	(000000- ) Cap, Fuel	1
▲▽	4	74406	(000000- ) Sending Unit	1
▲▲	5	14131	(000000- ) Gasket	1
▲	6	48126	(000000- ) Ftg-Plug Npt 02Pm Sq Hd	1
	7	53029	(000000- ) Ftg-Brs E90 Bm05/Pm02	1
	8	82509	(000000- ) Hose, Fuel Line .31 Idx11.0	1
	9	70173	(000000- ) Hose, Fuelline, 10.0L	1
	10	72192	(000000- ) Fuelline	1
	11	87738	(000000- ) Hose, Rbr .188 I.D. X 29.0 Lg	1
	12	43844	(000000- ) Clamp-Wormdrive, 0.25- 0.62D	4
	13	87396	(000000- ) Strap Weldmt, Gas Tank	2
	14	15555-1	(000000- ) Ftg-Brs E90 If05/Pm02	1
	15	72193	(000000- ) Fuelline	1
	16	53078	(000000- ) Ftg-Brs E90 If03/Pm02	1
▽	17	58301	(000000- ) Fitting Assy, Fuel	1
▲	18	77002	(000000- ) Seal, O-Ring .064X.30	1
	19	58091	(000000- ) Tube Assy, .250 D 04JF/04JF	1
	20	06764	(000000- ) Ftg-Hyd E90 Pm04/Jm04	1
▽	21	55850	(000000- ) Filter, Fueldiesel	1
▲		55844	(000000- ) Filter, Fuel, Element	1
	22	72491	(000000- ) Bracket, Mounting, Filter	1
	23	46236	(000000- ) Clamp-Cable, 0.25Dia 0.56Wth	1
	24	15555-2	(000000- ) Fitting, Brass E90	1
	25	67767	(000000- ) Clamp-Cable,.69Dia. 62Wth	1
	26	59015	(000000- ) Pump, Fuel	1

Fig. 23 - Radiator Group

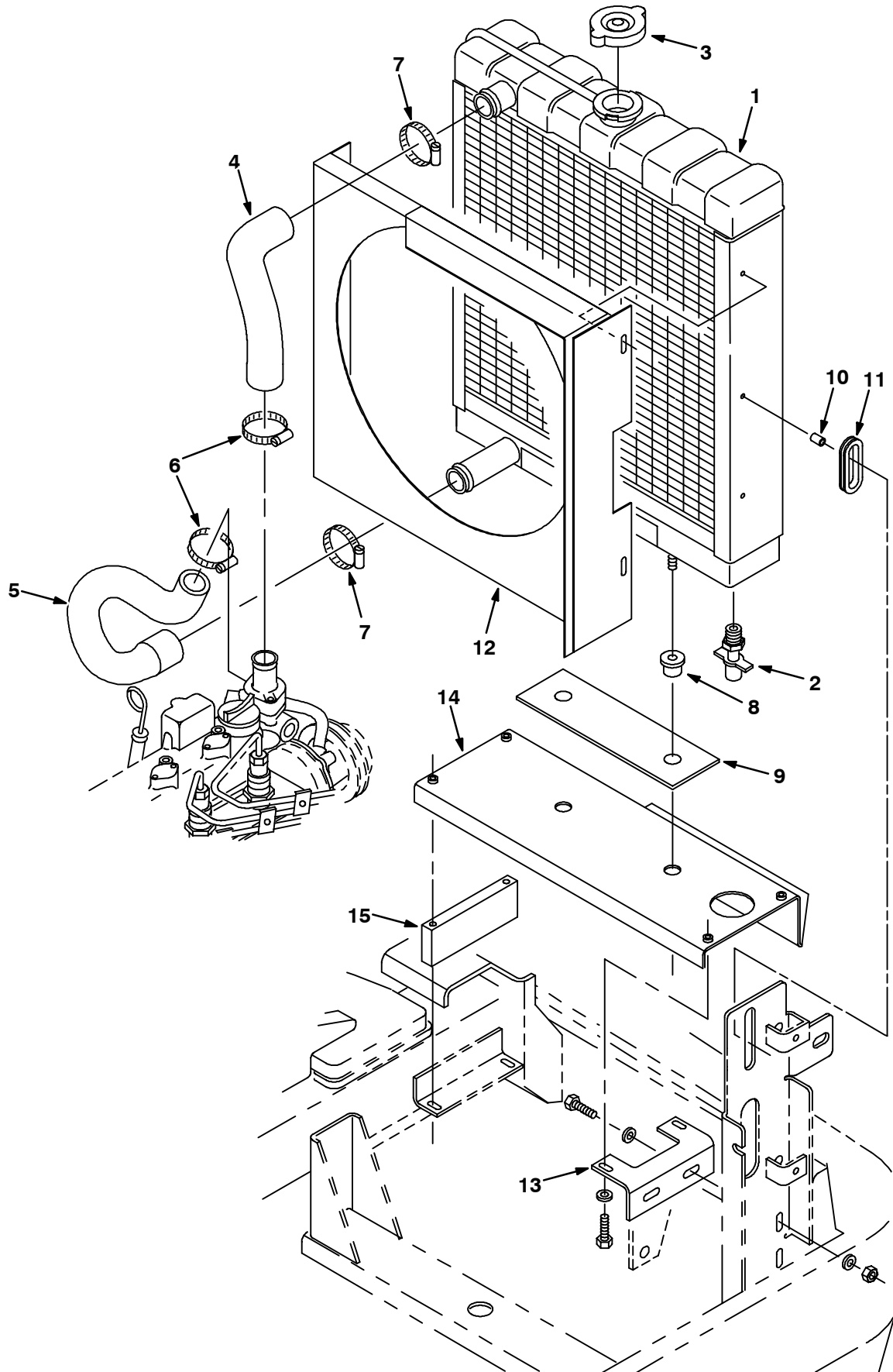


Fig. 23 - Radiator Group

Ref.	Tennant Part No.	Machine Serial Number	Description	Qty.
1	55225	(000000-	) Radiator	1
2	54911-32	(000000-	) Draincock,End.Block	1
3	31755	(000000-	) Cap, Radiator	1
4	55857	(000000-	) Hose, Radiator, Upper, Die	1
5	55858	(000000-	) Hose, Radiator, Lower, Die	1
6	11399	(000000-	) Clamp-Wormdrive, 0.81- 1.50D	2
7	11531	(000000-	) Clamp-Wormdrive, 1.06- 2.00D	2
8	54274	(000000-	) Isolator-Vibration,60 Lb.Ratng	2
9	59551	(000000-	) Plate, Filler	1
10	59881	(000000-	) Spacer	1
11	10632-13	(000000-	) Grommet,Rbr,1.50ld,For .19Matl	1
12	74395	(000000-	) Guard, Fan, W/Label, Die	1
13	72147	(000000-	) Bracket, Radiator Mount	1
14	59550	(000000-	) Channel, Mtg, Radiator	1
15	74401	(000000-	) Plate, Filler, Diesel	1

Fig. 24 - Battery Group

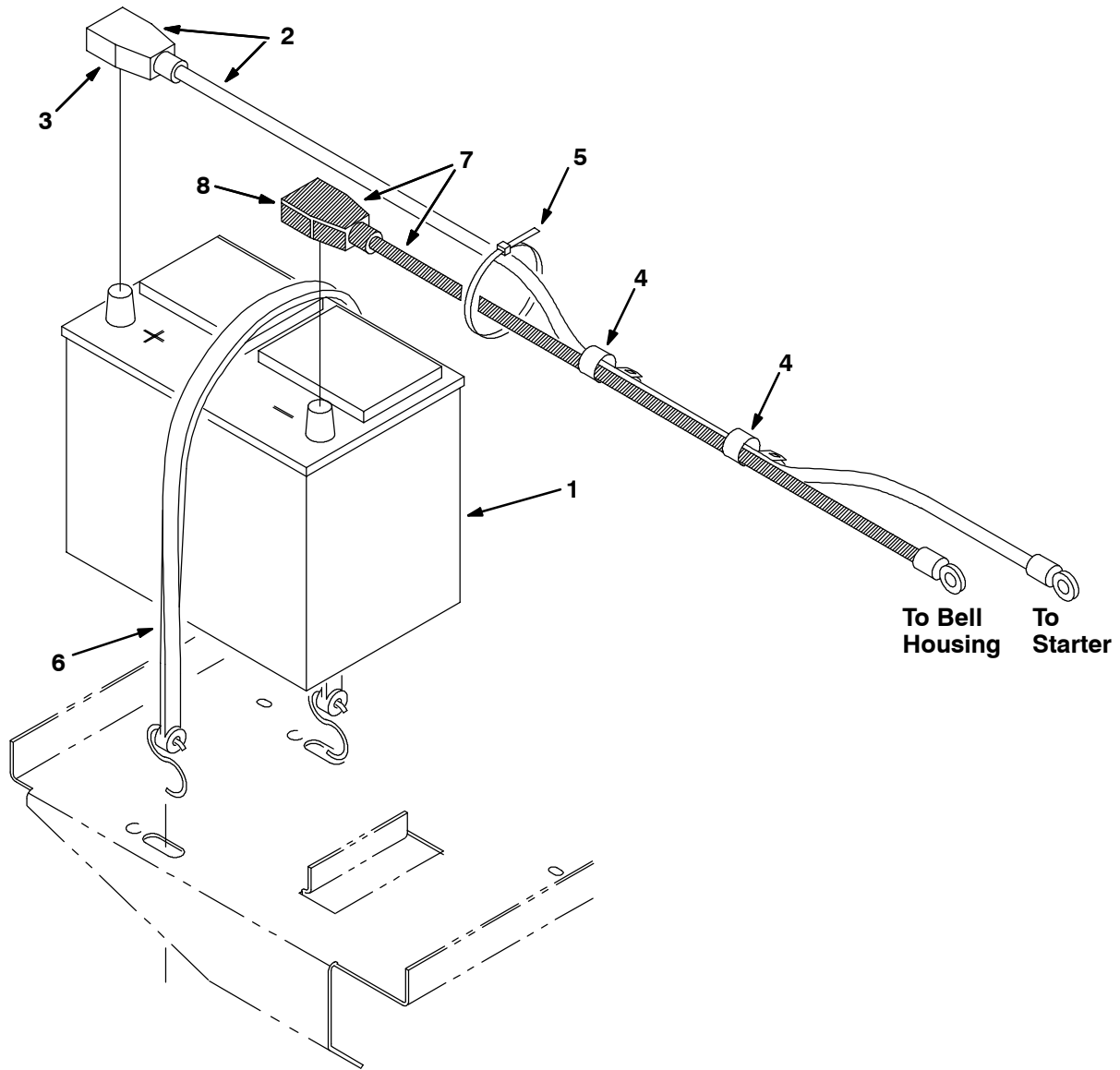




Fig. 24 - Battery Group

	Ref.	Tenant Part No.	Machine Serial Number	Description	Qty.
	1	10143	(000000-	) Battery, 12V, Cc Amps:600 Wet	1
▽	2	60292	(000000-	) Wire Assy, 66.0 Lg, 2 Ga, Pos	1
▲	3	68873	(000000-	) Boot, Batt. Term. 1-2 Ga Red	1
	4	67767	(000000-	) Clamp-Cable, .69Dia. .62Wth	2
	5	49266	(000000-	) Tie, Cable 1.75D Max 7.50Lg	2
	6	33671	(000000-	) Strap,Rubber Tie-Down	1
▽	7	60293	(000000-	) Wire Assy, 42.0 Lg, 2 Ga, Neg	1
▲	8	68872	(000000-	) Boot, Batt. Term. 1-2 Ga Black	1



Fig. 25 - Rear Drive Wheel Group

Ref.	Tennant Part No.	Machine Serial Number	Description	Qty.	
1	374561	(000000-	) Housing, Sppt, Wheel	1	
2	51339	(000000-	) Bearing-Cone, 1.38Bore 0.71Wth	2	
3	47801	(000000-	) Ftg, Grease.25-28Th Strt .63L	2	
4	51338	(000000-	) Bearing-Cup , 2.56Dia 0.55Wth	2	
5	54051	(000000-	) Washer, Thrust	1	
6	73281	(000000-	) Pin, Wheel Support, Rear	1	
7	54052	(000000-	) Nut-Hxslot 1.12-18 Pltd	1	
8	72926	(000000-	) Scr Soc M16-2.0x50	2	
9	70157	(000000-	) Clamp-Cable, 2.50Dia 1.0Wth Ss	1	
10	24339	(000000-	) Nut-Wheel .50-20 60 Angle	5	
11	58842	(000000-	) Plate - Hose Support	1	
12	53601	(000000-	) Cylinder-Hyd (See Breakdowns)	1	
13	56820	(000000-	) Ftg-Hyd E90 Jm06/Om06	2	
14	64886	(000000-	) Balljoint, Rod End	1	
15	64887	(000000-	) Balljoint, Rod End	1	
16	22604	(000000-008247	) Motor-Hyd Gear (See Breakdowns)	1	
16	379609	(008248-	) Motor-Hyd Gear (See Breakdowns)	1	
17	42223	(000000-	) Ftg-Hyd Str Jm10/Om12	2	
18	55586	(000000-008247	) Ftg-Hyd Ste Jm04/Om04	1	
18	55685	(008248-	) Ftg-Hyd Ste Jm04/Om06	1	
▽	19	54087	(000000-	) Hub & Stud Assy	1
▲	20	32126	(000000-	) Stud, Wheel .50-20 x 1.50	5
	21	19583	(000000-	) Scr Soc .50-13X1.50	4
	22	374553	(000000-	) Scr-Hex .75-10x3.50 Pltd	2
	23	374552	(000000-	) Tube, 1.25D 0.75B 0.8L Stl	2
	24	374563	(000000-	) Washer, 2.156B 3.5D .16 Felt	1
	25	374560	(000000-	) Seal, Rear Drive Grease Cavity	1

Fig. 26 - Rear Wheel Assembly

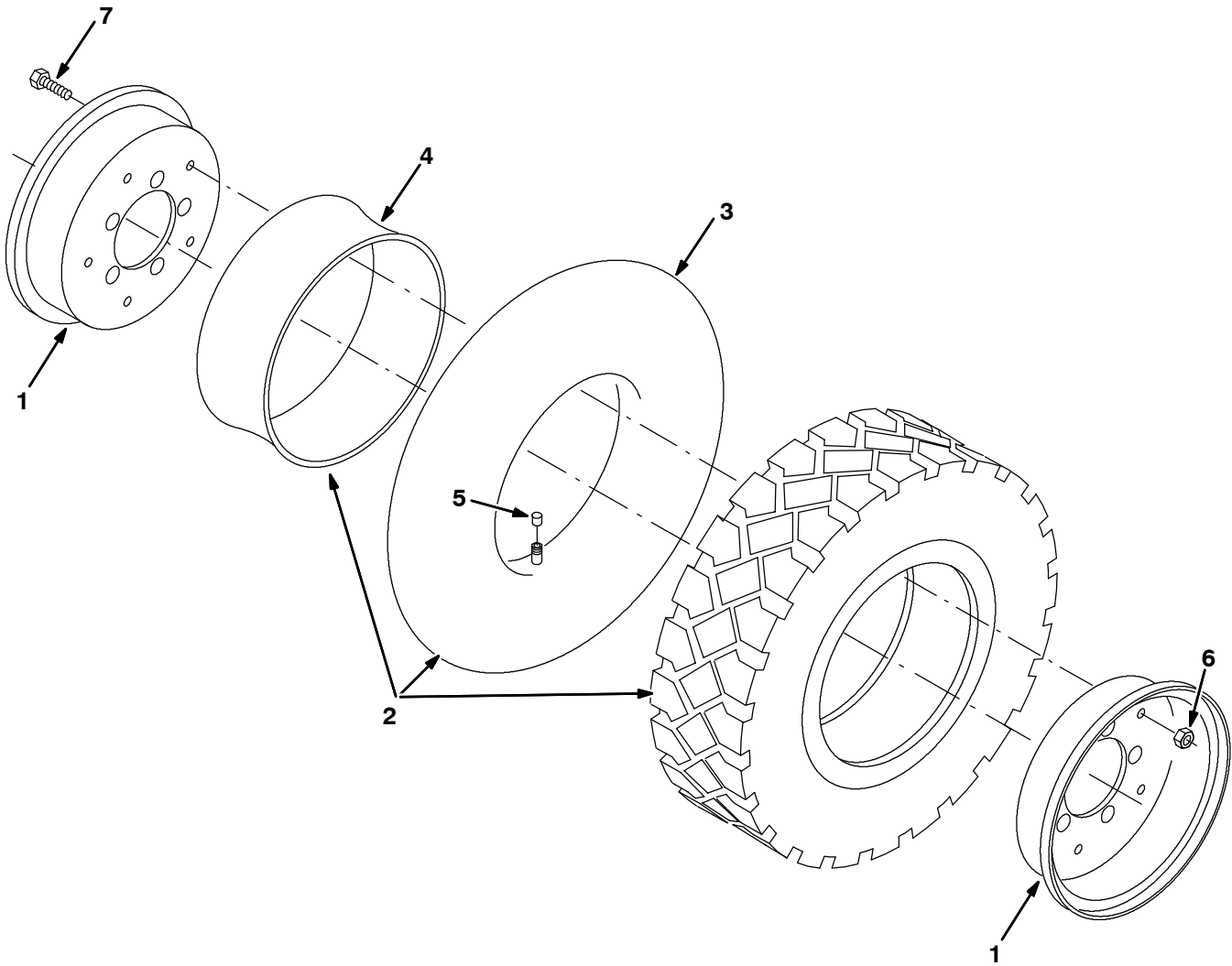


Fig. 26 - Rear Wheel Assembly

	Ref.	Tennant Part No.	Machine Serial Number	Description	Qty.
▽		70287	(000000-	) Tire & Rim Assy, 5.70/5.00R-8	1
▲	1	53818	(000000-	) Rim Assembly	1
▲▽	2	53819	(000000-	) Tire, Tube and Flap Assembly	1
▲▲	3	70280	(000000-	) Tube, Inner -5.00R-8, Js2 Valve	1
▲▲	4	53819-2	(000000-	) Flap, Tube	1
▲	5	45786	(000000-	) Cap, Valve Stem	1
▲	6	41430	(000000-	) Nut, Hxlocnyln M10x1.5	5
▲	7	370181	(000000-	) Screw-Hx M10x1.5 Pltd	5

Fig. 27 - Front Wheel and Brakes Group

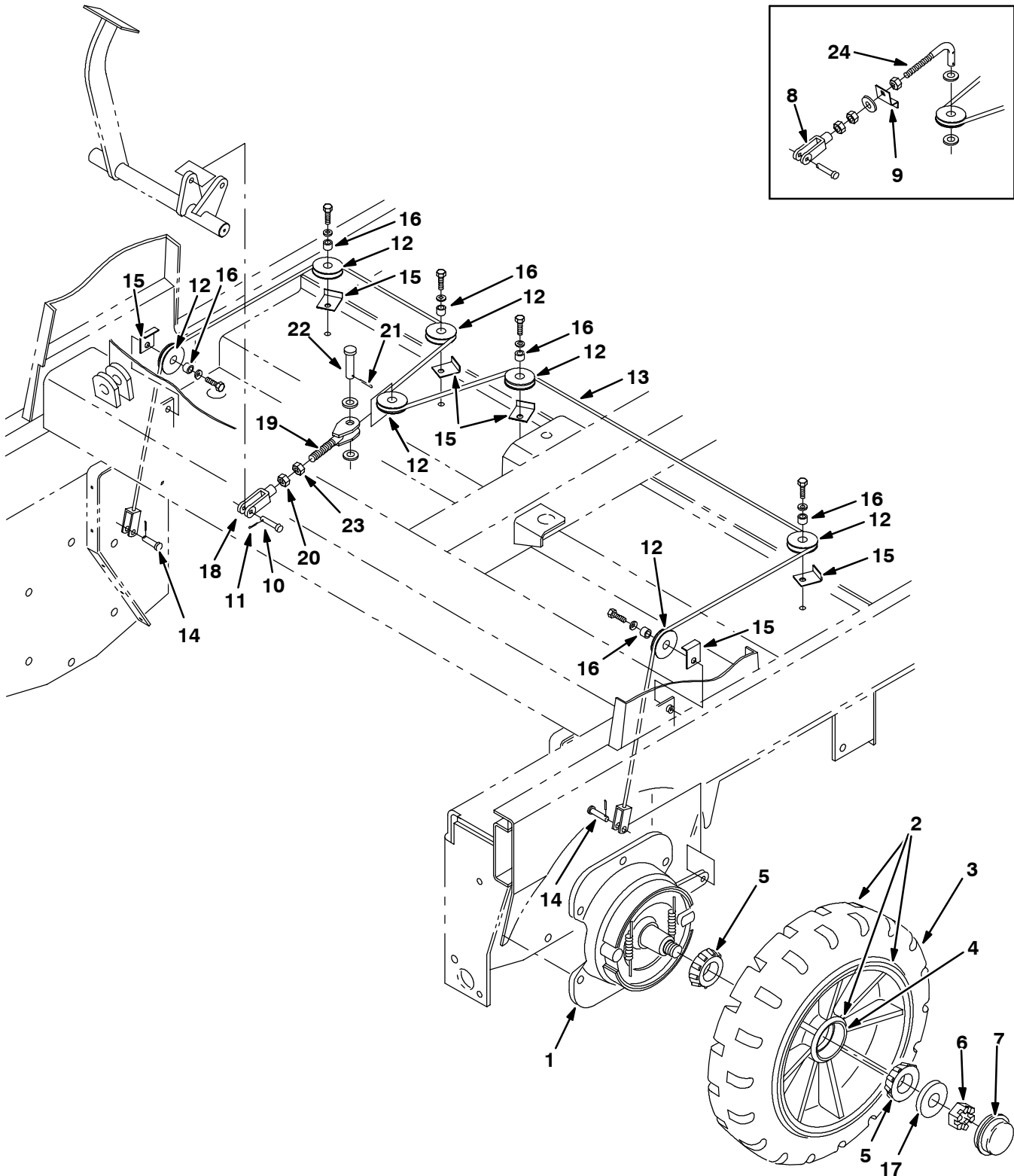
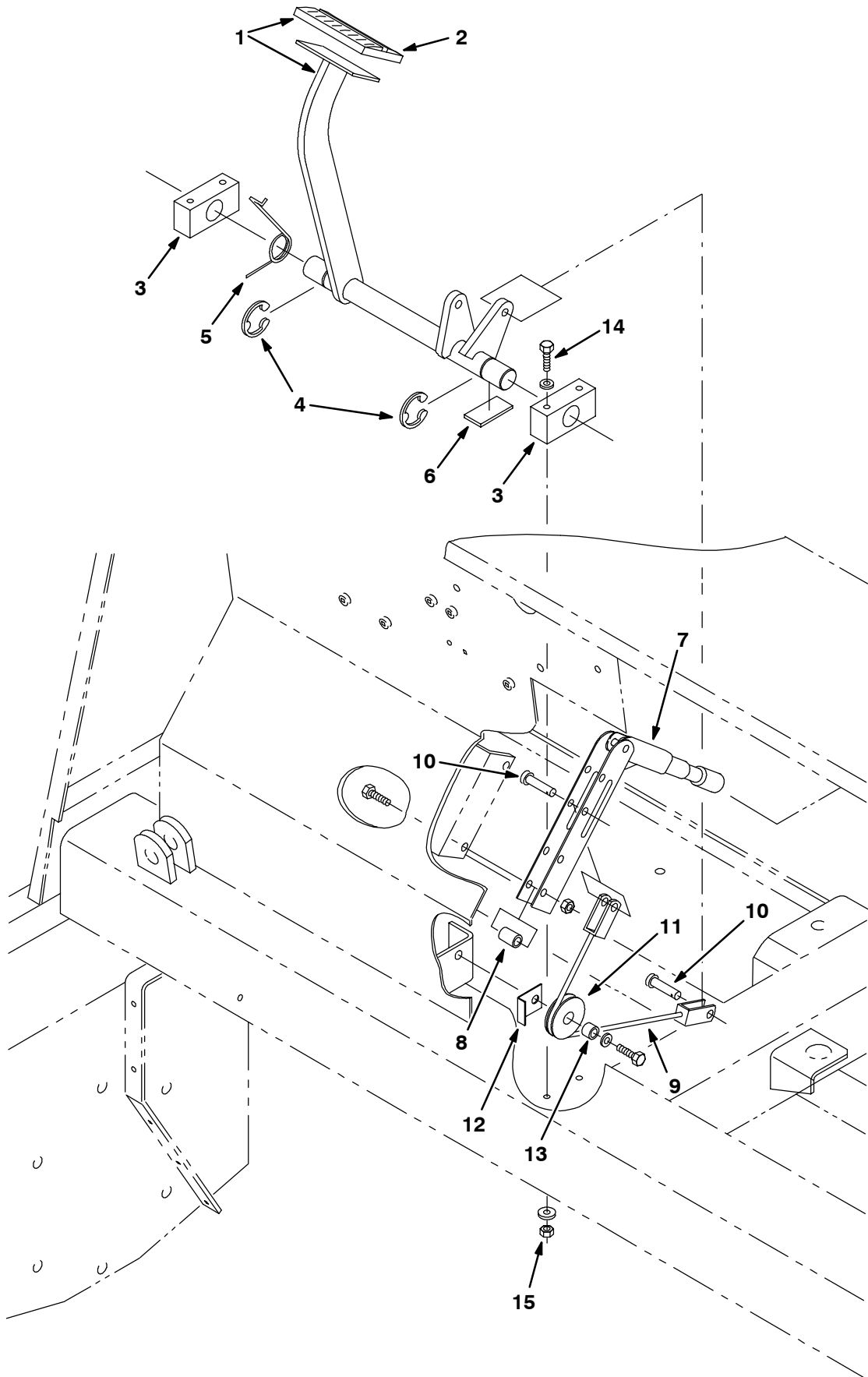


Fig. 27 - Front Wheel and Brakes Group

	Ref.	Tennant Part No.	Machine Serial Number	Description	Qty.
▽	1	54577	(000000-	) Brake Assy	2
▲		66211	(000000-	) Brake Shoes	2
▲▽		66213	(000000-	) Brake Repair Kit	1
▲▲		70161	(000000-	) Chrome Pltd Cam Shft	1
▲		70158	(000000-	) Return Spring-Brakes	2
▽	2	54437	(000000-	) Wheel Assy	2
▲	3	54567	(000000-	) Tire,18X5X12.12 Solid	1
▲	4	51338	(000000-	) Bearing-Cup , 2.56Dia 0.55Wth	2
	5	51339	(000000-	) Bearing-Cone, 1.38Bore 0.71Wth	4
	6	14242	(000000-	) Nut-Hxslot 1.00-20 Pltd	2
	7	54390	(000000-	) Cap, Hub	2
	8	54467	(000000-008957	) Clevis, Adjustable	1
	9	58288	(000000-008957	) Clip, Cable	1
	10	86240	(000000-	) Pin Clevis .375 Dia X 1.13 Lg	1
	11	39005	(000000-	) Pin, Cotter, .094 X 0.75	1
	12	369781	(000000-	) Pulley, Cable, 1.5D, Nyl	7
	13	54617	(000000-	) Cable, Brake, Service	1
	14	09088	(000000-	) Pin,Clevis,0.37 Dia.X 1.00 Lg	2
	15	54400	(000000-	) Angle, Cable Keeper	6
	16	222460	(000000-	) Spacer, Pulley	6
	17	32969	(000000-	) Washer-flt 1.00 Pltd	2
	18	374710	(008958-	) Clevis, Adj, 0.38pin, 0.50 - 20	1
	19	71373	(008958-	) Clevis Wldt, Adj, .50pin 0.50-20, PI	1
	20	39313	(008958-	) Nut, Hex, Std, M12 X 1.75	1
	21	08182	(008958-	) Pin, Cotter, .125 X 1.00	1
	22	58078	(008958-	) Pin, Clevis, 0.50 D X 1.25l	1
	23	48985	(008958-	) Nut, Hex, Jam, .50-20	1
	24	374711	(000000-008957	) Kit, Replmt, Connector, Cable, Brake	1

Fig. 28 - Brake Lever and Pedal Group





**Fig. 28 - Brake Lever and Pedal Group**

	<b>Ref.</b>	<b>Tennant Part No.</b>	<b>Machine Serial Number</b>	<b>Description</b>	<b>Qty.</b>
▽	1	72132	(000000-	) Shaft Wldt, Brake w/pad	1
▲	2	51109	(000000-	) Pad	1
	3	86751	(000000-	) Brg, Brake	2
	4	23788	(000000-	) Ring-Retain, Ex, 0.98OD, E-Ring	2
	5	54607	(000000-	) Spring, Torsion	1
	6	69933	(000000-	) Pad, Rubber	1
	7	51545	(000000-	) Lever, Brake	1
	8	51562	(000000-	) Sleeve, .344B .50D .81 Cr.Anc	2
	9	54616	(000000-	) Cable, Parking Brake	1
	10	86240	(000000-	) Pin Clevis .375 Dia X 1.13 Lg	2
	11	369781	(000000-	) Pulley, Cable, 1.5D, Nyl	1
	12	54400	(000000-	) Angle, Cable Keeper	1
	13	222460	(000000-	) Spacer, Pulley	1
	14	58979	(000000-	) Scr-Hexss M6 x 1.0	4
	15	08712	(000000-	) Nut-Hxlocnyln M6 x 1.0 Regss	4

Fig. 29 - Directional Pedal Group

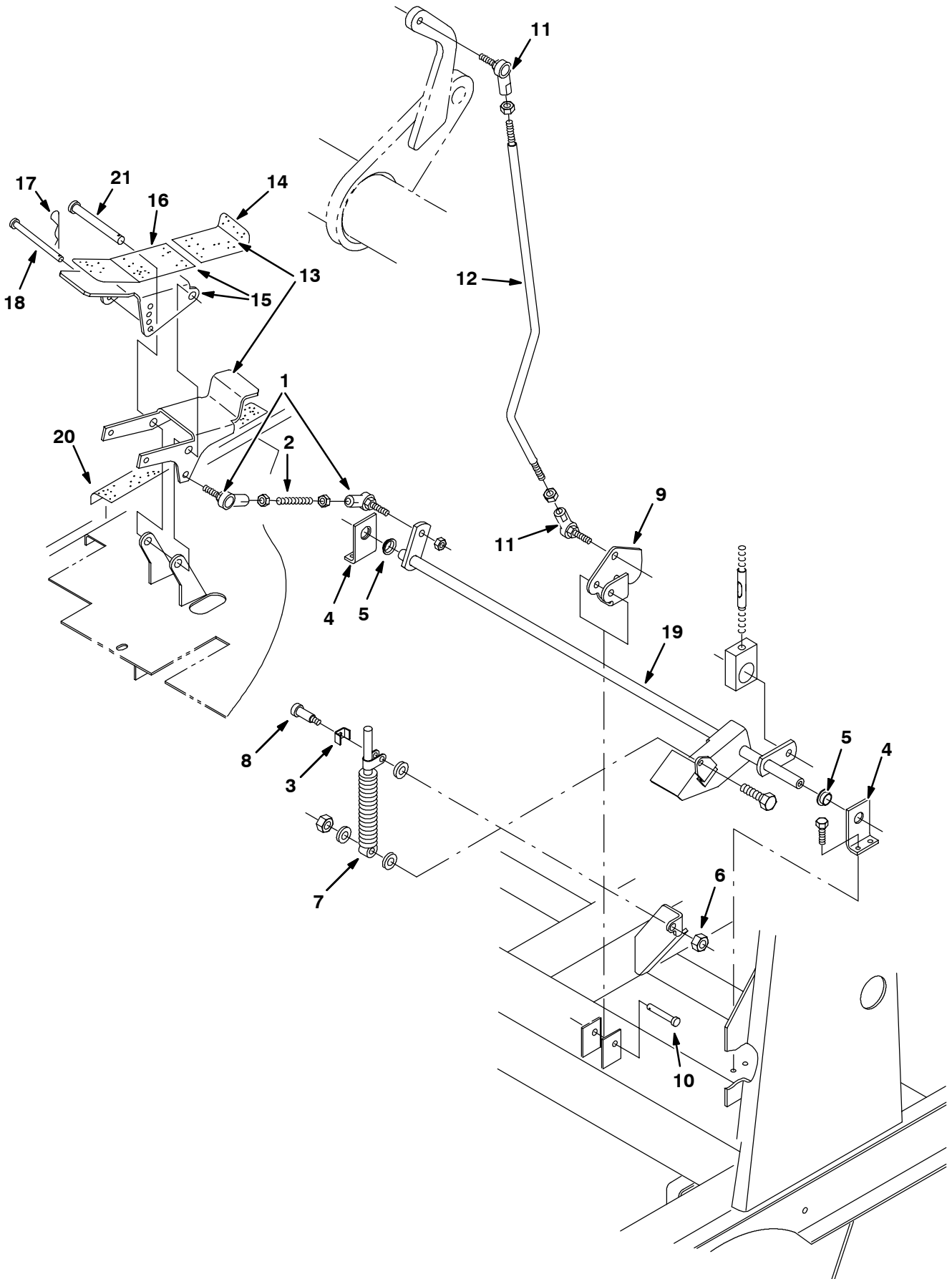


Fig. 29 - Directional Pedal Group

Ref.	Tennant Part No.	Machine Serial Number	Description	Qty.
1	05686	(000000-	) Rod-End M10X1.5 W/Stud	2
2	54996	(000000-	) Rod, Adjusting	1
3	84170	(000000-	) Bracket, Retainer	1
4	53927	(000000-	) Bracket Sppt, Control Rod	2
5	04843	(000000-	) Bearing, Flange .625 Bore	2
6	75934	(000000-	) Nut-Hxlocnyln .25-20 Thin Pltd	2
7	73411	(000000-	) Shock Absorber	1
8	16213	(000000-	) Scr-Shld .312Dx1.00L .25-20	1
9	379732	(000000-	) Bracket, Speed Limiter	1
10	51813	(000000-	) Pin,Clevis,0.37 Dia.X 2.12 Lg	1
11	05686	(000000-	) Rod-End M10X1.5 W/Stud	2
12	374520	(000000-	) Rod, Speed Limiter, Adjusting, Rh	1
▽	13	72130	(000000-) Pedal, Propel,Adjustable,Lower w/tread	1
▲	14	75430	(000000-) Pad, Tread	1
▽	15	72131	(000000-) Pedal, Propel,Adjustable,Upper w/tread	1
▲	16	75430	(000000-) Pad, Tread	1
17	44906	(000000-	) Pin, Hair Cotter	1
18	59672	(000000-	) Pin, Clevis .31 Dia X 4.50 Lg	1
19	74475	(000000-	) Rod Weldt, Drive Linkage	1
20	75430	(000000-	) Pad, Tread	1
21	59668	(000000-	) Pin, Clevis .50 Dia X 4.50 Lg	1

Fig. 30 - Hydraulic Pump Linkage Group

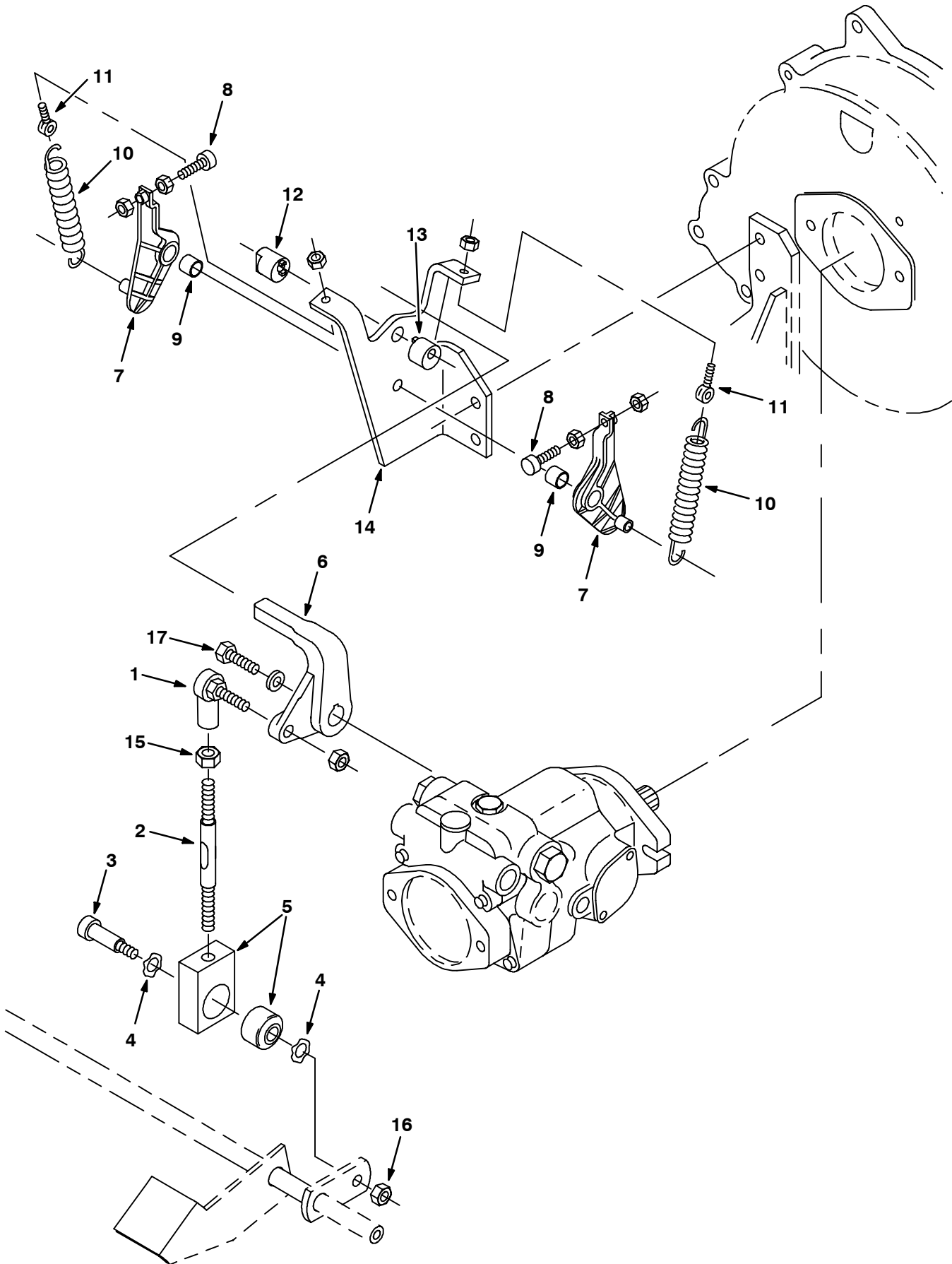


Fig. 30 - Hydraulic Pump Linkage Group

Ref.	Tennant Part No.	Machine Serial Number	Description	Qty.
1	05686	(000000-	) Rod-End M10X1.5 W/Stud	1
2	54015	(000000-	) Rod, Adjusting	1
3	86791	(000000-	) Scr-Shld .500Dx1.25L .38-16	1
4	52508	(000000-	) Washer-Wavy Spring,#Ww-381-&-8	2
5	54997	(000000-	) Bracket Assy, Isolator	1
6	54999	(000000-	) Arm, Control, Pintle	1
7	53953	(000000-	) Arm	2
8	54205	(000000-	) Bumper, Threaded	2
9	63234	(000000-	) Sleeve, Bearing	2
10	11842	(000000-	) Sprng,Tens,0.75Odx.12Wire 3.4L	2
11	48079	(000000-	) Bolt-Eye, .25-20Th .25B 1.4L	2
12	53947	(000000-	) Cam	1
13	54655	(000000-	) Cam	1
14	53950	(000000-	) Bracket, Propel	1
15	09775	(000000-	) Nut-Hx Stdss M10x1.5 Left	1
16	36643	(000000-	) Nut-Hxlocnyln .38-16 Thin Pltd	1
17	50045	(000000-	) Scr-Hex .31-24x0.62 Pltd	1

Fig. 31 - Hopper Group

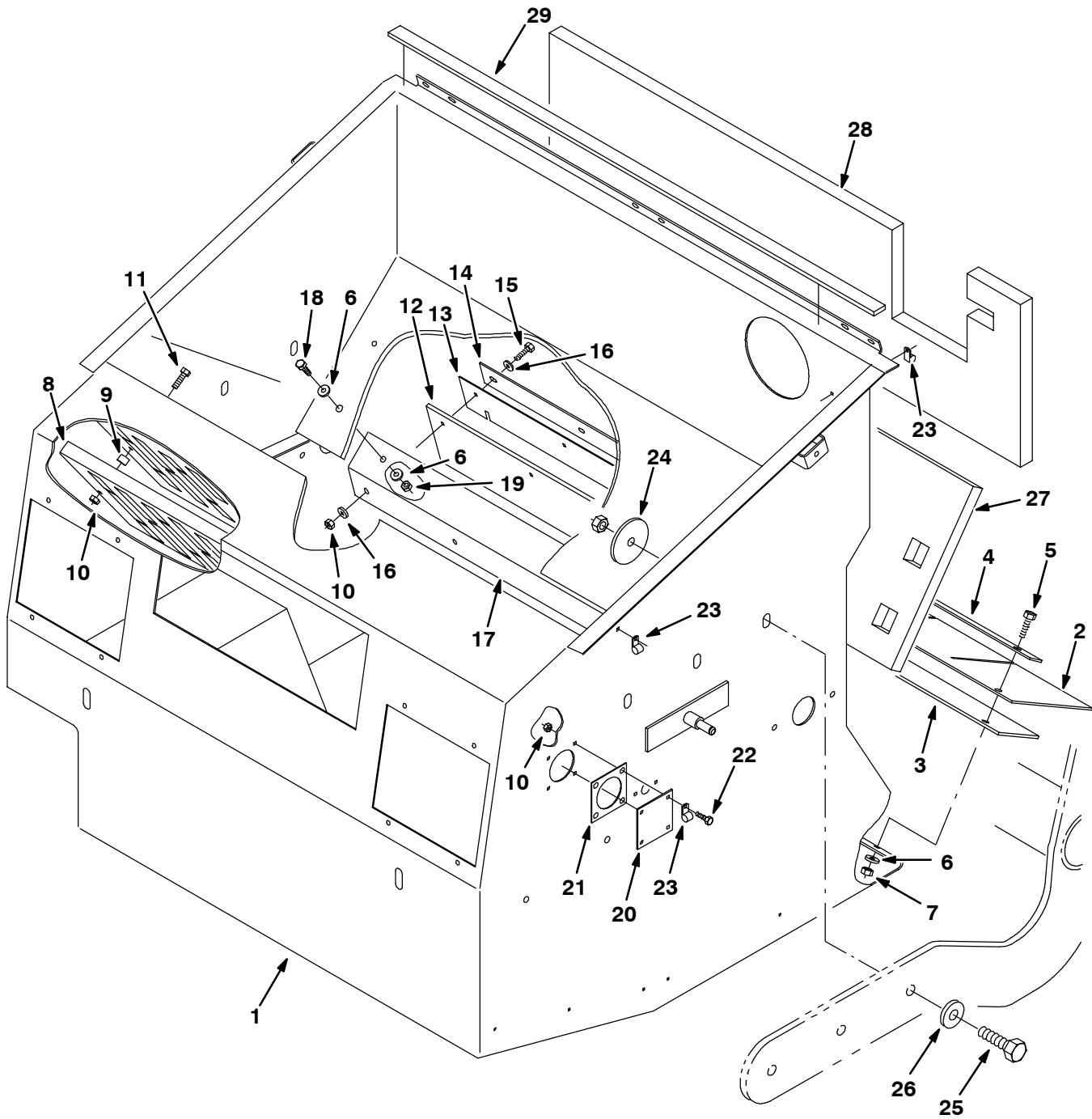


Fig. 31 - Hopper Group

Ref.	Tennant Part No.	Machine Serial Number	Description	Qty.
1	379535	(000000-	) Hopper Wldt	1
2	59680	(000000-	) Skirt, Lip	1
3	59681	(000000-	) Skirt, Lip	1
4	55890	(000000-	) Strap, Main Lip	1
5	09010	(000000-	) Screw, Hex, M08-1.25 X 25, Ss	5
6	01685	(000000-	) Washer, Flat, .31 Ss	8
7	08713	(000000-	) Nut, Hex, Lock, M08-1.25,NI,Ss	5
8	55021	(000000-	) Filter, Dust, Panel, Perma Filter	1
9	82483	(000000-	) Tube	2
10	08712	(000000-	) Nut, Hex, Lock, M06-1.0, NI,Ss	12
11	33930	(000000-	) Screw, Hex, M06-1.0 X 40, Ss	2
12	58103	(000000-	) Seal	1
13	59105	(000000-	) Seal	1
14	55884	(000000-	) Strap	1
15	09007	(000000-	) Screw, Hex, M06-1.0 X 25, Ss	6
16	01684	(000000-	) Washer, Flat, .25 Ss	12
17	55879	(000000-	) Angle	1
18	09740	(000000-	) Screw, Hex, M08-1.25 X 20, Ss	3
19	07791	(000000-	) Nut, Hex, Flange, M08-1.25	3
20	59189	(000000-	) Plate	1
21	55965	(000000-	) Seal	1
22	15678	(000000-	) Screw, Hex, M06-1.0 X 16, Ss	4
23	40678	(000000-	) Clamp, Cable	3
24	72159	(000000-	) Washer, .562b 3.03 D .25hr	6
25	69972	(000000-	) Screw, Hex, M12-1.75 X 40,10.9	6
26	36328	(000000-	) Washer, Belleville, .50	6
27	59814	(000000-	) Insulation, Acoustic, Hopper	1
28	59821	(000000-	) Insulation, Acoustic, Hopper	1
29	379785	(000000-	) Seal, Foam Rubber	1

Fig. 32 - Hopper Dump Door Group

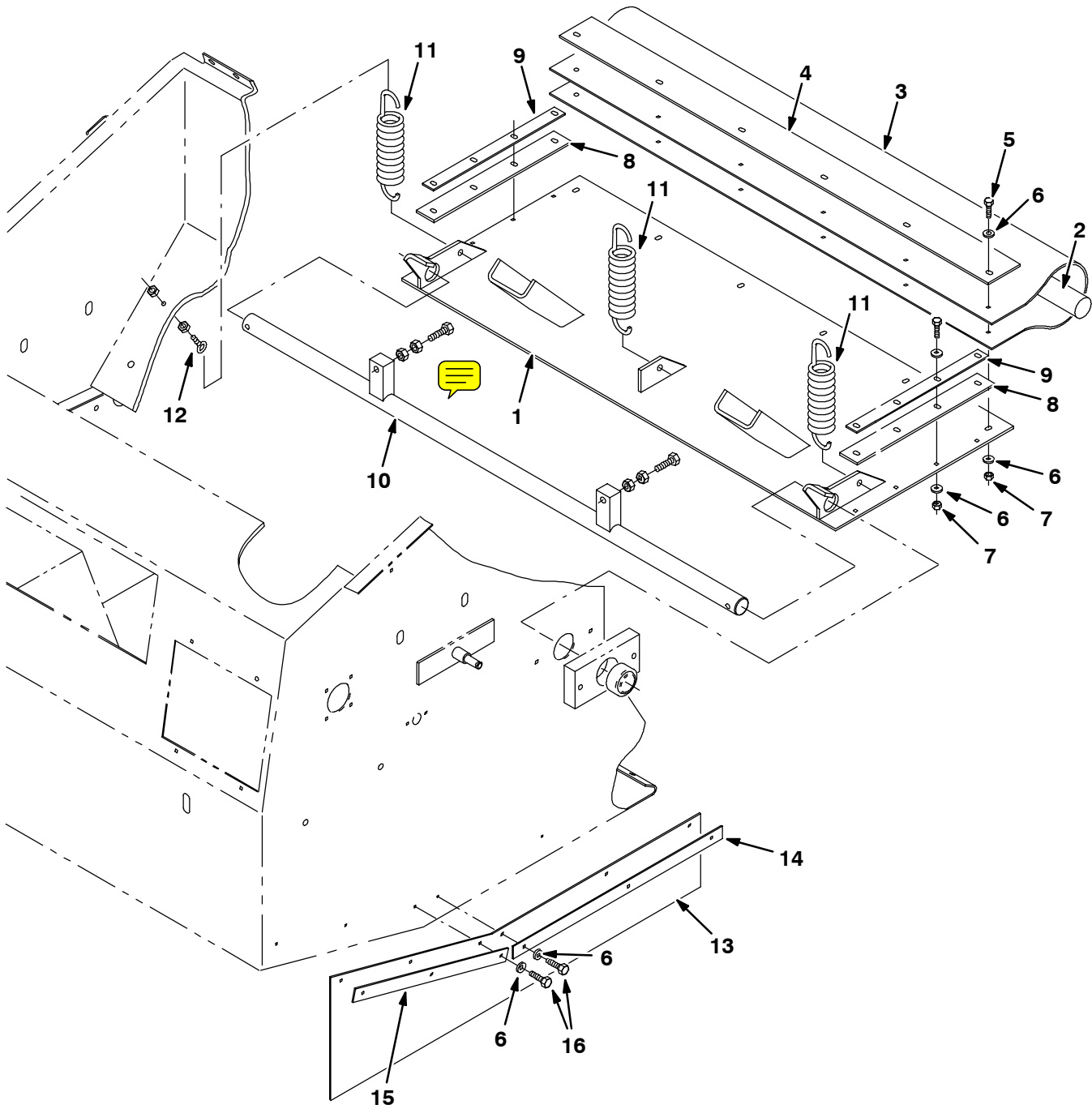




Fig. 32 - Hopper Dump Door Group

Ref.	Tennant Part No.	Machine Serial Number	Description	Qty.
1	374507	(000000-	) Door Wldt, Dump	1
2	55864	(000000-	) Cord, Sponge	1
3	59685	(000000-	) Seal	1
4	59686	(000000-	) Strap	1
5	09007	(000000-	) Screw, Hex, M06-1.0 X 25, Ss	14
6	01684	(000000-	) Washer, Flat, .25 Ss	34
7	08712	(000000-	) Nut, Hex, Lock, M06-1.0, NI,Ss	14
8	59687	(000000-	) Seal	2
9	59688	(000000-	) Strap	2
10	55889	(000000-	) Rod	1
11	55892	(000000-	) Spring, Tension	3
12	11893	(000000-	) Bolt, Eye, .25-20x1.5x .56 Eye	3
13	54089	(000000-	) Skirt	1
14	54013	(000000-	) Plate, Retainer	1
15	54014	(000000-	) Plate, Retainer	1
16	12459	(000000-	) Screw, Hex, Fmg, M06-1.0 X 20	6

Fig. 33 - Hopper Cylinder and Dust Door Group

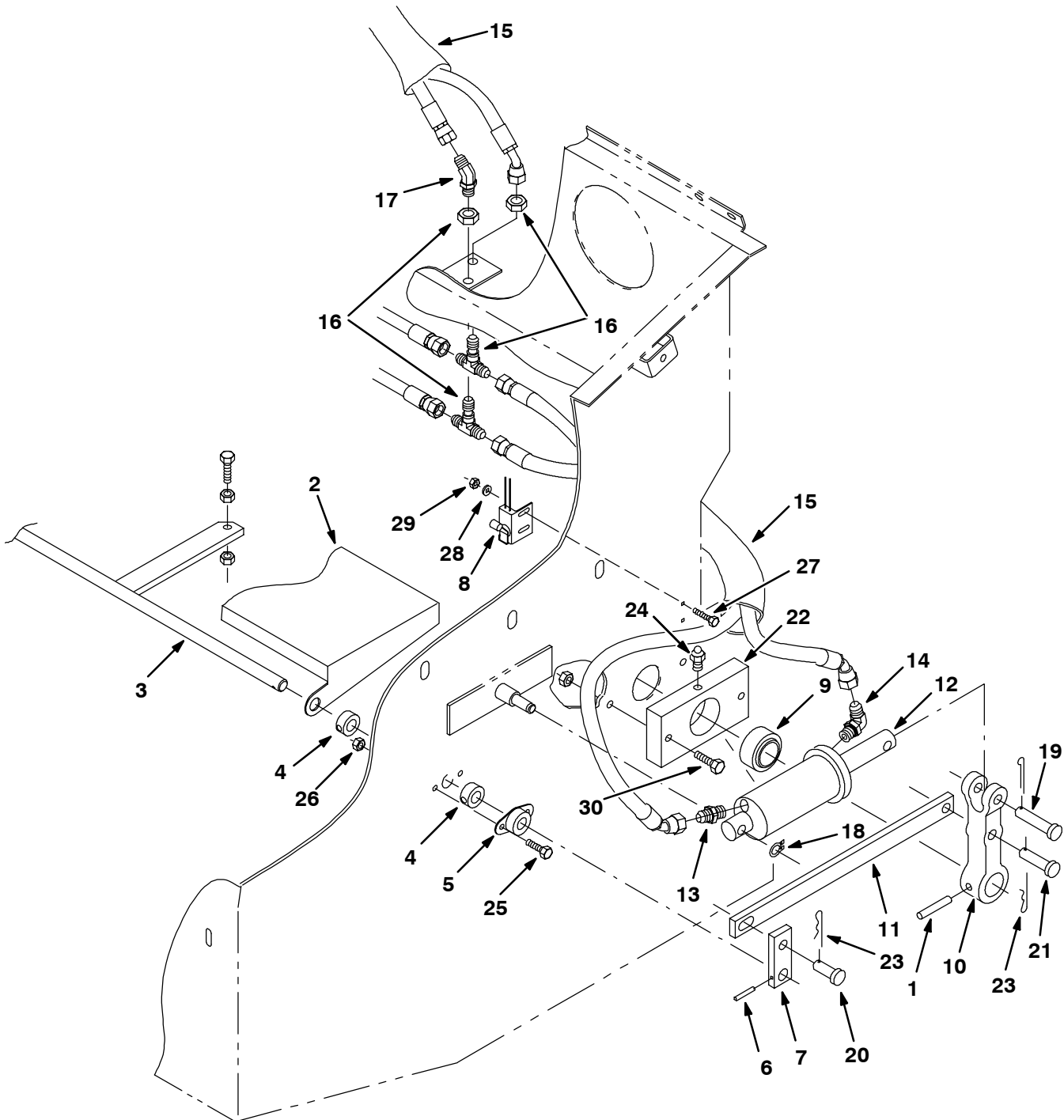


Fig. 33 - Hopper Cylinder and Dust Door Group

Ref.	Tennant Part No.	Machine Serial Number	Description	Qty.
1	51317	(000000-	) Pin,Roll,.38Odx2.00L,.375/.382	2
2	53910	(000000-	) Door, Dust	1
3	53915	(000000-	) Rod Wldt	1
4	34725	(000000-	) Collar, Locking	4
5	34096	(000000-	) Bearing-Flange,2 Hole .625Bore	2
6	26103	(000000-	) Pin,Roll,.18Odx1.25L,.187/.192	2
7	59966	(000000-	) Bar, Link	2
8	59965	(000000-	) Switch Assy, Roller	1
9	42120-1	(000000-	) Bearing-Self Align 1.250 Bore	2
10	78787	(000000-	) Yoke, Pivot, Machining	2
11	55893	(000000-	) Bar, Link	2
12	54096	(000000-	) Cylinder-Hyd,2.0X 4.0Da2500Psi	2
13	55586	(000000-	) Ftg-Hyd Str Jm04/Om04	2
14	77097	(000000-	) Ftg-Hyd E90 Jm04/Om04	2
15	87677	(000000-	) Sleeve-Nyln #20 20.0L	3
16	34392	(000000-	) Ftg-Hyd Tee Jm04Jmbjm	2
17	68441	(000000-	) Ftg-Hyd E45 Jm04/Jf04	1
18	23524	(000000-	) Ring,Retain,Ex,0.50Od,Selflock	2
19	11211	(000000-	) Pin,Clevis,0.50 Dia.X 2.25 Lg	2
20	58078	(000000-	) Pin,Clevis,0.50 Dia.X 1.25 Lg	2
21	51534	(000000-	) Pin,Clevis,0.50 Dia.X 2.00 Lg	2
22	55914	(000000-	) Hub, Pivot	2
23	08182	(000000-	) Pin, Cotter	4
24	47801	(000000-	) Ftg, Grease .25-28Th Strt .63L	2
25	09744	(000000-	) Screw, Hex, M06-1.0 X 12, Ss	4
26	08712	(000000-	) Nut, Hex, Lock, M06-1.0, NI,Ss	4
27	24199	(000000-	) Screw, Hex, M05-0.8 X 16, Ss	2
28	01683	(000000-	) Washer, Flat, #10 Ss	2
29	09739	(000000-	) Nut, Hex, Lock, M05-0.8, NI,Ss	2
30	09026	(000000-	) Screw, Hex, M08-1.25 X 40, Ss	4

Fig. 34 - Hopper Hood and Bumper Group

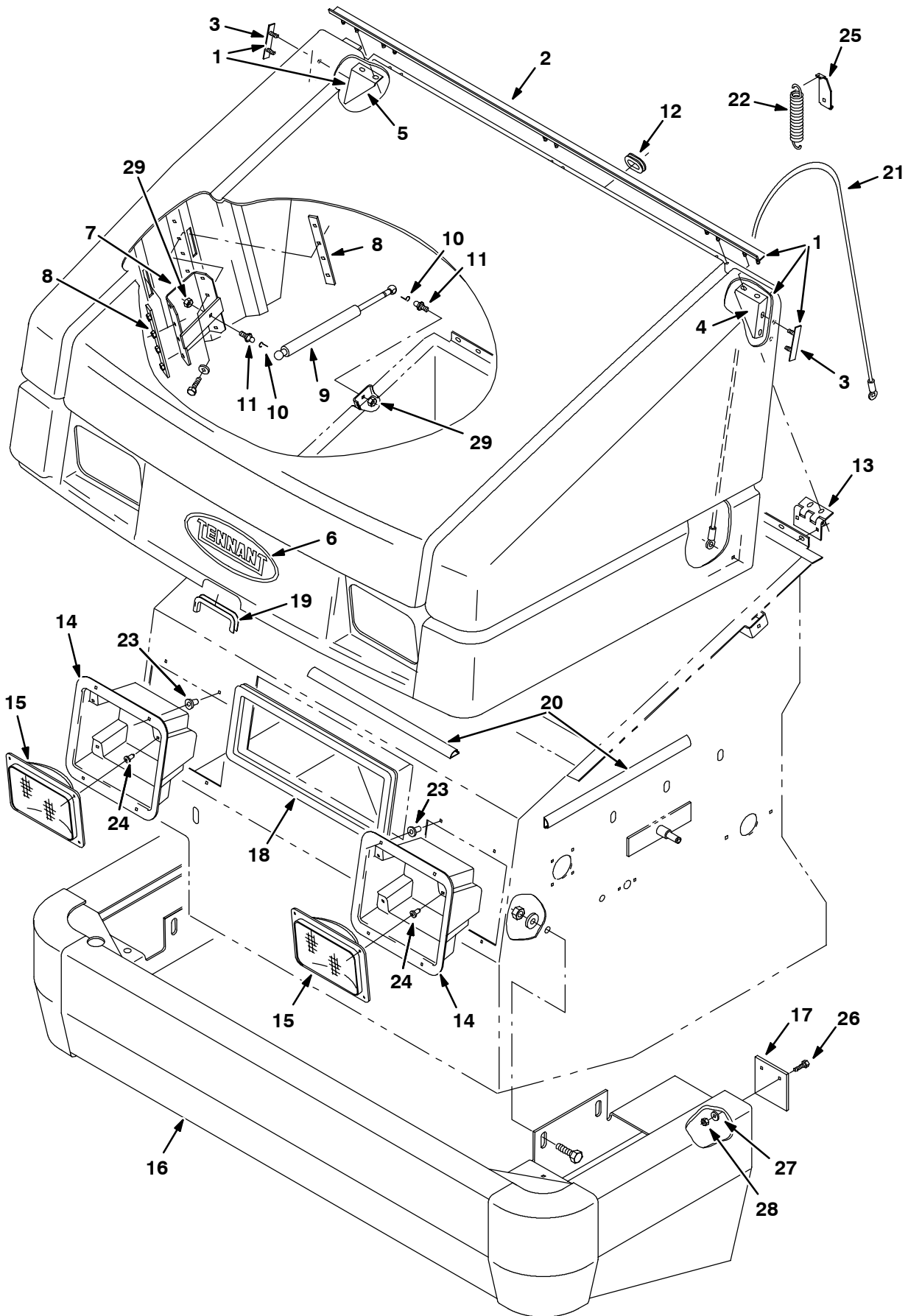


Fig. 34 - Hopper Hood and Bumper Group

Ref.	Tennant Part No.	Machine Serial Number	Description	Qty.
▽ 1	74310	(000000-	) Cover, Hopper	1
▲ 2	59442	(000000-	) Strip, Mtg, Hinge	1
▲ 3	59738	(000000-	) Strip, Mtg, Gusset	2
▲ 4	59737	(000000-	) Bracket, Gusset, Corner, Lh	1
▲ 5	59739	(000000-	) Bracket, Gusset, Corner, Rh	1
6	17200	(000000-	) Label, Tennant Logo- 10.0 Blue	1
7	70185	(000000-	) Bracket Wldt, Hpr Cvr Sprng	2
8	70178	(000000-	) Plate Wldt, Sprngbrkt Backing	4
9	64535	(000000-	) Spring-Gas 120Lb 7.1 Stroke	2
10	64595	(000000-	) Clip Safety	4
11	58494	(000000-	) Stud, Ball, Gas Spring	4
12	10632-1	(000000-	) Grommet,Rbr,1.06ld,For .19Matl	1
13	58500	(000000-	) Hinge, Coverhopper	3
14	59004	(000000-	) Housing, Headlight	2
15	58524	(000000-	) Headlight, 12V.Rect.	2
16	379551	(000000-	) Bumper Wldt, Front	1
17	59448	(000000-	) Skirt,Bumperstop	2
18	379883	(000000-	) Seal, Bulb	1
19	62595-6	(000000-	) Molding, Trim 11-14Ga 7.50	1
20	369817	(000000-	) Duct, Vinyl (Cut in 2)	1
21	74352	(000000-	) Cable, Cover, Safety	1
22	74353	(000000-	) Spring, Tension	1
23	72971	(000000-	) Rivet, Plastic .325D x .787	8
24	72969	(000000-	) Rivet, Plastic .181D x .720	8
25	70193	(000000-	) Bracket, Cable Spring	1
26	08716	(000000-	) Screw, Hex, M06-1.0 X 20, Ss	4
27	01684	(000000-	) Washer, Flat, .25 Ss	4
28	08712	(000000-	) Nut, Hex, Lock, M06-1.0, NI,Ss	4
29	01760	(000000-	) Nut, Hex, Lock, .31-18, NI	4

Fig. 35 - Filter Box Group

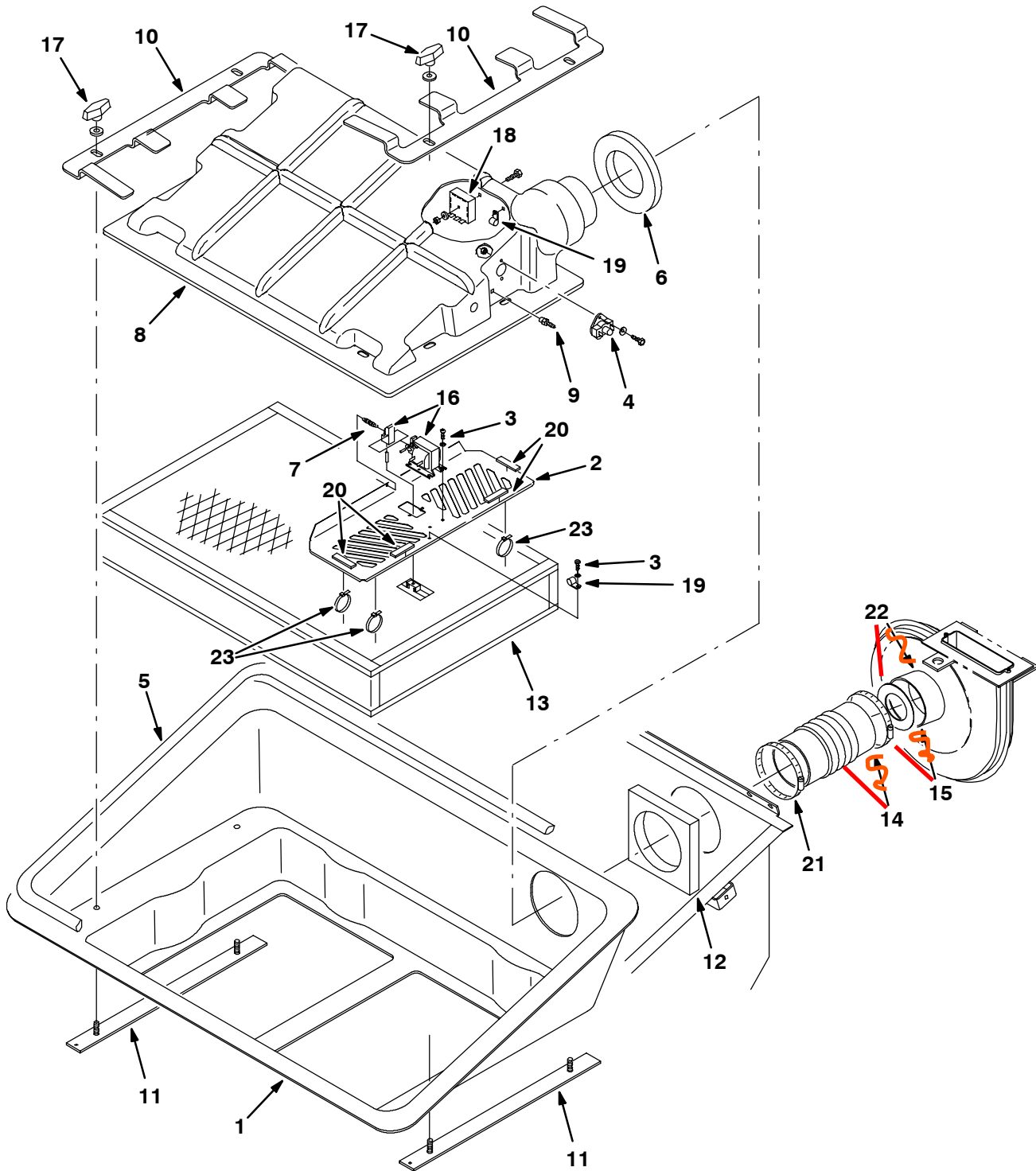


Fig. 35 - Filter Box Group

Ref.	Tennant Part No.	Machine Serial Number	Description	Qty.
1	379558	(000000-	) Tray, Filter Carrier	1
2	379555	(000000-	) Plate, Panel, Shaker	1
3	49697	(000000-	) Screw, Pan, M04-0.7 X 10, Ss	5
4	02712	(000000-	) Thermostat	1
5	79425	(000000-	) Seal, Bulb, [Sd-0106], 140.00l	1
6	379560	(000000-	) Foam, Acoustic, Hopper	1
7	81812	(000000-	) Spring	1
8	379556	(000000-	) Cover, Filter Panel	1
9	40607	(000000-	) Ftg-Brs Str	1
10	379530	(000000-	) Bracket, Filter, Hold Down	2
11	379531	(000000-	) Bar Wldt, Shaker	2
12	379781	(000000-	) Insulation, Foam	1
13	375209	(000000-	) Filter Pkg, Dust, Panel, 94plts	1
13	379882	(000000-	) Kit, Filter, Synthetic (Option)	1
13	375249	(000000-	) Kit, Filter, Surface Load, 98 Plts (Option)	1
14	77320	(000000-	) Hose, Vacuum	1
15	23498	(000000-	) Clamp, Wormdrive	1
16	379890	(000000-	) Solenoid Assy, Filter Shaker, 12V	1
17	04706	(000000-	) Handle, Lift, Brush	4
18	379665	(000000-	) Module, Shaker, 12V	1
19	26395-2	(000000-	) Clamp, Cable	2
20	379822	(000000-	) Seal	4
21	379823	(000000-	) Clamp, Bridge, 4.0	1
22	379849	(000000-	) Restrictor Ring Kit	1
23	49266	(000000-	) Tie, Cable, Nyl, 07.3L .19W 1.8 Max D	4

Fig. 36 - Hopper Lift Arms Group

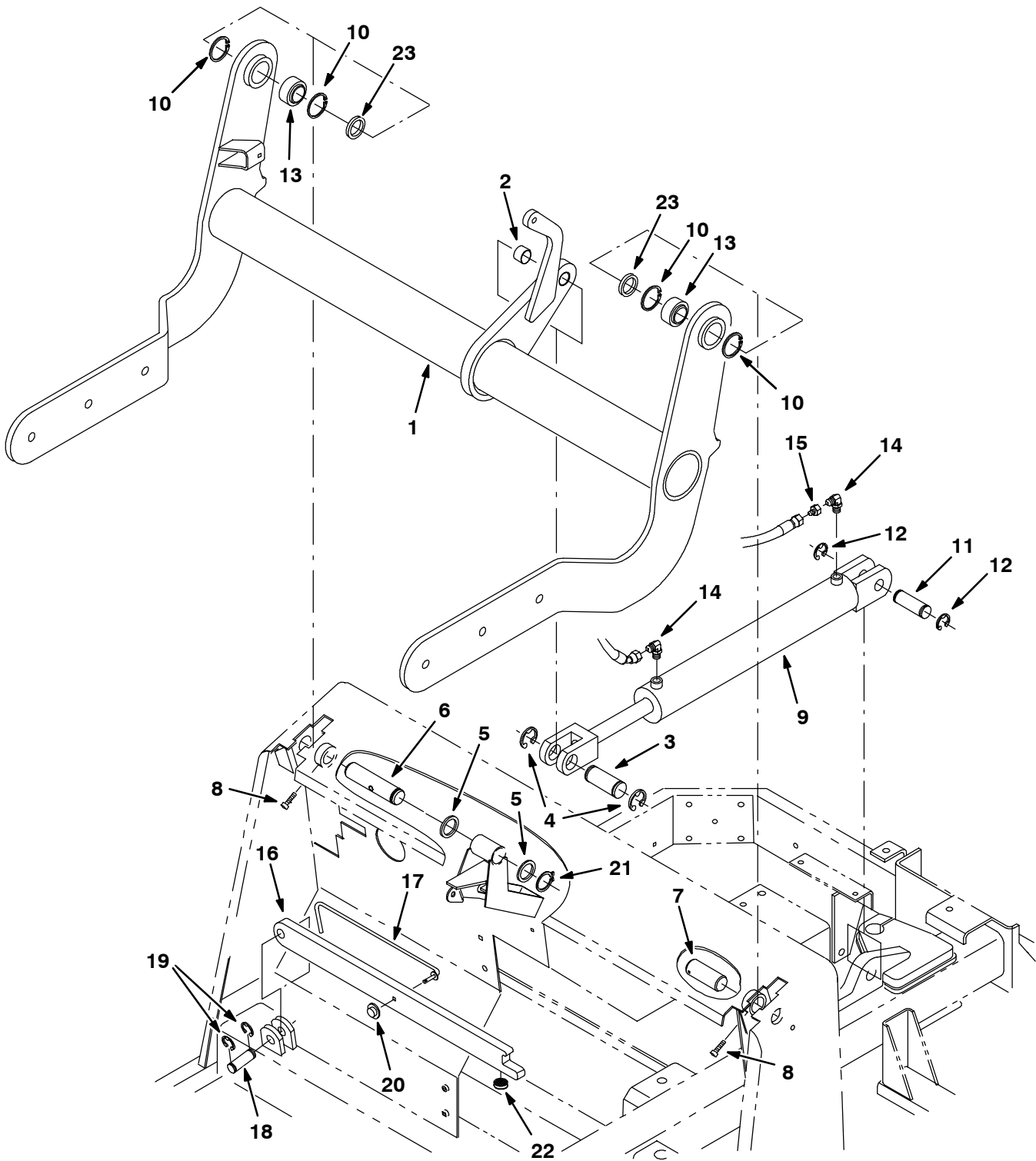




Fig. 36 - Hopper Lift Arms Group

Ref.	Tennant Part No.	Machine Serial Number	Description	Qty.
1	59825	(000000-	) Arm Assy, Hopper w/label	1
▽	69908	(000000-	) Pin Assy, Clevis, Hopper Lift	1
▲	2 59866	(000000-	) Bearing, Journal 1.25 Idx1.0Lg	1
▲	3 59867	(000000-	) Pin, Grooved	1
▲	4 59861	(000000-	) Ring, Retaining, Ext, 1.25 Dia	2
5	54079	(000000-	) Washer, 1.281B 1.75D .08Cr Znc	4
6	55462	(000000-	) Pin, Rh	1
7	55463	(000000-	) Pin, Lh	1
8	39308	(000000-	) Scr Soc M 8X1.25 25	2
9	74419	(000000-	) Cylinder-Hyd (See Breakdowns)	1
10	59542	(000000-	) Ring, Retaining, Intl, 2.00Dia	4
11	59380	(000000-	) Pin-Grvd, 1.00D 3.0L2/ 2.71Btw	1
12	23788	(000000-	) Ring, Retain, Ex, 0.98Od, E-Ring	2
13	42120-1	(000000-	) Bearing-Self Align 1.250 Bore	2
14	77097	(000000-	) Ftg-Hyd E90 Jm04/Om04	2
15	16455	(000000-	) Ftg-Hyd Rst Jm04/.047	1
16	59827	(000000-	) Arm Assy, Safety w/label	1
17	58645	(000000-	) Handle, Safety Arm	1
18	59842	(000000-	) Pin, Arm, Safety	1
19	23788-1	(000000-	) Ring, Retaining, Ext, .75 Dia	2
20	59849	(000000-	) Nut, Retainer R/.312 Dia	1
21	58359	(000000-	) Retaining Ring-External, 1.25D	1
22	16786	(000000-	) Bumper, Safety Arm	1
23	70272	(000000-	) Washer, 1.281B 1.75Od .31Hrznc	2
23	70271	(000000-	) Washer, 1.281B 1.75Od .25Hrznc	2

Fig. 37 - Side Brush Motor and Pivot Group

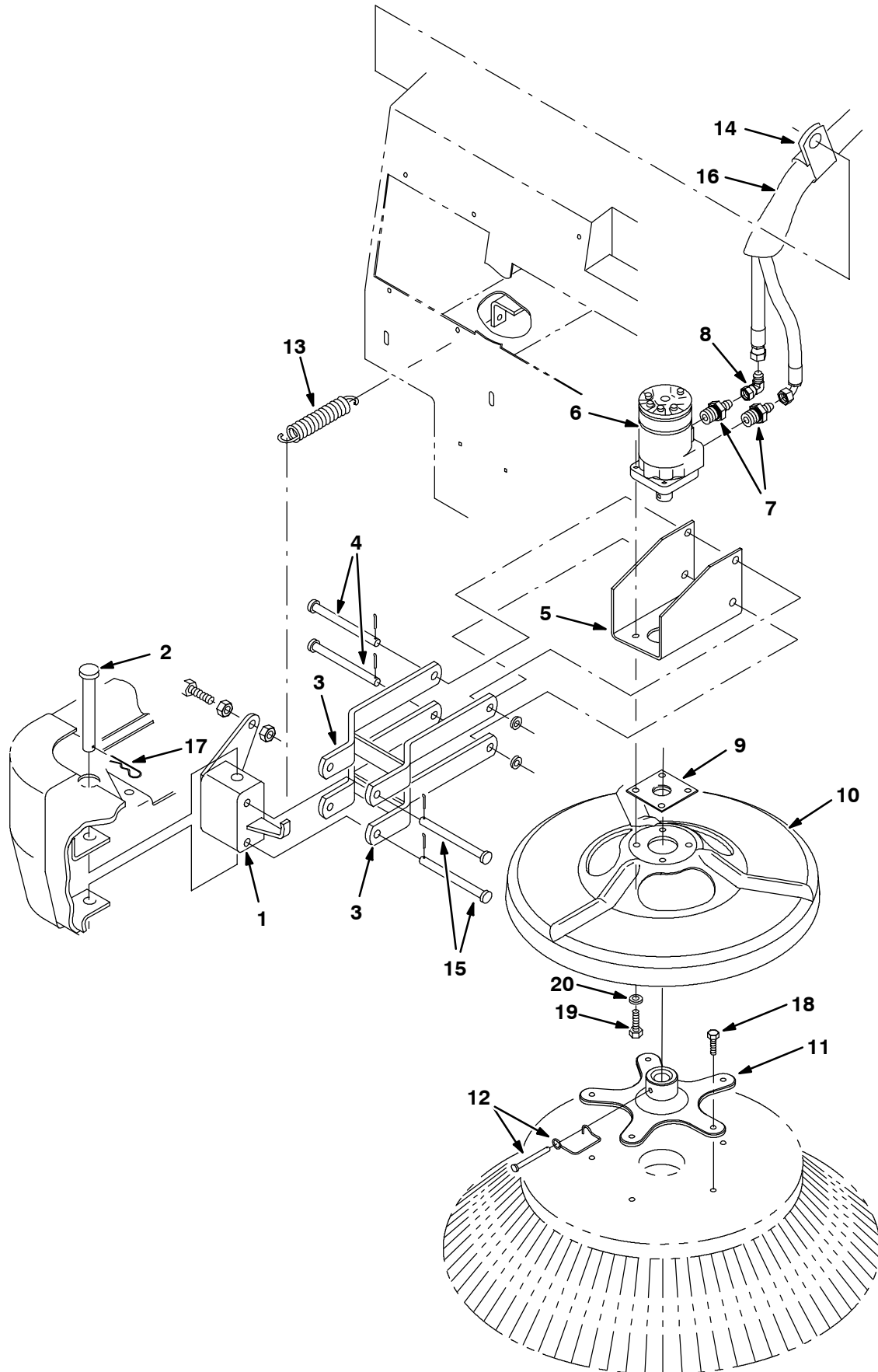


Fig. 37 - Side Brush Motor and Pivot Group

Ref.	Tennant Part No.	Machine Serial Number	Description	Qty.
1	54050	(000000-	) Pivot Assy, S Br	1
2	54660	(000000-	) Pin, Clevis .75 Dia X 5.5 Lg	1
3	53965	(000000-	) Arm Assy, Lift	2
4	51225	(000000-	) Pin, Clevis, 0.50 Dia. X 5.50 Lg	2
5	379557	(000000-	) Bracket, Motor	1
6	379607	(000000-	) Motor-Hyd Gear (See Breakdowns)	1
7	47508	(000000-	) Ftg-Hyd Str Jm06/Om10	2
8	47504	(000000-	) Ftg-Hyd E90 Jm06/Jf06	1
9	16082	(000000-	) Guard, String, Brush Motor	1
10	379532	(000000-	) Guard, Brush	1
11	379534	(000000-	) Hub, Brush Adaptor	1
12	84581	(000000-	) Pin Assy, Side Brush W/Clip	1
13	47745	(000000-	) Sprng, Tens, 1.12Odx.14Wire 6.3L	1
14	53466	(000000-	) Clamp, Hose	2
15	51538	(000000-	) Pin, Clevis, 0.50 Dia. X 5.00 Lg	2
16	75028	(000000-	) Sleeve-Nyln #20 65.0L	1
17	02942	(000000-	) Pin, Hair Cotter	1
18	39396	(000000-	) Screw, Hex, .31-12 X 1.50, Fmg, [Ab]	5
19	46559	(000000-	) Screw, Hex, .38-16x1.25, NI	4
20	32492	(000000-	) Washer, Flt, .38 Std	4

Fig. 38 - Side Brush Lift Group

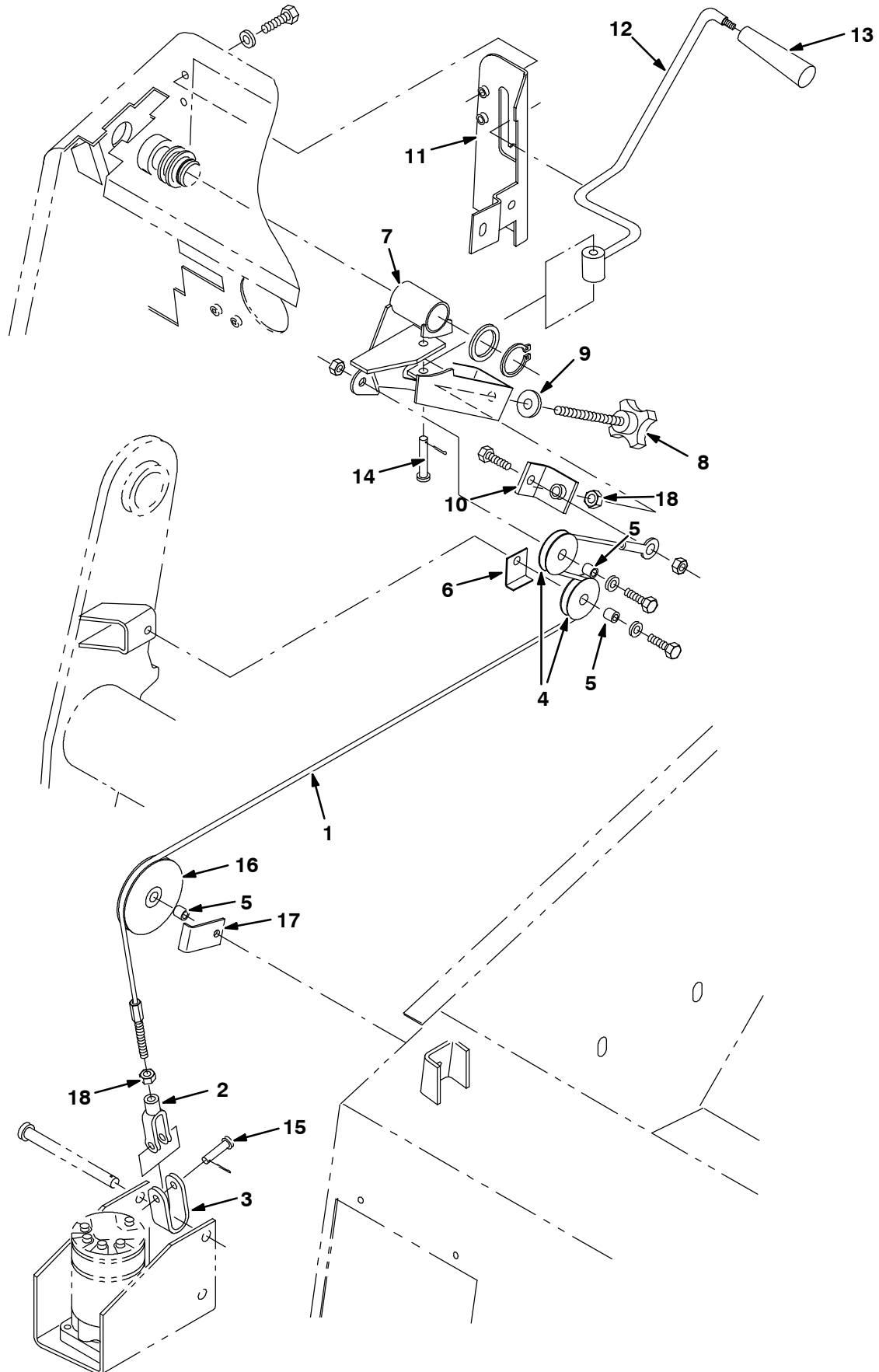


Fig. 38 - Side Brush Lift Group

Ref.	Tennant Part No.	Machine Serial Number	Description	Qty.
1	54934	(000000-	) Cable, Lift, S Br	1
2	12267	(000000-	) Yoke,End-Adjustable	1
3	59899	(000000-	) Bracket, Side Brush	1
4	74391	(000000-	) Pulley Assy - Cable, 1.5 Dia	2
5	222460	(000000-	) Spacer, Pulley	3
6	54400	(000000-	) Angle, Cable Keeper	1
7	374573	(000000-	) Bracket, S Br Lift	1
8	54848	(000000-	) Knob, Adjusting	1
9	52296	(000000-	) Washer, .405B .81D .06Nylon	1
10	56662	(000000-	) Bracket	1
11	58872	(000000-	) Panel, Support	1
12	56641	(000000-	) Lever Wldt, S Br	1
13	54995	(000000-	) Knob, Tapered	1
14	29584	(000000-	) Pin,Clevis,0.37 Dia.X 2.00 Lg	1
15	29558	(000000-	) Pin,Clevis,0.37 Dia.X 1.50 Lg	1
16	379684	(000000-	) Pully Assembly 2.75	1
17	379686	(000000-	) Angle, Cable Keeper	1
18	32716	(000000-	) Nut-Hx Jam M10x1.5 Ss	3

Fig. 39 - Main Brush Lift Group

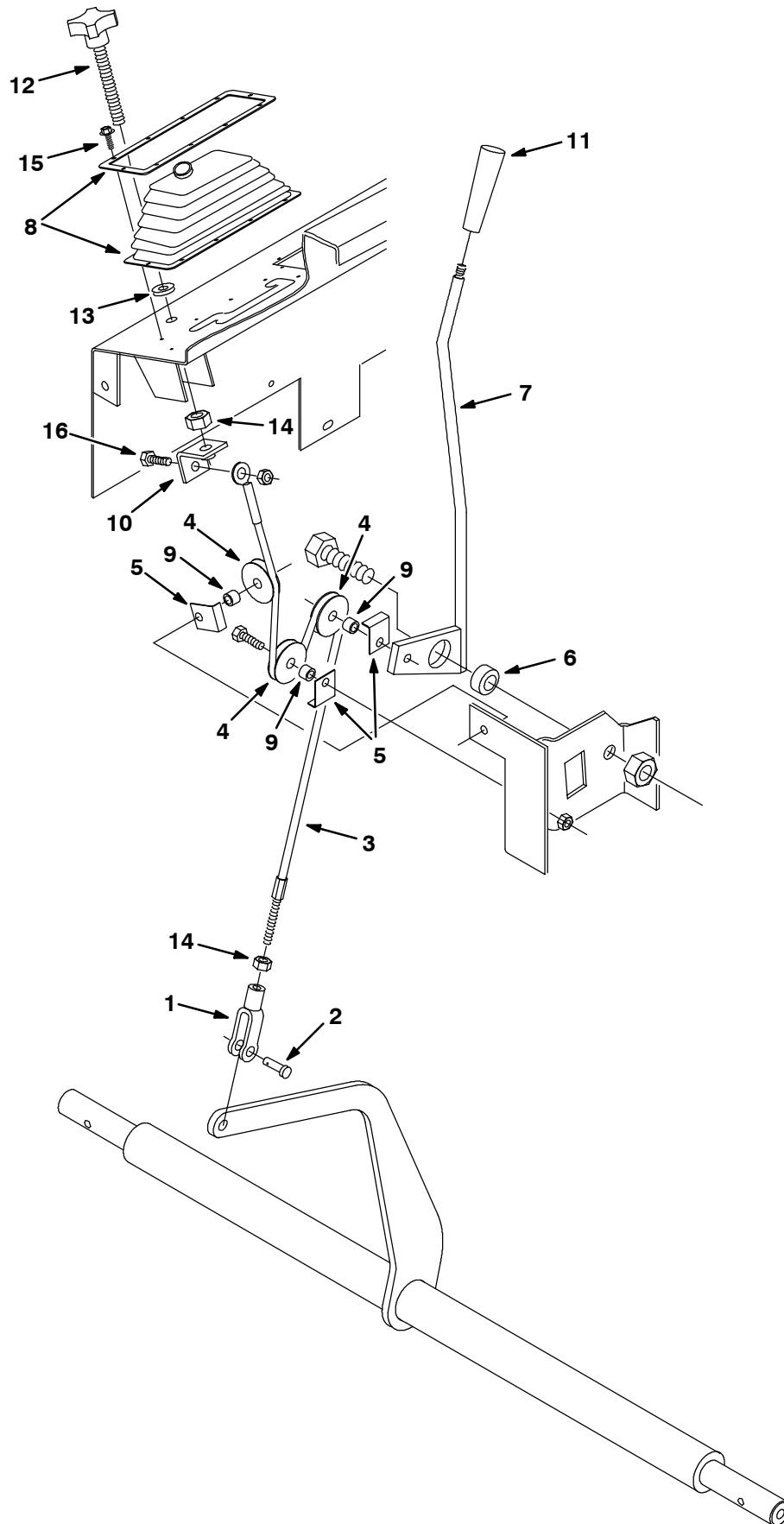


Fig. 39 - Main Brush Lift Group

Ref.	Tennant Part No.	Machine Serial Number	Description	Qty.
1	12267	(000000-	) Yoke,End-Adjustable	1
2	86240	(000000-	) Pin Clevis .375 Dia X 1.13 Lg	1
3	54840	(000000-	) Cable, Lift, M Br	1
4	74391	(000000-	) Pulley Assy - Cable, 1.5 Dia	3
5	54400	(000000-	) Angle, Cable Keeper	3
6	54663	(000000-	) Bearing, Self Aligning	1
7	54118	(000000-	) Lever Wldt, M Br	1
8	69903	(000000-	) Bellows Assy, Brush Lift	1
9	222460	(000000-	) Spacer, Pulley	3
10	56662	(000000-	) Bracket	1
11	54995	(000000-	) Knob, Tapered	1
12	54848	(000000-	) Knob, Adjusting	1
13	52296	(000000-	) Washer, .405B .81D .06Nylon	1
14	32716	(000000-	) Nut-Hx Jam M10x1.5 Ss	2
15	16944	(000000-	) Scr Hxfmgm 4x0.7 Pltd	8
16	09740	(000000-	) Scr Hexss M8x1.25	1





Fig. 40 - Main Brush Drive Group

Ref.	Tennant Part No.	Machine Serial Number	Description	Qty.
1	54693	(000000-	) Shaft Wldt, Brush	1
2	54199	(000000-	) Plate, Mtg, Main Brush Shaft	1
3	51448	(000000-	) Bearing&Clr ,1.25B 2.44D 1.41W	2
4	51449	(000000-	) Flange,Brg,3 Hole	4
5	51317	(000000-	) Pin,Roll,.38Odx2.00L,.375/.382	2
6	54680	(000000-	) Hub Assy, Brush Arm	2
7	13156	(000000-	) Arm Wldt, Brush, Lh	1
8	74468	(000000-008247	) Motor-Hyd Gear (See Breakdowns)	1
8	379608	(008248-	) Motor-Hyd Gear (See Breakdowns)	1
9	44869	(000000-	) Ftg-Hyd Str Jm08/Om08	1
10	52402	(000000-	) Ftg-Hyd Str Jm06/Om08	1
11	87631	(000000-	) Plug Weld, Brush Drive, Sweep	1
12	51715	(000000-	) Clamp, Hose	1
13	82831	(000000-	) Sleeve-Nyln #24 35.0L	1
14	53985	(000000-	) Plug, Thread 1/2-13	1
15	54659	(000000-	) Arm Wldt, Idler, W/Brush	1
16	55779	(000000-	) Plug Wldt, Idler	1
17	24899	(000000-	) Bearing-Ball,1.38B 2.83D 0.67W	1
18	30252	(000000-	) Strip, Retainer, Bearing	1
19	30253	(000000-	) Plate, Seal	1
20	30251	(000000-	) Shaft, Idler	1
21	30255	(000000-	) Plug, Tube	1
22	51564	(000000-	) Washer, .531B 1.75D .12Cr.Znc	1
23	54204	(000000-	) Plate, Mtg, Latch	1
24	54878	(000000-	) Latch	1
25	56228	(000000-	) Sleeve, .254B .31D .52 Plastc	1
26	01684	(000000-	) Washer Flt .25 Ss	1
27	07805	(000000-	) Scr Hexss M12x1.75	1
28	<del>15678</del>	<del>(000000-</del>	<del>) Scr Hexss M6x1.0</del>	<del>2</del>
	09120		Scr, Flt M5 .....	6

Fig. 41 - Vacuum Fan Group

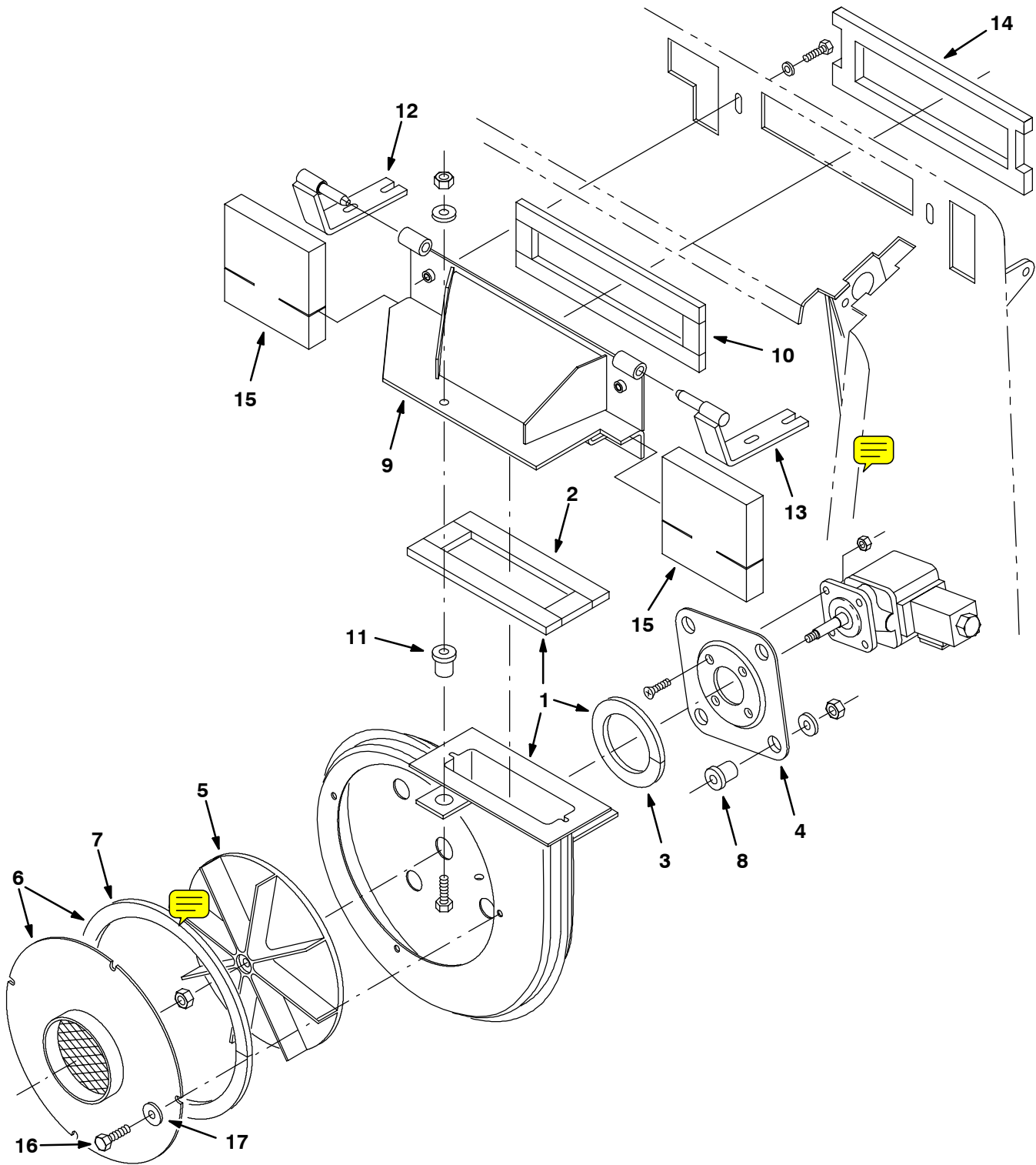
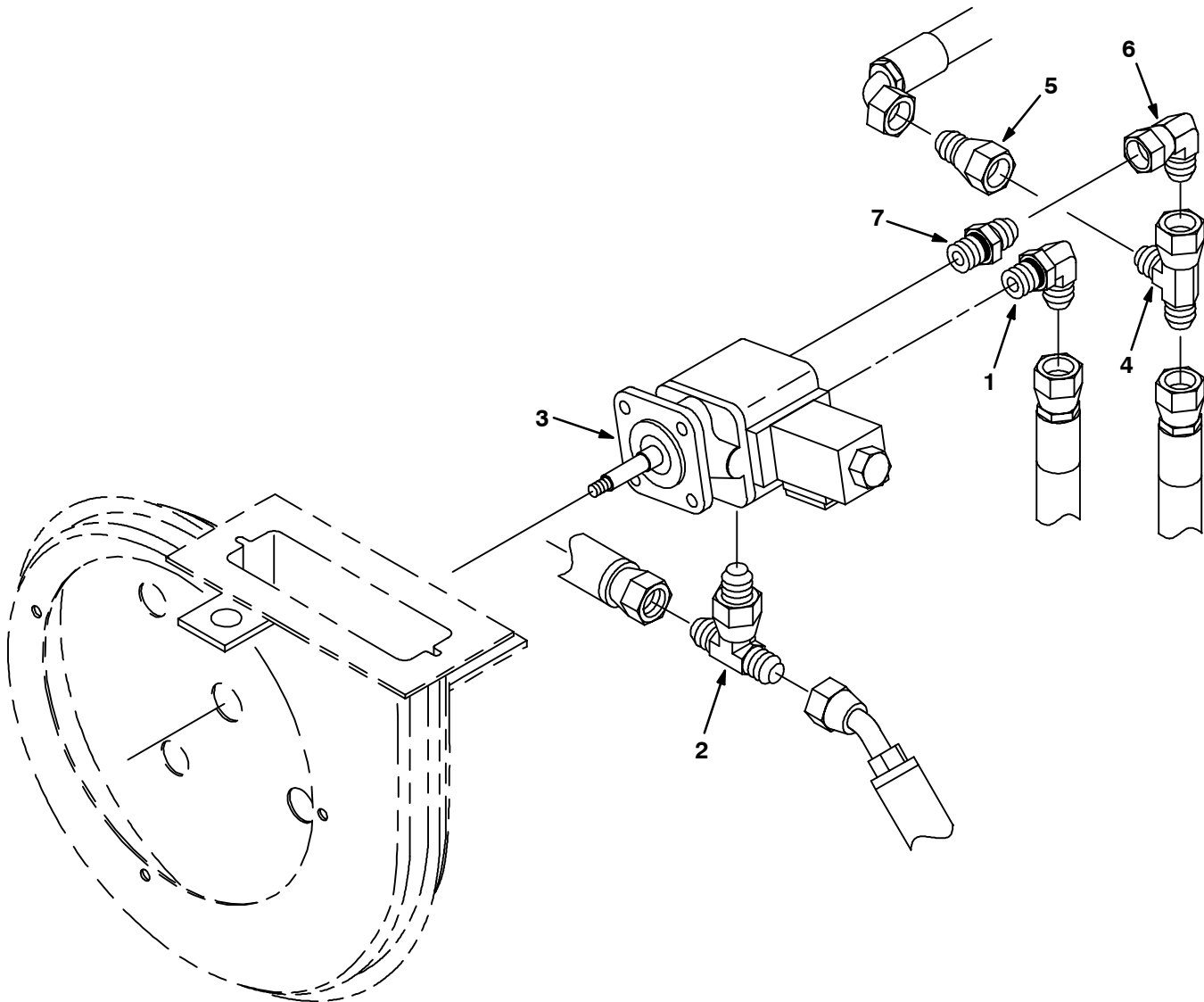


Fig. 41 - Vacuum Fan Group

	Ref.	Tennant Part No.	Machine Serial Number	Description	Qty.
▽	1	72133	(000000-	) Fan Wldt, Vac w/gaskets	1
▲	2	59734	(000000-	) Seal, Fan, Vac, Outlet	1
▲	3	59967	(000000-	) Seal, Fan, Vac, Motor	1
	4	54275A	(000000-	) Bracket, Mounting Motor	1
	5	74454	(000000-	) Impeller 9.00 Dia.	1
▽	6	59656	(000000-	) Fan Wldt, Vac, Inlet w/gasket	1
▲	7	59735	(000000-	) Seal, Fan, Vac, Inlet	1
	8	54274	(000000-	) Isolator-Vibration,60 Lb.Ratng	4
	9	58540	(000000-	) Fan Wldt, Vac, Transition	1
	10	378972	(000000-	) Seal, Fan, Vac, Transition	1
	11	59649	(000000-	) Isolator, Vibration .37 Dia	1
	12	374504	(000000-	) Hinge Wldt, Engine Cover, Rh	1
	13	374505	(000000-	) Hinge Wldt, Engine Cover, Lh	1
	14	69990	(000000-	) Insulation, Acoustic, Engine Cover	1
	15	66184	(000000-	) Seal, Acoustic, Engine Cover	2
	16	34323	(000000-	) Scr-Hex .25-20x0.75 Nylonloc	4
	17	41178	(000000-	) Washer Flt .25 Fender Pltd	4

**Fig. 42 - Vacuum Fan Motor and Fittings Group**

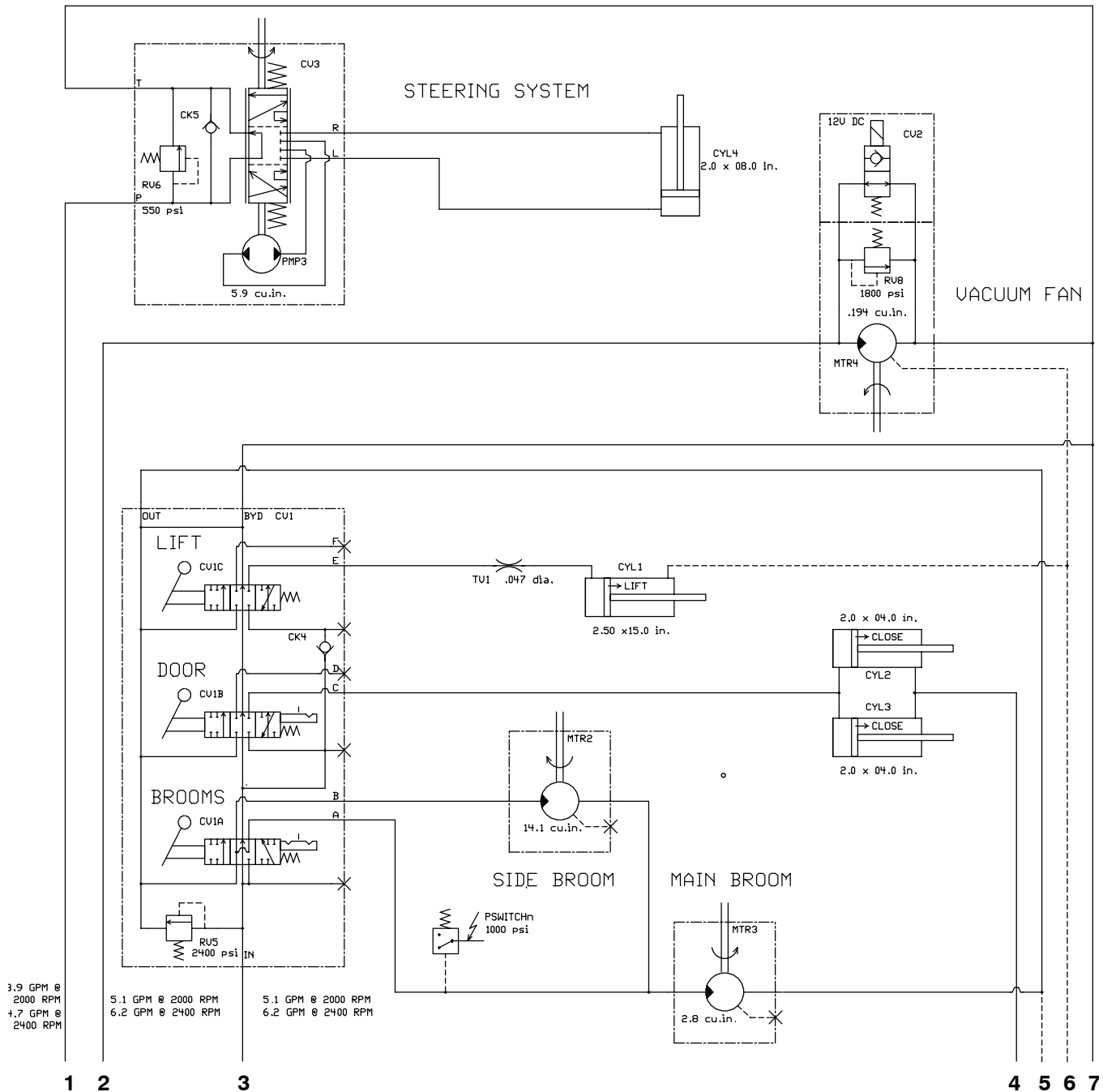


07506 - 6550, IC

Ref.	Tennant Part No.	Machine Serial Number	Description	Qty.
1	44868	(000000- )	Ftg-Hyd E90 Jm08/Om08	1
2	31599	(000000- )	Ftg-Hyd Tee Jm04Omjm	1
3	53485	(000000- )	Motor-Hyd Gear (See Breakdowns)	1
4	40514	(000000- )	Ftg-Hyd Tee Jm12JmJf	1
5	59975	(000000- )	Ftg-Hyd Str Jm10/Jf12	1
6	35033	(000000- )	Ftg-Hyd E90 Jm12/Jf12	1
7	62390	(000000- )	Ftg-Hyd Str Jm12/Om08	1

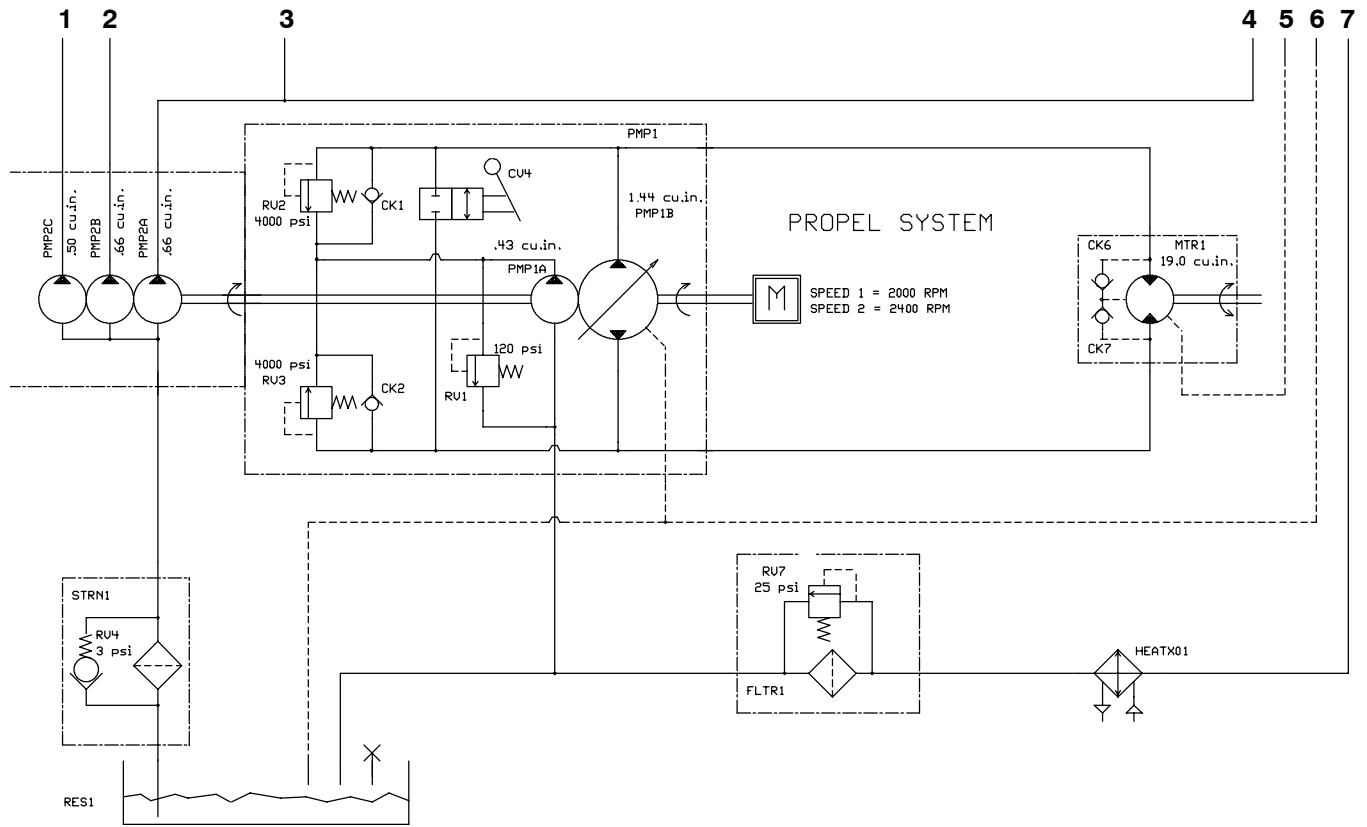


**Fig. 43 - Hydraulic Schematic**



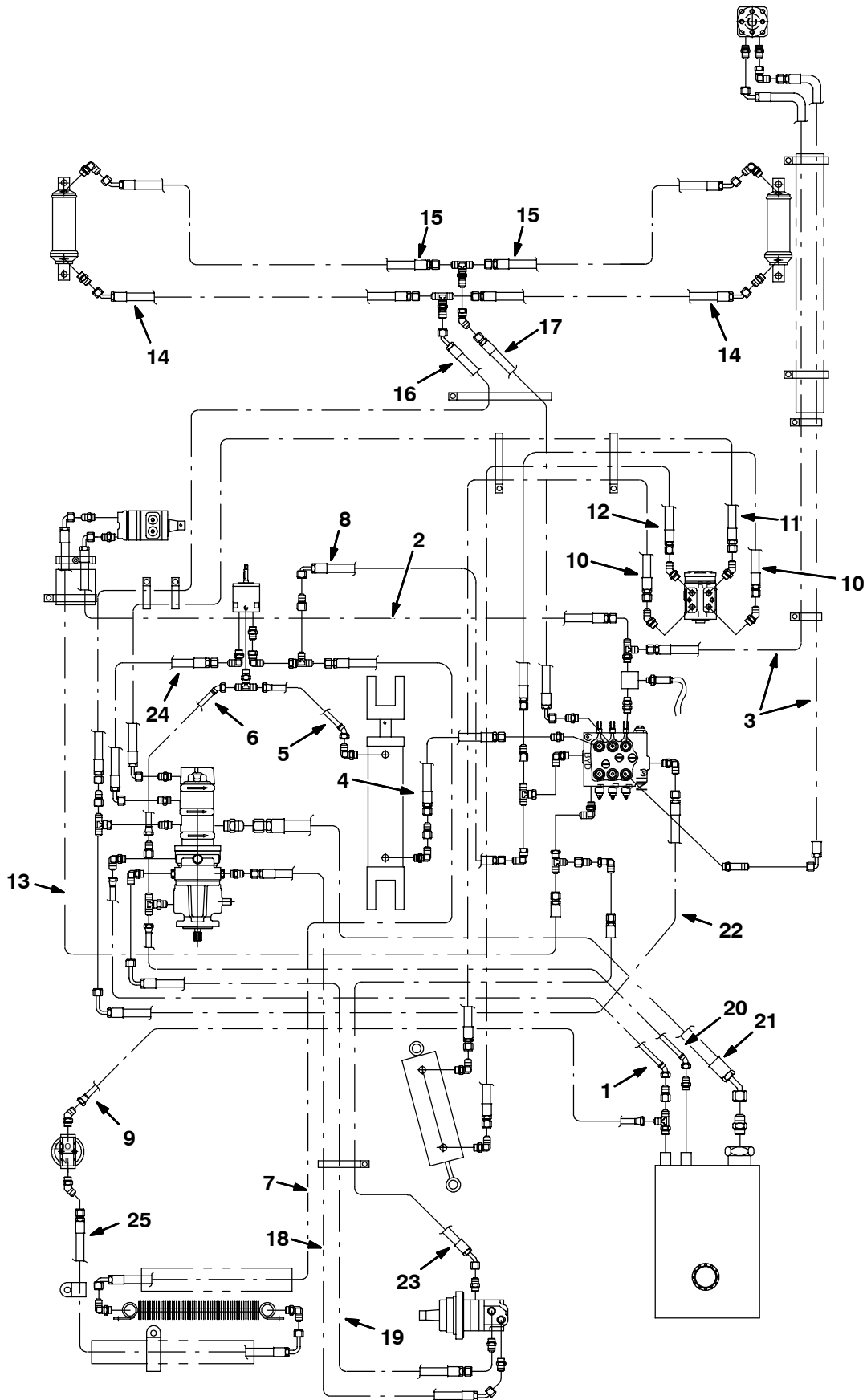
351758 - 6550

Fig. 43 - Hydraulic Schematic



351758 - 6550

Fig. 44 - Hydraulic Hose Group



351758



Fig. 44 - Hydraulic Hose Group

Ref.	Tennant Part No.	Machine Serial Number	Description	Qty.
1	59568	(000000-	) Hose-Hyd Low08 Jf/J4	1
2	59560	(000000-	) Hose-Hyd Med06 Jf/J9	1
3	02469	(000000-	) Hose-Hyd Med06 Jf/J9	2
4	55691	(000000-	) Hose-Hyd Med04 Jf/Jf	1
5	59565	(000000-	) Hose-Hyd Low04 Jf/J4	1
6	59564	(000000-	) Hose-Hyd Low04 Jf/J4	1
7	31719	(000000-	) Hose-Hyd Med12 Jf/J9	1
8	59563	(000000-	) Hose-Hyd Med10 Jf/J9	1
9	35488	(000000-	) Hose-Hyd Low12 Jf/Jf	1
10	62100	(000000-	) Hose-Hyd Med06 Jf/Jf	2
11	59561	(000000-	) Hose-Hyd Med06 Jf/J9	1
12	62337	(000000-	) Hose-Hyd Med06 Jf/Jf	1
13	57487	(000000-	) Hose-Hyd Med08 Jf/J9	1
14	57173	(000000-	) Hose-Hyd Med04 Jf/J4	2
15	19644	(000000-	) Hose-Hyd Med04 Jf/J4	2
16	59581	(000000-	) Hose-Hyd Med04 Jf/J4	1
17	59582	(000000-	) Hose-Hyd Med04 Jf/J9	1
18	361052	(000000-	) Hose-Hyd Med10 Jf/J4	1
19	59575	(000000-	) Hose-Hyd Med10 Jf/JI9	1
20	59573	(000000-	) Hose-Hyd Low06 Jf/J4	1
21	59572	(000000-	) Hose-Hyd Suc20 Jf/J4	1
22	59576	(000000-	) Hose-Hyd Med08 Jf/JI9	1
23	59584	(000000-	) Hose-Hyd Med04 Jf/J4	1
24	59578	(000000-	) Hose-Hyd Med08 Jf/J9	1
25	59303	(000000-	) Hose-Hyd Med12 Jf/JI9	1

Fig. 45 - Hydraulic Reservoir Group

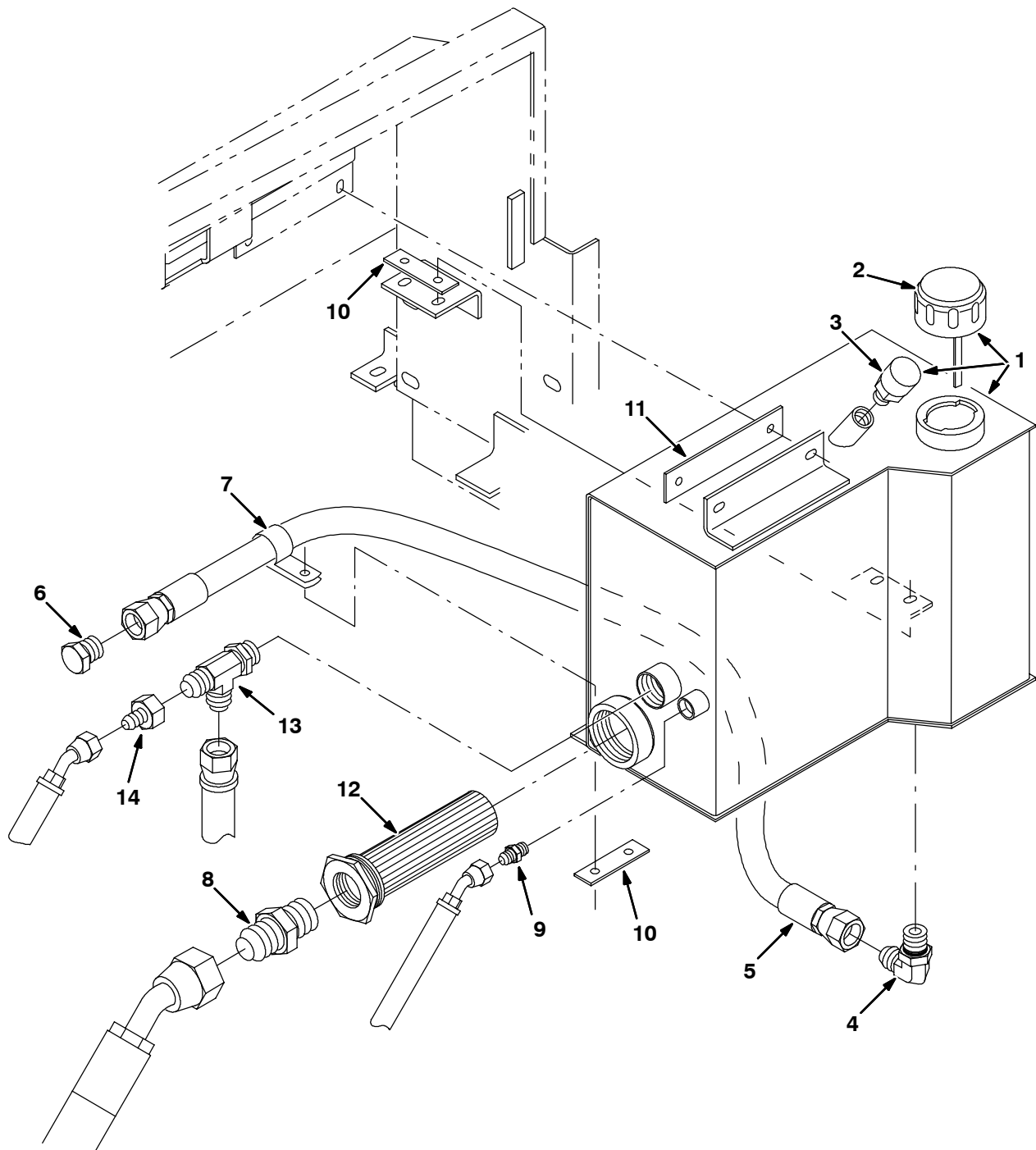


Fig. 45 - Hydraulic Reservoir Group

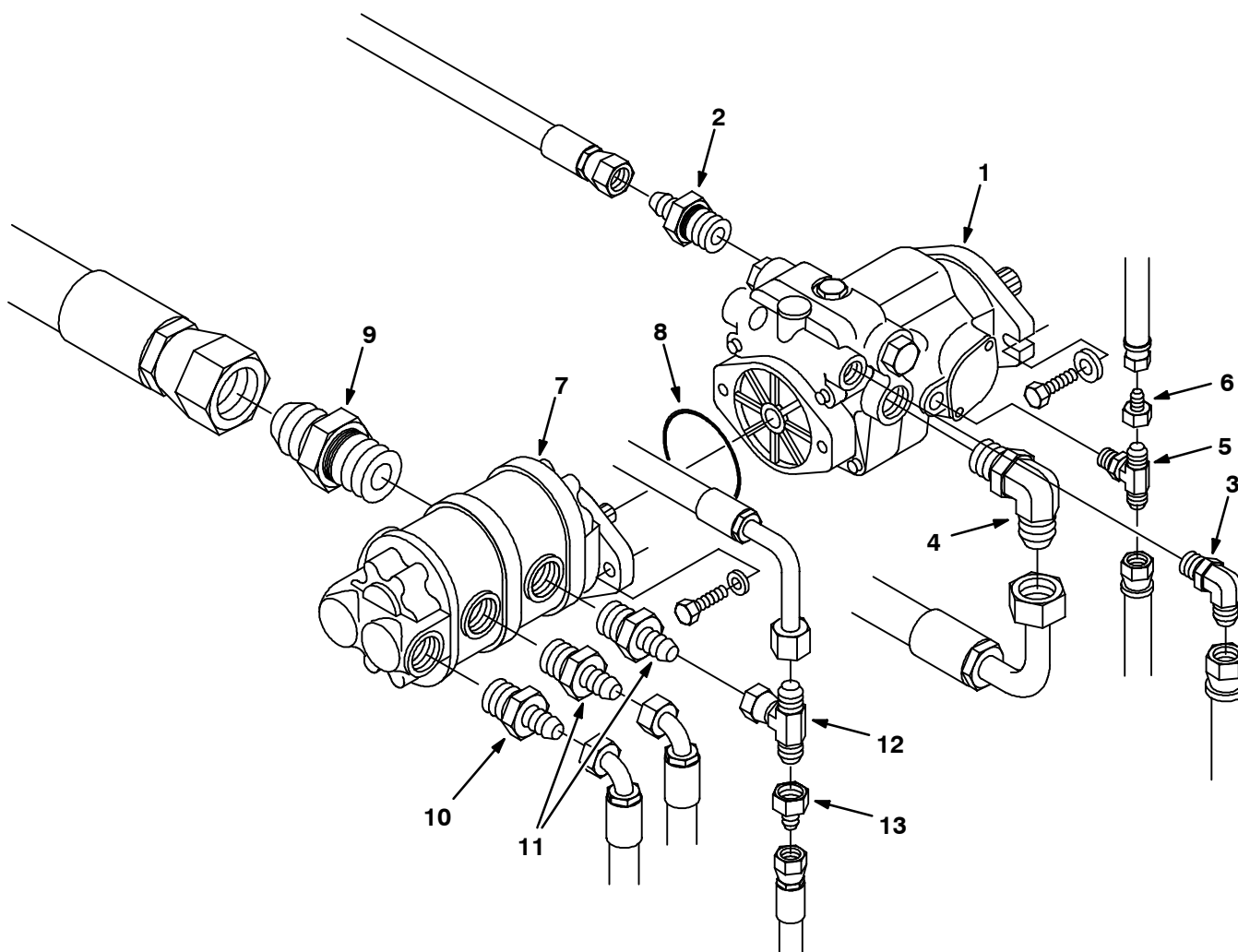
	Ref.	Tennant Part No.	Machine Serial Number	Description	Qty.
▽	1	72136	(000000-	) Reservoir, 07.0 Gal W/label	1
▲	2	23163	(000000-	) Cap, Hyd Reservoir W/dipstick	1
▲	3	23182	(000000-	) Breather, Hyd, 20 Micron	1
	4	56821	(000000-	) Ftg-Hyd E90 Jm08/Om10	1
	5	13115	(000000-	) Hose-Hyd Low08 Jf/Jf	1
	6	16376	(000000-	) Ftg-Hyd Plg Jm08	1
	7	53466	(000000-	) Clamp-Cable, 1.50d 1.00w Stl	1
	8	58858	(000000-	) Ftg-Hyd Str Jm20/Om20	1
	9	56690	(000000-	) Ftg-Hyd Str Jm06/Om06	1
	10	59789	(000000-	) Pad, Tank, Hyd	4
	11	59790	(000000-	) Pad, Tank, Hyd	1
	12	31613	(000000-	) Strainer-Hyd Suction 25-100-03	1
	13	42216	(000000-	) Ftg-Hyd Tee Jm12Jmom	1
	14	78143	(000000-	) Ftg-Hyd Str Jm08/Jf12	1



Fig. 46 - Hydraulic Valve Group

Ref.	Tennant Part No.	Machine Serial Number	Description	Qty.
▽	69910	(000000-	) Isolator Assy, Valve	1
▲	1 62172	(000000-	) Ring	3
▲	2 64905	(000000-	) Sleeve, .259B .38D .62 Dom	3
▲	3 62173	(000000-	) Bushing, Isolator-Inner,Rbr.	3
▲	4 30013	(000000-	) Washer-Flt .31 Fender Pltd	3
	5 55446	(000000-	) Bracket, Mtg, Valve	1
	6 374547	(000000-	) Valve-Hyd,Manual (See Breakdowns)	1
	7 374549	(000000-	) Handle, Control Valve, Bent	2
	8 374548	(000000-	) Handle, Control Valve, Straight	1
	9 48760	(000000-	) Link Assy, Valve Handle	3
	10 391853	(000000-	) Ftg-Hyd Tee Special Of06Of0f	1
	11 56277	(000000-	) Switch Assy, Pressure, Hyd	1
	12 59530	(000000-	) Knob, 1.375 Dia, Black	3
	13 59870	(000000-	) Spring,Tens, .50Dx.05Wire 2.5L	1
	14 45482	(000000-	) Ftg-Hyd Tee Jm08jmjf	1
	15 55685	(000000-	) Ftg-Hyd Str Jm04/Om06	2
	16 59577	(000000-	) Ftg-Hyd Str Jm06Om06L	1
	17 39210	(000000-	) Ftg-Hyd E90 Jm04/Jf04	1
	18 76316	(000000-	) Ftg-Hyd Tee Jm06Jmom	1
	19 374567	(000000-	) Ftg-Hyd E90 Jm10/Om08	1
	20 44868	(000000-	) Ftg-Hyd E90 Jm08/Om08	2
	21 391852	(000000-	) Ftg-Hyd Str Special Om06/Om06	1
	22 57979	(000000-	) Ftg-Hyd Str Jm04/Jf08	1
	23 50421	(000000-	) Ftg-Hyd Tee Jm10JfJm	1
	24 47754	(000000-	) Ftg-Hyd Str Jm06/Jf10	1
	25 54194	(000000-	) Ftg-Hyd E90 Jm10/Jf10	1
	26 09900-1	(000000-	) Sleeve, .260B .50D .75	2

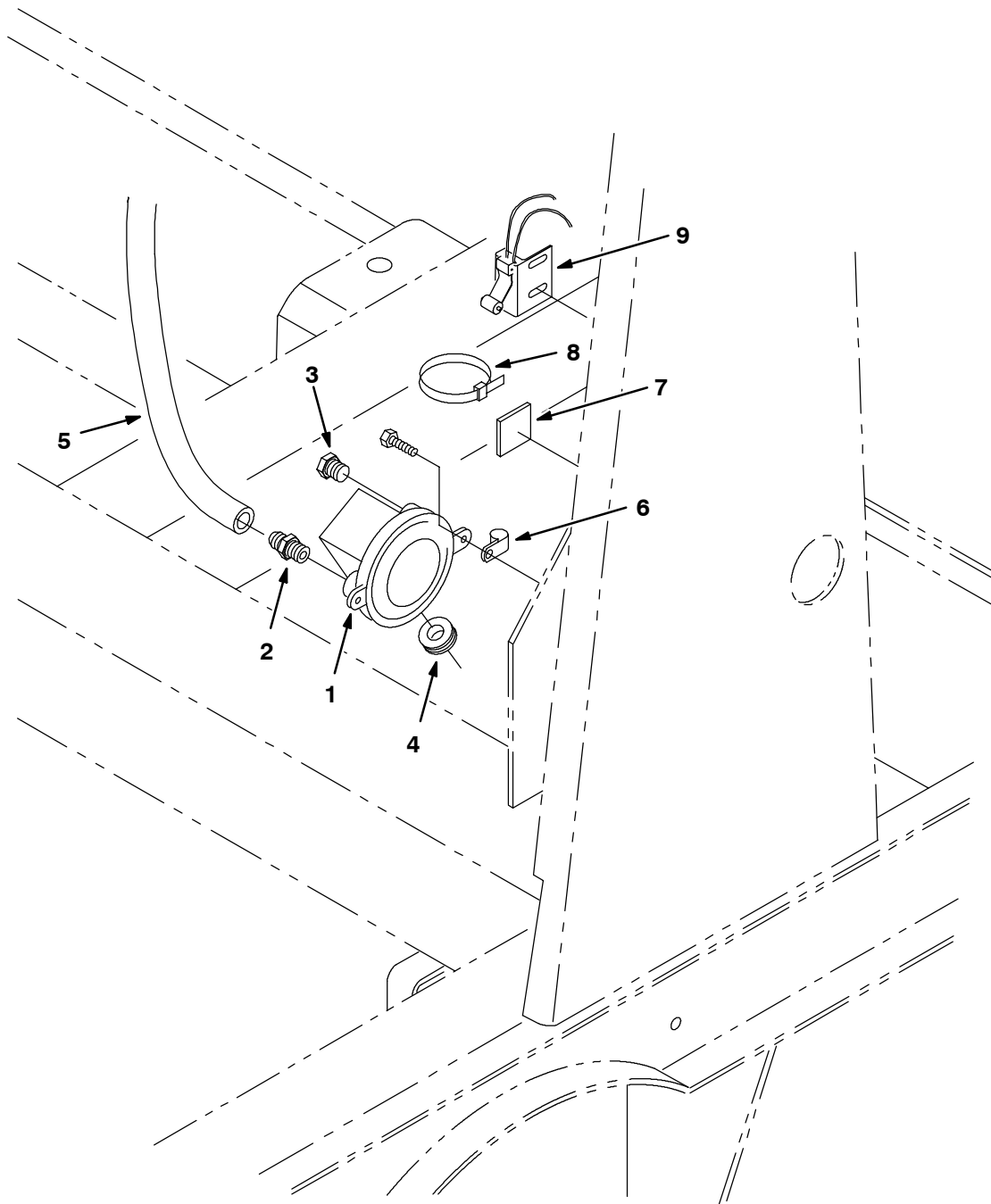
**Fig. 47 - Hydraulic Pumps Group**



07464 - 6550, IC

Ref.	Tennant Part No.	Machine Serial Number	Description	Qty.
1	79769	(000000- )	Pump-Hyd Piston (See Breakdowns)	1
2	42223	(000000- )	Ftg-Hyd Str Jm10/Om12	1
3	44868	(000000- )	Ftg-Hyd E90 Jm08/Om08	1
4	53076	(000000- )	Ftg-Hyd E90 Jm10/Om12	1
5	67683	(000000- )	Ftg-Hyd Tee Jm06Omjm	1
6	47752	(000000- )	Ftg-Hyd Str Jm04/Jf06	1
7	53622	(000000-008247 )	Pump-Hyd Gear (See Breakdowns)	1
7	379606	(008248- )	Pump-Hyd Gear (See Breakdowns)	1
8	65145-1	(000000- )	O-Ring Gland	1
9	58858	(000000- )	Ftg-Hyd Str Jm20/Om20	1
10	47508	(000000- )	Ftg-Hyd Str Jm06/Om10	1
11	56692	(000000- )	Ftg-Hyd Str Jm08/Om10	2
12	76315	(000000- )	Ftg-Hyd Tee Jm08Jfjm	1
13	57979	(000000- )	Ftg-Hyd Str Jm04/Jf08	1

Fig. 48 - Pressure Switch Group



07509 - 6550, IC

Ref.	Tennant Part No.	Machine Serial Number	Description	Qty.
1	34868	(000000-	) Switch, Pressure	1
2	40607	(000000-	) Ftg-Brs Str Bm03/Pm02	1
3	82739	(000000-	) Ftg, Breather	1
4	10632-4	(000000-	) Grommet, Rbr, 0.62Id, For .06Matl	1
5	379719	(000000-	) Hose, Vacuum	1
6	46236	(000000-	) Clamp-Cable, 0.25Dia 0.56Wth	1
7	55248	(000000-	) Cabletie Mount, Adhesive	4
8	49266	(000000-	) Tie, Cable 1.75D Max 7.50Lg	4
9	23211	(000000-	) Switch Assy, Roller	1

Fig. 49 - Back-Up Alarm Group, LRC

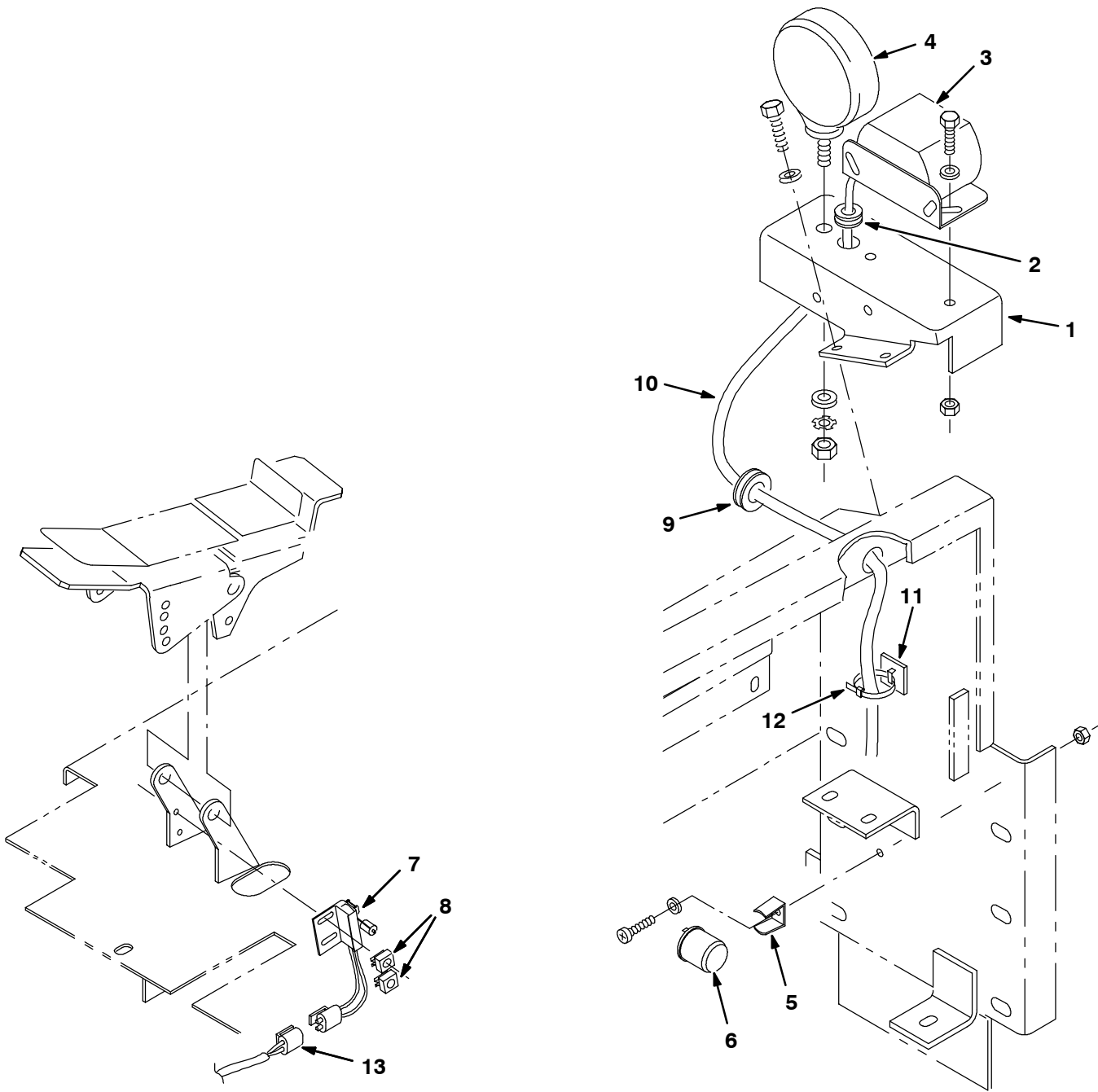


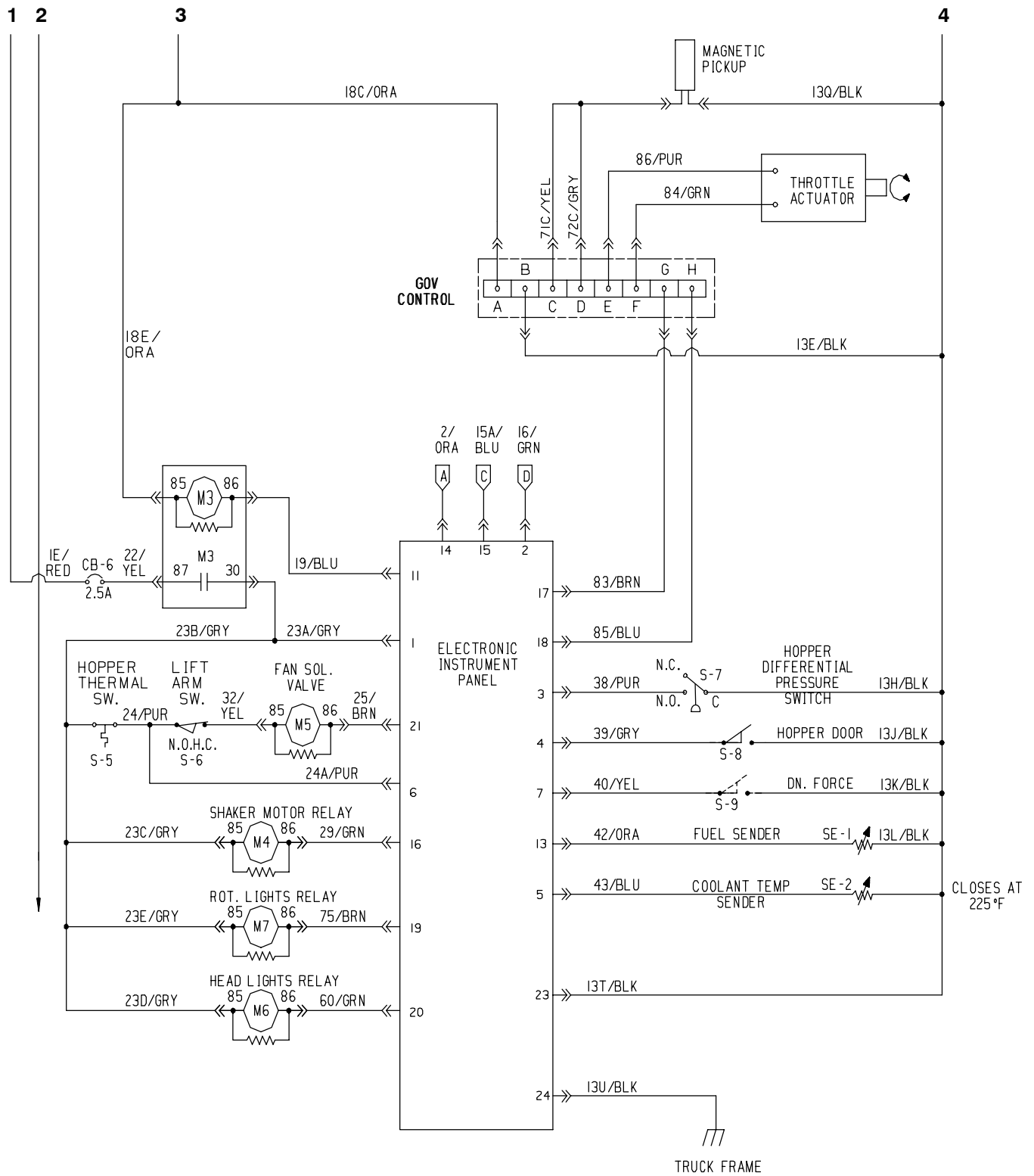


Fig. 49 - Back-Up Alarm Group, LRC

	Ref.	Tenant Part No.	Machine Serial Number	Description	Qty.
▽		59395	(000000-	) Alarm Kit, Bu A/v 355L	1
▲	1	71056	(000000-	) Bracket, Mtg, Back-Up Alarm	1
▲	2	10632-9	(000000-	) Grommet, Rbr, 0.56Id, For .13Matl	1
▲	3	61920	(000000-	) Horn Assy, Back-Up Alarm	1
▲▽	4	36438	(000000-	) Headlight Assy, 210G	1
▲▲		36439	(000000-	) Bulb, 12V .9A 15Cp#1004	1
▲	5	24576-1	(000000-	) Bracket, Flasher	1
▲	6	24576	(000000-	) Flasher, 12V	1
▲	7	23211	(000000-	) Switch Assy, Roller	1
▲	8	23210	(000000-	) Nut Speed, Retainer, 8-32 Thd	2
▲	9	10632-18	(000000-	) Grommet, Rbr, 0.69 ID	1
▲	10	71544	(000000-	) Harness, Alarm, Backup	1
▲	11	55248	(000000-	) Cabletie Mount, Adhesive	2
▲	12	49266	(000000-	) Tie, Cable 1.75D Max 7.50Lg	5
▲	13	70159	(000000-	) Harness, Adapter, B/u Alarm	1

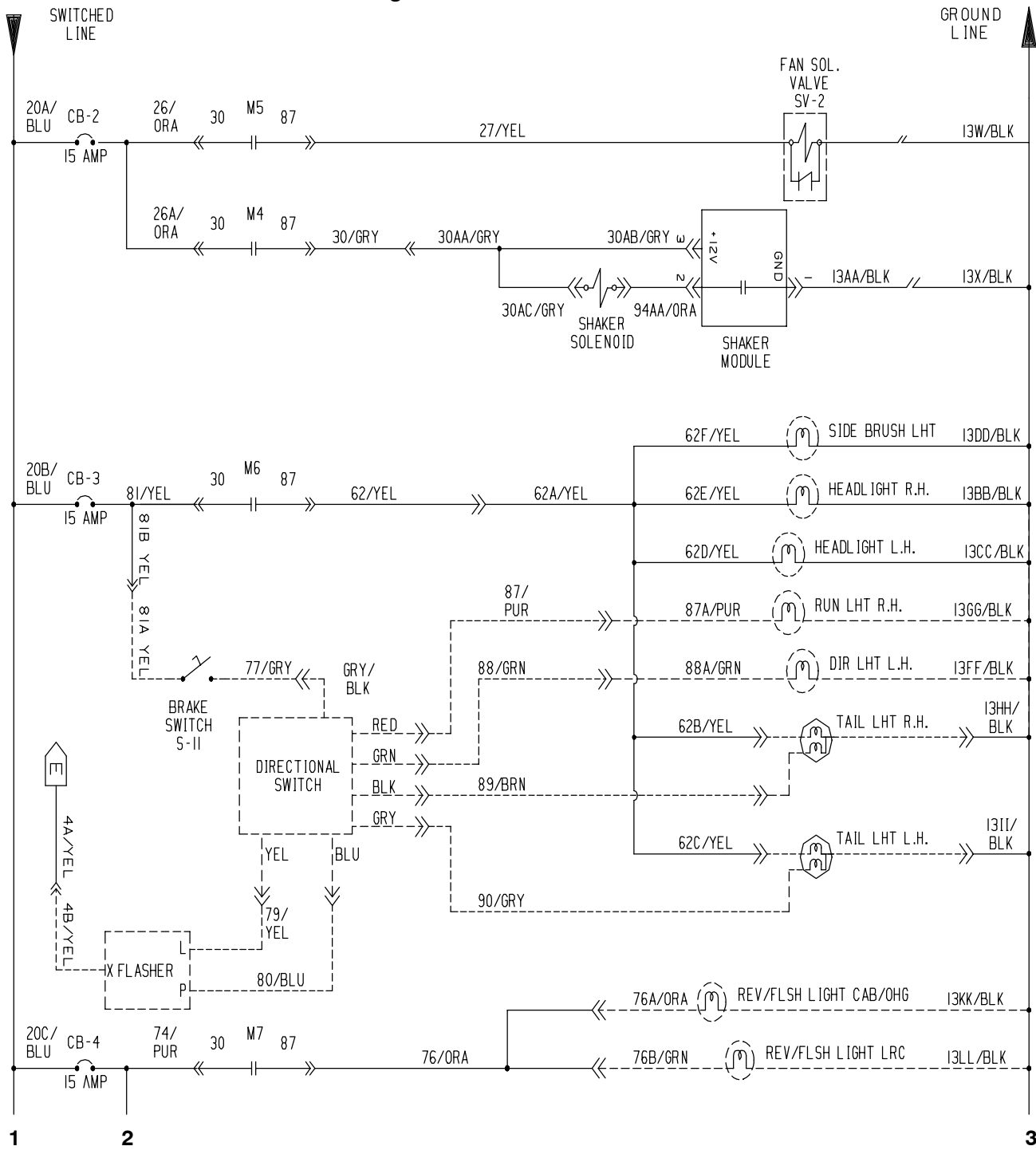


Fig. 50 - Electrical Schematic



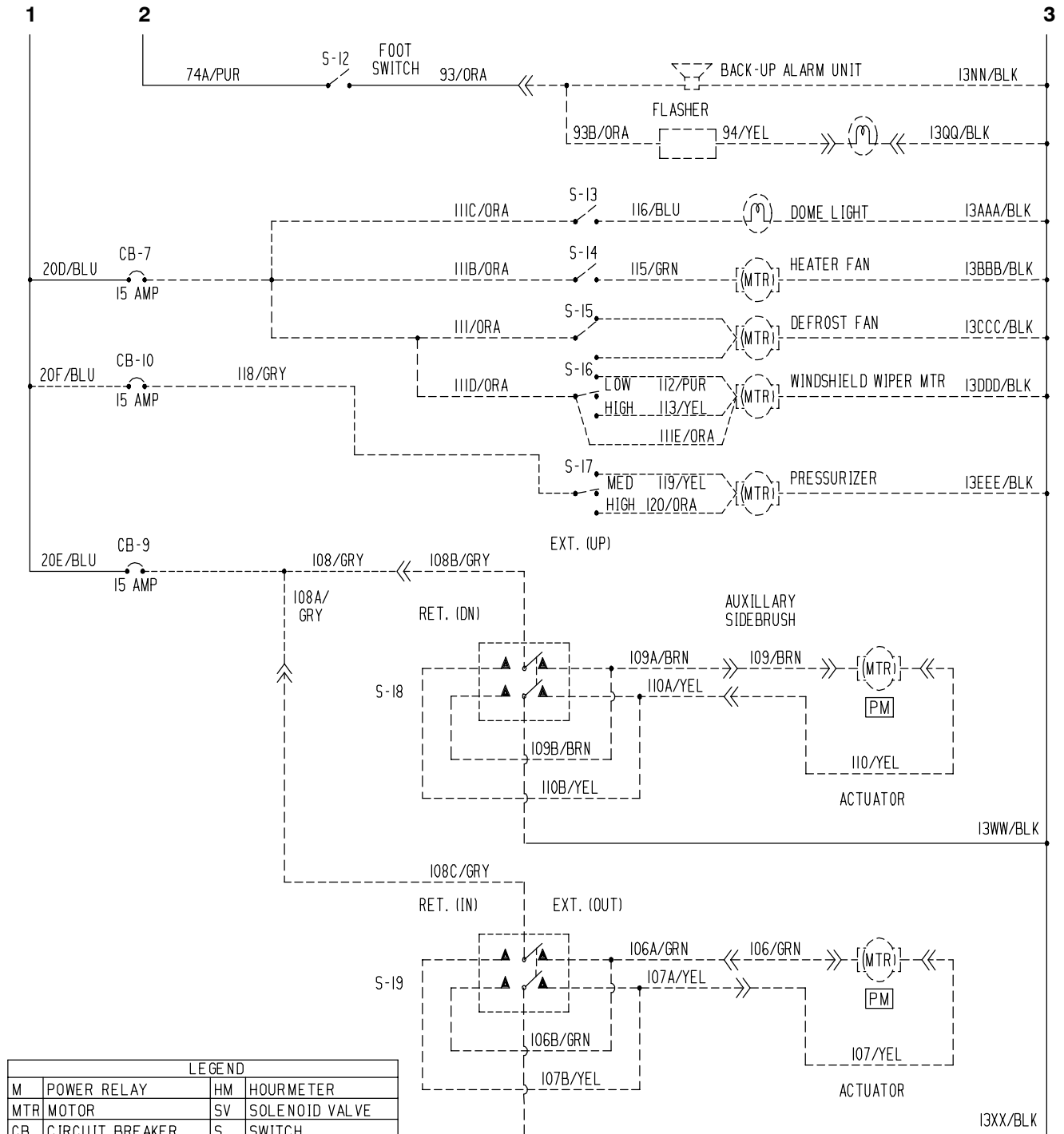
351773 - D

**Fig. 50 - Electrical Schematic**



351773 - D

Fig. 50 - Electrical Schematic

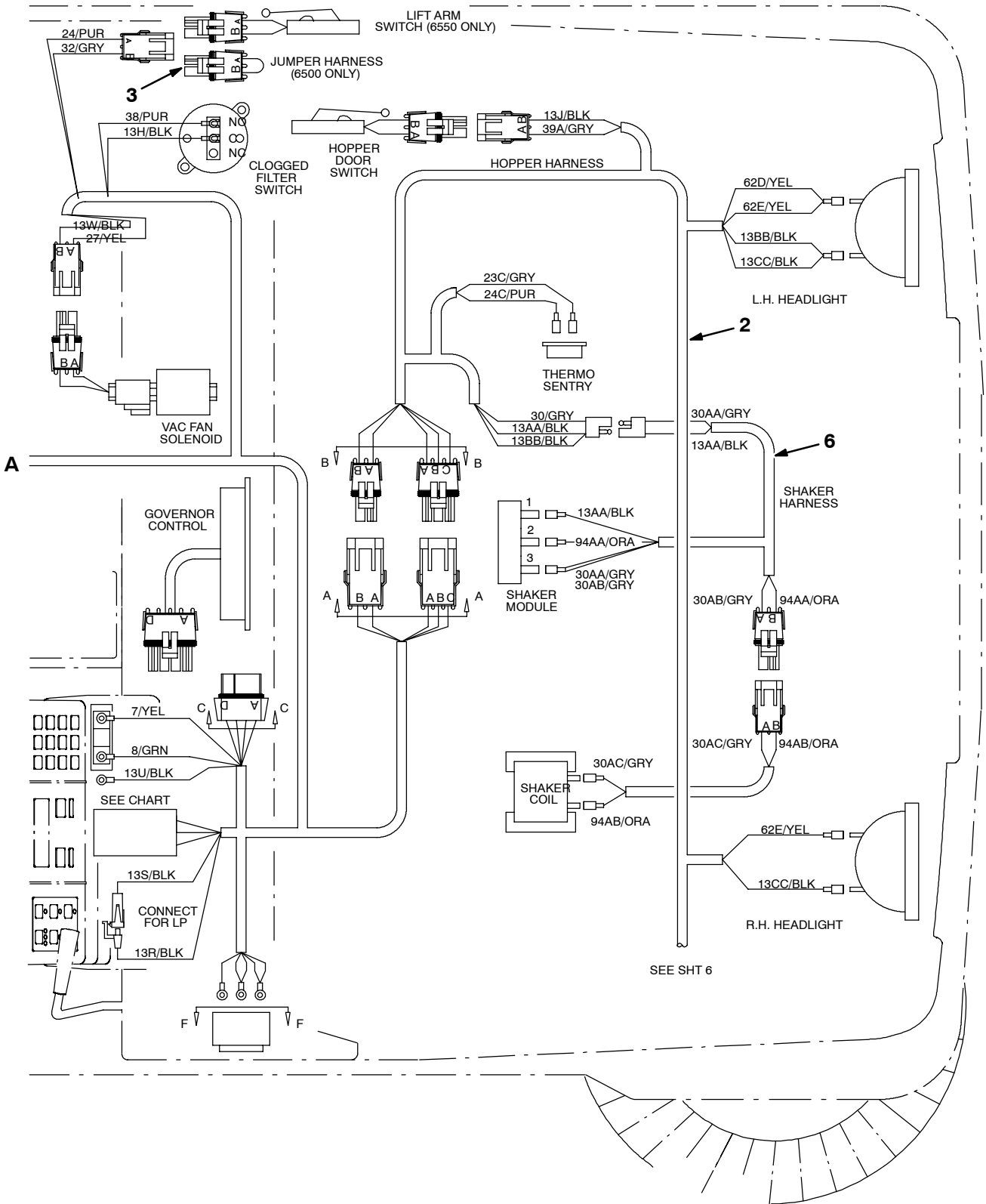


LEGEND			
M	POWER RELAY	HM	HOURLMETER
MTR	MOTOR	SV	SOLENOID VALVE
CB	CIRCUIT BREAKER	S	SWITCH
PM	PERMANENT MAGNET	ACC	ACCESSORY
J	JACK-FEM. SOCKET	GND	GROUND CHASSIS
P	PLUG-MALE PIN	C	COMMON
PB	PUSHBUTTON	N.O.	NORMALLY OPEN
VM	VOLTMETER	N.C.	NORMALLY CLOSED
FU	FUSE		

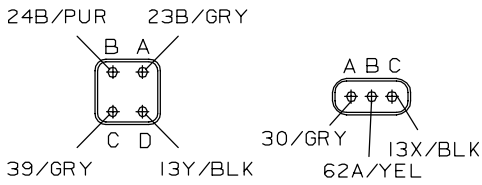
351773 - D



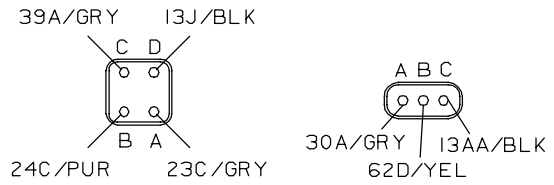
Fig. 51 - Wire Harnesses Group



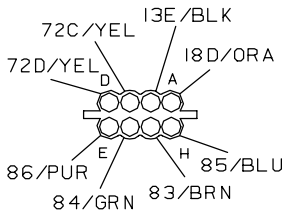
**Fig. 51 - Wire Harnesses Group**



**VIEW A-A**

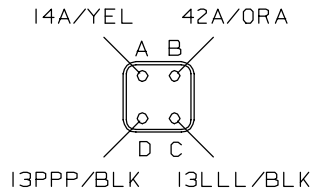


**VIEW B-B**

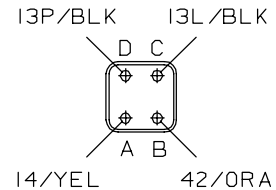


**VIEW C-C**

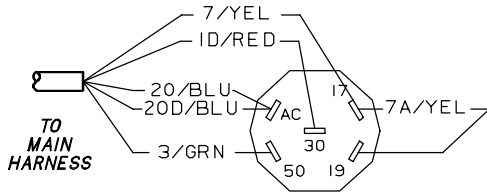
**GOVERNOR CONTROL**



**VIEW D-D**

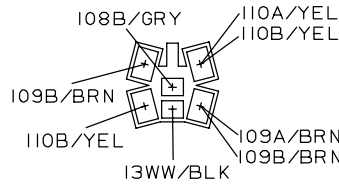


**VIEW E-E**



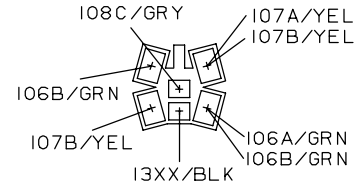
**VIEW F-F**

**KEY SWITCH**

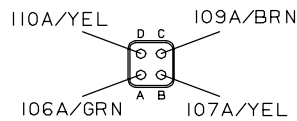


**VIEW H-H**

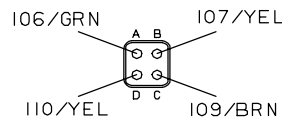
**AUX SIDE BRUSH SWITCHES**



**VIEW I-I**

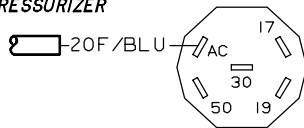


**VIEW J-J**



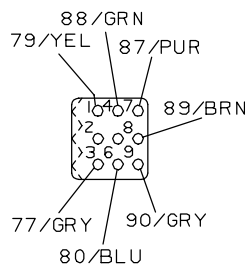
**VIEW K-K**

**TO CAB HARNESS FOR PRESSURIZER**

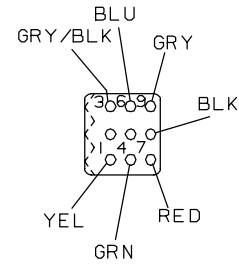


**VIEW L-L**

**KEY SWITCH**



**VIEW N-N**



**VIEW O-O**



Fig. 51 - Wire Harness Group

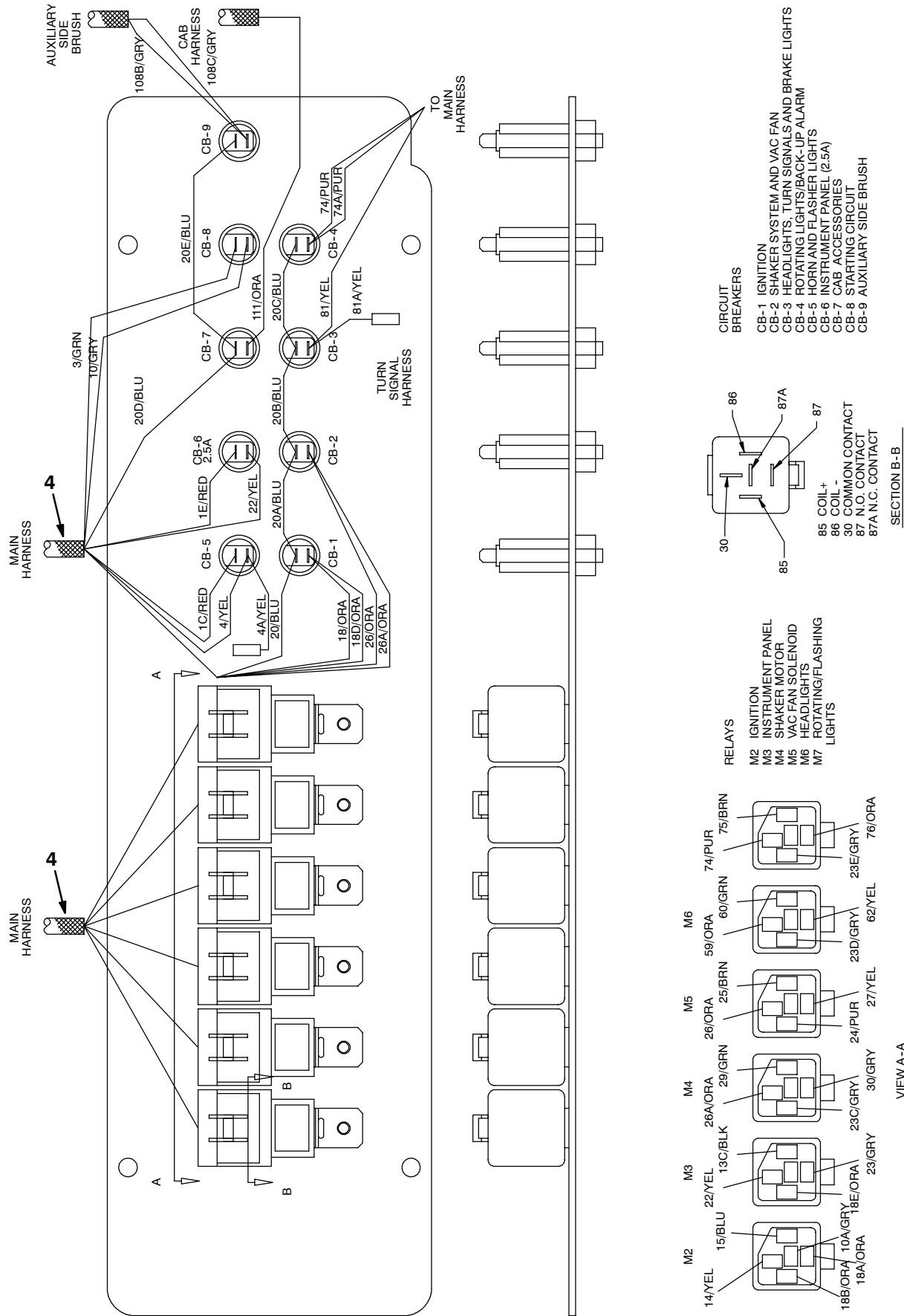


Fig. 51 - Wire Harness Group

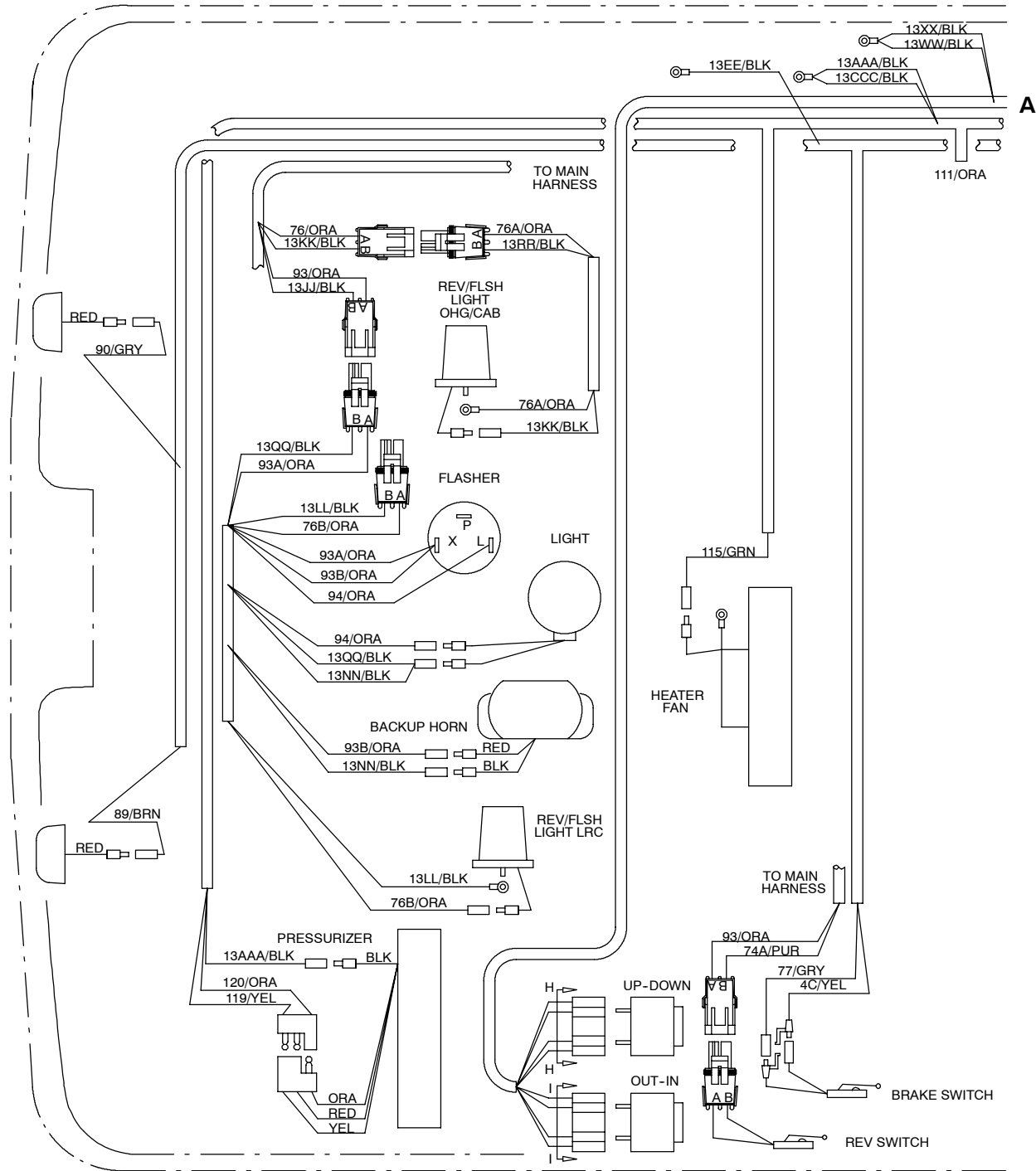
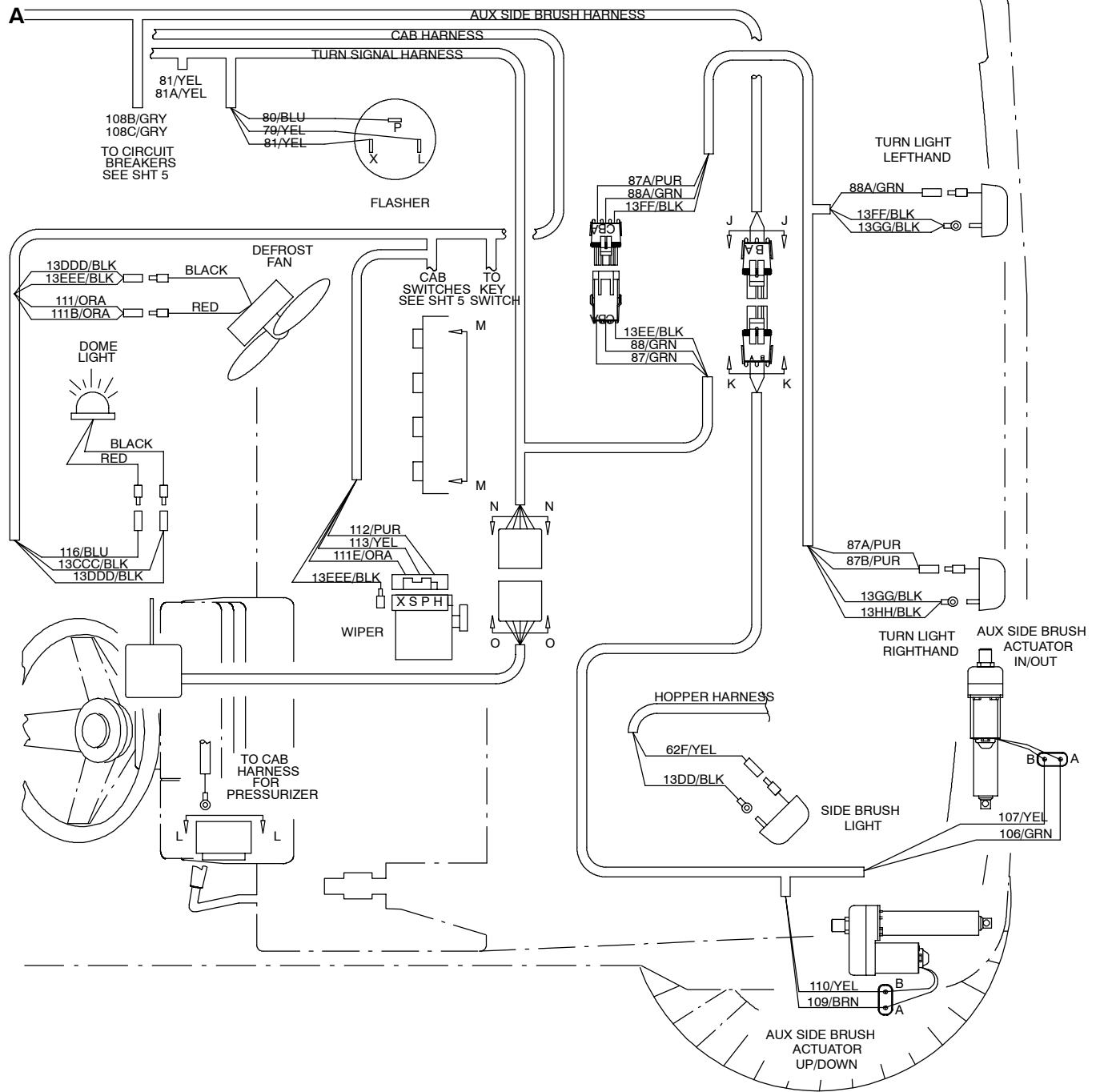
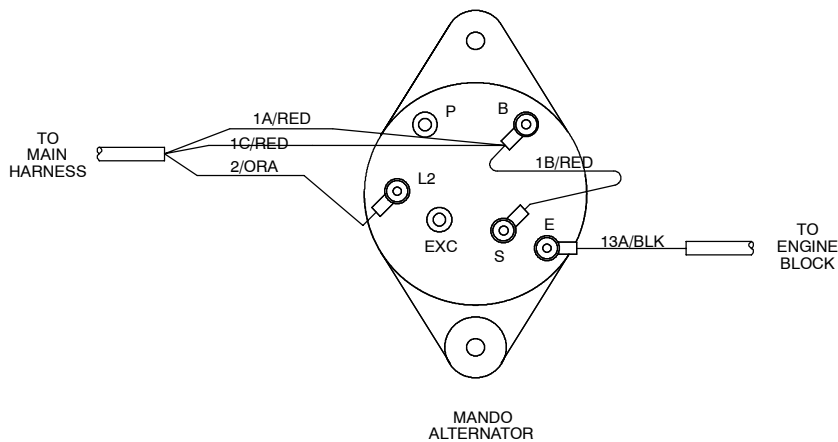
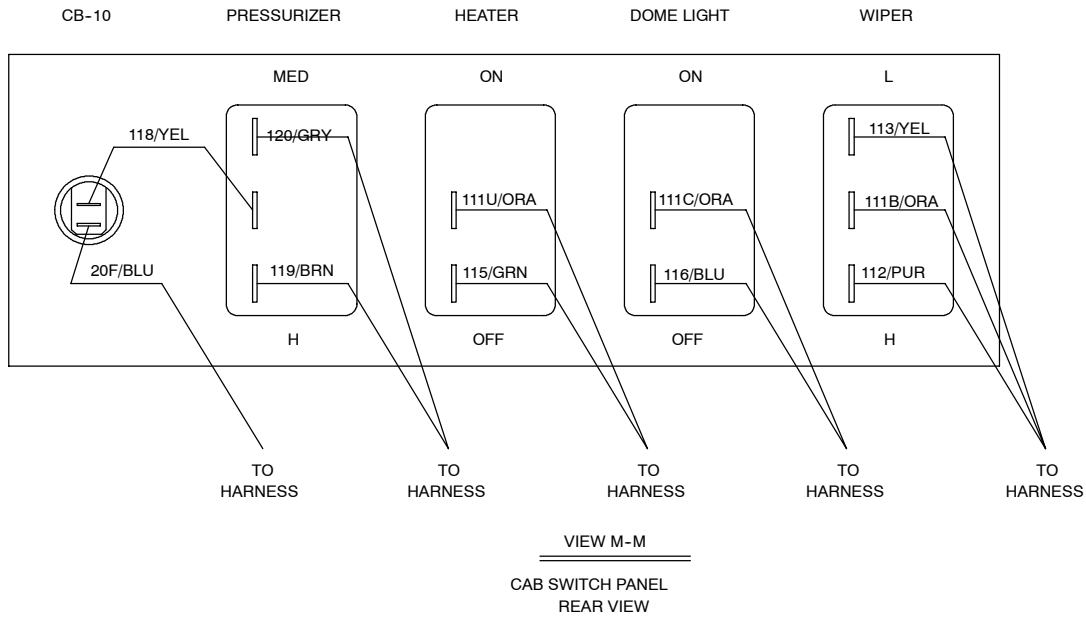


Fig. 51 - Wire Harness Group



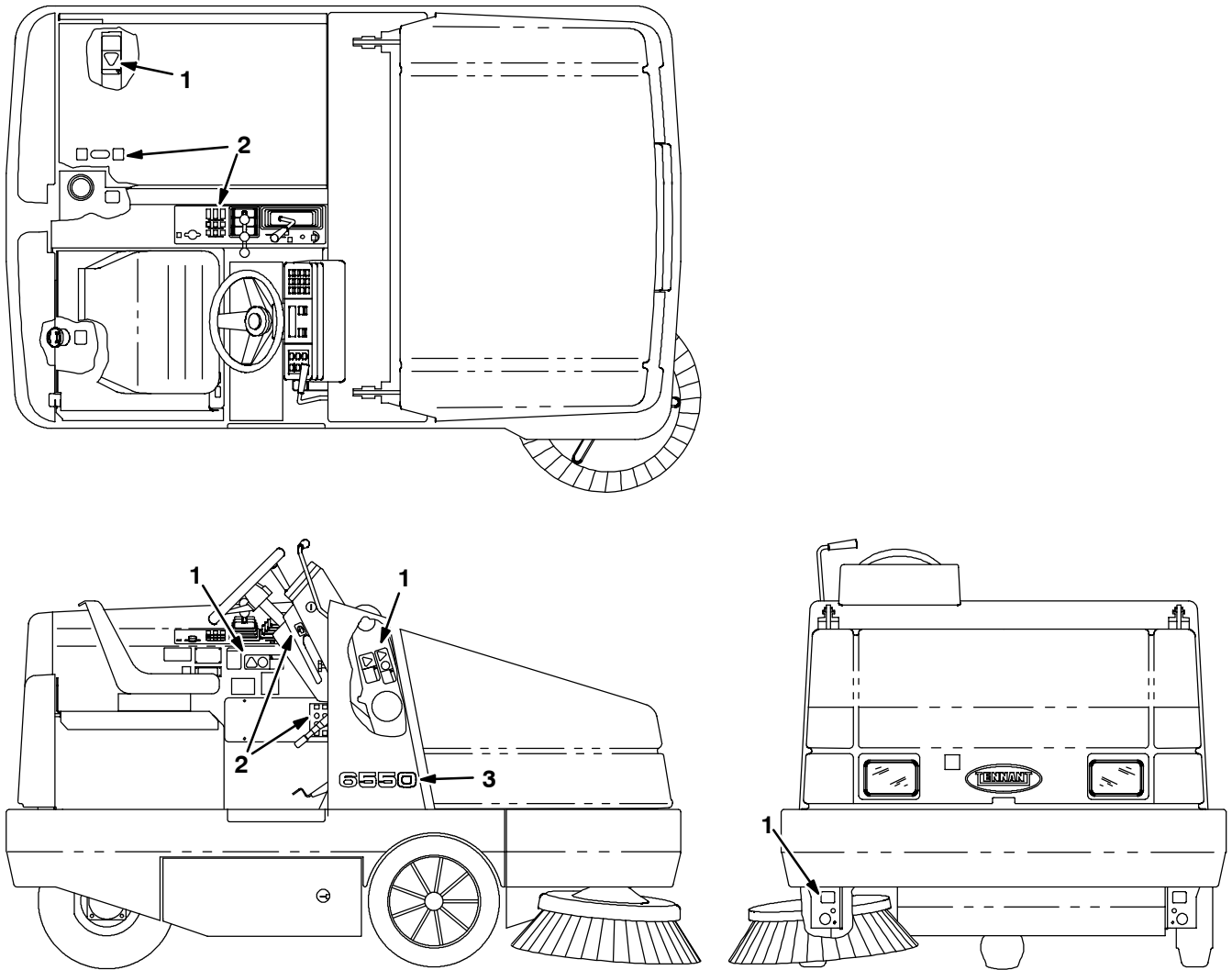
**Fig. 51 - Wire Harnesses Group**



351777 - 6550, D, NA

Ref.	Tennant Part No.	Machine Serial Number	Description	Qty.
1	60290	(000000- )	Harness, Horn	1
2	60282	(000000- )	Harness, Hopper	1
3	60278	(000000- )	Harness, Jumper	1
4	379652	(000000- )	Harness, Main, Die 6500L	1
5	60296	(000000- )	Harness, Fuel, Gas/Die 355L	1
6	379654	(000000- )	Harness, Wire, Shaker Motor 6500/6550	1

Fig. 52 - Label Group



351769 - 6550, IC, NA

Ref.	Tennant Part No.	Machine Serial Number	Description	Qty.
▽	379744	(000000- )	Label Kit, Complete, 6500L	1
▲ 1	59767	(000000- )	Label Set, Info & Hazard 6500L	1
▲ 2	59768	(000000- )	Label Set, Operational 6500L	1
▲ 3	379597	(000000- )	Label, Numerals 6550	2

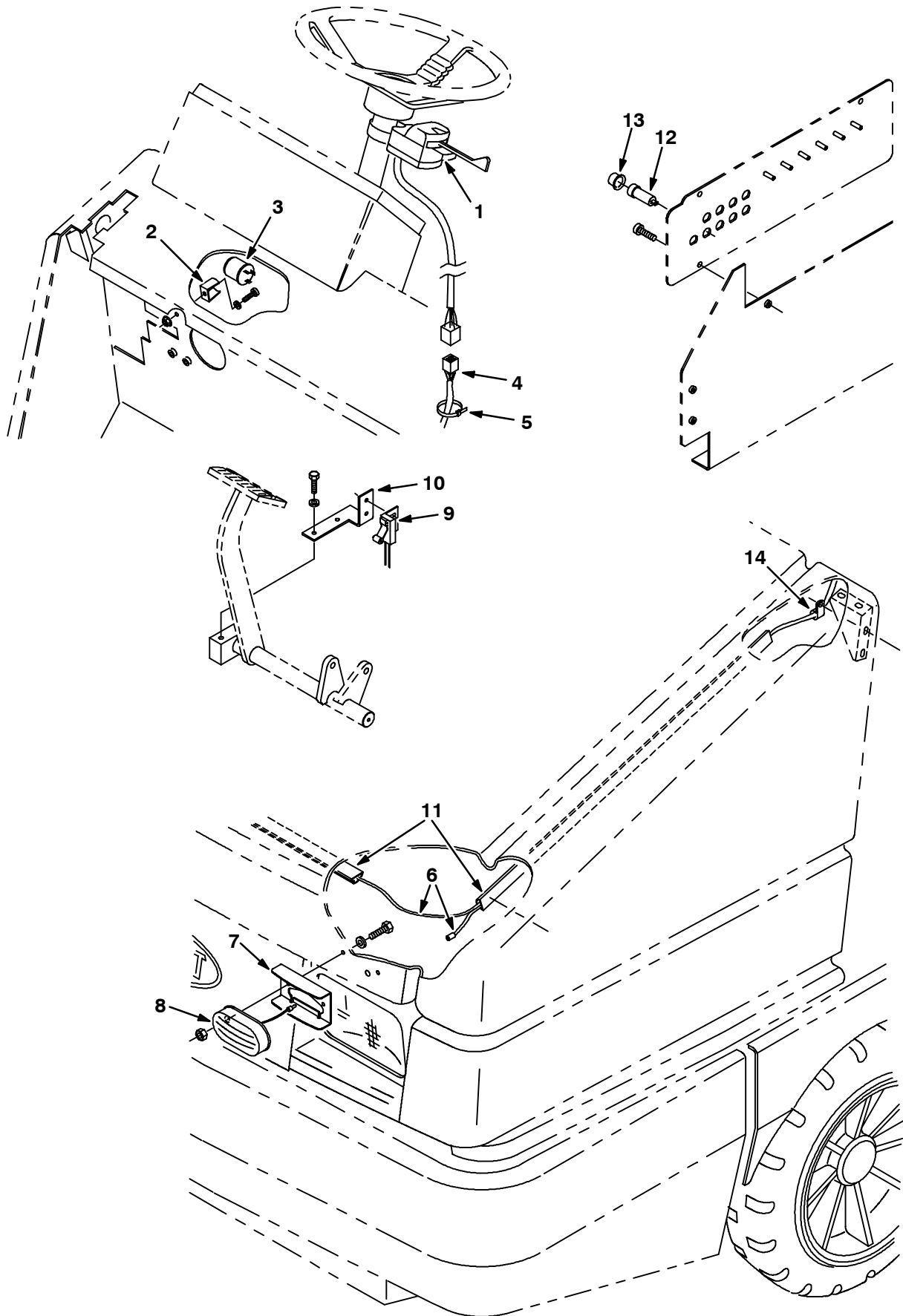


# SECTION 3

Contents	Page
Fig. 1 - Signal Light Kit	3-2
Fig. 2 - Flashing Light Kit, Overhead Guard	3-4
Fig. 3 - Revolving Light Kit, Overhead Guard	3-5
Fig. 4 - Flashing Light Kit, LRC	3-6
Fig. 5 - Revolving Light Kit, LRC	3-7
Fig. 6 - Flashing Light Kit, Cab	3-8
Fig. 7 - Revolving Light Kit, Cab	3-9
Fig. 8 - Back-Up Alarm Kit, Cab	3-10
Fig. 9 - Back-Up Alarm Kit, Cab with Pressurizer	3-12
Fig. 10 - Side Brush Light Kit	3-14
Fig. 11 - Cab Insulation Group	3-16
Fig. 12 - Cab Frame and Windows Group	3-18
Fig. 13 - Cab Door Group	3-20
Fig. 14 - Cab Electrical and Wiper Group	3-22
Fig. 15 - Cab Dust Kit	3-24
Fig. 16 - Cab Pressurizer Kit (000000-008645)	3-26
Fig. 17 - Cab Heater Kit (000000-008645)	3-28
Fig. 18 - Cab Vent and Duct Group (008646- )	3-30
Fig. 19 - Cab Pressurizer Group (008646- )	3-31
Fig. 20 - Heater and Pressurizer Group (008646- )	3-32
Fig. 21 - Air Conditioning and Heater Group (008646- )	3-34
Fig. 22 - Air Conditioning Compressor Group (008646- )	3-36
Fig. 23 - Air Conditioning and Heater Electrical Group (008646- )	3-37
Fig. 24 - Air Conditioning Wire Harness Group (008646- )	3-38
Fig. 25 - Air Conditioning Electrical Schematic (008646- )	3-39

Contents	Page
Fig. 26 - Blower Kit, Overhead Guard	3-40
Fig. 27 - Vacuum Wand Kit	3-42
Fig. 28 - Seat Belt Kit	3-44
Fig. 29 - Protectoseal Fuel Tank Cap Group	3-45
Fig. 30 - Spark Arrest Muffler Group	3-46
Fig. 31 - Fire Extinguisher Kit	3-47
Fig. 32 - Soft Ride Non Marking Tire And Wheel Assembly	3-48
Fig. 33 - Soft Ride Tire And Wheel Assembly	3-49
Fig. 34 - Hi-Wear Tire And Wheel Assembly	3-50
Fig. 35 - Foam Filled Tire Assembly	3-51
Fig. 36 - Solid Non Marking Turf Tire And Wheel Assembly	3-52
Fig. 37 - Solid Turf Tire And Wheel Assembly	3-53
Fig. 38 - Solid Non Marking Tire And Wheel Assembly	3-54
Fig. 39 - Stainless Steel Hopper Group	3-55
Fig. 40 - Transport Group	3-56
Fig. 41 - Auxiliary Side Brush Hopper Deflector Group	3-57
Fig. 42 - Auxiliary Side Brush Motor Group	3-58
Fig. 43 - Auxiliary Side Brush Pivot Group	3-60
Fig. 44 - Auxiliary Side Brush Wire Harness Group	3-62
Fig. 45 - Auxiliary Side Brush Electrical Group	3-64
Fig. 46 - Side Brush Dust Control Kit (Metal Hopper)	3-66
Fig. 47 - Documentation Group	3-68

Fig. 1 - Signal Light Kit

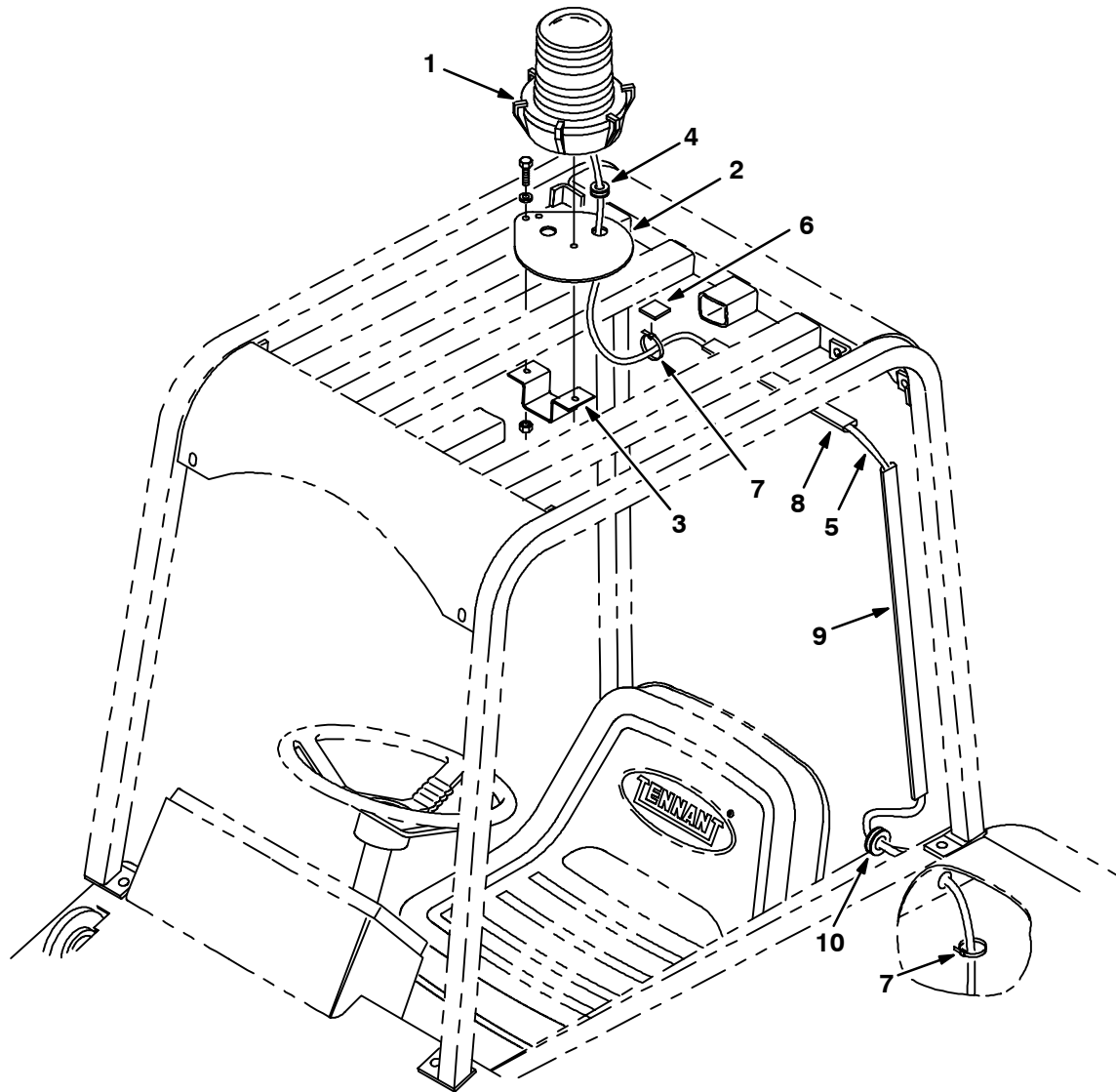




**Fig. 1 - Signal Light Kit**

	<b>Ref.</b>	<b>Tenant Part No.</b>	<b>Machine Serial Number</b>	<b>Description</b>	<b>Qty.</b>
▽		60305	(000000-	) Light Kit Sgnl 355L	1
▲▽	1	60751	(000000-	) Signal Assy Rework, E1740 Turn	1
▲▲		48570	(000000-	) Bulb #53 12V	1
▲	2	24576-1	(000000-	) Bracket, Flasher	1
▲	3	31922	(000000-	) Flasher, Heavy Duty	1
▲	4	60283	(000000-	) Harness, Turn Signal	1
▲	5	49266	(000000-	) Tie, Cable 1.75D Max 7.50Lg	12
▲	6	60284	(000000-	) Harness, Turn Signal	1
▲	7	72178	(000000-	) Bracket, Light, SBDC	2
▲▽	8	34848	(000000-	) Light Assy Mark/Yel 12V- . A	2
▲▲		87948	(000000-	) Bulb, #194	1
▲	9	59962	(000000-	) Switch Assy, Roller	1
▲	10	59920	(000000-	) Bracket, Switch	1
▲	11	55034	(000000-	) Duct, Vinyl .75x1.50x48.0 .75D	1
▲	12	57803	(000000-	) Circuit Breaker, 15 Resetbl	1
▲	13	57751	(000000-	) Boot - Circuit Breaker	1
▲	14	40678	(000000-	) Clamp, Cable .44D .62 Wide	1

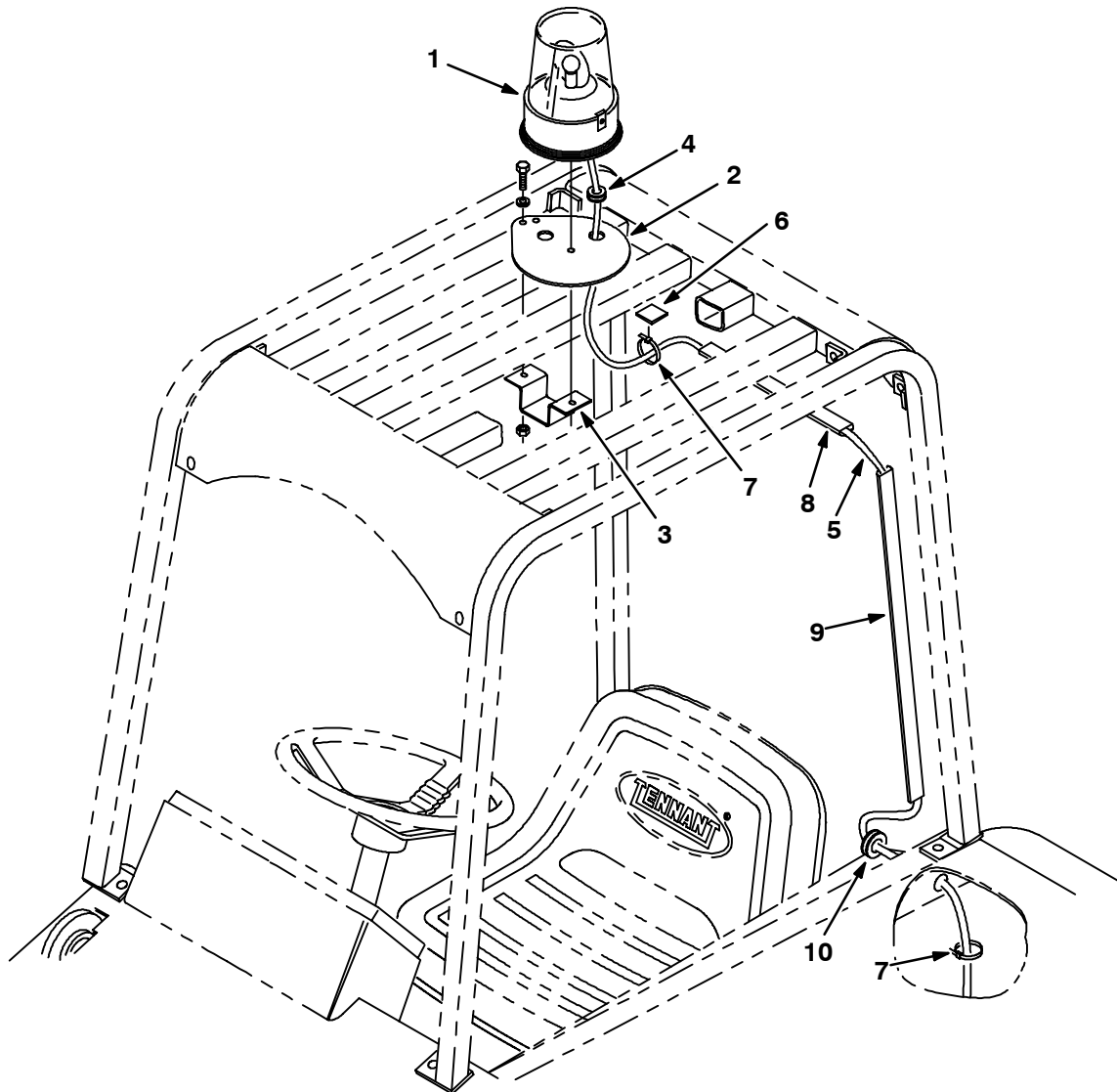
**Fig. 2 - Flashing Light Kit, Overhead Guard**



07474 - IC, NA, JP

Ref.	Tennant Part No.	Machine Serial Number	Description	Qty.
▽	60307	(000000- )	Light Kit Flsh 355L Ohg	1
▲▽	1 82063	(000000- )	Light, Flashing, Amber, 12V-Re	1
▲▲	58520	(000000- )	Lens,Flashing Lite Fr207 Amber	1
▲▲	45779	(000000- )	Bulb, General Electric	1
▲	2 57220	(000000- )	Plate, Light Mtg.	1
▲	3 59447	(000000- )	Bracket, Mtg, Light, Ohg	1
▲	4 10632-9	(000000- )	Grommet,Rbr,0.63Id,For .13Matl	1
▲	5 60288	(000000- )	Harness, Revolv Light, Cab,Ohg	1
▲	6 55248	(000000- )	Cabletie Mount, Adhesive	5
▲	7 49266	(000000- )	Tie, Cable 1.75D Max 7.50Lg	8
▲	8 86330	(000000- )	Duct, Vinyl 10.0 In	2
▲	9 86332	(000000- )	Duct, Vinyl 26.0 In.	1
▲	72114	(000000- )	Duct, Vinyl 6.0 In.	1
▲	10 10632-18	(000000- )	Grommet, Rbr, 0.69 ID	1
	58518	(000000- )	Lens,Flashing Lite Fr207 Red	1
	58519	(000000- )	Lens,Flashing Lite Fr207 Blue	1

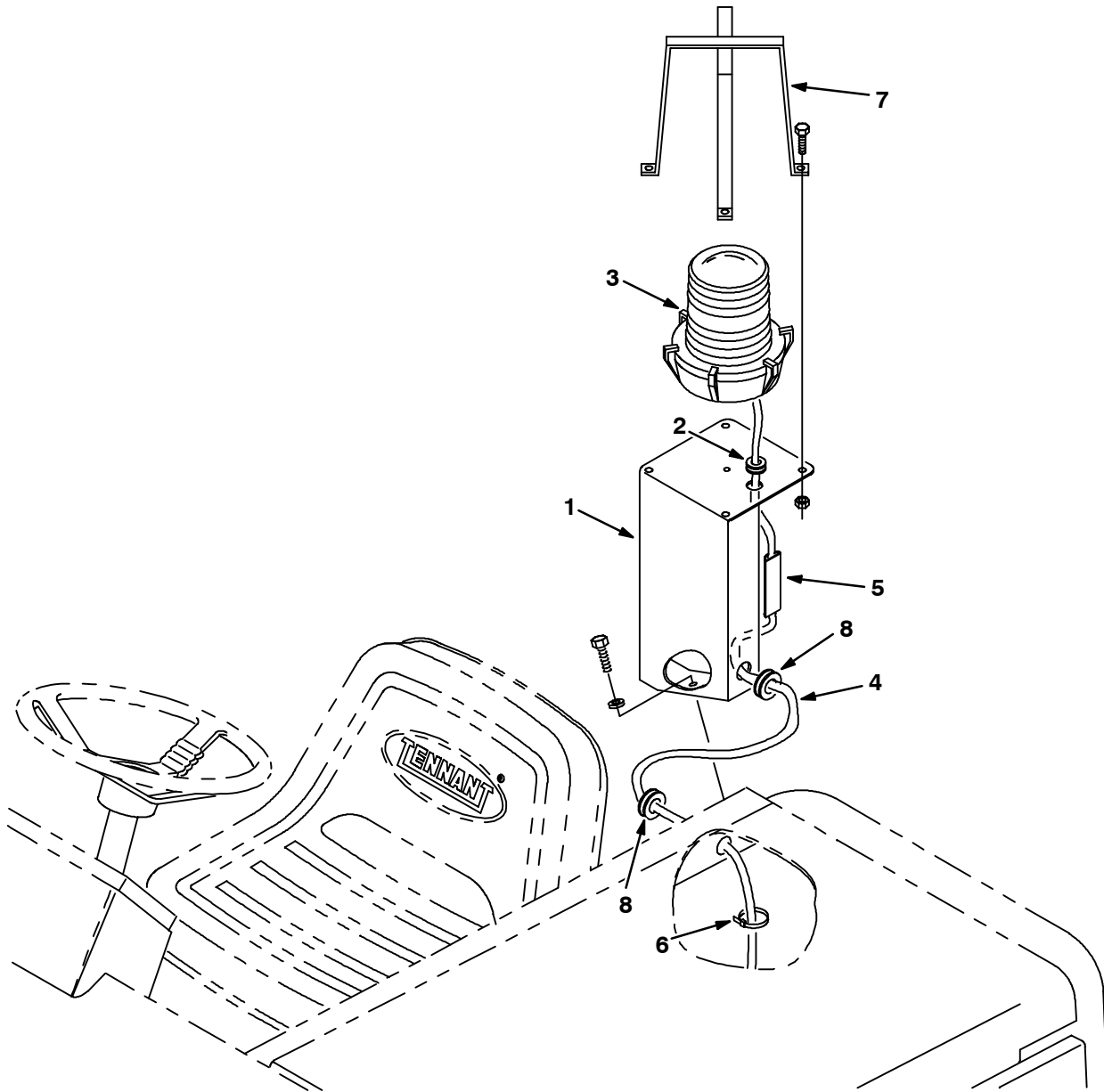
Fig. 3 - Revolving Light Kit, Overhead Guard



07470 - IC, NA, JP

Ref.	Tennant Part No.	Machine Serial Number	Description	Qty.
▽	60309	(000000- )	Light Kit Revl 355L Ohg	1
▲▽	1 82200	(000000- )	Light,Rev.Amber 12V-Reworked	1
▲▲	44681-1	(000000- )	Lens,Rev.Light,Amber	1
▲▲	45779	(000000- )	Bulb, General Electric	1
▲	2 57220	(000000- )	Plate, Light Mtg.	1
▲	3 59447	(000000- )	Bracket, Mtg, Light, Ohg	1
▲	4 10632-9	(000000- )	Grommet,Rbr,0.63Id,For .13Matl	1
▲	5 60288	(000000- )	Harness, Revolv Light, Cab,Ohg	1
▲	6 55248	(000000- )	Cabletie Mount, Adhesive	5
▲	7 49266	(000000- )	Tie, Cable 1.75D Max 7.50Lg	8
▲	8 86330	(000000- )	Duct, Vinyl 10.0 In.	2
▲	9 86332	(000000- )	Duct, Vinyl 26.0 In.	1
▲	72114	(000000- )	Duct, Vinyl 6.0 In.	1
▲	10 10632-18	(000000- )	Grommet, Rbr, 0.69 ID	1
	44681	(000000- )	Lens,Rev.Light,Red	1
	44681-2	(000000- )	Lens,Rev.Light,Blue	1

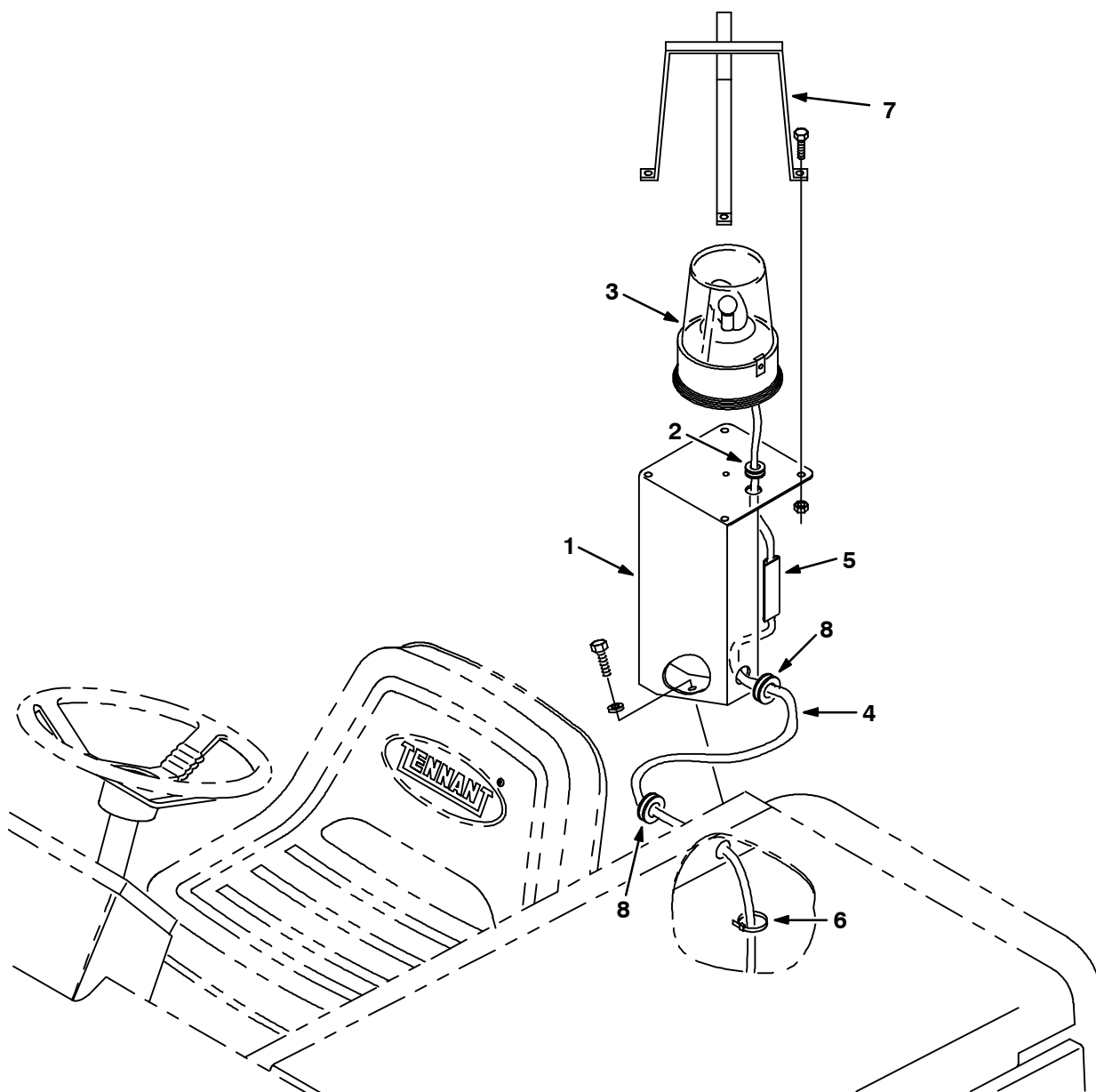
**Fig. 4 - Flashing Light Kit, LRC**



07477 - IC, NA, JP

Ref.	Tennant Part No.	Machine Serial Number	Description	Qty.
▽	60312	(000000-	) Light Kit Flsh 355L Lrc	1
▲	1 72100	(000000-	) Bracket Wldt, Light, Rotating	1
▲	2 10632-9	(000000-	) Grommet,Rbr,0.56Id,For .13Matl	1
▲▽	3 82063	(000000-	) Light, Flashing, Amber, 12V-Re	1
▲▲	58520	(000000-	) Lens,Flashing Lite Fr207 Amber	1
▲▲	45779	(000000-	) Bulb, General Electric	1
▲	4 71543	(000000-	) Harness, Wire, Hazard	1
▲	5 86333	(000000-	) Duct, Vinyl 3.5 In.	1
▲	6 49266	(000000-	) Tie, Cable 1.75D Max 7.50Lg	6
▲	7 45272	(000000-	) Guard Wldt, Lights, Revl&Flsh	1
▲	8 10632-18	(000000-	) Grommet, Rbr, 0.69 ID	2
	58518	(000000-	) Lens,Flashing Lite Fr207 Red	1
	58519	(000000-	) Lens,Flashing Lite Fr207 Blue	1

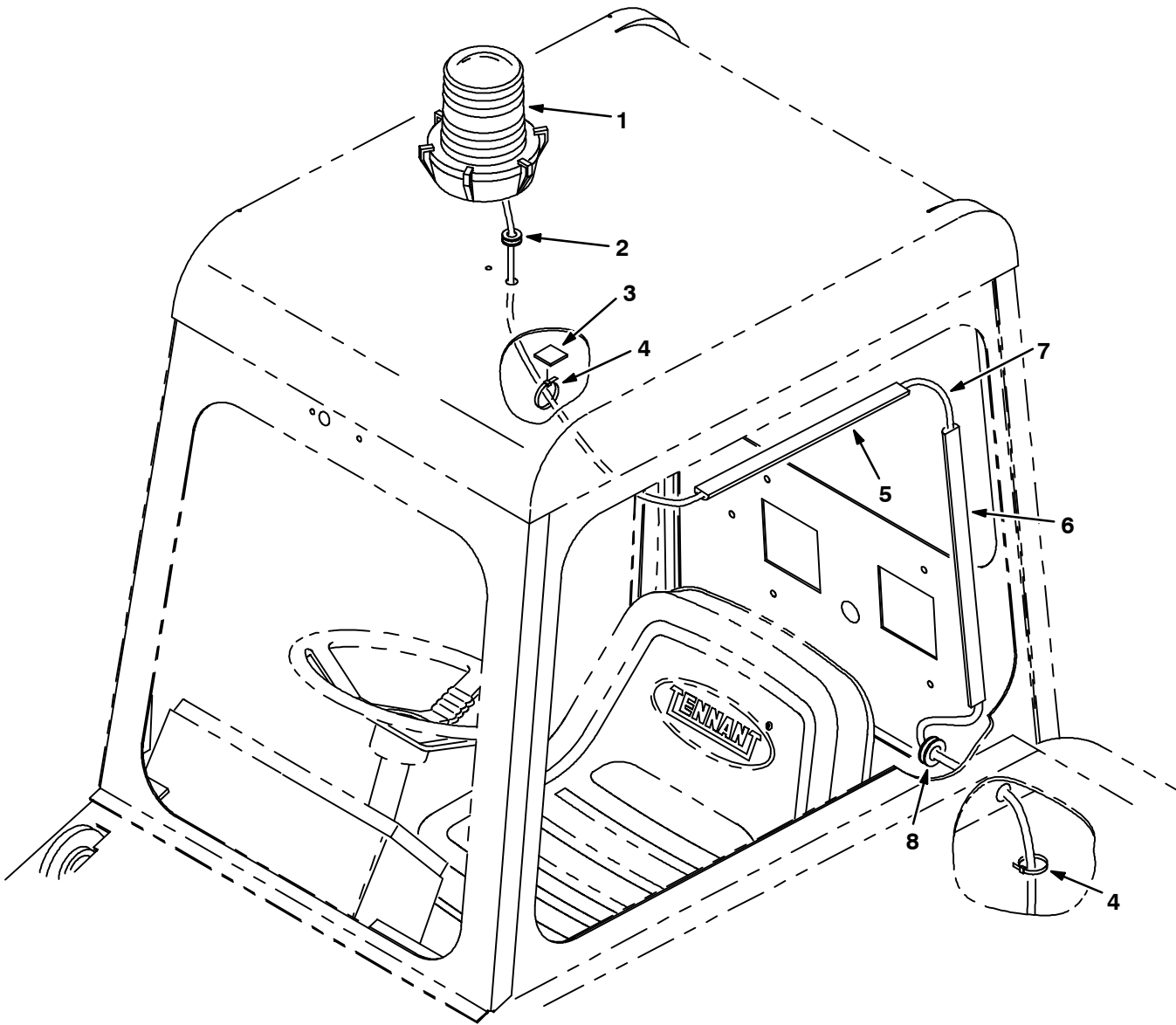
Fig. 5 - Revolving Light Kit, LRC



07473 - IC, NA, JP

Ref.	Tennant Part No.	Machine Serial Number	Description	Qty.
▽	60314	(000000-	) Light Kit Revl 355L Lrc	1
▲	1 72100	(000000-	) Bracket Wldt, Light, Rotating	1
▲	2 10632-9	(000000-	) Grommet, Rbr, 0.56Id, For .13Matl	1
▲▽	3 82200	(000000-	) Light, Rev. Amber 12V-Reworked	1
▲▲	44681-1	(000000-	) Lens, Rev. Light, Amber	1
▲▲	45779	(000000-	) Bulb, General Electric	1
▲	4 71543	(000000-	) Harness, Wire, Hazard	1
▲	5 86333	(000000-	) Duct, Vinyl 3.5 In.	1
▲	6 49266	(000000-	) Tie, Cable 1.75D Max 7.50Lg	6
▲	7 45272	(000000-	) Guard Wldt, Lights, Revl&Fish	1
▲	8 10632-18	(000000-	) Grommet, Rbr, 0.69 ID	2
	44681	(000000-	) Lens, Rev. Light, Red	1
	44681-2	(000000-	) Lens, Rev. Light, Blue	1

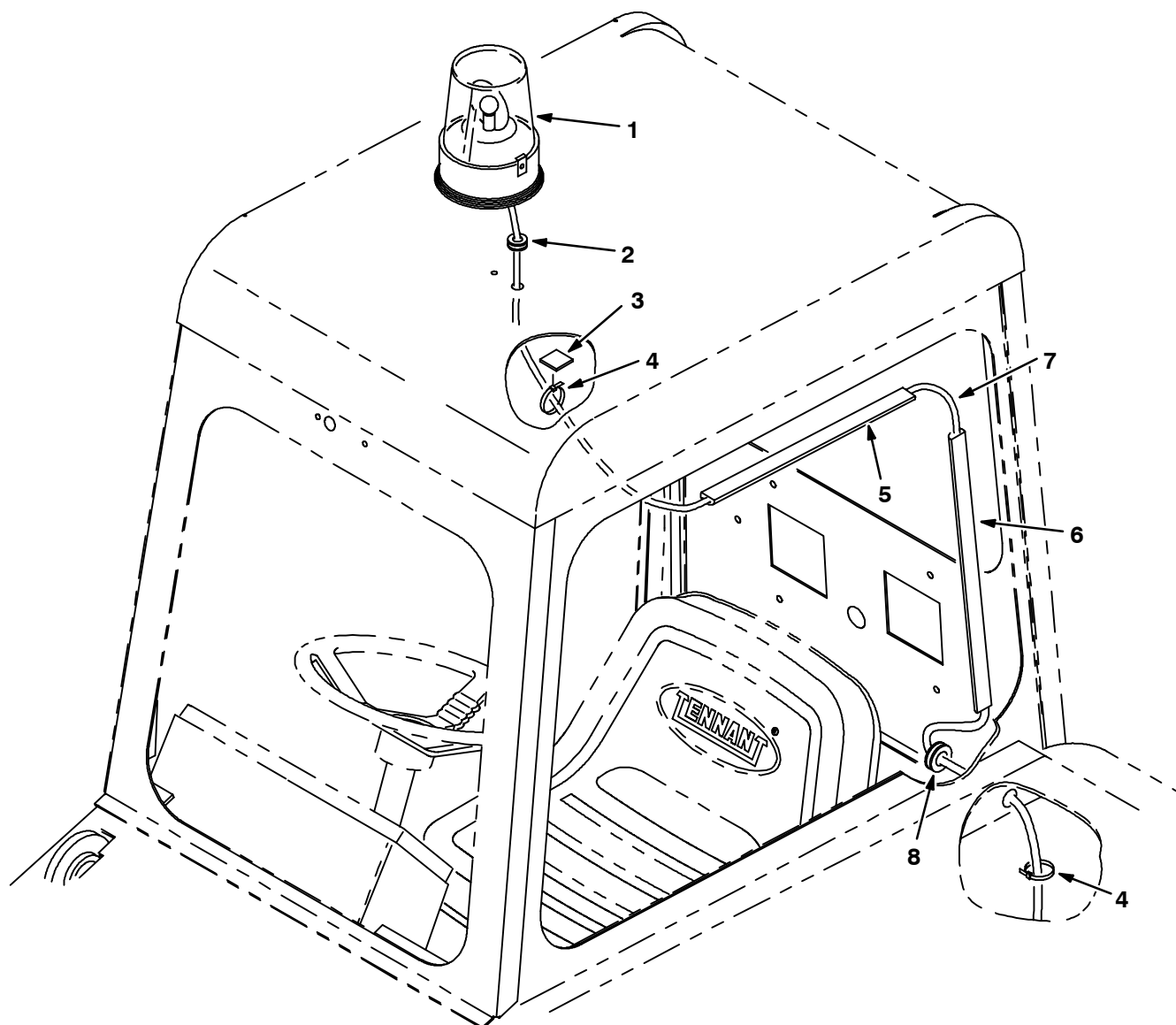
**Fig. 6 - Flashing Light Kit, Cab**



07475 - IC, NA, JP

Ref.	Tennant Part No.	Machine Serial Number	Description	Qty.
▽	60316	(000000- )	Light Kit Flsh 355L Cab	1
▲▽	1 82063	(000000- )	Light, Flashing, Amber, 12V-Re	1
▲▲	58520	(000000- )	Lens,Flashing Lite Fr207 Amber	1
▲▲	45779	(000000- )	Bulb, General Electric	1
▲	2 10632-9	(000000- )	Grommet,Rbr, 0.56 In	1
▲	3 55248	(000000- )	Cabletie Mount, Adhesive	4
▲	4 49266	(000000- )	Tie, Cable 1.75D Max 7.50Lg	4
▲	5 86331	(000000- )	Duct, Vinyl 16.0 In.	1
▲	6 86332	(000000- )	Duct, Vinyl 26.0 In.	1
▲	7 60288	(000000- )	Harness, Revolv Light, Cab,Ohg	1
▲	8 10632-18	(000000- )	Grommet, Rbr, 0.69 ID	1
	58518	(000000- )	Lens,Flashing Lite Fr207 Red	1
	58519	(000000- )	Lens,Flashing Lite Fr207 Blue	1

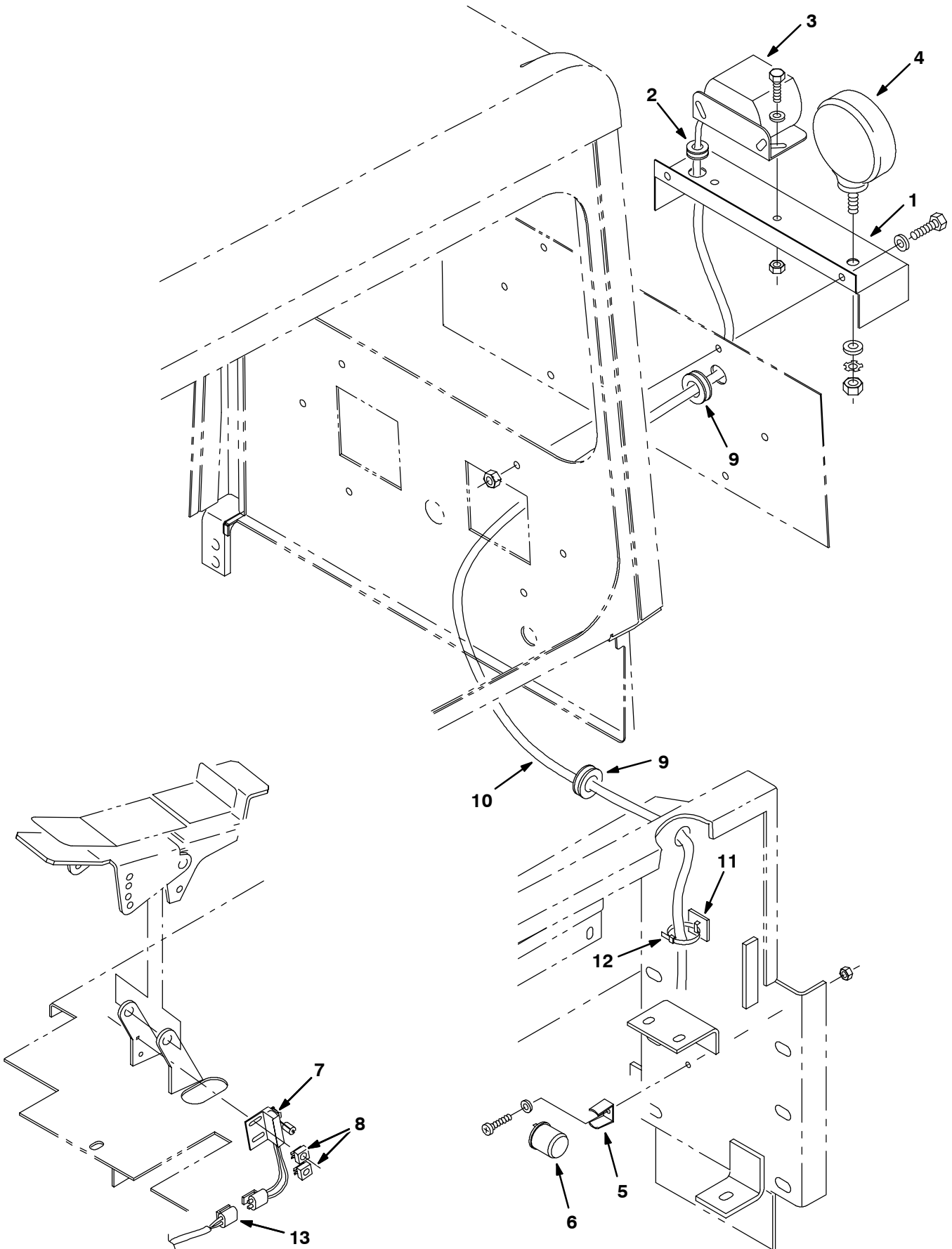
Fig. 7 - Revolving Light Kit, Cab



07476 - IC, NA, JP

Ref.	Tennant Part No.	Machine Serial Number	Description	Qty.
▽	60318	(000000- )	Light Kit Revl 355L Cab	1
▲▽	1 82200	(000000- )	Light,Rev.Amber 12V-Reworked	1
▲▲	44681-1	(000000- )	Lens,Rev.Light,Amber	1
▲▲	45779	(000000- )	Bulb, General Electric	1
▲	2 10632-9	(000000- )	Grommet,Rbr, 0.56 In	1
▲	3 55248	(000000- )	Cabletie Mount, Adhesive	4
▲	4 49266	(000000- )	Tie, Cable 1.75D Max 7.50Lg	4
▲	5 86331	(000000- )	Duct, Vinyl 16.0 In.	1
▲	6 86332	(000000- )	Duct, Vinyl 26.0 In.	1
▲	7 60288	(000000- )	Harness, Revolv Light, Cab,Ohg	1
▲	8 10632-18	(000000- )	Grommet, Rbr, 0.69 ID	1
	44681	(000000- )	Lens,Rev.Light,Red	1
	44681-2	(000000- )	Lens,Rev.Light,Blue	1

Fig. 8 - Back-Up Alarm Kit, Cab

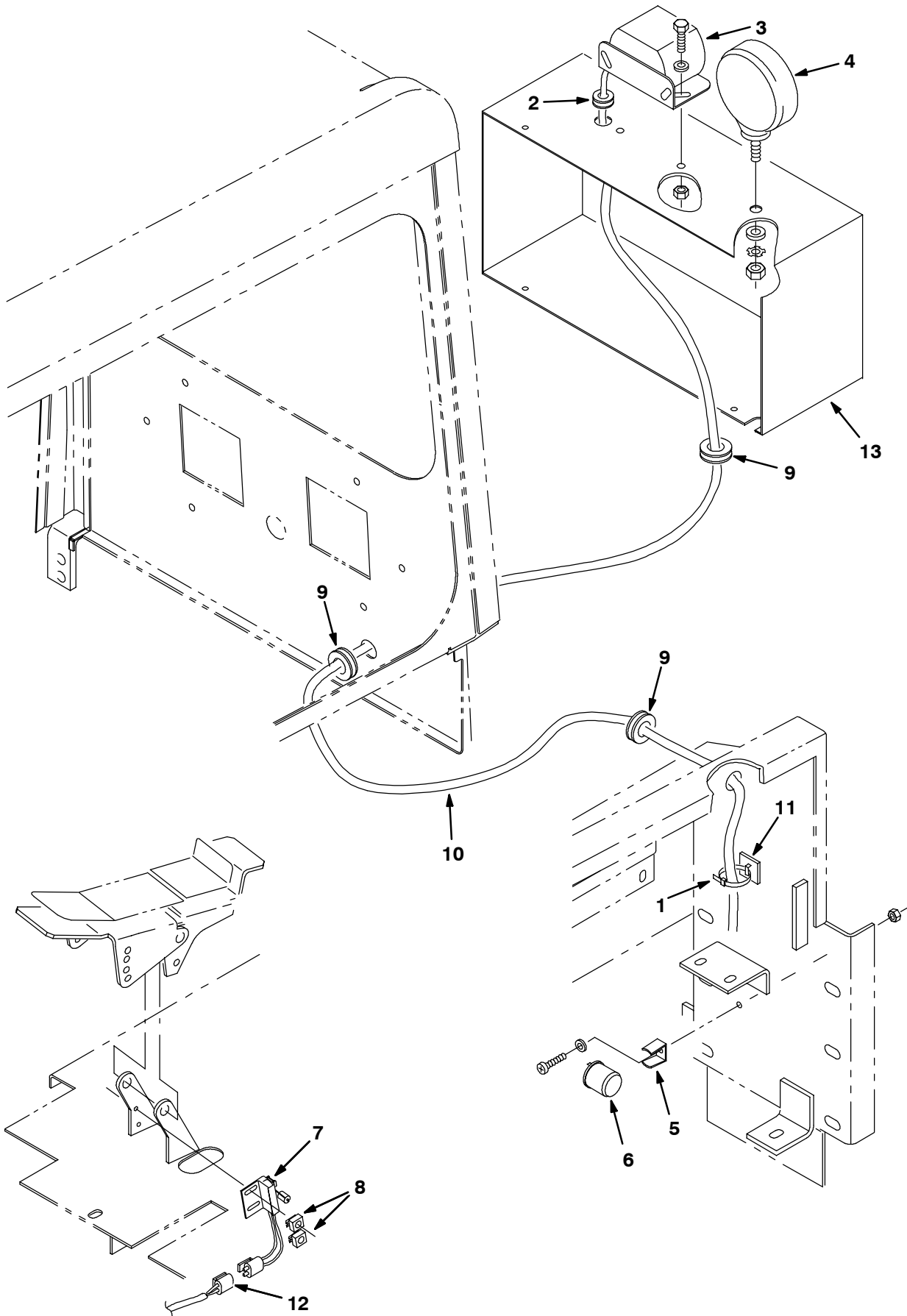




**Fig. 8 - Back-Up Alarm Kit, Cab**

	<b>Ref.</b>	<b>Tennant Part No.</b>	<b>Machine Serial Number</b>	<b>Description</b>	<b>Qty.</b>
▽		72096	(000000-	) Alarm Kit, Bu A/v 355L, Cab	1
▲	1	71058	(000000-	) Bracket, Alarm, Back-Up	1
▲	2	10632-9	(000000-	) Grommet,Rbr, 0.56 In	1
▲	3	61920	(000000-	) Horn Assy, Back-Up Alarm	1
▲▽	4	36438	(000000-	) Headlight Assy,210G	1
▲▲		36439	(000000-	) Bulb, 12V .9A 15Cp#1004	1
▲	5	24576-1	(000000-	) Bracket, Flasher	1
▲	6	24576	(000000-	) Flasher, 12V	1
▲	7	23211	(000000-	) Switch Assy, Roller	1
▲	8	23210	(000000-	) Nut Speed, Retainer, 8-32 Thd	2
▲	9	10632-18	(000000-	) Grommet, Rbr, 0.69 ID	2
▲	10	71544	(000000-	) Harness, Alarm, Backup	1
▲	11	55248	(000000-	) Cabletie Mount, Adhesive	2
▲	12	49266	(000000-	) Tie, Cable 1.75D Max 7.50Lg	5
▲	13	70159	(000000-	) Harness, Adapter, B/u Alarm	1

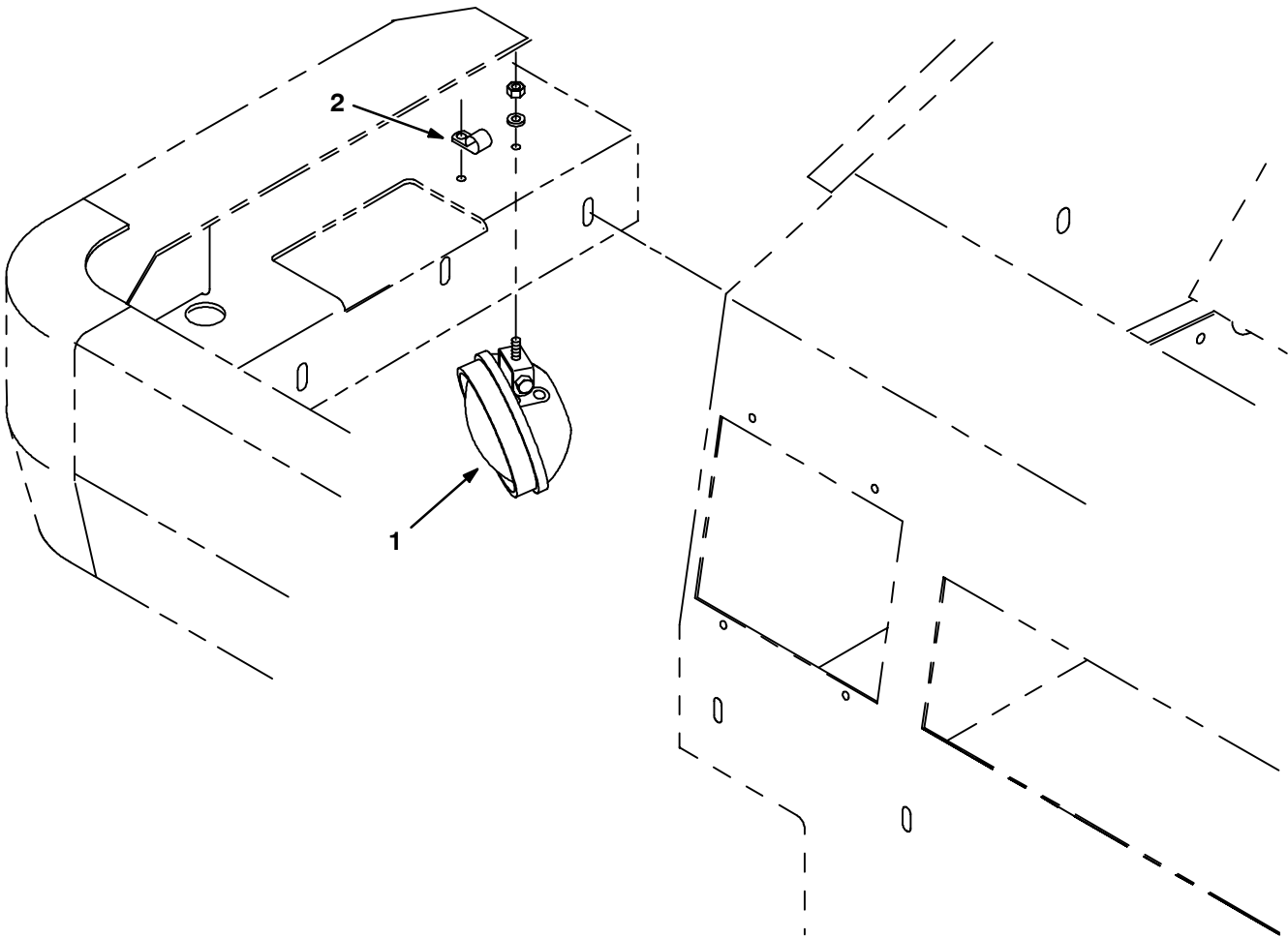
Fig. 9 - Back-Up Alarm Kit, Cab with Pressurizer



**Fig. 9 - Back-Up Alarm Kit, Cab with Pressurizer**

	<b>Ref.</b>	<b>Tennant Part No.</b>	<b>Machine Serial Number</b>	<b>Description</b>	<b>Qty.</b>
▽		72094	(000000-	) Alarm Kit, Bu A/v 355L, Cab with Pressurizer	1
▲	1	49266	(000000-	) Tie, Cable 1.75D Max 7.50Lg	5
▲	2	10632-9	(000000-	) Grommet,Rbr, 0.56 In	1
▲	3	61920	(000000-	) Horn Assy, Back-Up Alarm	1
▲▽	4	36438	(000000-	) Headlight Assy,210G	1
▲▲		36439	(000000-	) Bulb, 12V .9A 15Cp#1004	1
▲	5	24576-1	(000000-	) Bracket, Flasher	1
▲	6	24576	(000000-	) Flasher, 12V	1
▲	7	23211	(000000-	) Switch Assy, Roller	1
▲	8	23210	(000000-	) Nut Speed, Retainer, 8-32 Thd	2
▲	9	10632-18	(000000-	) Grommet, Rbr, 0.69 ID	3
▲	10	71544	(000000-	) Harness, Alarm, Backup	1
▲	11	55248	(000000-	) Cabletie Mount, Adhesive	2
▲	12	70159	(000000-	) Harness, Adapter, B/u Alarm	1
	13	72080	(000000-	) Cover Wldt, Press & Alarm	1

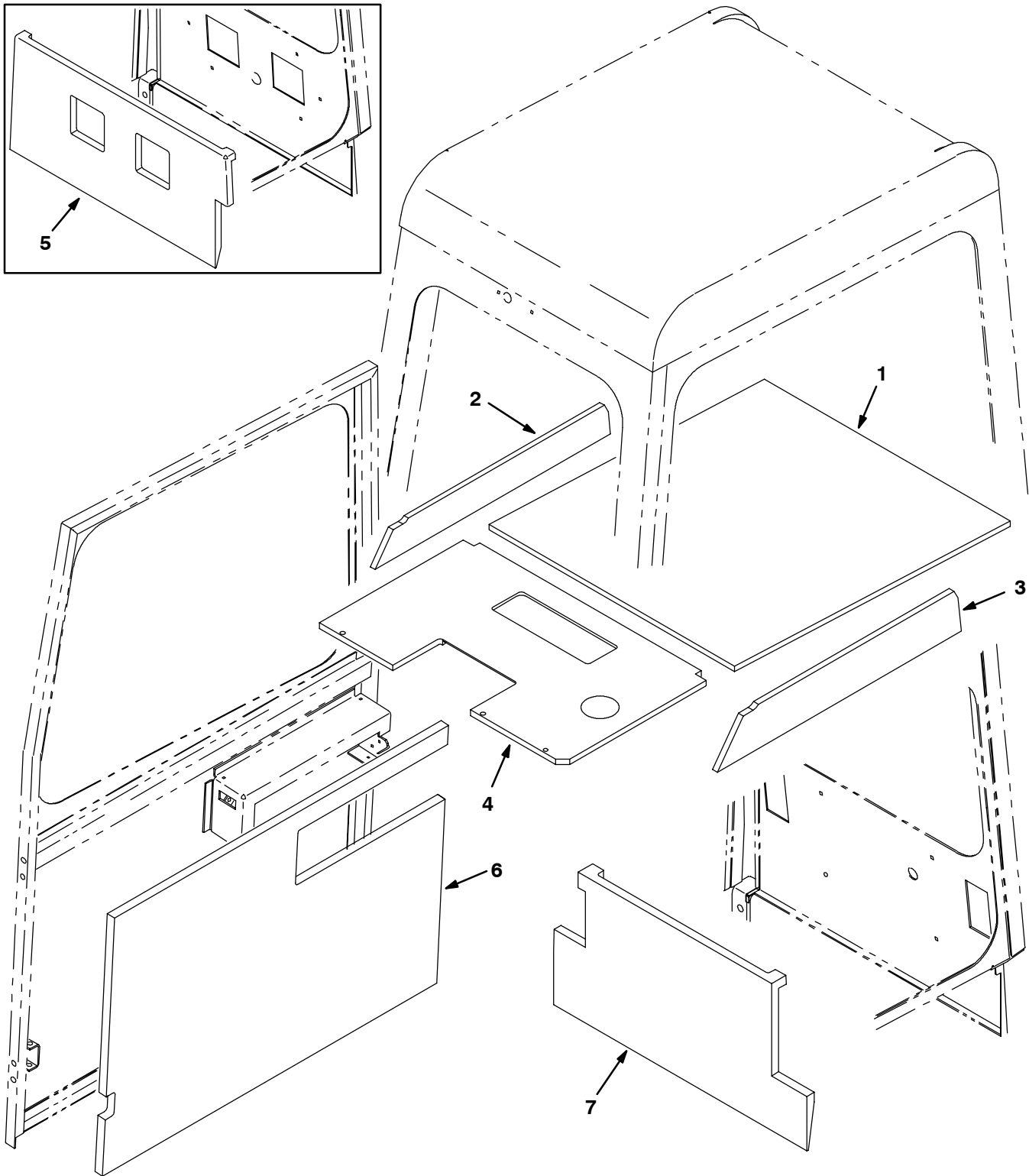
**Fig. 10 - Side Brush Light Kit**



**Fig. 10 - Side Brush Light Kit**

	<b>Ref.</b>	<b>Tennant Part No.</b>	<b>Machine Serial Number</b>	<b>Description</b>	<b>Qty.</b>
▽		60372	(000000-	) Light Kit, Side Brush 355L	1
▲▽	1	19827	(000000-	) Light Assy Work/Clr 12V- . A	1
▲▲		51570	(000000-	) Bulb GE	1
▲	2	40678	(000000-	) Clamp, Cable .44D .62Wide	1

Fig. 11 - Cab Insulation Group

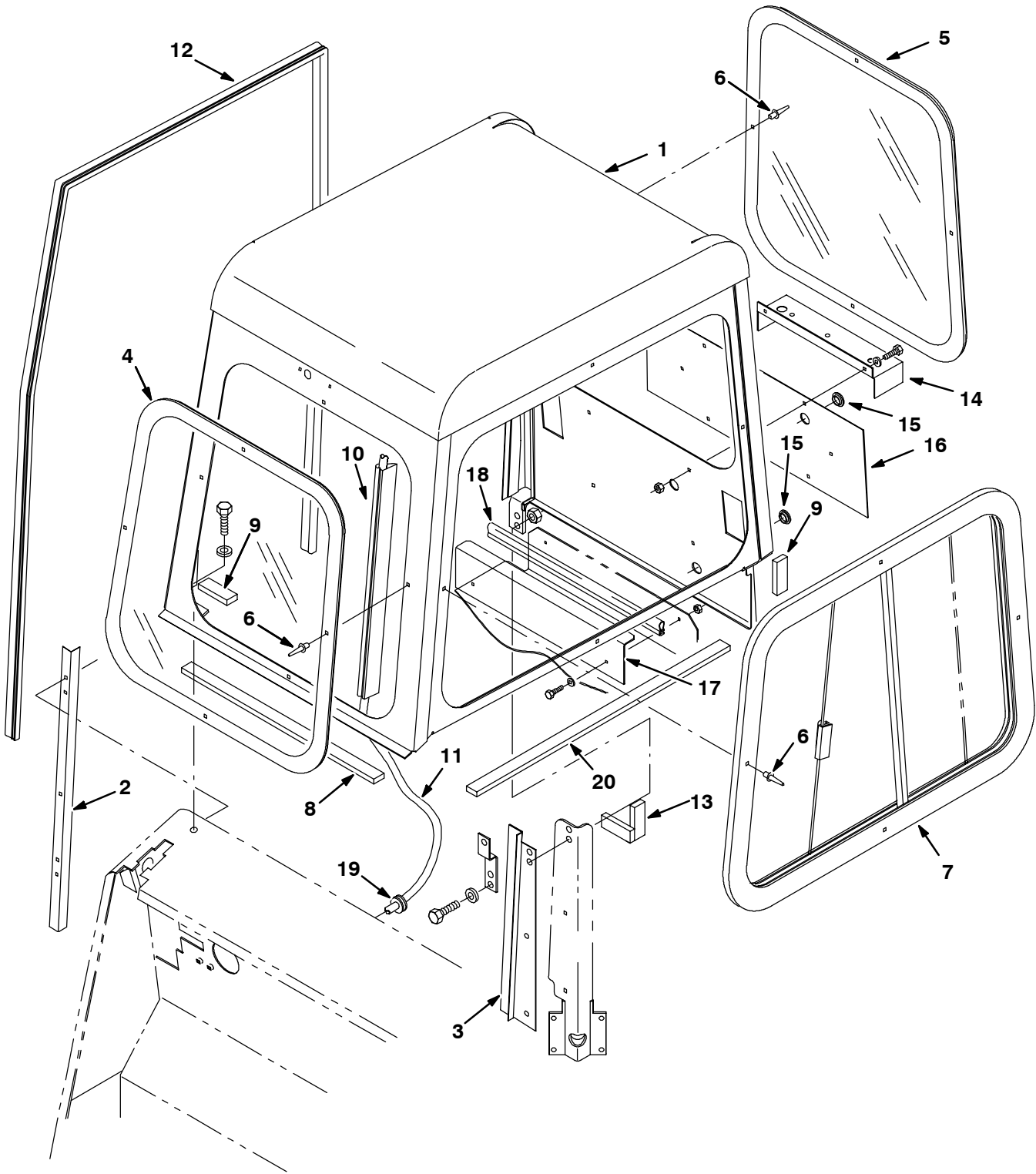


**Fig. 11 - Cab Insulation Group**

*NOTE: Cab Kit, TENNANT Part Number 59511, includes Fig. 11, Fig. 12, Fig. 13, Fig. 14, and Fig. 15.*

<b>Ref.</b>	<b>Tennant Part No.</b>	<b>Machine Serial Number</b>	<b>Description</b>	<b>Qty.</b>
1	55073	(000000-	) Insulation,S/Foam,Roof	1
2	55074	(000000-	) Insulation,S/Foam,Side Rh	1
3	55161	(000000-	) Insulation,S/Foam,Side Lh	1
4	55162	(000000-	) Insulation,S/Foam,Panel	1
5	55163	(000000-008645	) Insulation,S/Foam Rear (Replc by 375311)	1
6	55164	(000000-	) Insulation,S/Foam Door	1
7	375311	(008646-	) Insulation, S/Foam, Rear	1

Fig. 12 - Cab Frame and Windows Group



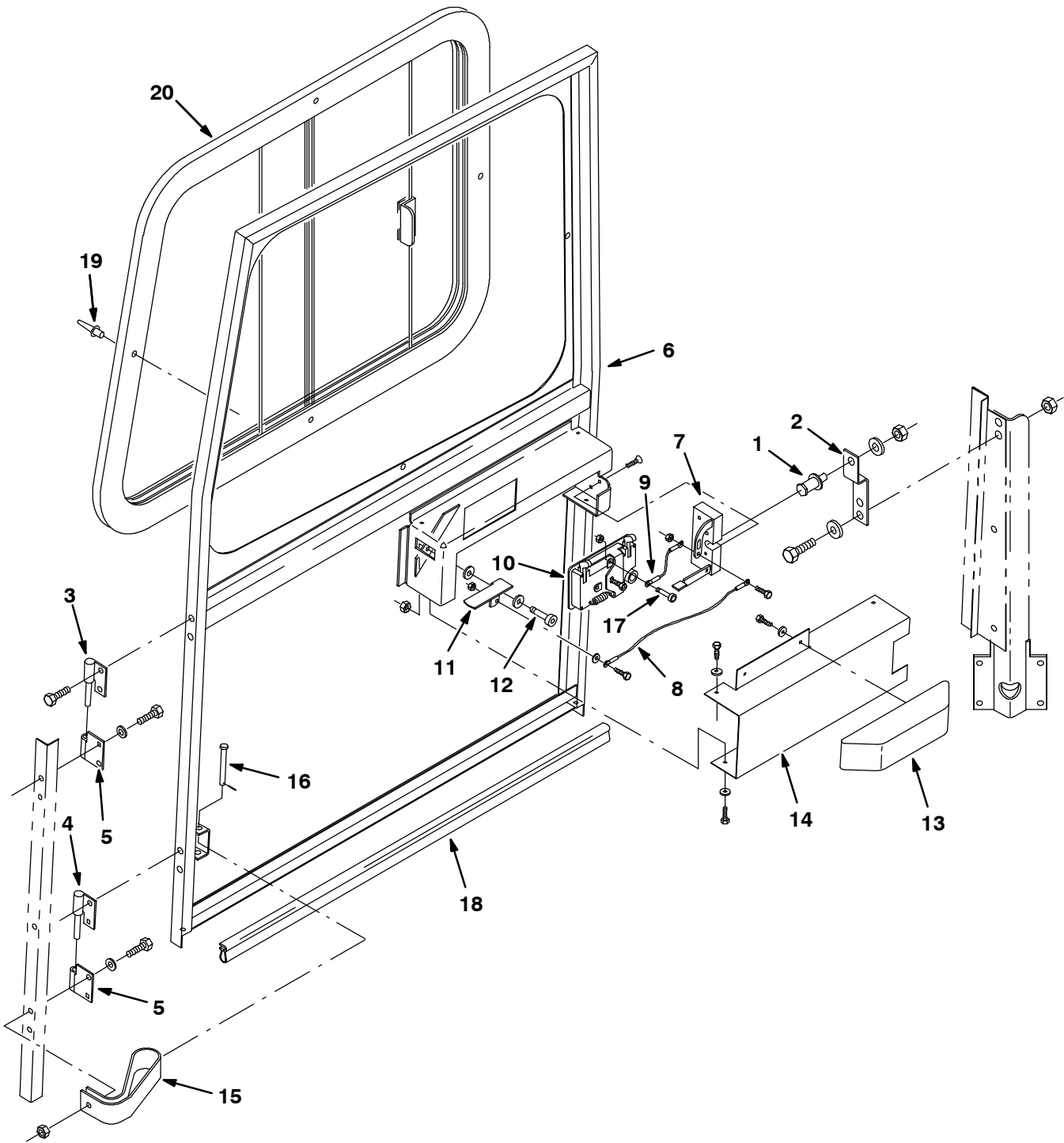


**Fig. 12 - Cab Frame and Windows Group**

NOTE: Cab Kit, TENNANT Part Number 59511, includes Fig. 11, Fig. 12, Fig. 13, Fig. 14, and Fig. 15.

Ref.	Tennant Part No.	Machine Serial Number	Description	Qty.
1	370143	(000000-	) Cab Wldt	1
2	56546	(000000-	) Angle, Door Jamb	1
3	56560	(000000-	) Angle, Door Jamb, Lower, Rear	1
4	74430	(000000-	) Window, Cab, Front	1
5	74431	(000000-	) Window, Cab, Rear	1
6	56799	(000000-	) Rivet, Pop- .125Dx.38x.25Dhd Al	12
7	74429	(000000-	) Window, Cab, Side	1
8	55959	(000000-	) Seal, Cab, Front	1
9	55968	(000000-	) Seal, Cab, Side	2
10	55973	(000000-	) Duct, Vinyl 24.0	1
11	60287	(000000-	) Harness, Cab	1
12	66221	(000000-	) Seal, 142.0 Lg Door	1
13	66197	(000000-	) Insulation, Acoustic	1
14	71058	(000000-	) Bracket, Back-Up Alarm	1
15	55035	(000000-	) Plug, Plastic, 1.00 D	2
16	55270	(000000-	) Plate, Cover	1
17	55227	(000000-	) Plate, Seal, Sppt, Seat	1
18	55228	(000000-	) Seal, 19.75 Lg	1
19	56187	(000000-	) Grommet, Rubber	1
20	55963	(000000-	) Seal, Cab, Side	1

Fig. 13 - Cab Door Group

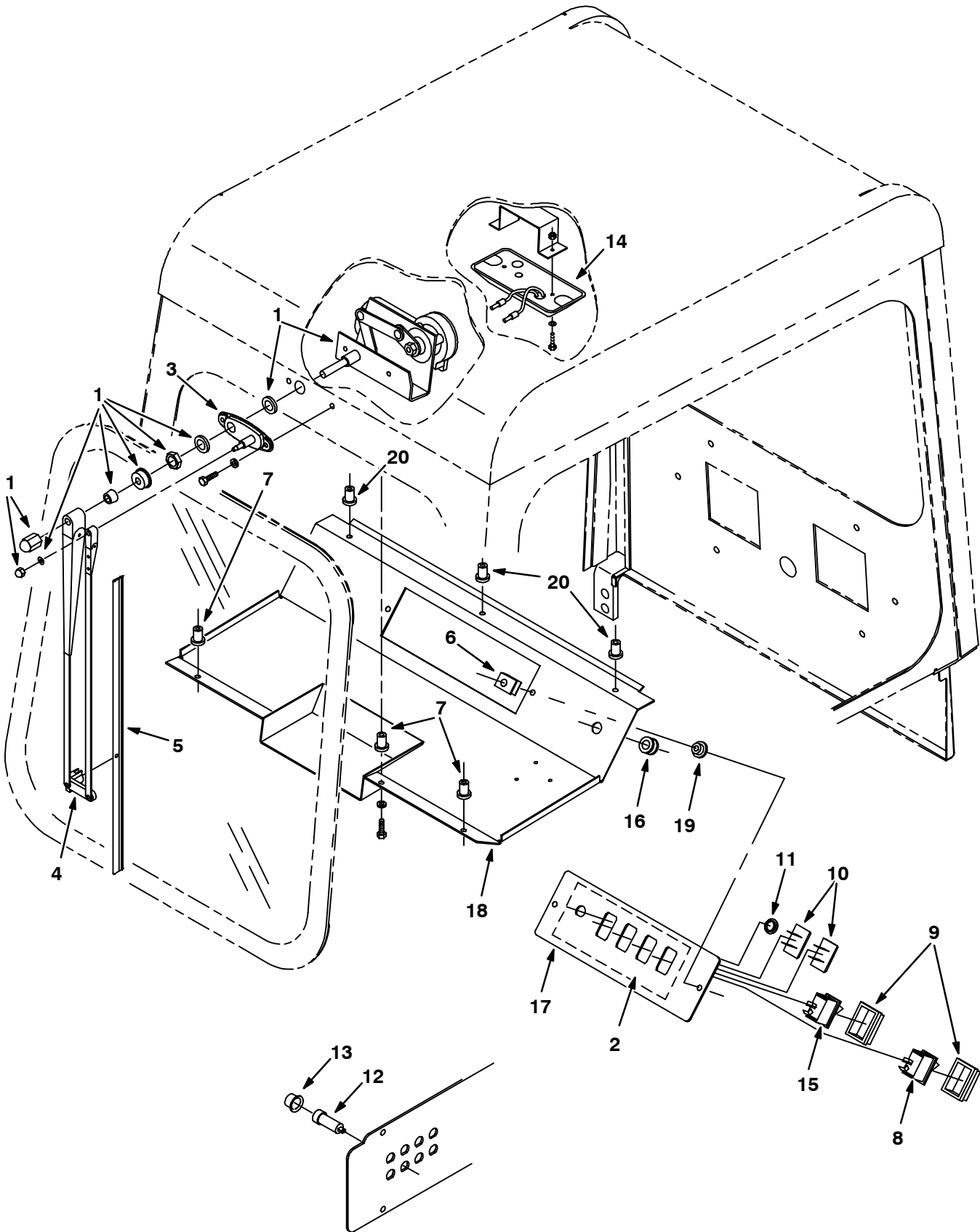


**Fig. 13 - Cab Door Group**

*NOTE: Cab Kit, TENNANT Part Number 59511, includes Fig. 11, Fig. 12, Fig. 13, Fig. 14, and Fig. 15.*

<b>Ref.</b>	<b>Tennant Part No.</b>	<b>Machine Serial Number</b>	<b>Description</b>	<b>Qty.</b>
1	58898	(000000-	) Bolt, Latch	1
2	59032	(000000-	) Bracket, Latch, Bolt	1
3	374653	(000000-	) Hinge Wldt, Long Pin	1
4	374654	(000000-	) Hinge Wldt, Short Pin	1
5	374651	(000000-	) Hinge Wldt, Cab Door	2
6	370146	(000000-	) Door Wldt, Cab	1
7	59514	(000000-	) Latch	1
8	57702	(000000-	) Cable, Door, Access	1
9	55038	(000000-	) Cable, .06D X 5.75	1
10	59515	(000000-	) Handle, Paddle	1
11	391816	(000000-	) Lever, Door Release	1
12	02129	(000000-	) Scr-Shld .375Dx0.38L .31-18	1
13	34280	(000000-	) Armrest Cab	1
14	59031	(000000-	) Cover, Bracket, Armrest	1
15	60862	(000000-	) Sleeve, Door Stop	1
16	02126	(000000-	) Pin, Clevis, 0.37 Diax3.00L	1
17	31249	(000000-	) Scr-Shld .250Dx1.25L 10-24	1
18	72024	(000000-	) Seal, Cab Door	1
19	56799	(000000-	) Rivet, Pop- .125Dx.38x.25Dhd Al	4
20	74428	(000000-	) Window, Cab, Door	1

Fig. 14 - Cab Electrical and Wiper Group

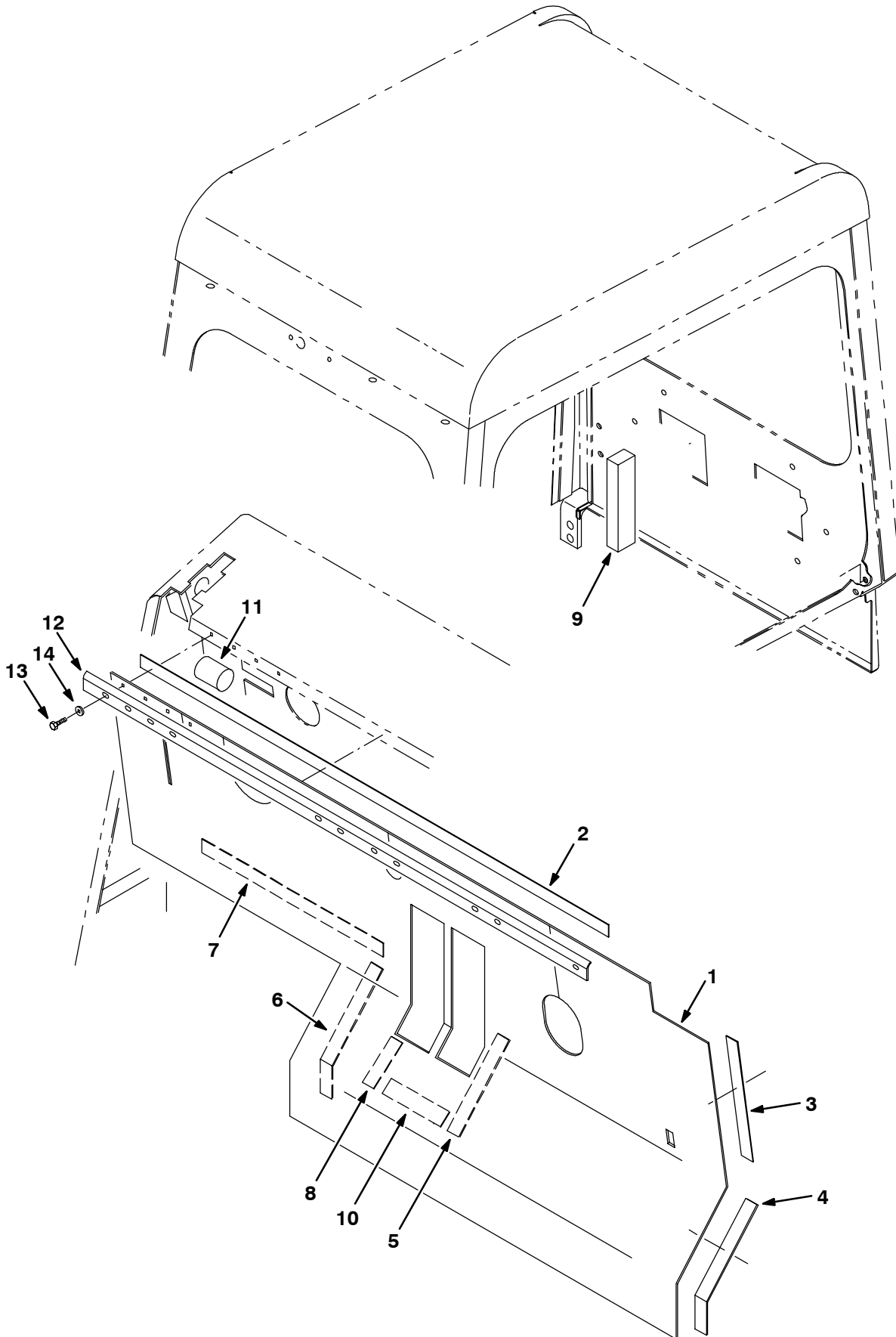


**Fig. 14 - Cab Electrical and Wiper Group**

NOTE: Cab Kit, TENNANT Part Number 59511, includes Fig. 11, Fig. 12, Fig. 13, Fig. 14, and Fig. 15.

Ref.	Tennant Part No.	Machine Serial Number	Description	Qty.	
1	59803	(000000-	) Motor-Ele 12V, Wiper, Windshld	1	
2	55181	(000000-	) Label, Operational, Cab	1	
3	59797	(000000-	) Plate, Mtg, Wiper Kit	1	
4	59799	(000000-	) Arm, Windshield Wiper, Panto	1	
5	74433	(000000-	) Blade, Windshield Wiper, 18"	1	
6	12271	(000000-	) Nut, U M6 X 1.0	2	
7	41845	(000000-	) Well-Nut .25-20 #1/4-5	3	
8	65553	(000000-	) Switch, Rocker Dpdt	1	
9	57807	(000000-	) Cover, Rocker Switch Seal	2	
10	57772	(000000-	) Plate-Cover	2	
11	57167	(000000-	) Plugbtn .62H .03-.12 Blacknyl	1	
12	57803	(000000-	) Breaker-Circuit, 15 Resetbl	1	
13	57751	(000000-	) Boot-Circuit Breaker	1	
▽	14	55461	(000000-	) Light Assy, Dome	1
▲		72142	(000000-	) Bulb	1
15	65561	(000000-	) Switch, Rocker Spst	1	
16	10632-12	(000000-	) Grommet,Rbr, 0.38 In	1	
17	71057	(000000-	) Panel, Switch, Cab	1	
18	72049	(000000-	) Cover Wldt	1	
19	01047	(000000-	) Retainer	2	
20	61913	(000000-	) Nut, Isolator, .25-20 Wall Thk .031-.187	3	

Fig. 15 - Cab Dust Kit

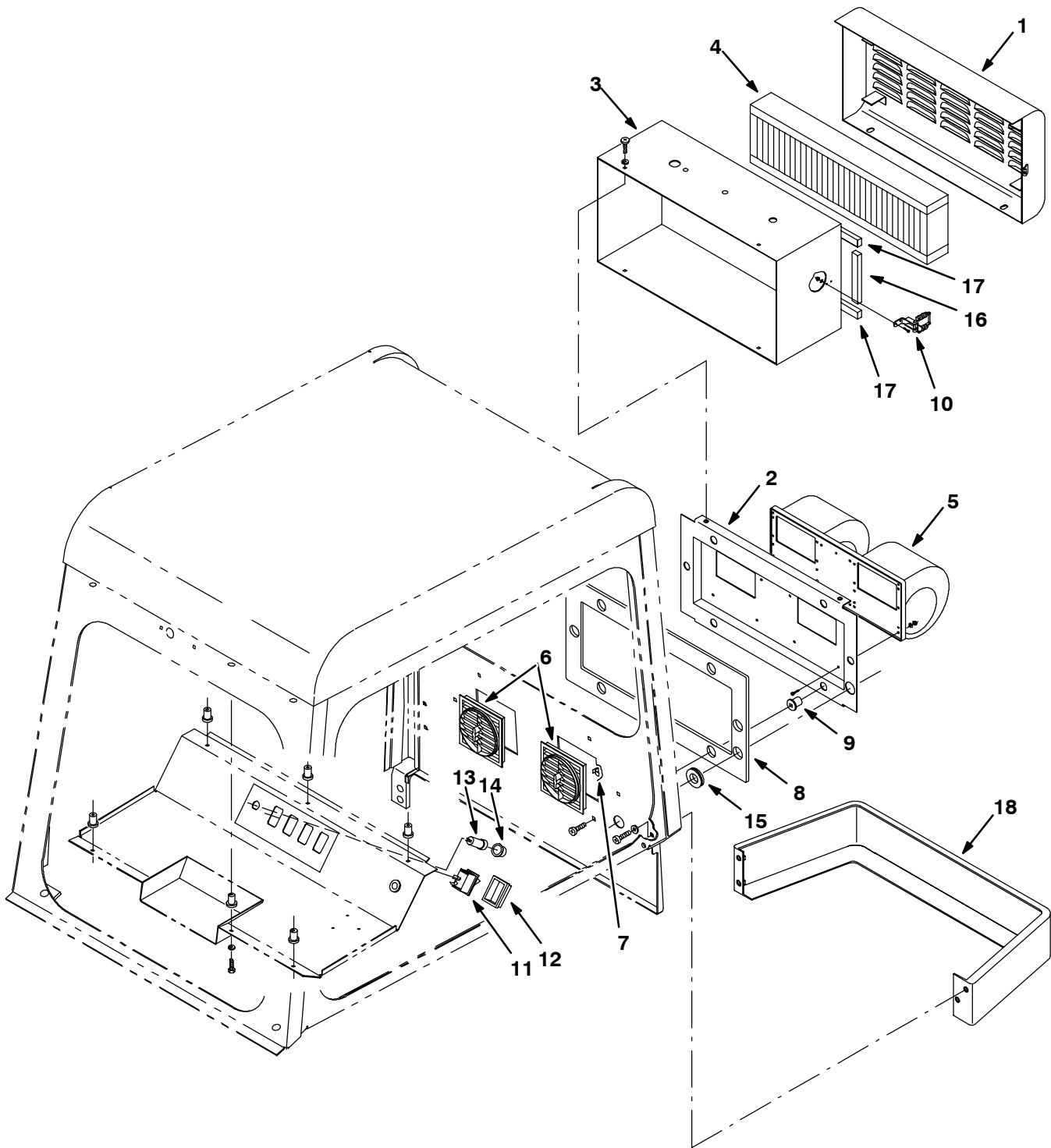


**Fig. 15 - Cab Dust Kit**

*NOTE: Cab Kit, TENNANT Part Number 59511, includes Fig. 11, Fig. 12, Fig. 13, Fig. 14, and Fig. 15.*

	<b>Ref.</b>	<b>Tennant Part No.</b>	<b>Machine Serial Number</b>	<b>Description</b>	<b>Qty.</b>
▽		370115	(000000-	) Cab Dust Kit	1
▲	1	370116	(000000-	) Skirt, Firewall, Rh	1
▲	2	370117	(000000-	) Strip, Velcro 45 Inches Long	1
▲	3	370118	(000000-	) Strip, Velcro 9.75 Inches Long	1
▲	4	370119	(000000-	) Strip, Velcro 11 Inches Long	1
▲	5	370120	(000000-	) Strip, Velcro 15 Inches Long	1
▲	6	370121	(000000-	) Strip, Velcro 12 Inches Long	1
▲	7	370122	(000000-	) Strip, Velcro 16.5 Inches Long	1
▲	8	370129	(000000-	) Strip, Velcro 3.25 Inches Long	1
▲	9	370124	(000000-	) Seal, Seat Side 1x1.5x6.75	1
▲	10	370130	(000000-	) Strip, Velcro	1
▲	11	370125	(000000-	) Seal, Round 1.5Dx2.0L	2
▲	12	370159	(000000-	) Strip, Steel	1
▲	13	12459	(000000-	) Scr-Hxfmgm 6x1.0	11
▲	14	01684	(000000-	) Washer Flt .25 Ss	11

Fig. 16 - Cab Pressurizer Kit (00000-008645)





**Fig. 16 - Cab Pressurizer Kit (000000-008645)**

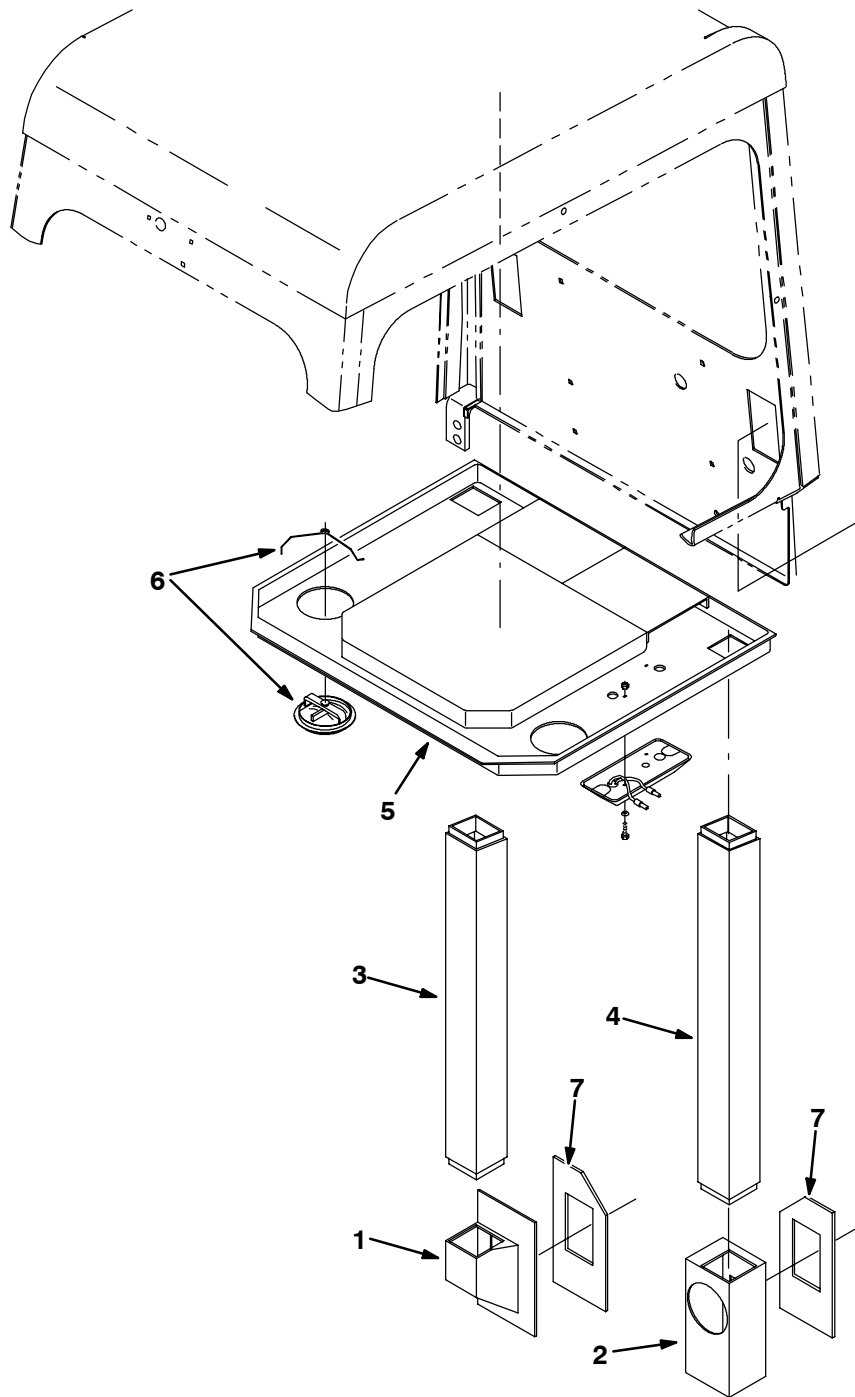
	<b>Ref.</b>	<b>Tennant Part No.</b>	<b>Machine Serial Number</b>	<b>Description</b>	<b>Qty.</b>
▽		72098	(000000-008645 )	Pressurizer Kit Cab 385L	1
▲	1	55213	(000000-008645 )	Housing Wldt, Filter	1
▲	2	59437	(000000-008645 )	Panel, Mtg, Pressurizer	1
▲	3	72080	(000000-008645 )	Cover Wldt, Pressurizer, w/Back-Up Alarm	1
▲	4	59657	(000000-008645 )	Filter, Panel 5.25 X 18.5 X 2	1
▲	5	55042	(000000-008645 )	Blower, Assy	1
▲	6	57536	(000000-008645 )	Louver Assy	2
▲	7	57537	(000000-008645 )	Fastener, Clip-Louver	8
▲	8	55182	(000000-008645 )	Seal, Pressurizer	1
▲	9	55037	(000000-008645 )	Well-Nut .31-18	6
▲	10	37083-1	(000000-008645 )	Catch-No-Strike	2
▲	11	65553	(000000-008645 )	Switch, Rocker Dpdt	1
▲	12	57807	(000000-008645 )	Cover, Rocker Switch Seal	1
▲	13	57803	(000000-008645 )	Breaker-Circuit, 15 Resetbl	1
▲	14	57751	(000000-008645 )	Boot-Circuit Breaker	1
▲	15	10632-18	(000000-008645 )	Grommet,Rbr,0.69ld,For .25Matl	1
▲	16	55404	(000000-008645 )	Seal Foam Rbr .38 .62W 4.4L	2
▲	17	55302	(000000-008645 )	Seal Foam Rbr .38 .62W 18.6L	2
▲	18	55453	(000000-008645 )	Bumper, Pressurizer	1
▲		46236	(000000-008645 )	Clamp, Cable, 0.25 Dia 0.56 wth	1



**Fig. 17 - Cab Heater Kit (000000-008645)**

Ref.	Tennant Part No.	Machine Serial Number	Description	Qty.
▽	59512	(000000-008645 )	Heater Kit 355L	1
▲	1 55220	(000000-008645 )	Channel Wldt, Heater	1
▲	2 57912	(000000-008645 )	Hose, .62 Idx60.00 Lng, Heater	2
▲	3 63810	(000000-008645 )	Clamp-Wormdrive, 0.56- 1.06D	8
▲	4 55459	(000000-008645 )	Fan Assy, Defroster	1
▲	5 55215	(000000-008645 )	Core, Heater	1
▲	6 374514	(000000-008645 )	Motor Assy, Heater W/Fan	1
▲	7 55221	(000000-008645 )	Cover, Heater	1
▲	8 65561	(000000-008645 )	Switch, Rocker Spst	1
▲	9 57807	(000000-008645 )	Cover, Rocker Switch Seal	1
▲	10 10632-12	(000000-008645 )	Grommet, Rbr, 0.38Id, For .12Matl	2
▲	11 55226	(000000-008645 )	Seal, Heater Air	2
▲	12 12083	(000000-008645 )	Valve, Water 1/2 NPTF	1
▲	13 55976	(000000-008645 )	Seal, Foam Rbr .31X.38X	2
▲	14 66195	(000000-008645 )	Fitting, Tee	1
▲	15 11399	(000000-008645 )	Clamp-Wormdrive, 0.81- 1.50D	2
▲	16 12072	(000000-008645 )	Arm, Water Control	1
▲	17 61869	(000000-008645 )	Hose, .62 ID x 24.0 Lng heater	1
▲	18 27767	(000000-008645 )	Ftg-Brs Str Em10/Pm06	1
▲	19 30268	(000000-008645 )	Ftg-Brs E90 Em10/Pm08	2
▲	20 45142	(000000-008645 )	Bolt-U, 1.13 ID	1
▲	21 35296	(000000-008645 )	Bracket, Valve	1
▲	22 374593	(000000-008645 )	Fitting, Flushing Tee	1

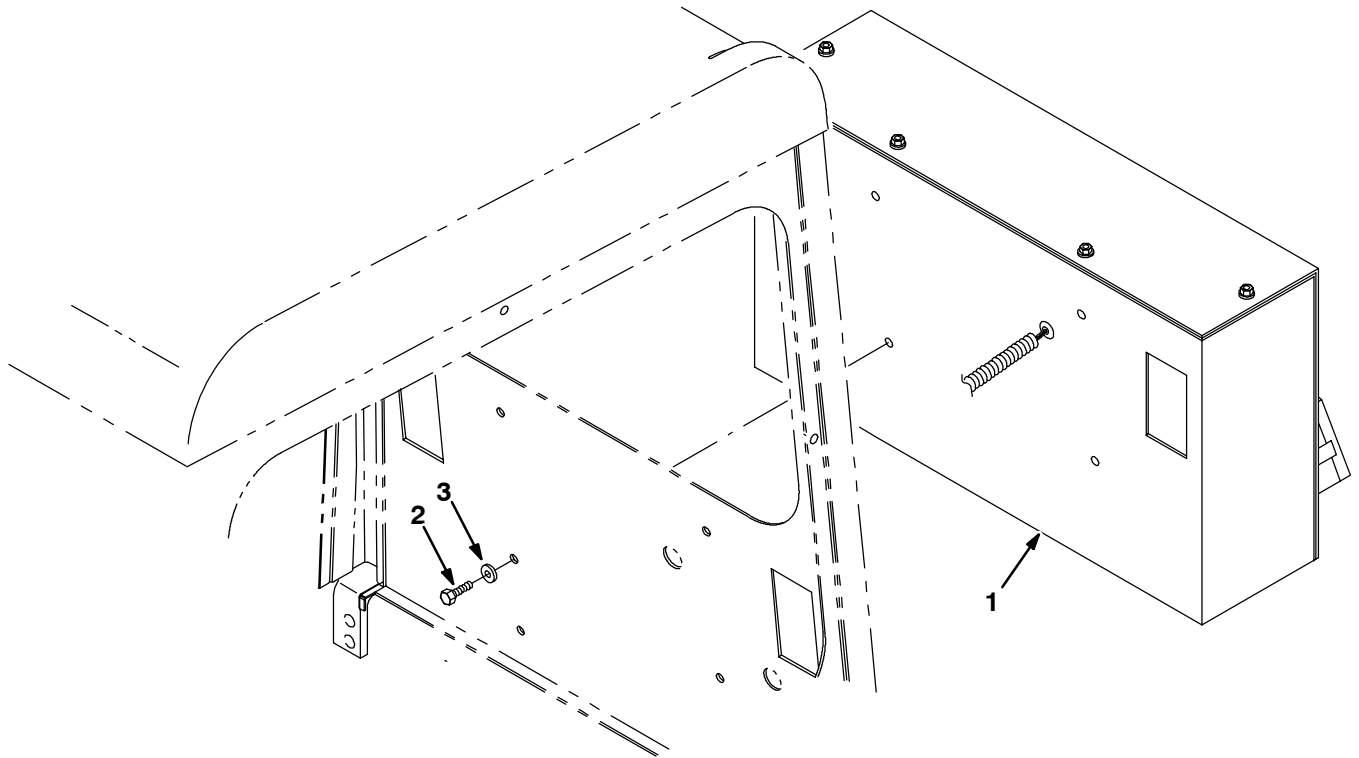
**Fig. 18 - Cab Vent and Duct Group (008646- )**



353529 - IC, NA

Ref.	Tennant Part No.	Machine Serial Number	Description	Qty.
▽	393366	(008646- )	Duct, Air Pkg	1
▲ 1	393391	(008646- )	Duct, Transition, Doorside	1
▲ 2	393392	(008646- )	Duct, Transition, Windowside	1
▲ 3	393393	(008646- )	Duct, Upright, Doorside	1
▲ 4	393394	(008646- )	Duct, Upright, Windowside	1
▲ 5	393395	(008646- )	Headliner, Plenum	1
▲ 6	393396	(008646- )	Diffuser, Air	5
▲ 7	375306	(006518- )	Spacer, Duct	2

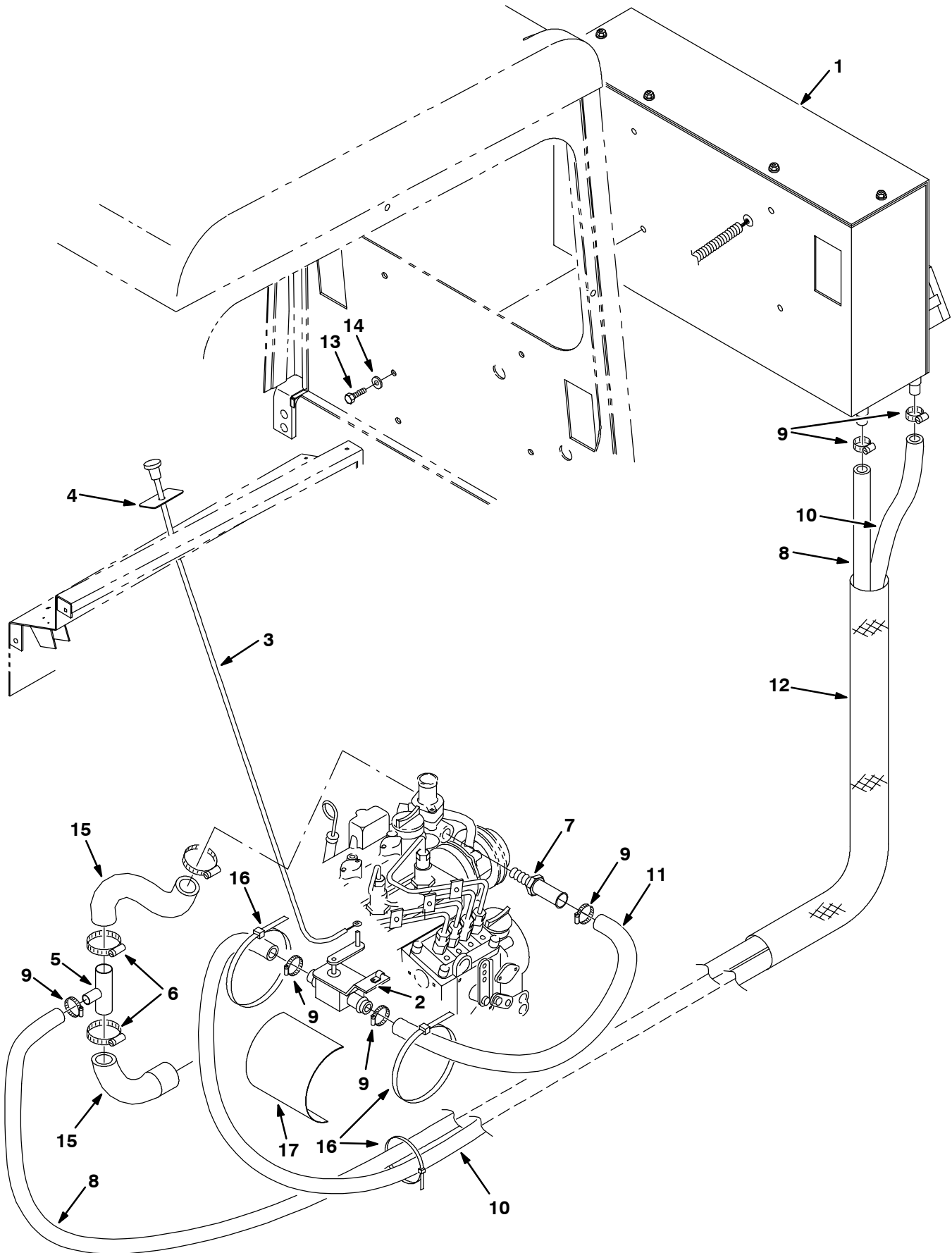
Fig. 19 - Cab Pressurizer Group (008646- )



353530 - IC, NA

Ref.	Tennant Part No.	Machine Serial Number	Description	Qty.
1	393384	(008646- )	Housing Assy Pkg, Pressurizer (See Breakdowns)	1
2	76955	(008646- )	Screw, Hex, .31-18 X 1.00, 5	4
3	32491	(008646- )	Washer, Flt, .31 Std	4

Fig. 20 - Heater and Pressurizer Group (008646- )



**Fig. 20 - Heater and Pressurizer Group (008646- )**

<b>Ref.</b>	<b>Tennant Part No.</b>	<b>Machine Serial Number</b>	<b>Description</b>	<b>Qty.</b>
1	393381	(008646-	) Housing Assy, Pkg, Heater (See Breakdowns)	1
2	393354	(008646-	) Valve, Inline, Temp	1
3	393355	(008646-	) Cable Assy, Push-Pull	1
4	393356	(008646-	) Label, Heat On-Off	1
5	66195	(008646-	) Tube Wldt, Tee, 1.0d 3.0l 0.6d	1
6	11399	(008646-	) Clamp, Hose, Wormdrive, 0.81-1.50d	2
7	27767	(008646-	) Fitting, Brs, Str, Pm06/Em10	1
8	57912	(008646-	) Hose, Heater, E90, 0.62id 60.0 4.0	1
9	63810	(008646-	) Clamp, Hose, Wormdrive, 0.56-1.06d	6
10	393369	(008646-	) Hose, Heater, 0.062id 84l	1
11	393373	(008646-	) Hose, Heater, 0.62id 24l	1
12	34330	(008646-	) Sleeve, Nyl, #37 30.0l	1
13	76955	(008646-	) Screw, Hex, .31-18 X 1.00, 5	4
14	32491	(008646-	) Washer, Flt, .31 Std	4
15	55858	(008646-	) Hose, Coolant, Mold, (Cut in 2)	1
16	763116	(008646-	) Tie, Cable, Nyl, 15.3l . W 4.5 Max D	6
17	36658	(008646-	) Strip, Rbr, 0.06 04.00W 05.0L	6

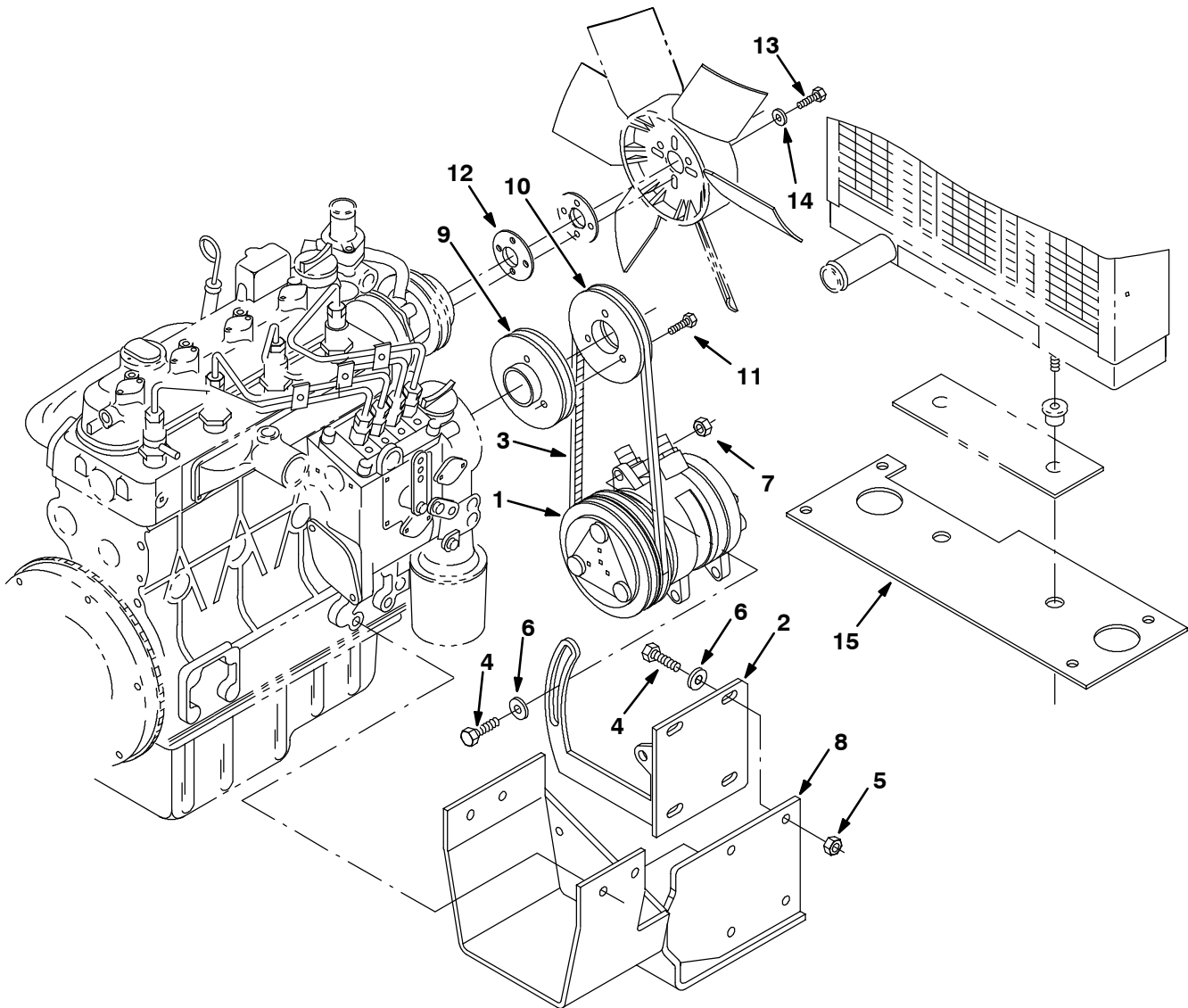




**Fig. 21 - Air Conditioning and Heater Group (008646- )**

<b>Ref.</b>	<b>Tennant Part No.</b>	<b>Machine Serial Number</b>	<b>Description</b>	<b>Qty.</b>
1	393339	(008646-	) Housing Assy Pkg, Evaporator/Heater (See Breakdowns)	1
2	393340	(008646-	) Housing Assy, Pkg, Condenser/Fan (See Breakdowns)	1
3	393326	(008646-	) Hose Assy, Reduced Barrier, Air-Cond	1
4	393327	(008646-	) Hose Assy, Reduced Barrier, Air-Cond	1
5	393328	(008646-	) Hose Assy, Reduced Barrier, Air-Cond	1
6	393354	(008646-	) Valve, Inline, Temp	1
7	393355	(008646-	) Cable Assy, Push-Pull	1
8	393362	(008646-	) Label, Spec, Air-Cond	1
9	393356	(008646-	) Label, Heat On-Off	1
10	66195	(008646-	) Tube Wldt, Tee, 1.0d 3.0l 0.6d	1
11	11399	(008646-	) Clamp, Hose, Wormdrive, 0.81-1.50d	2
12	55858	(008646-	) Hose, Radiator, Lower (Cut in 2)	1
13	27767	(008646-	) Fitting, Brs, Str, Pm06/Em10	1
14	57912	(008646-	) Hose, Heater, E90, 0.62id 60.0 4.0	1
15	393369	(008646-	) Hose, Heater, 0.062id 84l	1
16	34330	(008646-	) Sleeve, Nyl, #37 30.0l	1
17	63810	(008646-	) Clamp, Hose, Wormdrive, 0.56-1.06d	6
18	24593	(008646-	) Screw, Hex, .25-20 X 0.50, Fmg	6
19	19066	(008646-	) Washer, Flt, #10	6
20	76955	(008646-	) Screw, Hex, .31-18 X 1.00, 5	4
21	32491	(008646-	) Washer, Flt, .31 Std	4
22	393373	(008646-	) Hose, Heater, 0.62id 24l	1
23	763116	(008646-	) Tie, Cable, Nyl, 15.3l . W 4.5 Max D	6
24	763113	(008646-	) Tie, Cable, 20.0l, 6.00d Max	2
25	49263	(008646-	) Tie, Cable, Nyl, 11.4l .19w 3.0 Max D	10
26	62595-6	(008646-	) Molding, Trim, .08-.11 07.50	1
27	36658	(008646-	) Strip, Rbr, 0.06 04.00W 05.0L	6

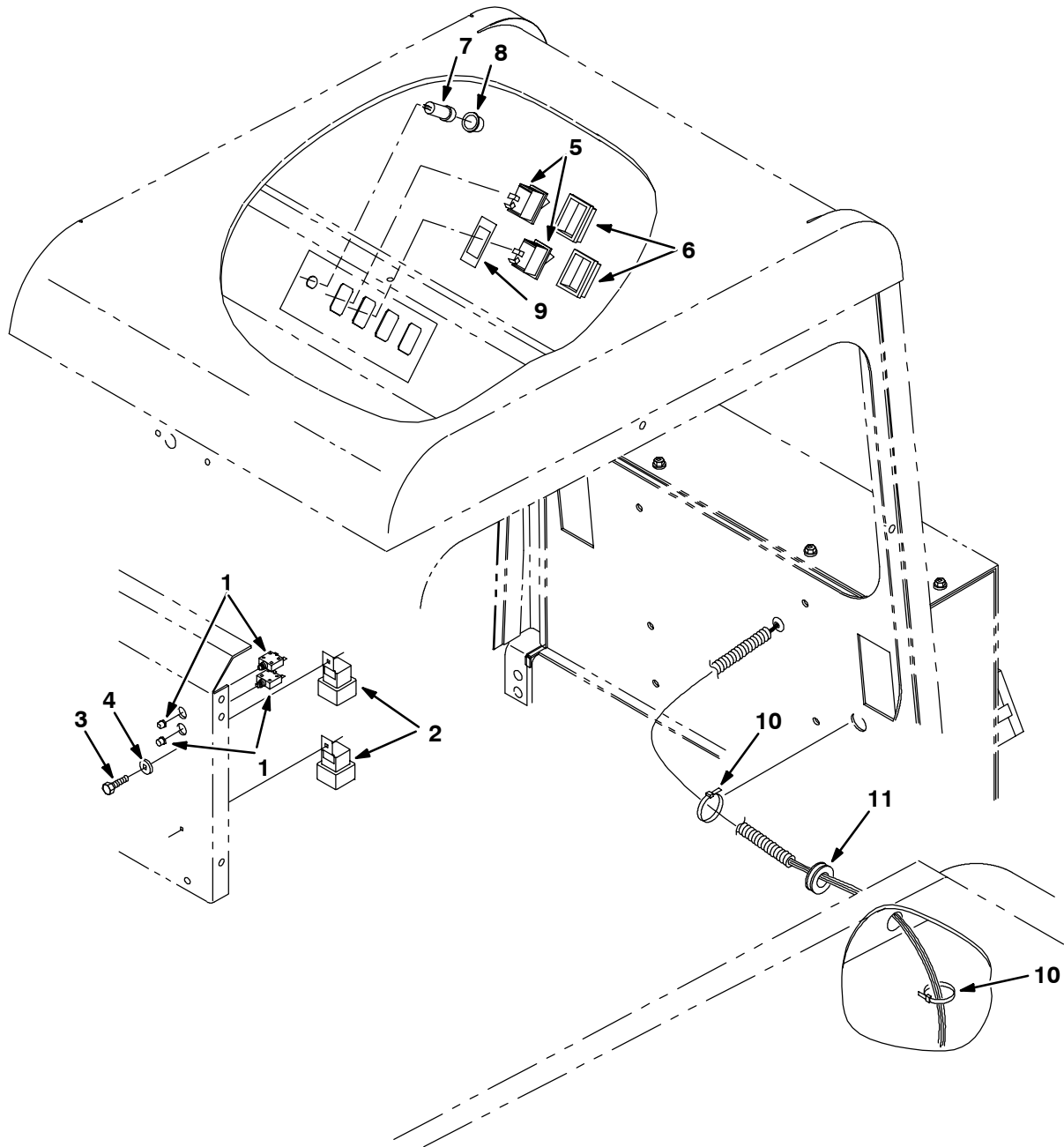
**Fig. 22 - Air Conditioning Compressor Group (008646- )**



353536 - D, NA

Ref.	Tennant Part No.	Machine Serial Number	Description	Qty.
1	393359	(008646- )	Compressor, Air-Cond	1
2	393360	(008646- )	Mount, Compressor	1
3	393361	(008646- )	Belt, V, 29.50I [9295]	1
4	21198	(008646- )	Screw, Hex, .38-16 X 1.25, 5	7
5	50902	(008646- )	Nut, Hex, Lock, .38-16, NI	4
6	32485	(008646- )	Washer, Flt, .38 Sae	7
7	27980	(008646- )	Nut, Hex, Fing, .38-16	3
8	393376	(008646- )	Bracket Wldt, Compressor Mtg, Die	1
9	393370	(008646- )	Pulley, A/C (Kubota Diesel)	1
10	393371	(008646- )	Pulley, Rework, A/C (Kubota Diesel)	1
11	76957	(008646- )	Screw, Hex, .31-18 X 1.50, 5	3
12	393412	(008646- )	Spacer, Fan	1
13	06943	(008646- )	Screw, Hex, M06 X 1.0 X 20, 8.8	3
14	19066	(008646- )	Washer, Flt, #10	3
15	393368	(008646- )	Plate, Mtg, Radiator	1

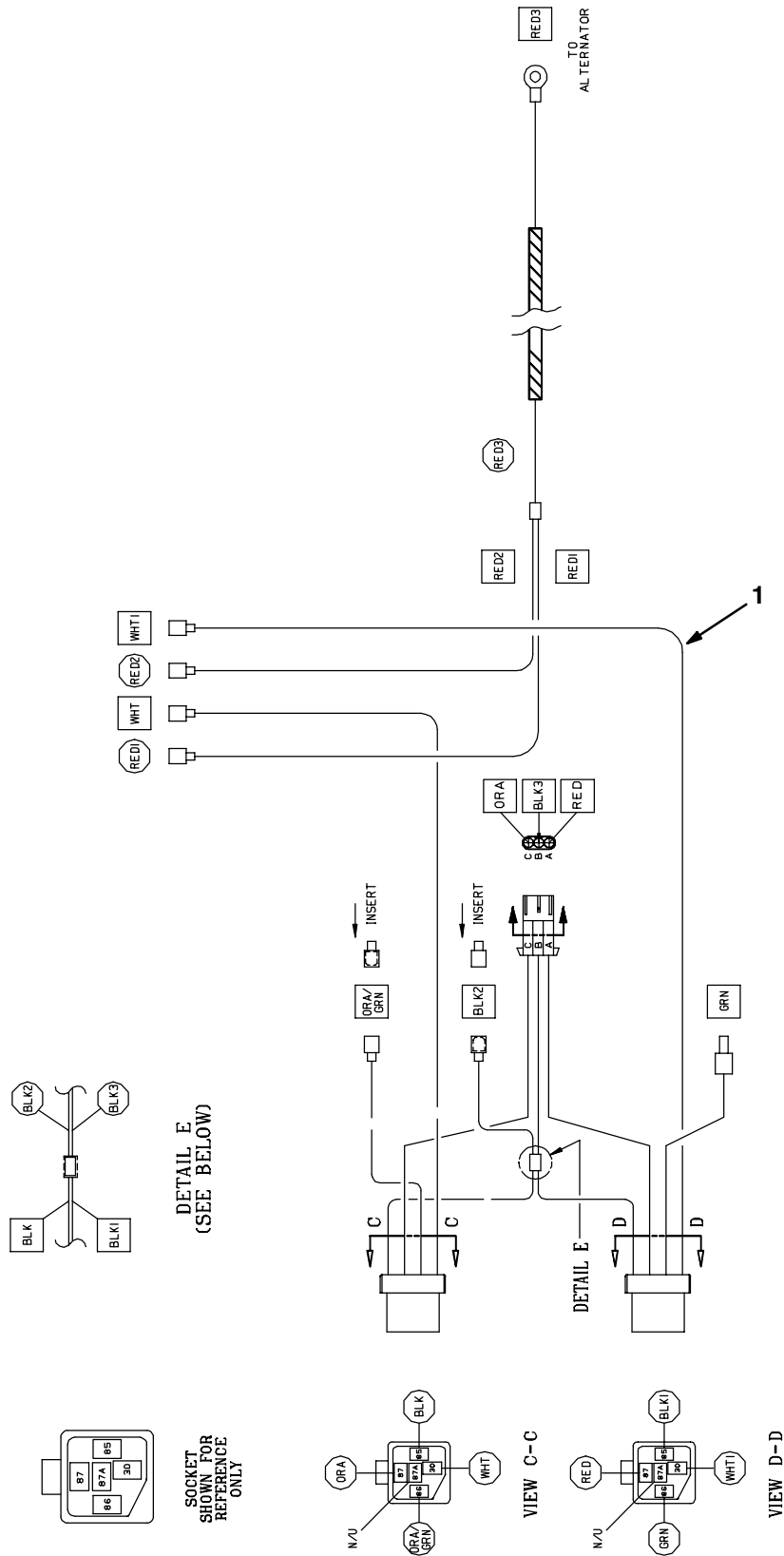
Fig. 23 - Air Conditioning and Heater Electrical Group (008646- )



353537 - IC, NA, JP

Ref.	Tenant Part No.	Machine Serial Number	Description	Qty.
1	383725	(008646- )	Circuitbreaker, 30.0a	2
2	56186	(008646- )	Relay, 12vdc, 40a, Spdt, [Potter]	2
3	24595	(008646- )	Screw, Hex, .25-20 X 1.00, Fmg	2
4	41140	(008646- )	Washer, Lock, Int-Ext, .25	2
5	65561	(008646- )	Switch, Rocker	2
6	57807	(008646- )	Cover, Rocker Switch	2
7	57803	(008646- )	Circuitbreaker, 15.0a, Resetable	1
8	57751	(008646- )	Boot, Circuitbreaker	1
9	393363	(008646- )	Label, Air Cond On-Off	1
10	49263	(008646- )	Tie, Cable, Nyl, 11.4l .19w 3.0 Max D	10
11	10632-18	(008646- )	Grommet, Rbr, 0.69id, F/ 0.1h, .25matl	1

Fig. 24 - Air Conditioning Wire Harness Group (008646- )



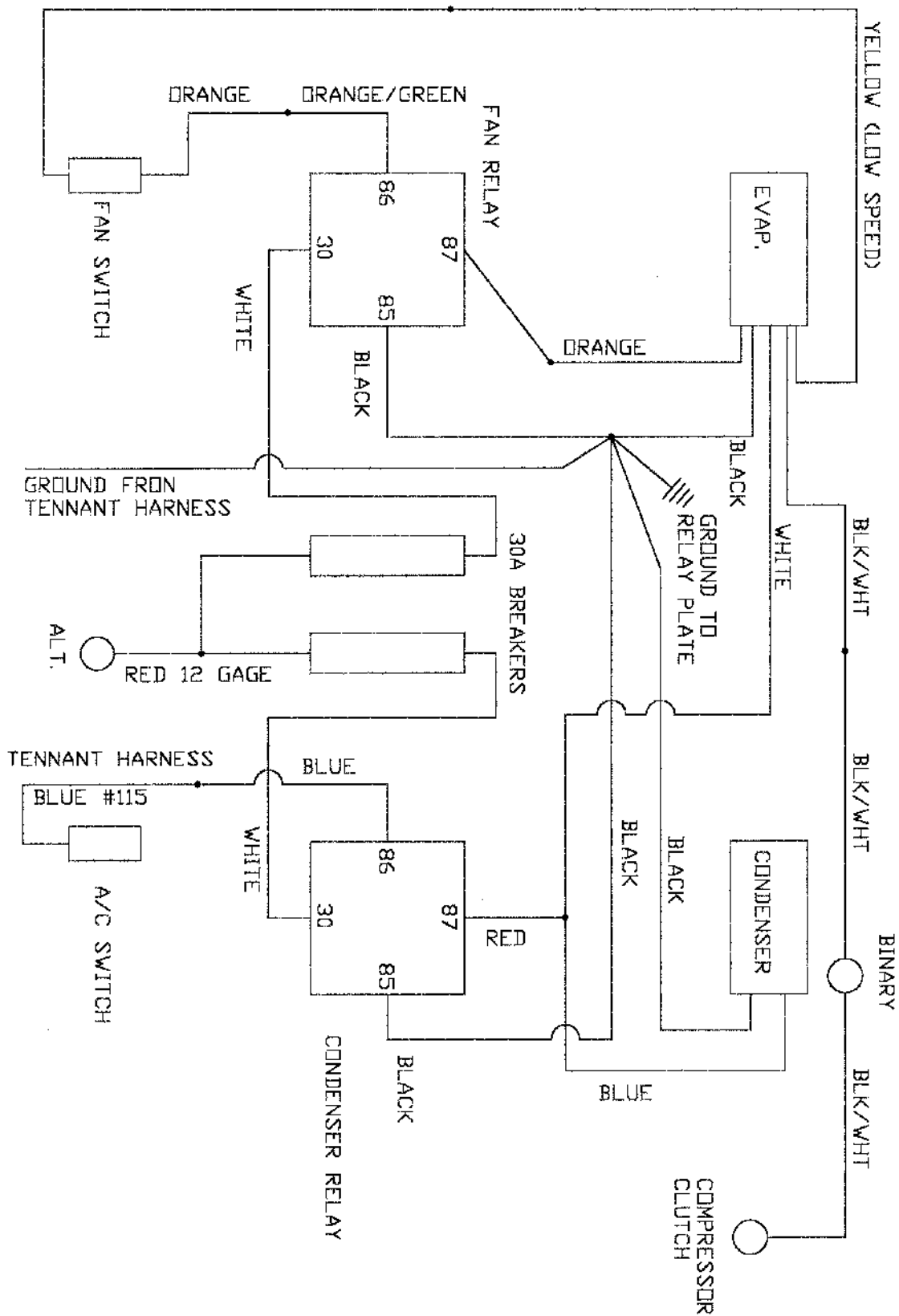
353538 - IC, NA, JP

Ref.	Tenant Part No.	Machine Serial Number	Description	Qty.
1	393413	(008646- )	Harness, AC 6500/6550	1

Fig. 25 - Air Conditioning Electrical Schematic (008646- )

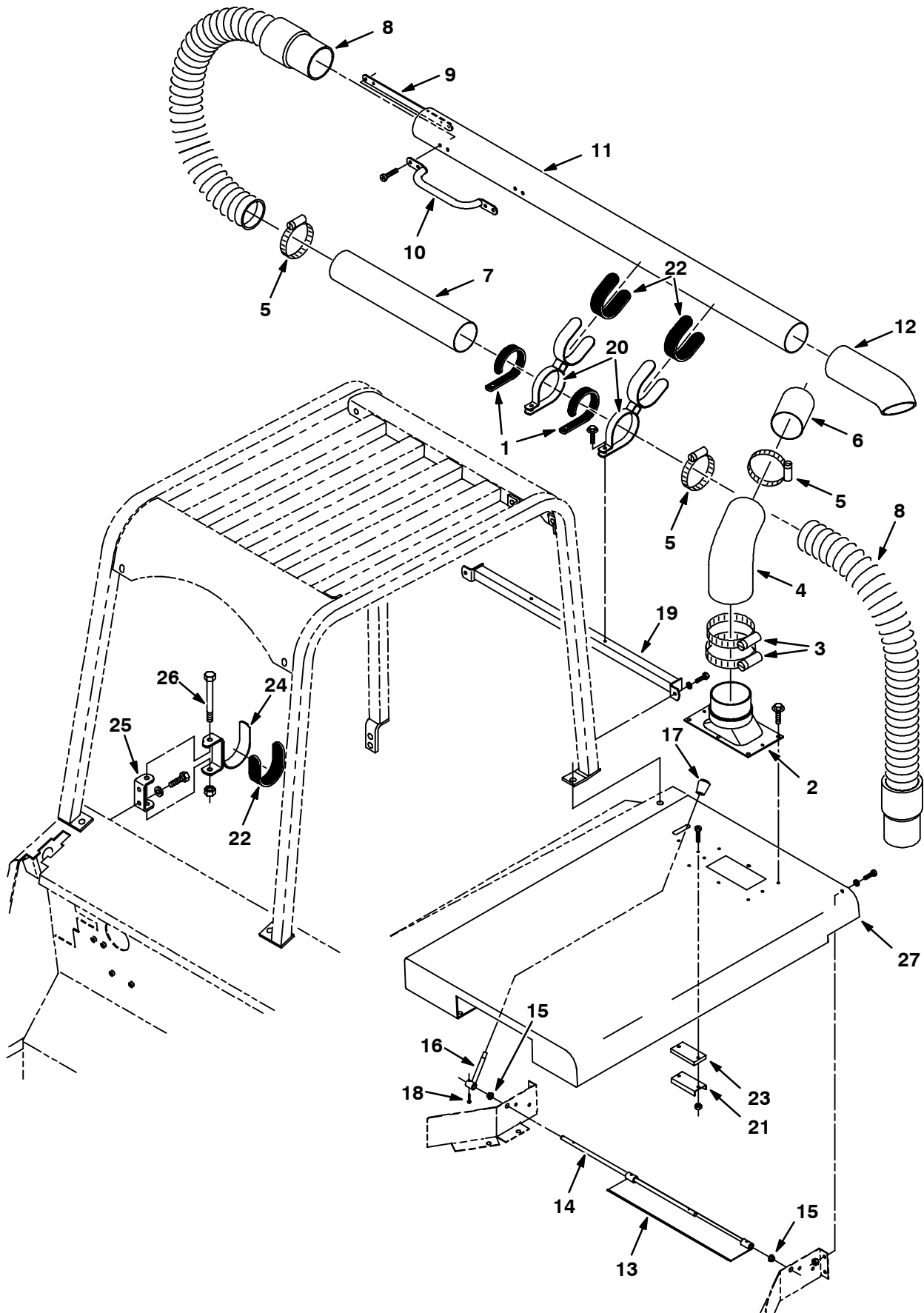
TENNANT HARNESS

YELLOW FROM FAN SWITCH



IC, NA, JP

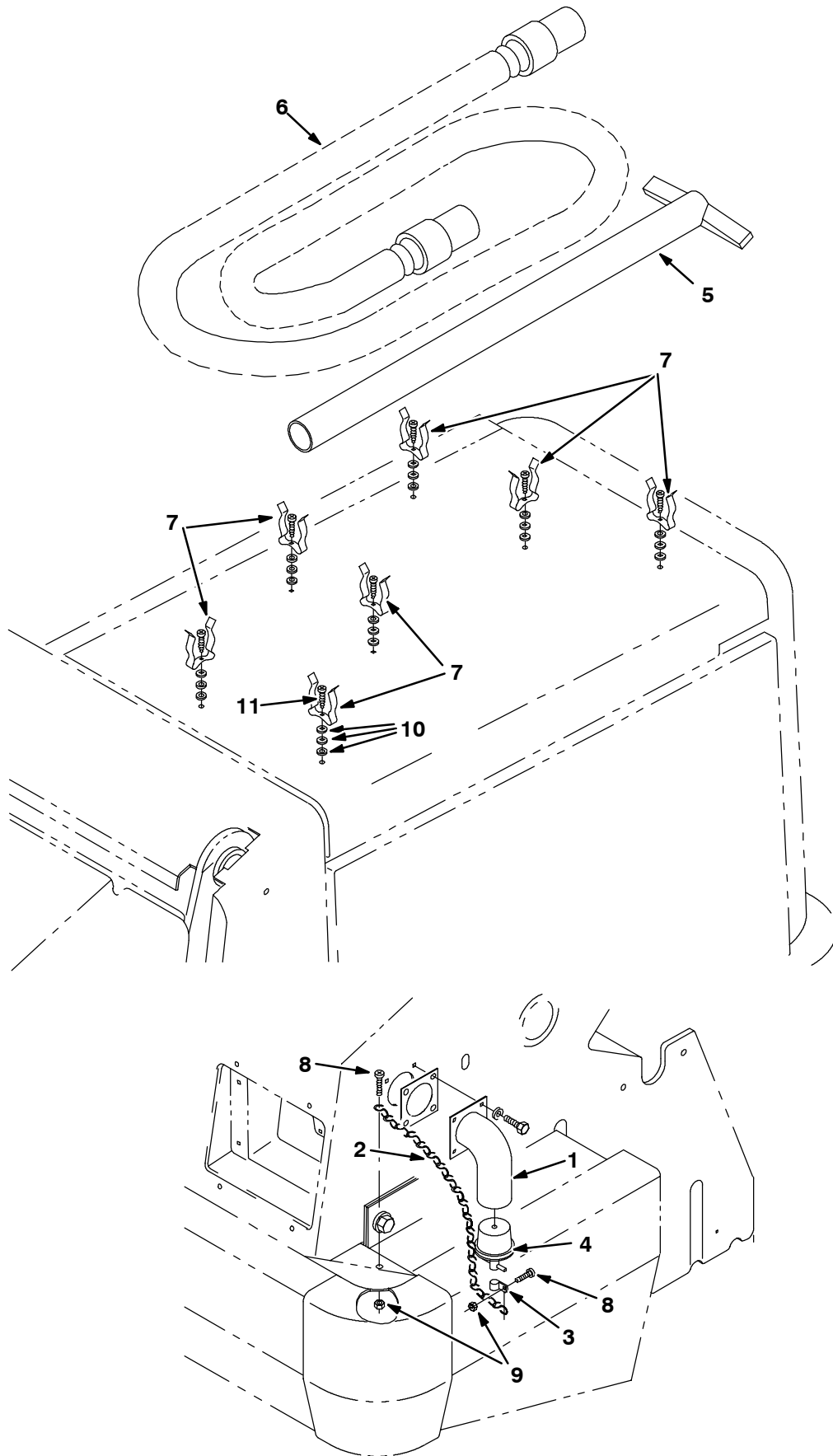
Fig. 26 - Blower Kit, Overhead Guard



**Fig. 26 - Blower Kit, Overhead Guard**

Ref.	Tennant Part No.	Machine Serial Number	Description	Qty.
▽	69984	(000000-	) Blower Kit, W/Ohg	1
▲ 1	71025	(000000-	) Pad, Rubber	2
▲ 2	72143	(000000-	) Duct, Outlet, Blower Wand	1
▲ 3	23498	(000000-	) Clamp-Wormdrive, 3.56- 4.50D	2
▲ 4	59919	(000000-	) Hose, Reducer	1
▲ 5	43555	(000000-	) Clamp-Wormdrive, 1.62- 3.50D	3
▲ 6	53894	(000000-	) Tube, Plastic, 3.0 Od X 4.0Lg	1
▲ 7	53883	(000000-	) Tube, Plastic, 3.0 Od X 16.0Lg	1
▲ 8	64320	(000000-	) Hose& Cuff Assy,Vinyl3.0ldx 24	2
▲ 9	69937	(000000-	) Plate, Backing, Handle	1
▲ 10	32822	(000000-	) Handle, Grab	1
▲ 11	53895	(000000-	) Tube, Plastic, 3.0 Od X 48.0Lg	1
▲ 12	59104	(000000-	) Hose, Rbr	1
▲ 13	59012	(000000-	) Plate Wldt, Blower Wand	1
▲ 14	59013	(000000-	) Shaft, Baffle	1
▲ 15	63469-3	(000000-	) Brg, Snap In - Nyliner .38 Id	2
▲ 16	58881	(000000-	) Lever Wldt, Baffle, Blowr Wand	1
▲ 17	69955	(000000-	) Knob, Black, M8	1
▲ 18	23999-6	(000000-	) Pin,Roll,.09Odx0.75L,.094/.097	1
▲ 19	69958	(000000-	) Tube Wldt, Sppt, Blower Wand	1
▲ 20	55489	(000000-	) Clamp Wldt, Tube, Blower Wand	2
▲ 21	63378	(000000-	) Magnet, Drive Brush	1
▲ 22	69981	(000000-	) Pad, Rubber	3
▲ 23	69953	(000000-	) Plate, Spacer, Magnet	1
▲ 24	74438	(000000-	) Bracket Wldt, Support, Blower	1
▲ 25	74439	(000000-	) Bracket, Mtg, Tube	1
▲ 26	34877	(000000-	) Scr Hex M10X1.5 100	1
▲	59768	(000000-	) Label Set, Operational 355L	1
27	69935	(000000-	) Cover Weldt, Engine, Blower Wand	1

Fig. 27 - Vacuum Wand Kit

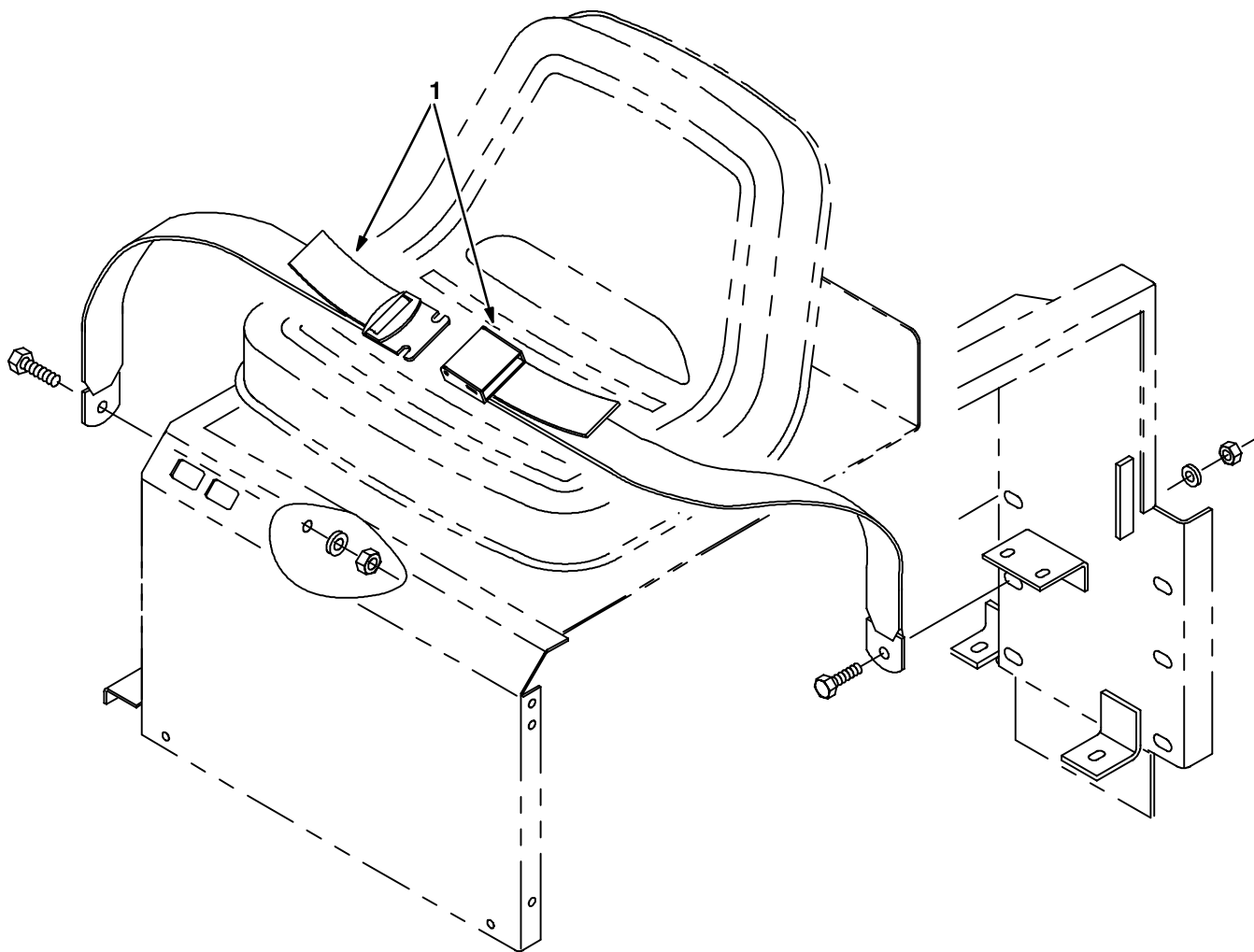




**Fig. 27 - Vacuum Wand Kit**

	<b>Ref.</b>	<b>Tennant Part No.</b>	<b>Machine Serial Number</b>	<b>Description</b>	<b>Qty.</b>
▽		59540	(000000-	) Wand Kit, Vac	1
▲	1	55964	(000000-	) Adaptor Wldt, Vac Wand	1
▲	2	375227	(000000-	) Chain,Jack#12, 09.0L 12Links	1
▲	3	26395-2	(000000-	) Clamp-Cable, 0.38Dia 0.38Wth	1
▲	4	42124	(000000-	) Plug, Drain	1
▲	5	54012	(000000-	) Wand Weldment	1
▲	6	54009	(000000-	) Hose&2Cuff Assy,Vinyl2.0ld10Ft	1
▲	7	67004	(000000-	) Clip-Finger Grip	7
▲	8	06927	(000000-	) Screw, Pan, M04x0.7x16, 4.8	2
▲	9	02850	(000000-	) Nut, Hex, Lock, M04x0.7, NI	2
▲	10	19066	(000000-	) Washer, Flt, #10	28
▲	11	71026	(000000-	) Screw, Hex, M04x0.7x20, Fmg	7

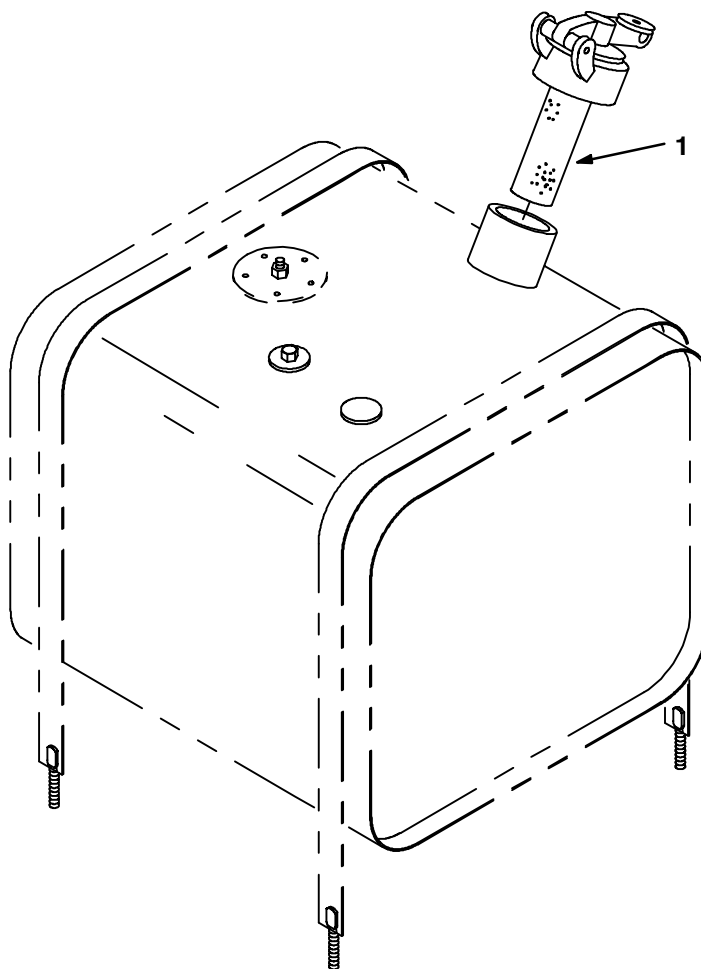
**Fig. 28 - Seat Belt Kit**



07481 - ALL

Ref.	Tennant Part No.	Machine Serial Number	Description	Qty.
▽	59384	(000000- )	Seat Belt Kit 355L	1
▲ 1	30533	(000000- )	Belt, Seat	1

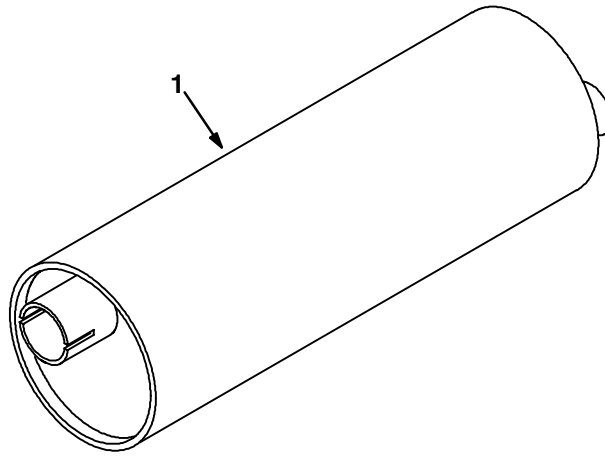
Fig. 29 - Protectoseal Fuel Tank Cap Group



07471 - G, D

Ref.	Tennant Part No.	Machine Serial Number	Description	Qty.
1	02506-6	(000000- )	Gas Cap, Protectoseal	1

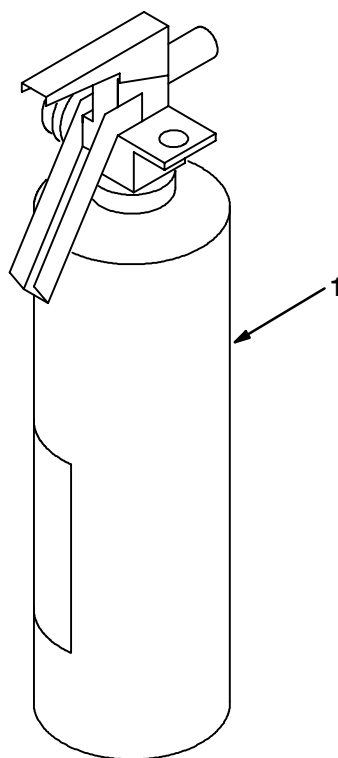
**Fig. 30 - Spark Arrest Muffler Group**



07518 - IC

<b>Ref.</b>	<b>Tennant Part No.</b>	<b>Machine Serial Number</b>	<b>Description</b>	<b>Qty.</b>
1	53417	(000000-	) Muffler, Spark Arresting	1

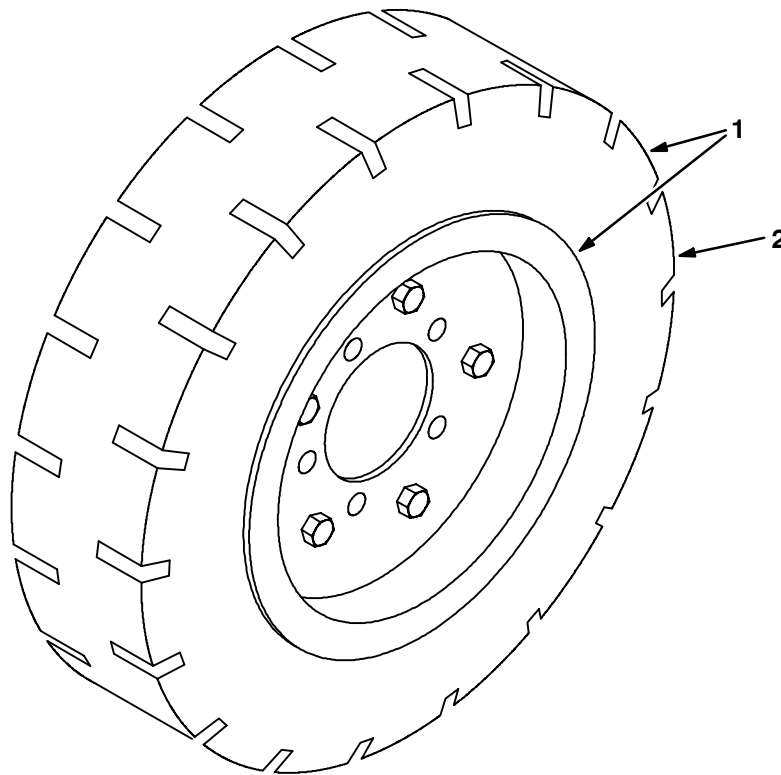
Fig. 31 - Fire Extinguisher Kit



07516 - NA

	Ref.	Tennant Part No.	Machine Serial Number	Description	Qty.
▽		59388	(000000-	) Extinguisher Kit Fire 355L	1
▲	1	25312	(000000-	) Extinguisher, Fire	1

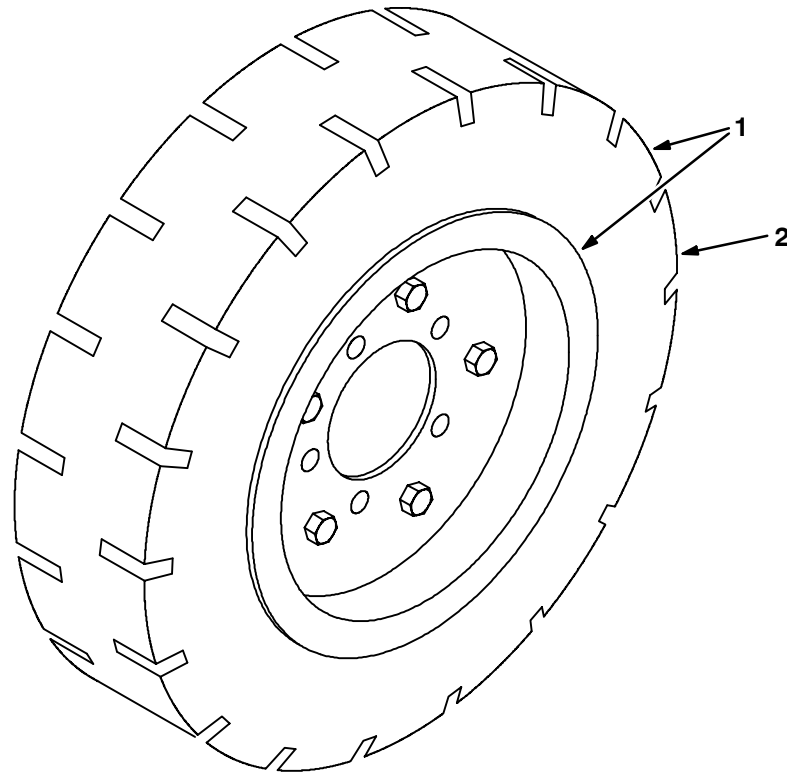
**Fig. 32 - Soft Ride Non Marking Tire And Wheel Assembly**



07515 - IC

	<b>Ref.</b>	<b>Tennant Part No.</b>	<b>Machine Serial Number</b>	<b>Description</b>	<b>Qty.</b>
▽	1	71022	(000000- )	Tire and Whl. Assy, Soft Ride Solid	1
▲	2	61488	(000000- )	Tire, Solid, Tan, Non Marking	1

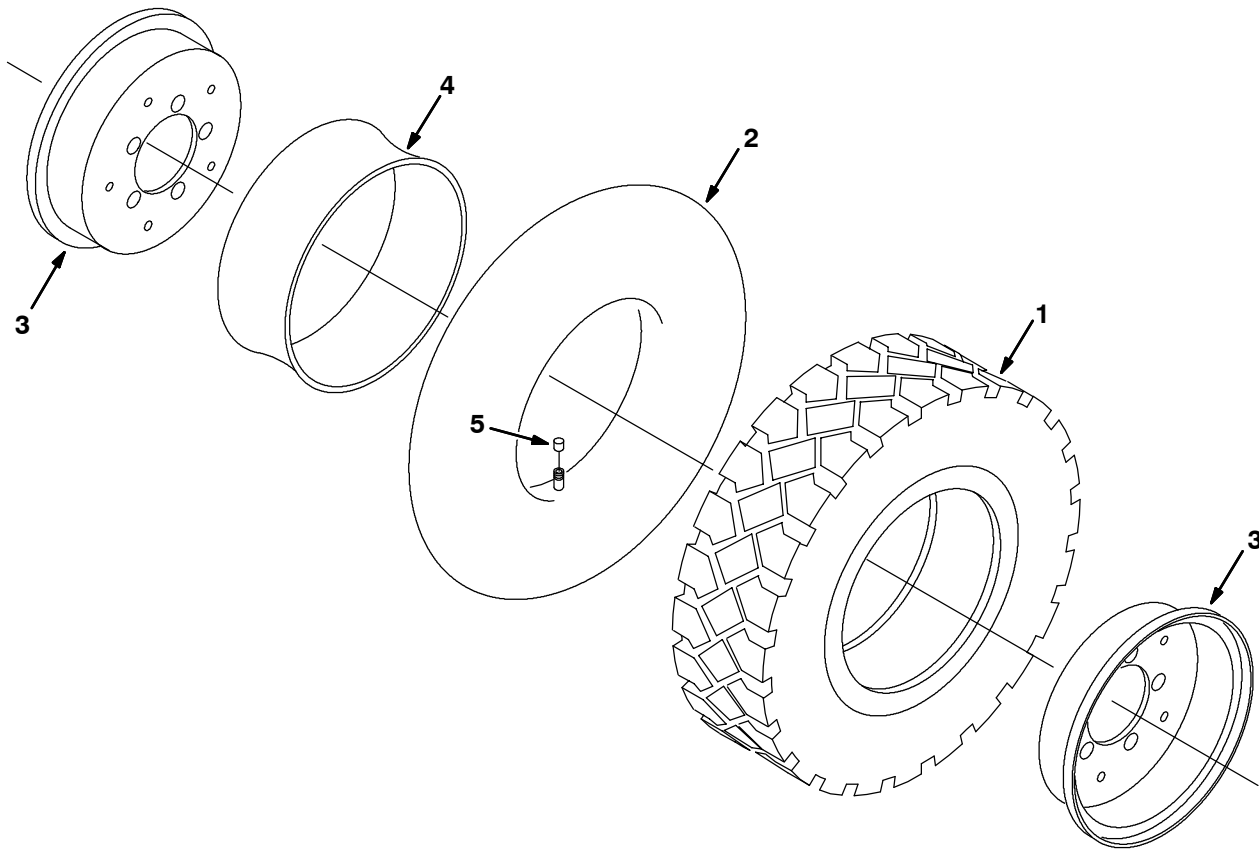
Fig. 33 - Soft Ride Tire And Wheel Assembly



07515 - IC, NA, JP

	Ref.	Tennant Part No.	Machine Serial Number	Description	Qty.
▽	1	53817	(000000-	) Tire and Whl. Assy, Soft Ride Solid	1
▲	2	53816	(000000-	) Tire, Solid, Black	1

**Fig. 34 - Hi-Wear Tire And Wheel Assembly**

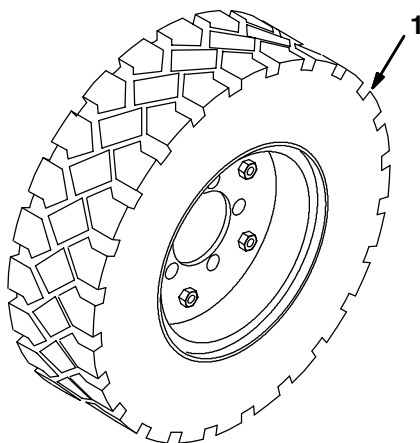


10932 - IC, NA, JP

Ref.	Tennant Part No.	Machine Serial Number	Description	Qty.
▽	70278	(000000-	) Tire&Rim Assy, Hi-Wear 5.00R-8	1
▲	1 70279	(000000-	) Tire, Hi-Wear 5.70/5.00R-8	1
▲	2 70280	(000000-	) Tube, Inner 5.00R-8, Js2 Valve	1
▲	3 70281	(000000-	) Rim Assy, 4.25" Bead x .188 Stl	1
▲	4 53819-2	(000000-	) Flap, Tire-Tube ,570/500-8	1
▲	5 45786	(000000-	) Cap, Valve Stem	1



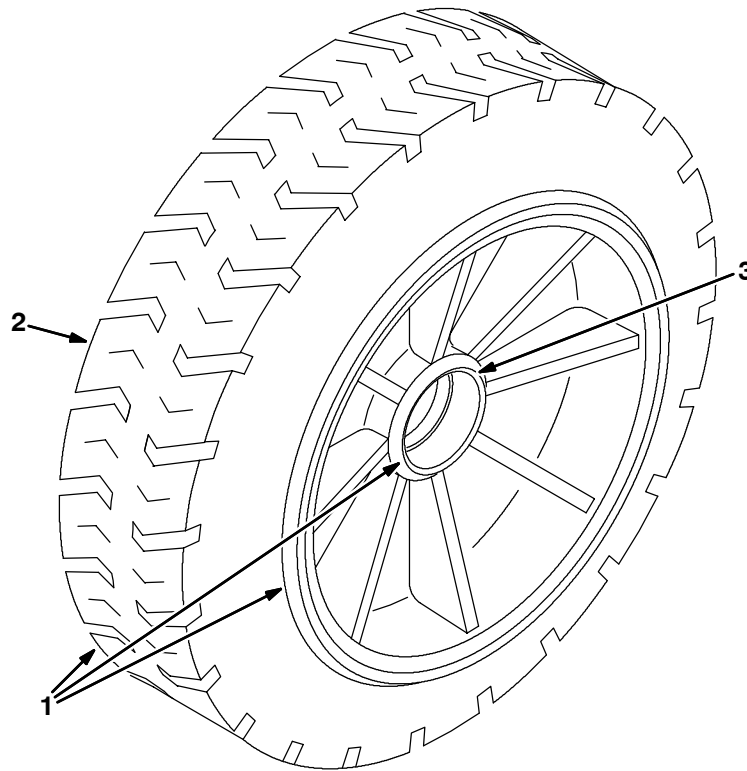
Fig. 35 - Foam Filled Tire Assembly



353654 - IC, NA, JP

Ref.	Tennant Part No.	Machine Serial Number	Description	Qty.
1	374602	(000000-	) Tire Assy, Pneu, 570/500-08 4.5BC/5Bolt	1

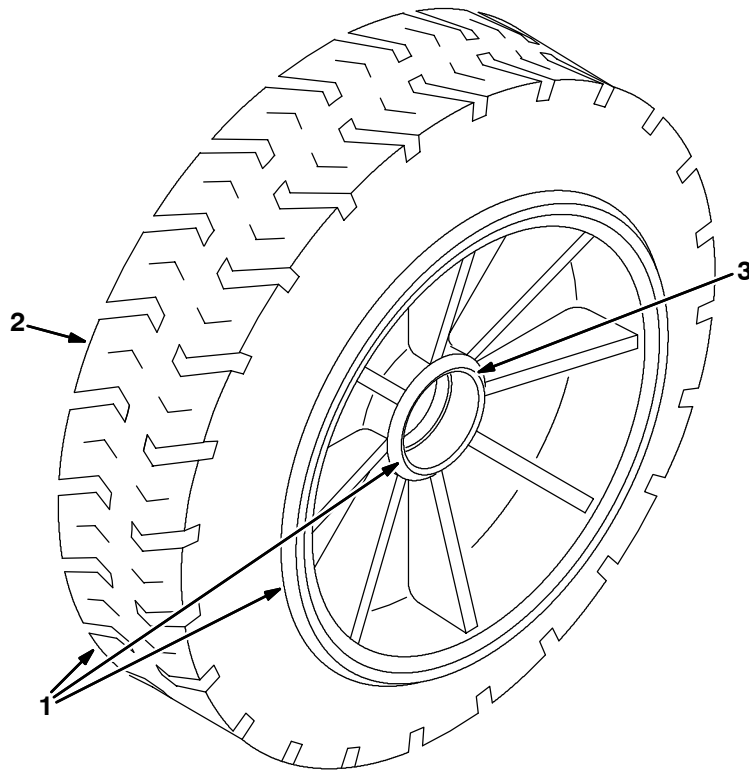
**Fig. 36 - Solid Non Marking Turf Tire And Wheel Assembly**



352366 - All

	<b>Ref.</b>	<b>Tennant Part No.</b>	<b>Machine Serial Number</b>	<b>Description</b>	<b>Qty.</b>
▽	1	374689	(000000-	) Tire & Wheel Assy, Solid Non Marking Turf 18X7	1
▲	2	374688	(000000-	) Tire, Solid 18X7 Turf, Non Marking	1
▲	3	51338	(000000-	) Bearing, Cup, 2.56Dia 0.55W	2

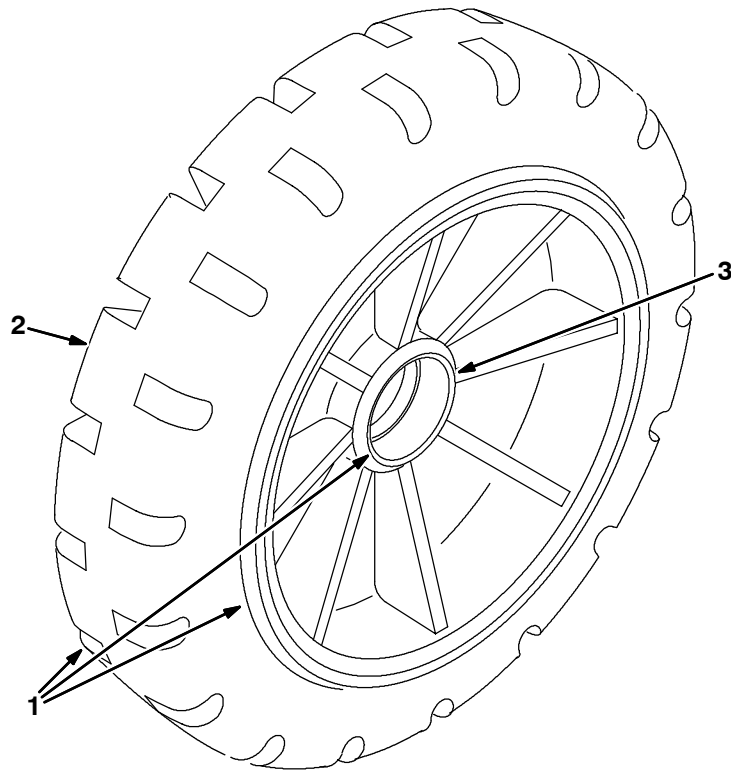
Fig. 37 - Solid Turf Tire And Wheel Assembly



352366 - IC, NA, JP

	Ref.	Tennant Part No.	Machine Serial Number	Description	Qty.
▽	1	374605	(000000-	) Tire & Wheel Assy, Solid Turf 18X7	1
▲	2	374604	(000000-	) Tire, Solid 18X7 Turf	1
▲	3	51338	(000000-	) Bearing, Cup, 2.56Dia 0.55W	2

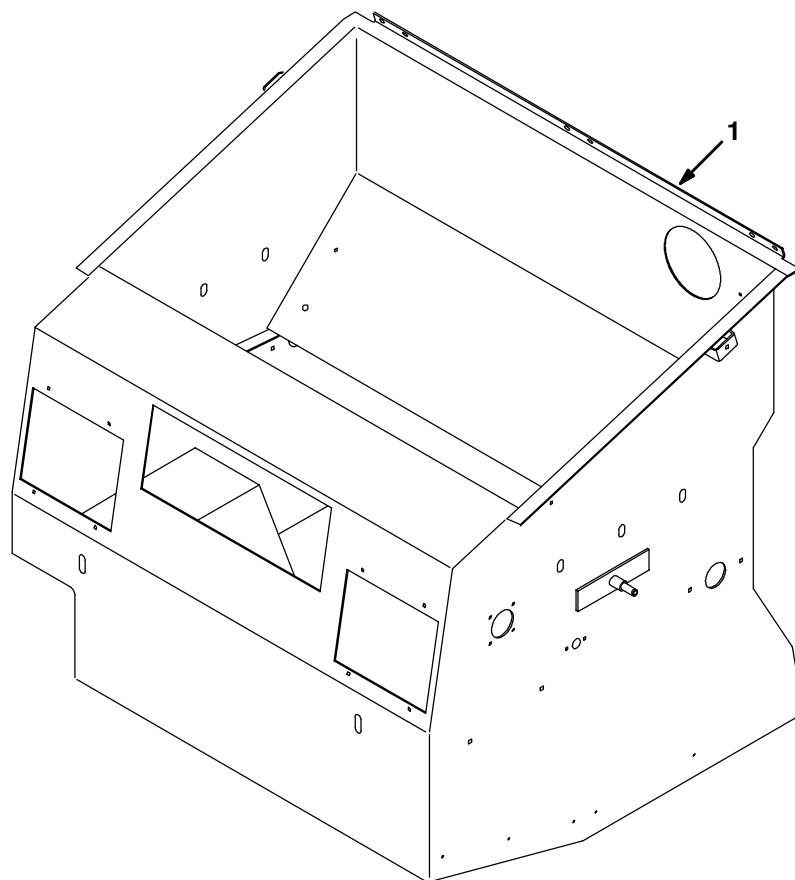
**Fig. 38 - Solid Non Marking Tire And Wheel Assembly**



352368 - IC, NA, JP

	<b>Ref.</b>	<b>Tennant Part No.</b>	<b>Machine Serial Number</b>	<b>Description</b>	<b>Qty.</b>
▽	1	374608	(000000-	) Tire & Wheel Assy, Solid Nonmark	1
▲	2	374607	(000000-	) Tire, Solid 18X5 Nonmark	1
▲	3	51338	(000000-	) Bearing, Cup, 2.56Dia 0.55W	2

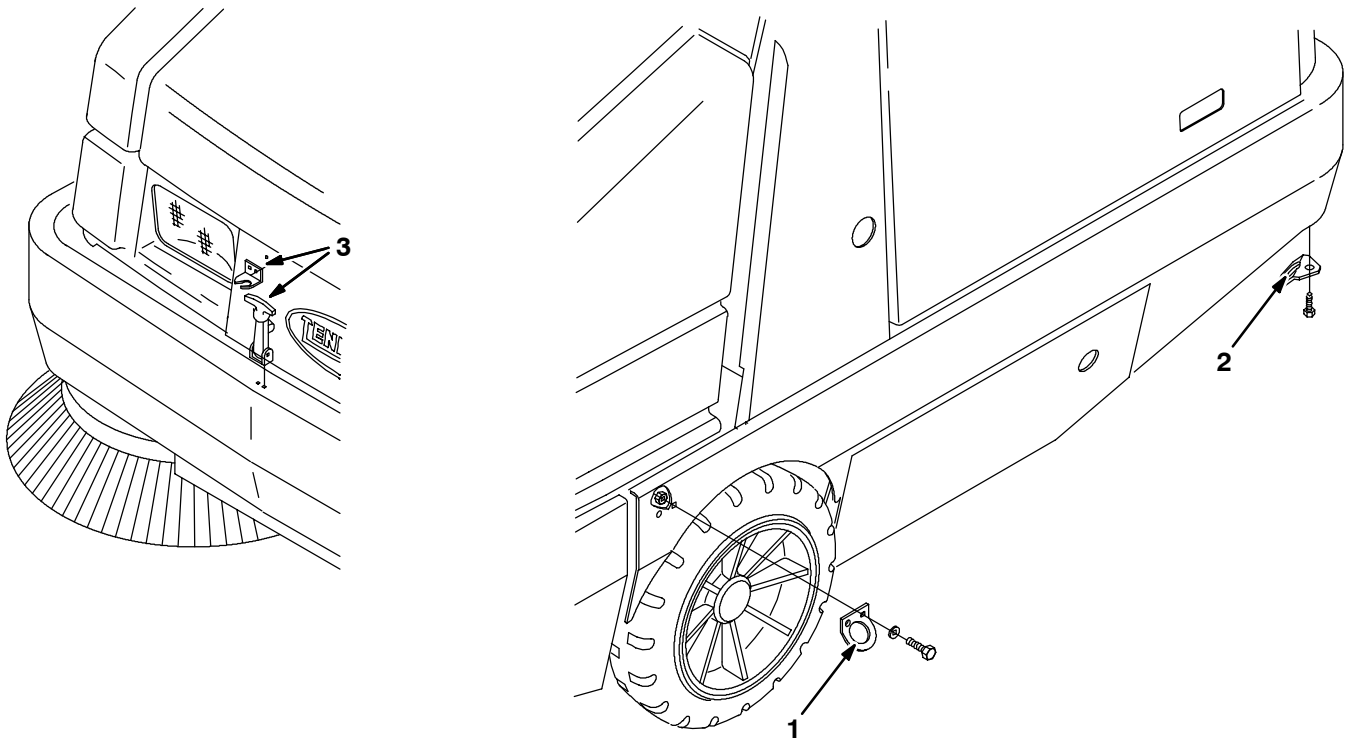
Fig. 39 - Stainless Steel Hopper Group



10930 - NOT 6550 CE

Ref.	Tennant Part No.	Machine Serial Number	Description	Qty.
1	379625	(000000-	) Hopper Wldt, 6550 Ss	1

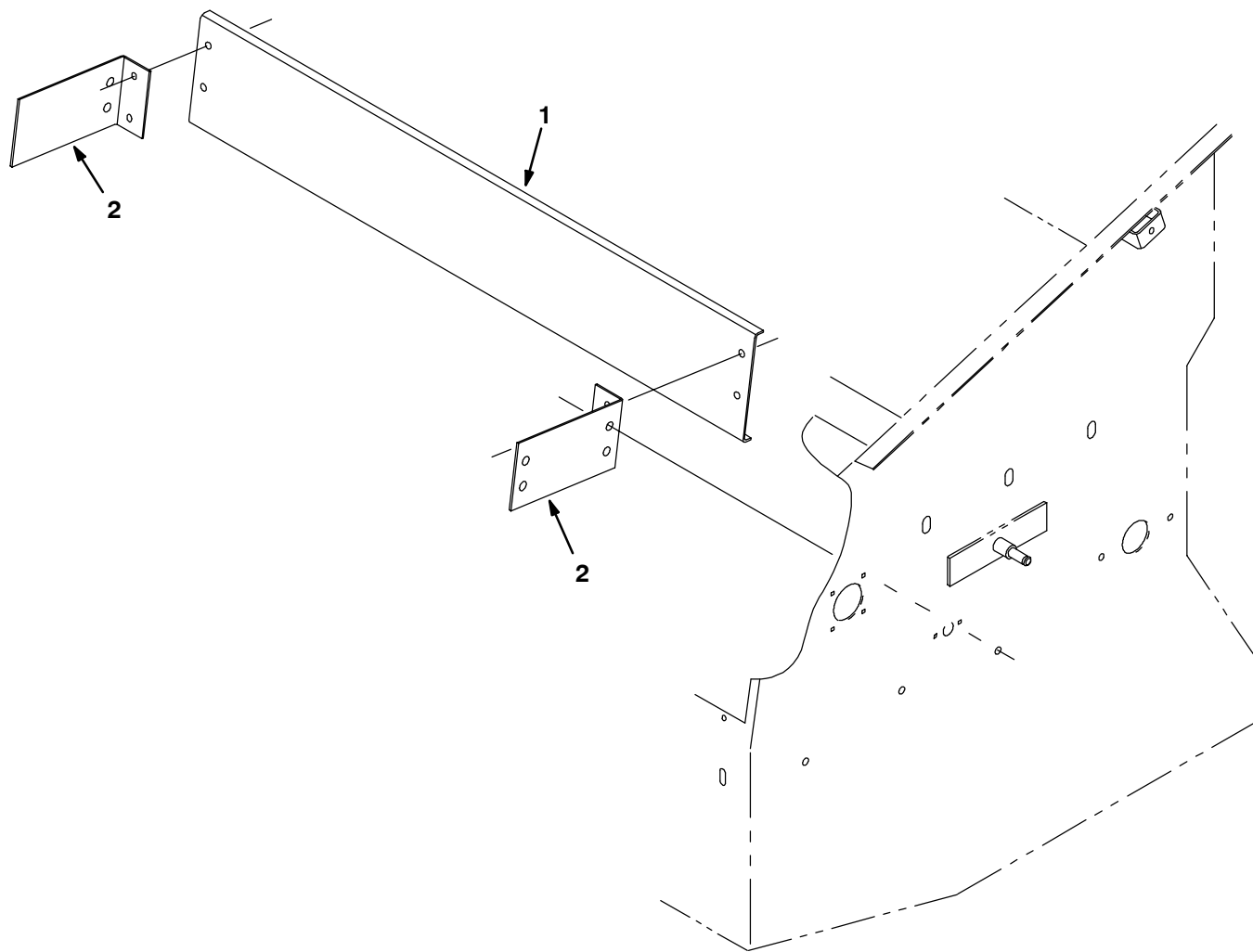
**Fig. 40 - Transport Group**



07520 - 6550, NA

Ref.	Tennant Part No.	Machine Serial Number	Description	Qty.
1	82196	(000000- )	Bracket, Tiedown	2
2	14983	(000000- )	Bracket, Tiedown	2
3	11636	(000000- )	Latch, Draw, Flexible	1

Fig. 41 - Auxiliary Side Brush Hopper Deflector Group



08615 - 6550, IC

Ref.	Tennant Part No.	Machine Serial Number	Description	Qty.
1	379742	(000000- )	Plate, Deflector	1
2	32791	(000000- )	Bracket, Deflector	2

Fig. 42 - Auxiliary Side Brush Motor Group

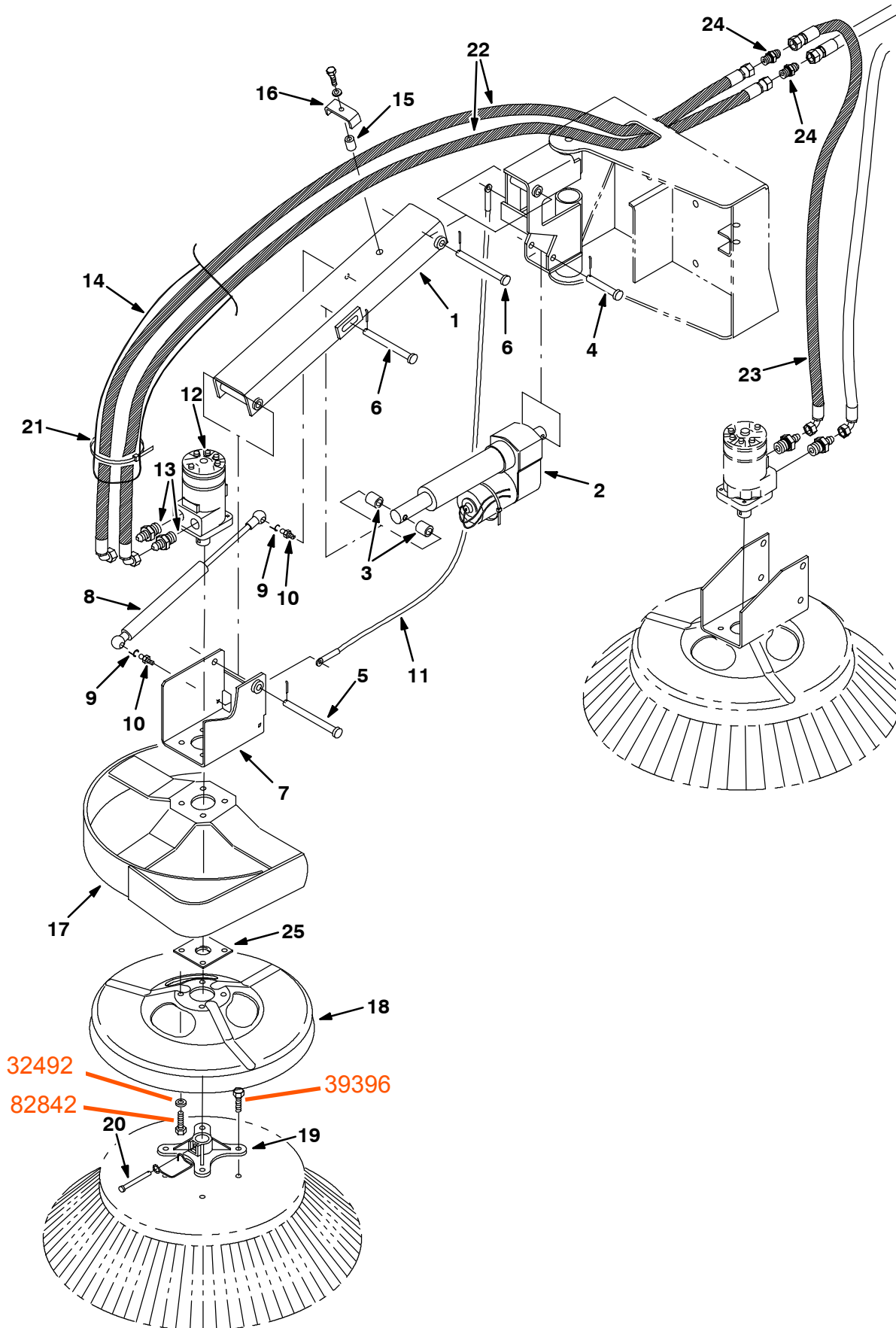
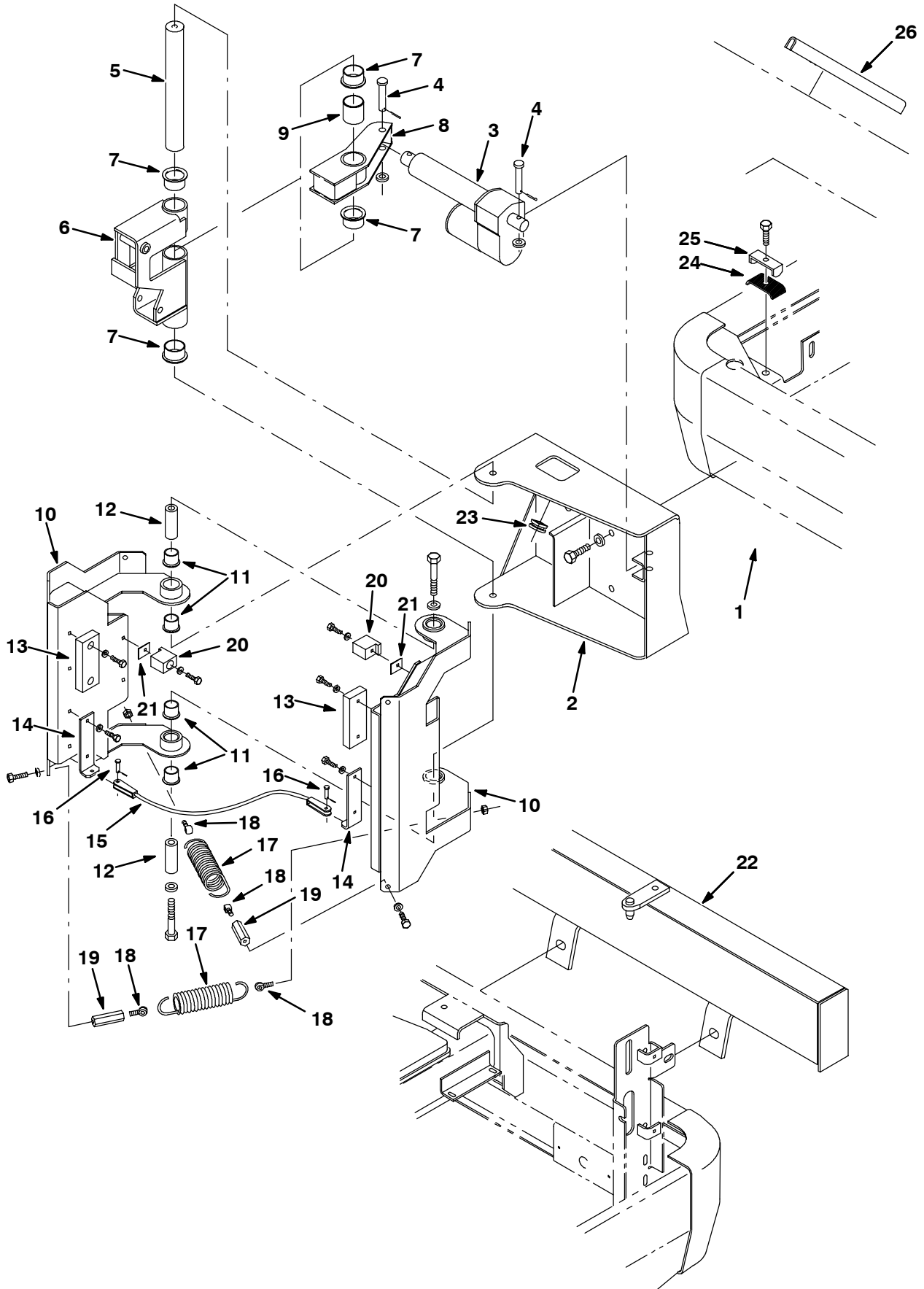




Fig. 42 - Auxiliary Side Brush Motor Group

Ref.	Tennant Part No.	Machine Serial Number	Description	Qty.
1	55778	(000000-	) Arm Wldt	1
2	55776	(000000-	) Actuator, 12V 4.0Strk 250Lb	1
3	55834	(000000-	) Sleeve, .562B .88D .97 Stl	2
4	23683	(000000-	) Pin,Clevis,0.50 Dia.X 3.00 Lg	1
5	51225	(000000-	) Pin,Clevis,0.50 Dia.X 5.50 Lg	1
6	51538	(000000-	) Pin,Clevis,0.50 Dia.X 5.00 Lg	2
7	55793	(000000-	) Bracket Wldt, Mtg, Motor	1
8	82334	(000000-	) Spring-Gas 120Lb 6.3 Stroke	1
9	64595	(000000-	) Clip, Safety	2
10	58494	(000000-	) Stud, Ball, Gas Spring	2
11	35298	(000000-	) Cable, Motor Bracket	1
12	53435	(000000-008247	) Motor, Hyd Gear Replaced by 374628 (See Breakdowns)	1
12	373340	(008248-	) Motor, Hyd Gear In (See Breakdowns)	1
13	47508	(000000-	) Ftg-Hyd Str Jm06/Om10	2
14	35484	(000000-	) Sleeve-Nyln #24 45.0L	1
15	09900-1	(000000-	) Sleeve, .260B .50D .75 Pnt.Gr	1
16	51715	(000000-	) Clamp, Hose	1
17	55823	(000000-	) Guard Wldt, Brush	1
18	53984	(000000-	) Guard, Brush	1
19	47501	(000000-	) Hub, Brush Adaptor, 1.00B	1
20	84581	(000000-	) Pin Assy, Side Brush W/Clip	1
21	49266	(000000-	) Tie, Cable 1.75D Max 7.50Lg	13
22	31566	(000000-	) Hose-Hyd Med06 Jf/J9	2
23	01999	(000000-	) Hose-Hyd Med06 Jf/J9	1
24	15803	(000000-	) Ftg-Hyd Str Jm06/Jm06	2
25	16082	(000000-	) Guard, String, Motor, Brush	1

**Fig. 43 - Auxiliary Side Brush Pivot Group**



**Fig. 43 - Auxiliary Side Brush Pivot Group**

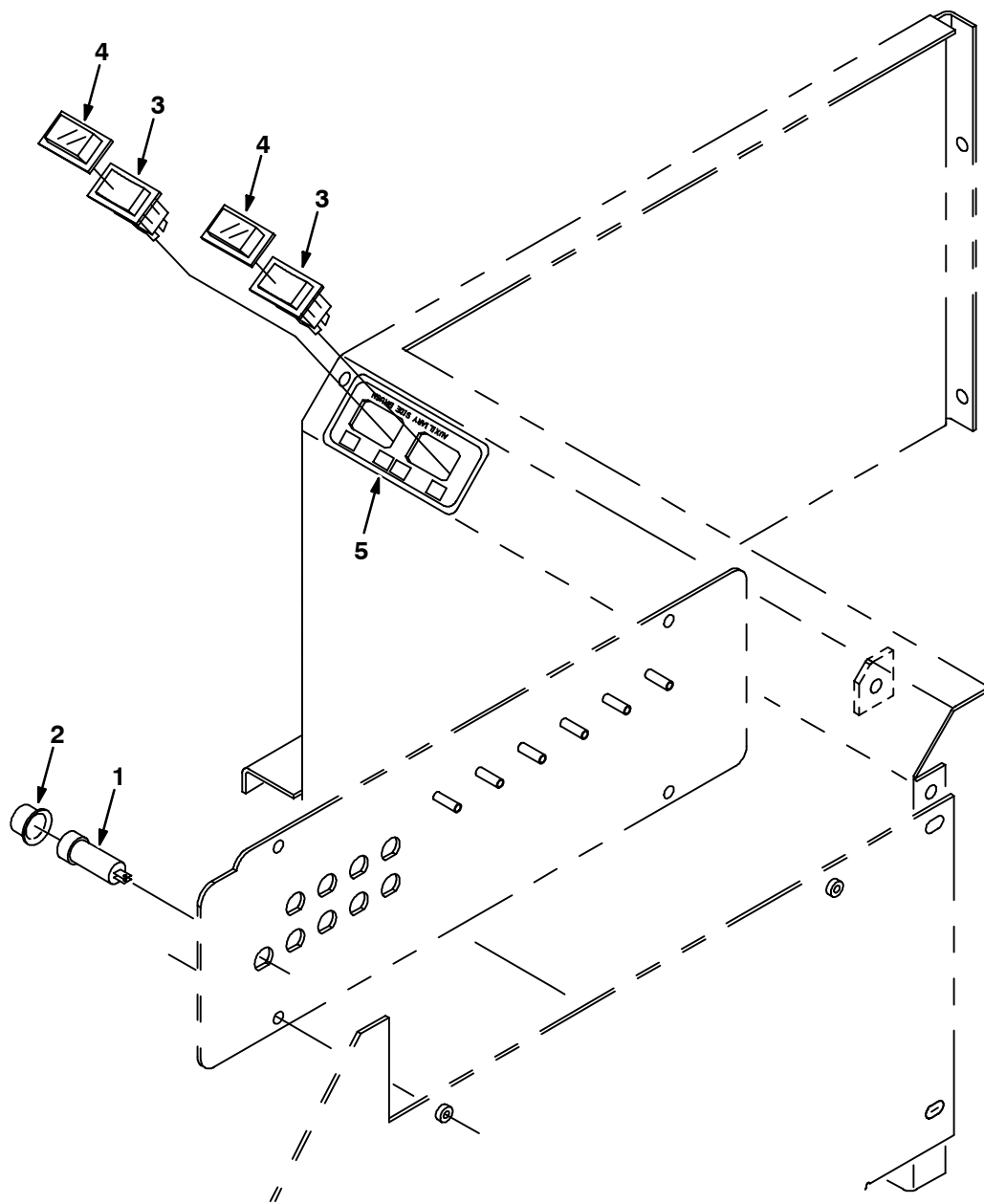
<b>Ref.</b>	<b>Tennant Part No.</b>	<b>Machine Serial Number</b>	<b>Description</b>	<b>Qty.</b>
1	379731	(000000-	) Bumper Wldt, Aux S Br, Front	1
2	379737	(000000-	) Channel Wldt, Support	1
3	35426	(000000-	) Actuator Assy, 12V	1
4	06279	(000000-	) Pin,Clevis,0.50 Dia.X 2.50 Lg	2
5	54427	(000000-	) Shaft, Pivot	1
6	54428	(000000-	) Pivot Wldt, Actuator	1
7	54620	(000000-	) Bearing, Flange, 1.50 Bore	4
8	54404	(000000-	) Pivot Wldt	1
9	54465	(000000-	) Bearing, Journal 1.50 Dia	1
10	54621	(000000-	) Spring Wldt, Support	2
11	54618	(000000-	) Bearing, Flange, 1.00 Bore	4
12	55767	(000000-	) Tube, Spacer	2
13	69994	(000000-	) Bumper	2
14	69995	(000000-	) Bracket, Cable	2
15	69991	(000000-	) Cable	1
16	36376	(000000-	) Pin,Clevis, .19 Dia.X .50 Lg	2
17	55617	(000000-	) Spring, Tension	4
18	69998	(000000-	) Hook, Spring	8
19	69997	(000000-	) Bar, Hex	4
20	69993	(000000-	) Bumper	2
21	59387	(000000-	) Plate	2
22	379740	(000000-	) Bumper Wldt, Aux S Br, Rear	1
23	10632-1	(000000-	) Grom.,Rbr,1.06ld,For.19Matl L	1
24	70267	(000000-	) Pad, Rubber, Hose Clamp	1
25	70268	(000000-	) Clamp, Hose, Double, .437 Hole	1
26	62595-9	(000000-	) Molding, Trim, .08-.11 17.75	1



**Fig. 44 - Auxiliary Side Brush Wire Harness Group**

<b>Ref.</b>	<b>Tennant Part No.</b>	<b>Machine Serial Number</b>	<b>Description</b>	<b>Qty.</b>
1	60285	(000000-	) Harness, Aux Side Brush	1
2	60286	(000000-	) Harness, Aux Side Brush	1

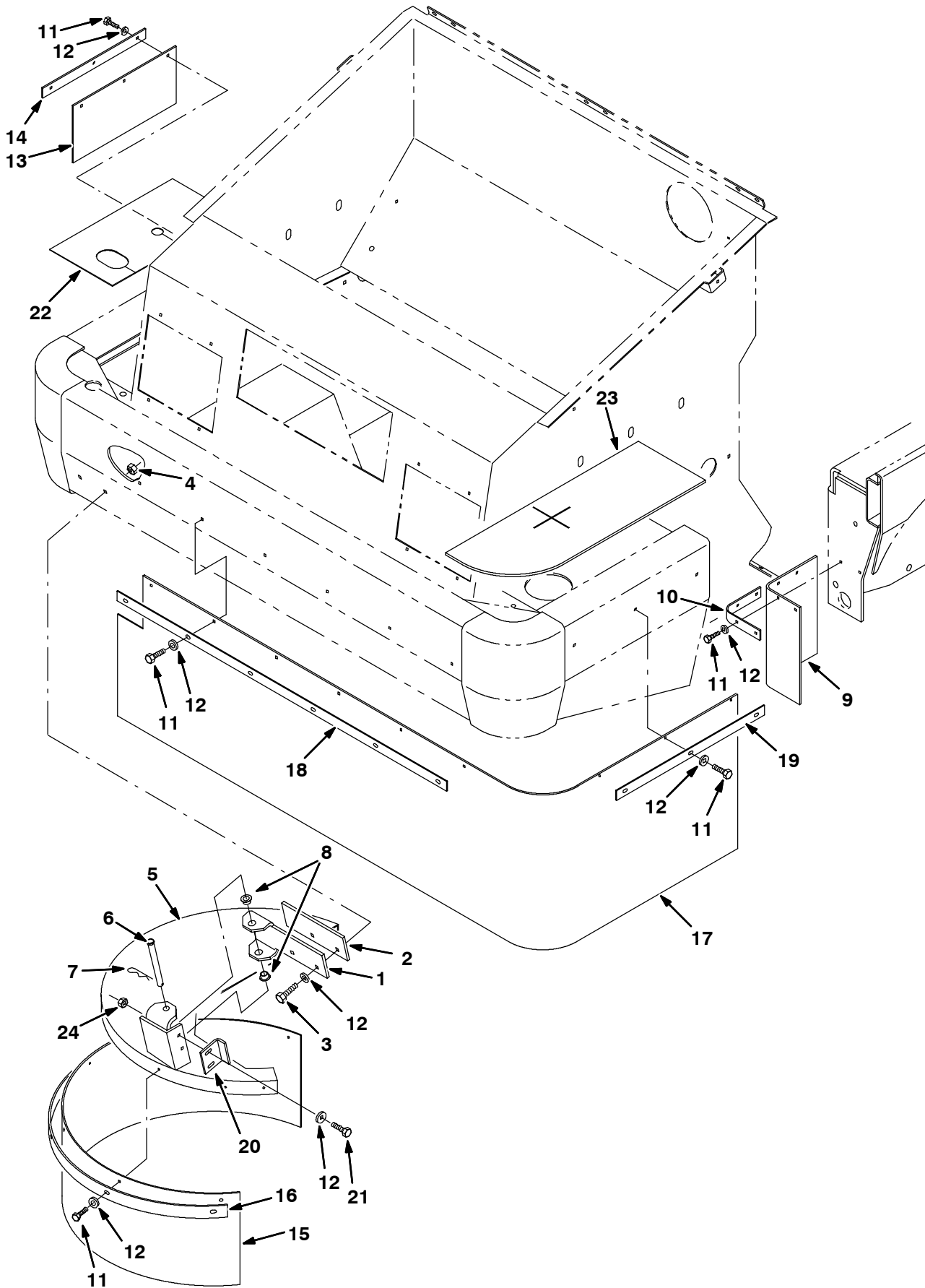
Fig. 45 - Auxiliary Side Brush Electrical Group



**Fig. 45 - Auxiliary Side Brush Electrical Group**

<b>Ref.</b>	<b>Tennant Part No.</b>	<b>Machine Serial Number</b>	<b>Description</b>	<b>Qty.</b>
1	57803	(000000-	) Breaker - Circuit, 15 Resetbl	1
2	57751	(000000-	) Boot, Circuit Breaker	1
3	65560	(000000-	) Switch, Rocker DPDT (mom)	2
4	57807	(000000-	) Cover, Rocker Switch Seal	2
5	69999	(000000-	) Label, Aux Side Brush	1

Fig. 46 - Side Brush Dust Control Kit (Metal Hopper)

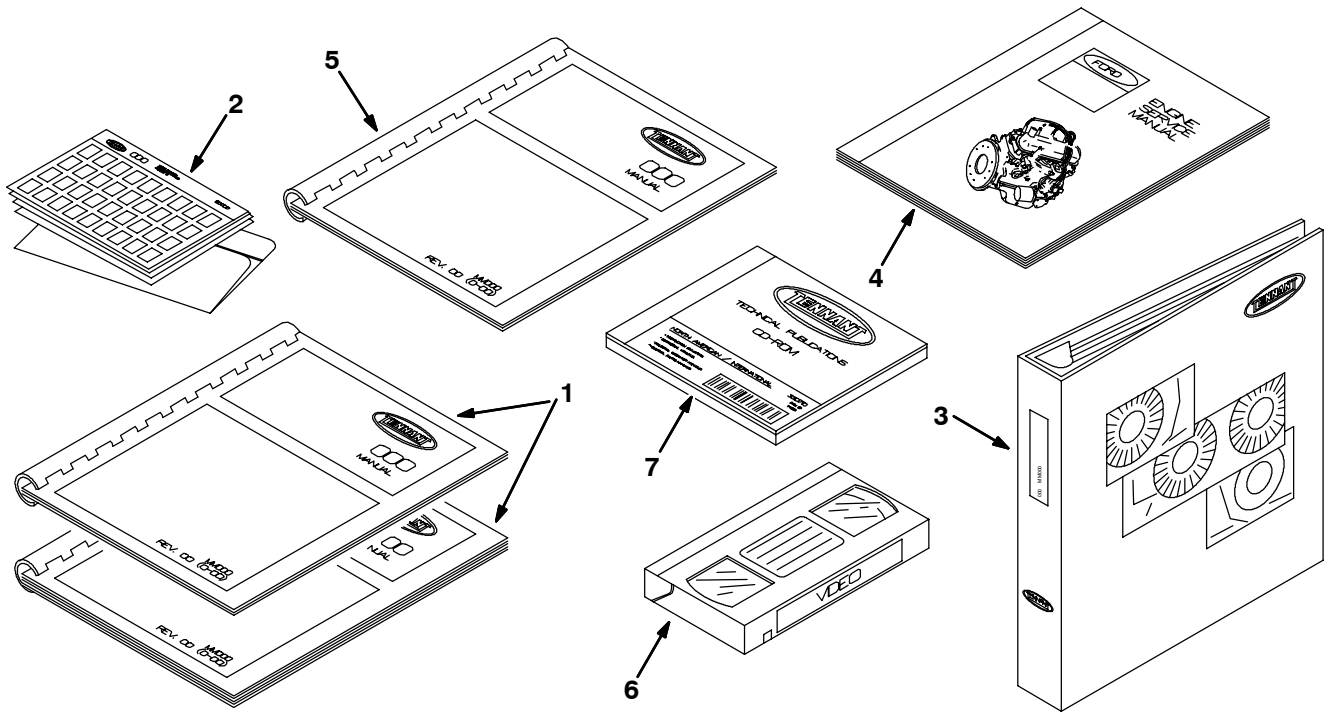




**Fig. 46 - Side Brush Dust Control Kit (Metal Hopper)**

	<b>Ref.</b>	<b>Tennant Part No.</b>	<b>Machine Serial Number</b>	<b>Description</b>	<b>Qty.</b>
▽		379807	(000000-	) Dust Control Kit, Sidebrush (Metal)	1
▲	1	74383	(000000-	) Bracket	1
▲	2	379810	(000000-	) Plate, Spacer	2
▲	3	39284	(000000-	) Screw, Hex, M10	2
▲	4	07792	(000000-	) Nut, Hex, M10	2
▲	5	379797	(000000-	) Cover	1
▲	6	51538	(000000-	) Pin, Clevis	1
▲	7	44906	(000000-	) Pin, Hair Cotter	1
▲	8	23274	(000000-	) Bushing, Flange	2
▲	9	66176	(000000-	) Skirt	2
▲	10	66177	(000000-	) Plate, Retainer	2
▲	11	12459	(000000-	) Screw, Hex Forming, M6	24
▲	12	01684	(000000-	) Washer, Flat	26
▲	13	379800	(000000-	) Skirt	1
▲	14	379801	(000000-	) Plate, Retainer	1
▲	15	379804	(000000-	) Skirt	1
▲	16	379803	(000000-	) Plate, Retainer	1
▲	17	379805	(000000-	) Skirt	1
▲	18	74380	(000000-	) Plate	1
▲	19	74381	(000000-	) Plate, Retainer	1
▲	20	74382	(000000-	) Angle	1
▲	21	16931	(000000-	) Screw, Hex, M8	2
▲	22	379806	(000000-	) Insulation, Foam	1
▲	23	72087	(000000-	) Insulation, Foam	1
▲	24	07791	(000000-	) Nut, Hex, Flange, M8	2

**Fig. 47 - Documentation Group**



07501 - 6550, D, NA

Ref.	Tennant Part No.	Machine Serial Number	Description	Qty.
1	330330	(000000- )	Manual Pkg 6550D	1
2	330331	(000000- )	Manual-Fiche Pkg 6550D	1
3	330275	(000000- )	Manual Service 6500/6550	1
4	84660	(000000- )	Service Manual V1505E Ku	1
5	330332	(000000- )	Manual Op/Mt 6550D Spanish	1
5	330333	(000000- )	Manual Op/Mt 6550D French	1
5	330334	(000000- )	Manual Op/Mt 6550D JP	1
6	379828	(000000- )	6500L Oper/ Video VHS	1
7	330710	(000000- )	Manual, Cd-Rom, Oprtr & Parts, All [Na]	1
7	330715	(000000- )	Manual, Cd-Rom, Service	1

## SECTION 4

Contents	Page
Fig. 1 - Hydraulic Piston Pump Breakdown, 79769 .....	4-2
Fig. 2 - Hydraulic Gear Pump Breakdown, 53622 .....	4-4
Fig. 3 - Hydraulic Gear Pump Breakdown, 379606 .....	4-6
Fig. 4 - Hydraulic Motor Breakdown, 22604 .....	4-8
Fig. 5 - Hydraulic Motor Breakdown, 379609 .....	4-10
Fig. 6 - Hydraulic Motor Breakdown, 74468 .....	4-12
Fig. 7 - Hydraulic Motor Breakdown, 379608 .....	4-13
Fig. 8 - Hydraulic Motor Breakdown, 379607 .....	4-14
Fig. 9 - Hydraulic Motor Breakdown, 53435 .....	4-15
Fig. 10 - Hydraulic Motor Breakdown, 373340 .....	4-16
Fig. 11 - Hydraulic Motor Breakdown, 53485 .....	4-17
Fig. 12 - Hydraulic Valve Breakdown, 374547 .....	4-18
Fig. 13 - Hydraulic Steering Valve Breakdown, 74172 .....	4-20
Fig. 14 - Hydraulic Cylinder Breakdown, 74419 .....	4-21
Fig. 15 - Hydraulic Cylinder Breakdown, 53601 .....	4-22
Fig. 16 - Air Conditioning Condenser Breakdown, 393340 .....	4-23
Fig. 17 - Air Conditioning Evaporator / Heater Breakdown, 393339 .....	4-24
Fig. 18 - Heater Pressurizer Breakdown, 393381 .....	4-25
Fig. 19 - Pressurizer Breakdown, 393384 .....	4-26

**Fig. 1 - Hydraulic Piston Pump Breakdown, 79769**

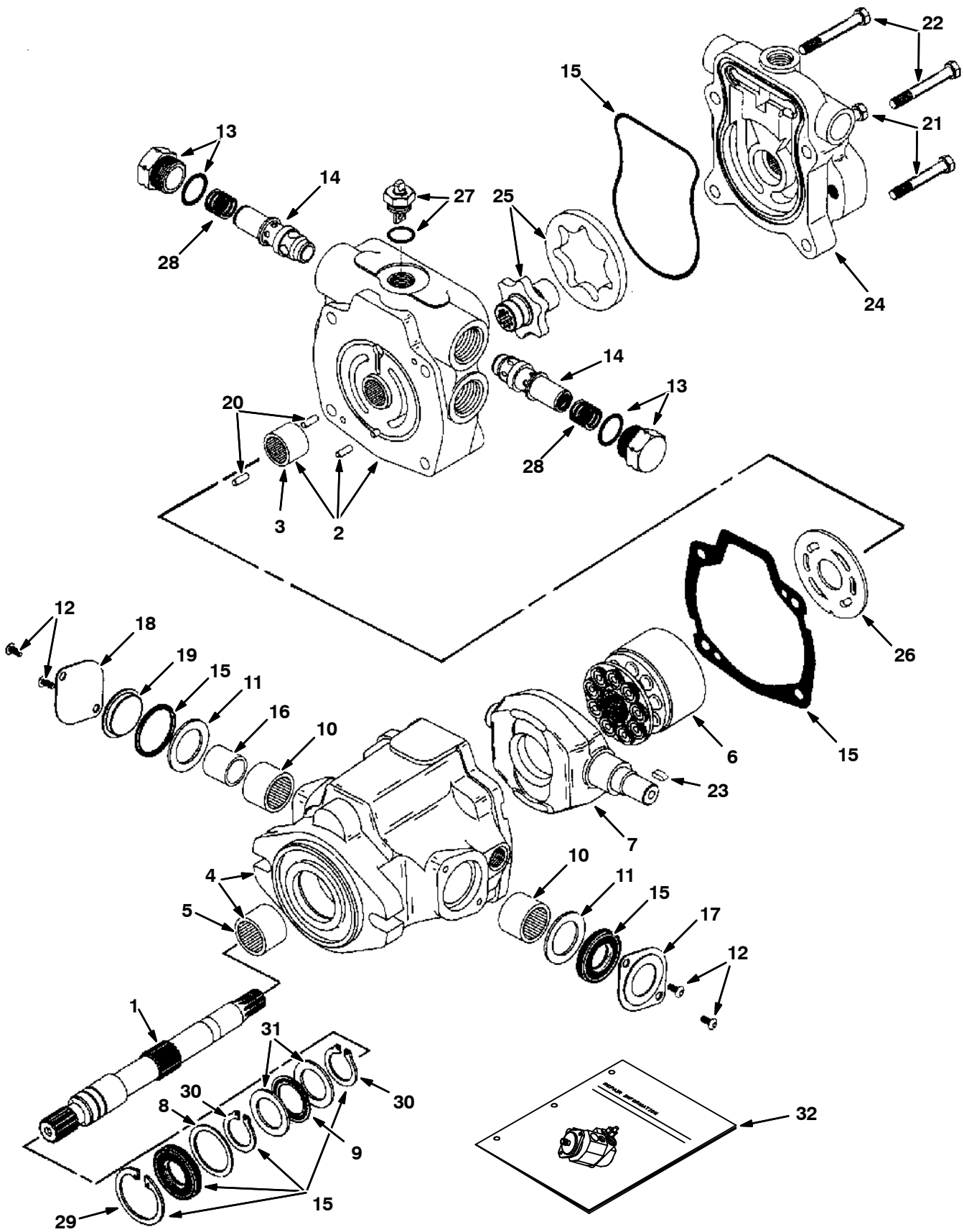


Fig. 1 - Hydraulic Piston Pump Breakdown, 79769

	Ref.	Tennant Part No.	Manufacturer Serial Number	Description	Qty.
▽		79769	(000000-	) Pump, Hyd Piston V 1.44 R 4000	1
▲	1	55931	(000000-	) Pump Driveshaft	1
▲▽	2	70094	(000000-	) Backplate Assy Ce	1
▲▲	3	55937	(000000-	) Roller Bearing	1
▲▽	4	70095	(000000-	) Pump Housing Assy Ce	1
▲▲	5	55939	(000000-	) Roller Bearing	1
▲	6	02706	(000000-	) Rotating Kit	1
▲	7	58009	(000000-	) Camplate Ce	1
▲	8	70096	(000000-	) Washer Ce	1
▲	9	74225	(000000-	) Bearing, Thrust	1
▲	10	02709	(000000-	) Bearing Cam	2
▲	11	70097	(000000-	) Washer Ce	2
▲	12	61891	(000000-	) Screws	4
▲	13	74230	(000000-	) Plug Assembly	2
▲	14	55941	(000000-	) Valve-Relief 4000 PSI	2
▲	15	70103	(000000-	) Seal Kit, Pump Ce	1
▲	16	02705	(000000-	) Race, Inner Bearing	1
▲	17	52386	(000000-	) Cover	1
▲	18	70098	(000000-	) Cover, Trunion Ce	1
▲	19	70099	(000000-	) Cover, O-Ring Ce	1
▲	20	70100	(000000-	) Pin, Dowel Ce	2
▲	21	74235	(000000-	) Scr Hex .31-18X3.25	2
▲	22	70101	(000000-	) Screw, Cap	2
▲	23	74237	(000000-	) Key	1
▲	24	55930	(000000-	) Pump Adaptor Assy	1
▲	25	55932	(000000-	) Geroter & Coupler	1
▲	26	74180	(000000-	) Plate, Valve Ce	1
▲	27	74469	(000000-	) Valve, Dump	1
▲	28	74229	(000000-	) Spring	2
▲	29	55926	(000000-	) Retaining Ring	1
▲	30	55925	(000000-	) Retaining Ring	2
▲	31	74226	(000000-	) Race, Bearing	2
	32	74248	(000000-	) Repair Info	1

**Fig. 2 - Hydraulic Gear Pump Breakdown, 53622**

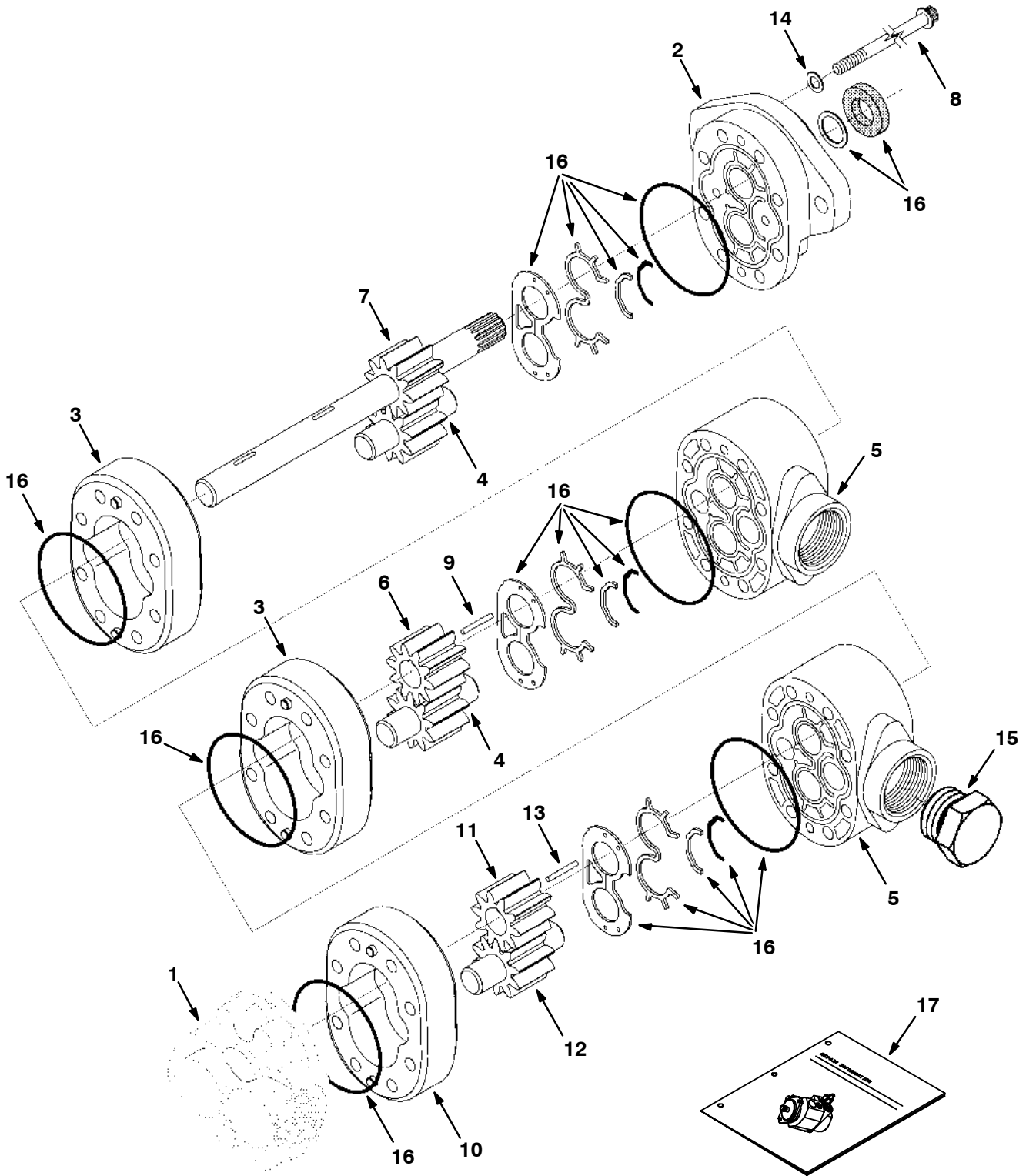


Fig. 2 - Hydraulic Gear Pump Breakdown, 53622

	Ref.	Tennant Part No.	Machine Serial Number	Description	Qty.
▽		53622	(000000-	) Pump, Hyd	1
▲	1	58242	(000000-	) Plate, Back	1
▲	2	74149	(000000-	) Plate, Front	1
▲	3	74150	(000000-	) Body Assy	2
▲	4	74151	(000000-	) Gear, Idler	2
▲	5	74152	(000000-	) Plate, Adapter	2
▲	6	74148	(000000-	) Gear, Slip Fit	1
▲	7	65226	(000000-	) Drive Gear Assembly	1
▲	8	74154	(000000-	) Screw, Cap	8
▲	9	74160	(000000-	) Key, Round	1
▲	10	74157	(000000-	) Body Assembly	1
▲	11	74153	(000000-	) Gear	1
▲	12	74158	(000000-	) Gear, Idler	1
▲	13	74156	(000000-	) Key, Round	1
▲	14	74159	(000000-	) Washer	4
▲	15	74161	(000000-	) Plug, O-ring	1
▲	16	59305	(000000-	) Kit, Seal, Hyd, Pump	1
	17	763483	(000000-	) Repair Info, Pump	1





Fig. 3 - Hydraulic Gear Pump Breakdown, 379606

	Ref.	Tennant Part No.	Machine Serial Number	Description	Qty.
▽		379606	(000000-	) Pump, Hyd	1
▲	1	373201	(000000-	) Front Plate Assy	1
▲	2	373276	(000000-	) Backplate	1
▲	3	373232	(000000-	) Body	2
▲	4	373285	(000000-	) Body	1
▲	5	373257	(000000-	) Gear, Drive	1
▲	6	373211	(000000-	) Gear, Idler	2
▲	7	373286	(000000-	) Gear, idler	1
▲	8	373227	(000000-	) Plate, Wear	3
▲	9	373234	(000000-	) Washer	1
▲	10	74154	(000000-	) Screw, Cap	8
▲	11	373235	(000000-	) Plate, Adapter	2
▲	12	373287	(000000-	) key	1
▲	13	71725	(000000-	) Plug #16	1
▲	14	373288	(000000-	) Gear	1
▲	15	373284	(000000-	) Key	1
▲	16	373242	(000000-	) Gear	1
▲	17	373243	(000000-	) Washer	4
▲	18	74161	(000000-	) Plug #20	1
▲	19	373244	(000000-	) Plug	1
▲	20	373255	(000000-	) Seal Kit	1
	21	373207	(000000-	) Repair Info.	1

**Fig. 4 - Hydraulic Motor Breakdown, 22604**

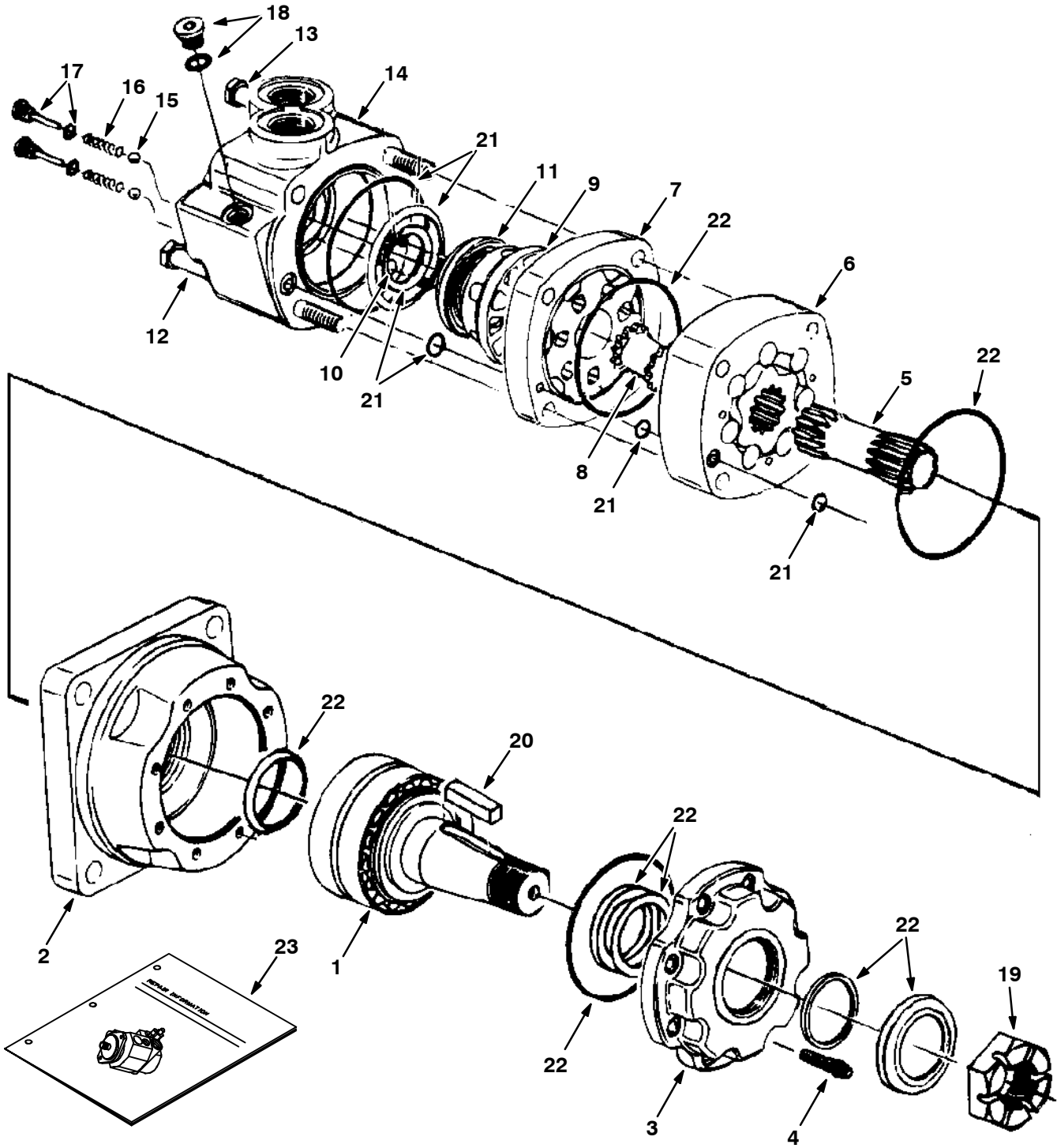


Fig. 4 - Hydraulic Motor Breakdown, 22604

Ref.	Tennant Part No.	Manufacturer Serial Number	Description	Qty.
▽	22604	(000000-	) Motor, Hyd Gear In 19.0 B 3000	1
▲	1 74165	(000000-	) Shaft, Assy	1
▲	2 74166	(000000-	) Housing, Brg	1
▲	3 74167	(000000-	) Retainer, Frt	1
▲	4 74168	(000000-	) Screw, Cap	8
▲	5 37616	(000000-	) Drive	1
▲	6 37756	(000000-	) Geroler	1
▲	7 74122	(000000-	) Plate, Valve	1
▲	8 52405	(000000-	) Valve	1
▲	9 74123	(000000-	) Valve	1
▲	10 34178	(000000-	) Spring	2
▲	11 38968	(000000-	) Ring	1
▲	12 74125	(000000-	) Bolt	3
▲	13 38255	(000000-	) Bolt	1
▲	14 74171	(000000-	) Housing, Assy	1
▲	15 37766	(000000-	) Ball	2
▲	16 34179	(000000-	) Spring	2
▲	17 74137	(000000-	) Plug Assembly	2
▲	18 74098	(000000-	) Plug Assembly	1
▲	19 45622	(000000-	) Nut	1
▲	20 45623	(000000-	) Key	1
▲	21 33580	(000000-	) Seal Kit, Rear	1
▲	22 79828	(000000-	) Seal Kit, Shaft	1
	23 74249	(000000-	) Repair Info.	1

**Fig. 5 - Hydraulic Motor Breakdown, 379609**

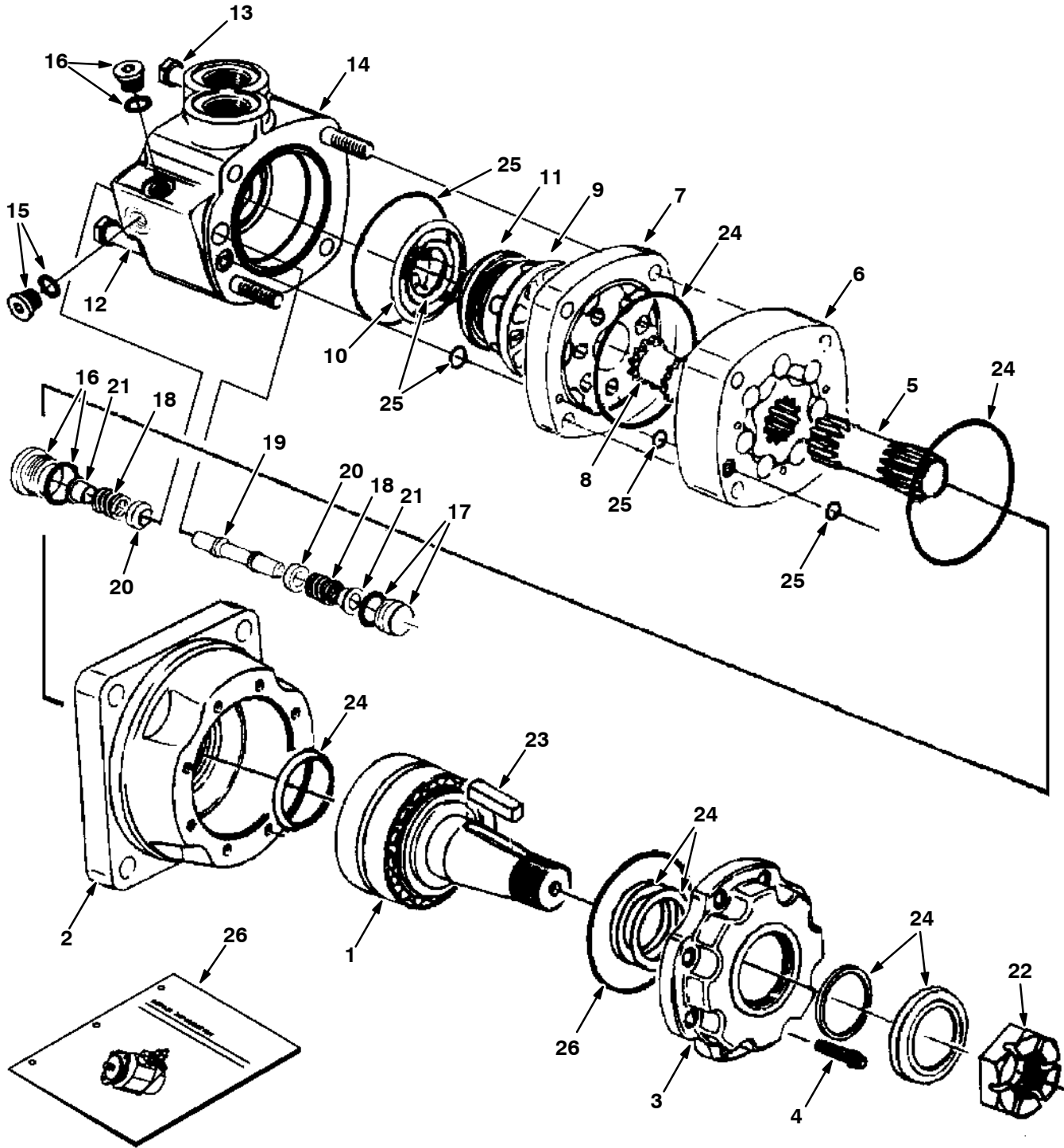
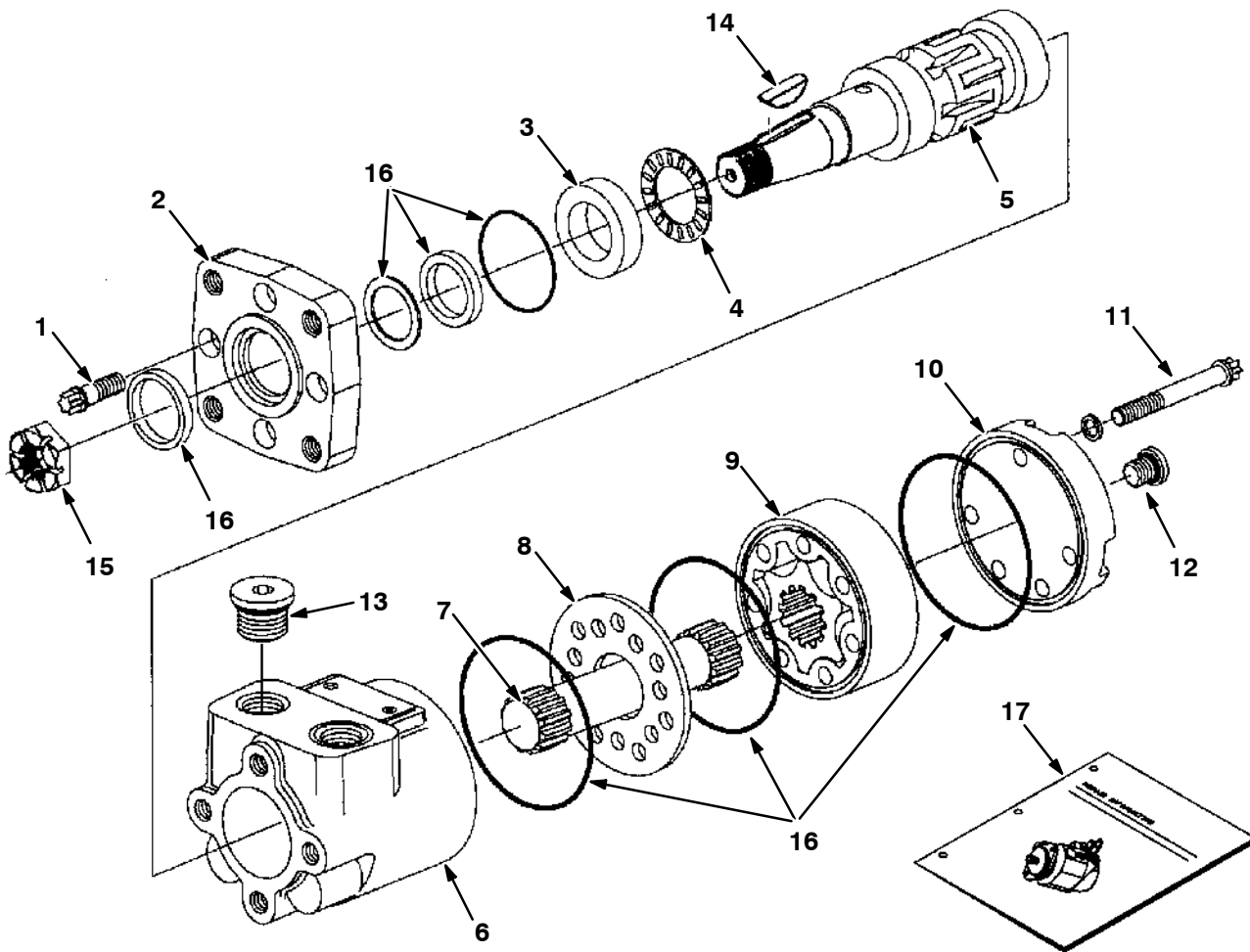


Fig. 5 - Hydraulic Motor Breakdown, 379609

Ref.	Tennant Part No.	Manufacturer Serial Number	Description	Qty.
▽	379609	(000000-	) Motor, Hyd Gear In 19.0 B 3000	1
▲	1 74165	(000000-	) Shaft, Assy	1
▲	2 74166	(000000-	) Housing, Brg	1
▲	3 74167	(000000-	) Retainer, Frt	1
▲	4 74168	(000000-	) Screw, Cap	8
▲	5 37616	(000000-	) Drive	1
▲	6 37756	(000000-	) Geroler	1
▲	7 74122	(000000-	) Plate, Valve	1
▲	8 52405	(000000-	) Valve	1
▲	9 74123	(000000-	) Valve	1
▲	10 34178	(000000-	) Spring	2
▲	11 38968	(000000-	) Ring	1
▲	12 74125	(000000-	) Bolt	3
▲	13 38255	(000000-	) Bolt	1
▲	14 373297	(000000-	) Housing, Assy	1
▲	15 373298	(000000-	) Plug	1
▲	16 373260	(000000-	) Plug	2
▲	17 373299	(000000-	) Plug Assembly	1
▲	18 373291	(000000-	) Spring	2
▲	19 373217	(000000-	) Piston	1
▲	20 373226	(000000-	) Poppet	2
▲	21 373236	(000000-	) Dashpot	2
▲	22 45622	(000000-	) Nut	1
▲	23 45623	(000000-	) Key	1
▲	24 79828	(000000-	) Seal Kit, Shaft	1
▲	25 33580	(000000-	) Seal Kit, Rear	1
	26 79729	(000000-	) Repair Info.	1

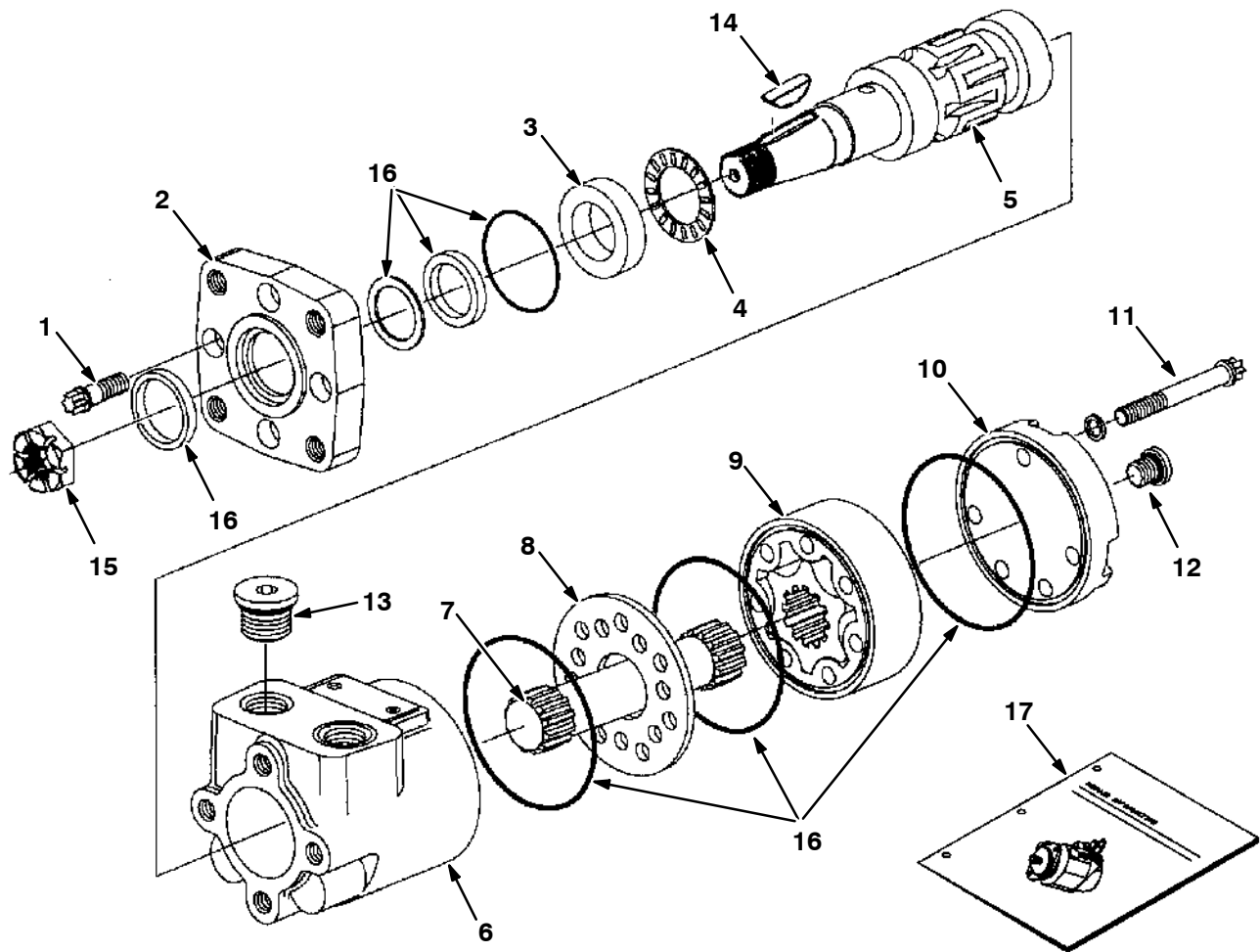
**Fig. 6 - Hydraulic Motor Breakdown, 74468**



09606 - 09670 - ALL

Ref.	Tennant Part No.	Manufacturer Serial Number	Description	Qty.	
▽	74468	(000000-	) Motor, Hyd Gear In 02.8 B 1500	1	
▲	1	37555	(000000-	) Cap, Screw	4
▲	2	31354	(000000-	) Flange Mounting	1
▲	3	16695	(000000-	) Race Thrust	1
▲	4	45628	(000000-	) Thrust Bearing	1
▲	5	31375	(000000-	) Shaft, Output	1
▲	6	74100	(000000-	) Housing Cl	1
▲	7	34176	(000000-	) Drive	1
▲	8	74094	(000000-	) Spacer Plate Cl	1
▲	9	31381	(000000-	) Gerotor Set	1
▲	10	74095	(000000-	) Spacer Plate Cl	1
▲	11	74174	(000000-	) Cap, Screw Cl	5
▲	12	74098	(000000-	) Plug Assembly Ph	1
▲	13	74099	(000000-	) Plug Assembly Ph	2
▲	14	00500-15	(000000-	) Key-Wdruff 0.25 1.00 Asa#0808	1
▲	15	39527	(000000-	) Nut-Hxslot .75-16 Pltd	1
▲	16	61490	(000000-	) Seal Replmt Kit	1
▲	17	74250	(000000-	) Repair Info. Cl	1

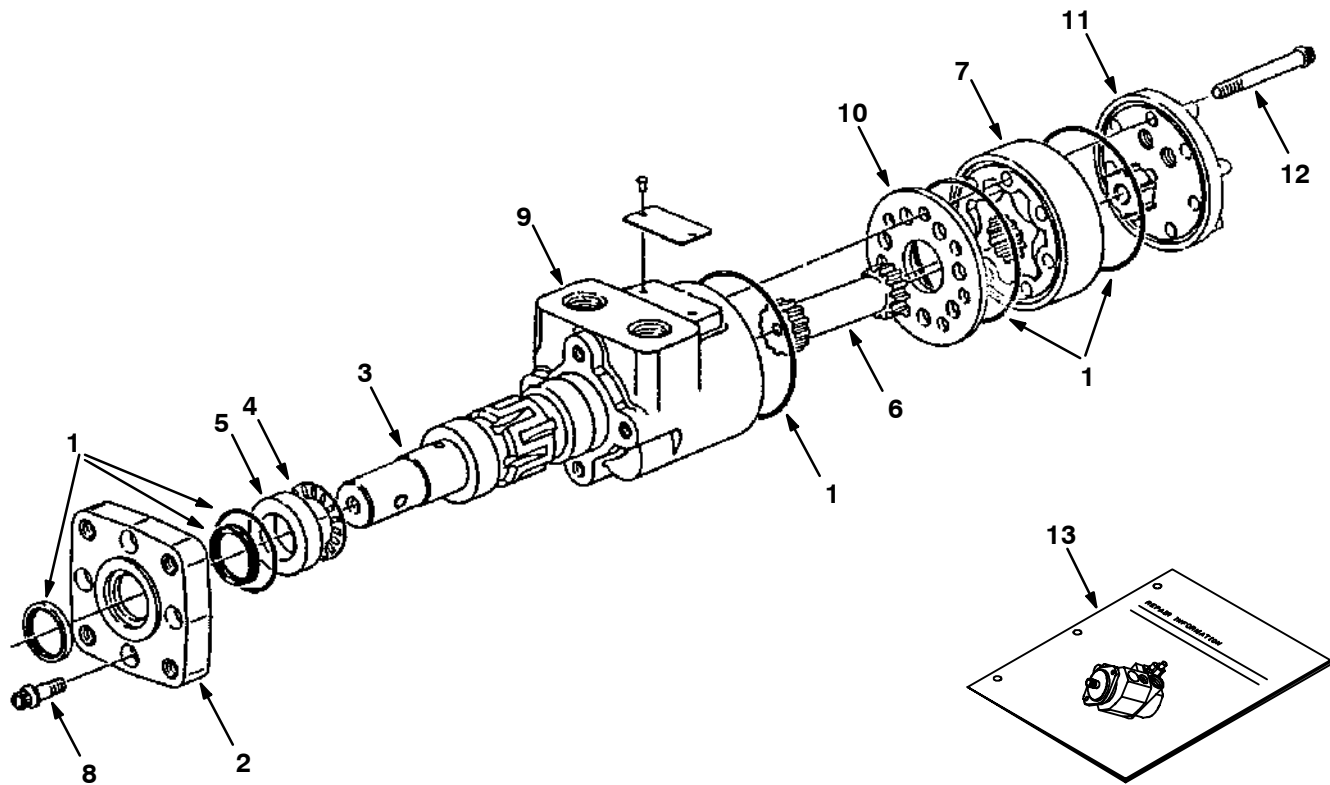
Fig. 7 - Hydraulic Motor Breakdown, 379608



09606 - 09670 - ALL

Ref.	Tennant Part No.	Manufacturer Serial Number	Description	Qty.	
▽	379608	(000000-	) Motor, Hyd Gear	1	
▲	1	37555	(000000-	) Cap, Screw	4
▲	2	31354	(000000-	) Flange Mounting	1
▲	3	16695	(000000-	) Race Thrust	1
▲	4	45628	(000000-	) Thrust Bearing	1
▲	5	31375	(000000-	) Shaft, Output	1
▲	6	74100	(000000-	) Housing Cl	1
▲	7	34176	(000000-	) Drive	1
▲	8	74094	(000000-	) Spacer Plate Cl	1
▲	9	31381	(000000-	) Gerotor Set	1
▲	10	74095	(000000-	) Spacer Plate Cl	1
▲	11	74174	(000000-	) Cap, Screw Cl	5
▲	12	74098	(000000-	) Plug Assembly Ph	1
▲	13	74099	(000000-	) Plug Assembly Ph	2
▲	14	00500-15	(000000-	) Key-Wdruff 0.25 1.00 Asa#0808	1
▲	15	39527	(000000-	) Nut-Hxslot .75-16 Pltd	1
▲	16	<del>61490</del> 22654	-	) Seal <del>Replmt</del> Kit	1
▲	17	<del>22654</del> 74250	-	) Repair Info. Cl	1

**Fig. 8 - Hydraulic Motor Breakdown, 379607**

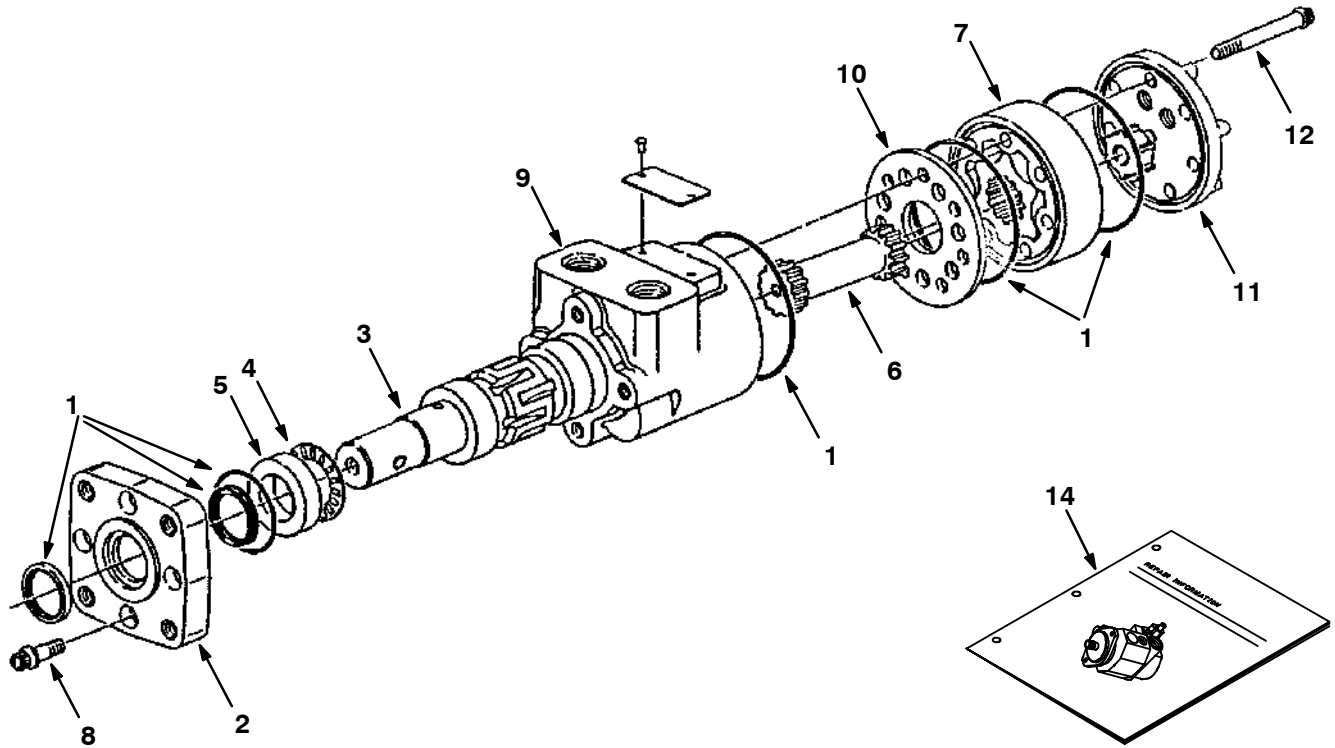


08926 - 09670 - ALL

Ref.	Tennant Part No.	Manufacturer Serial Number	Description	Qty.
▽	379607	(000000-	) Motor, Hydraulic	1
▲	1 22654	(000000-	) Seal Kit	1
▲	2 31354	(000000-	) Flange, Mounting	1
▲	3 31373	(000000-	) Output Shaft	1
▲	4 45628	(000000-	) Bearing Thrust	1
▲	5 16695	(000000-	) Race, Thrust	1
▲	6 31380	(000000-	) Drive	1
▲	7 31385	(000000-	) Gerotor Set	1
▲	8 37555	(000000-	) Screw	4
▲	9 74100	(000000-	) Housing	1
▲	10 74094	(000000-	) Spacer Plate	1
▲	11 74101	(000000-	) End Cap	1
▲	12 65232	(000000-	) Screw, Cap	5
	13 74250	(000000-	) Repair Info.	1



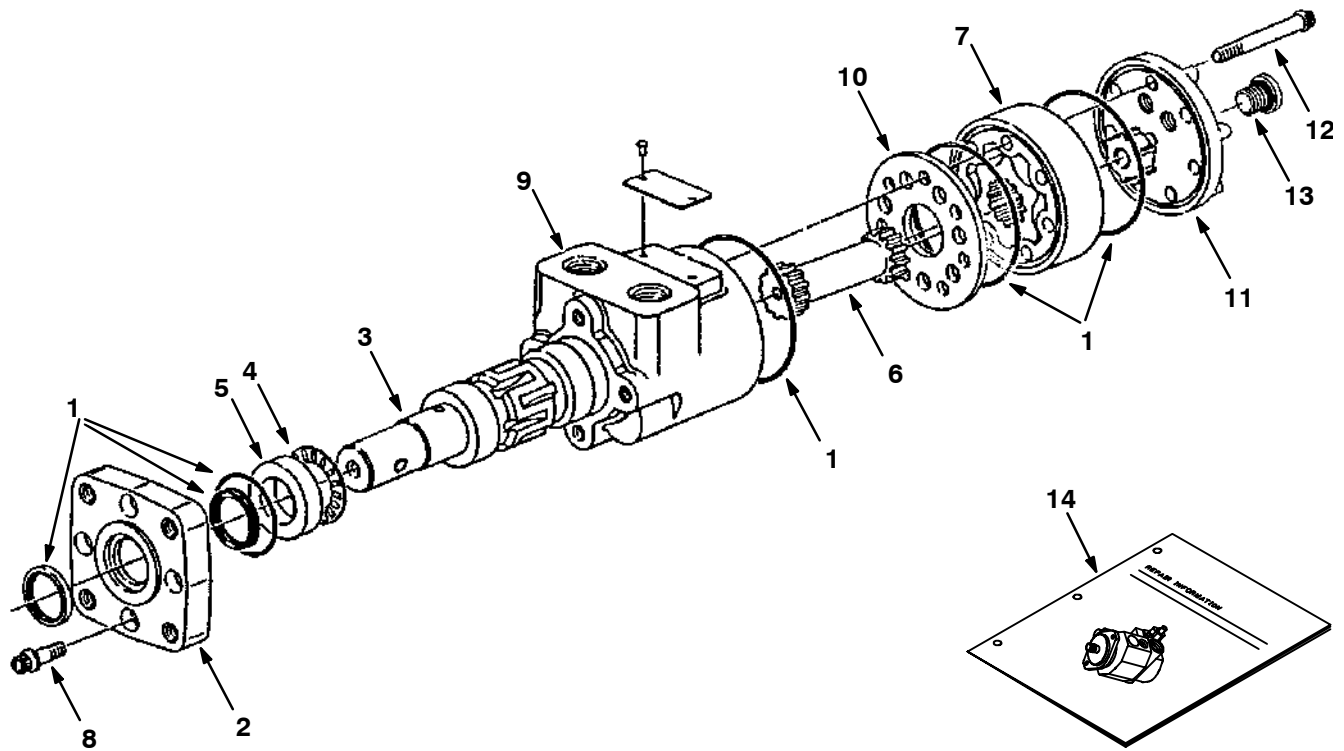
**Fig. 9 - Hydraulic Motor Breakdown, 53435**



08926-09670-6550, IC

Ref.	Tennant Part No.	Manufacturer Serial Number	Description	Qty.
▽	53435	(000000-	) Motor, Hydraulic	1
▲	1 61490	(000000-	) Seal Kit	1
▲	2 31354	(000000-	) Flange, Mounting	1
▲	3 31373	(000000-	) Output Shaft	1
▲	4 45628	(000000-	) Bearing Thrust	1
▲	5 16695	(000000-	) Race, Thrust	1
▲	6 31377	(000000-	) Drive	1
▲	7 31384	(000000-	) Gerotor Set	1
▲	8 37555	(000000-	) Screw	4
▲	9 74100	(000000-	) Housing	1
▲	10 74094	(000000-	) Spacer Plate	1
▲	11 74101	(000000-	) End Cap	1
▲	12 22622	(000000-	) Screw, Cap	5
▲	13 74250	(000000-	) Repair Info.	1

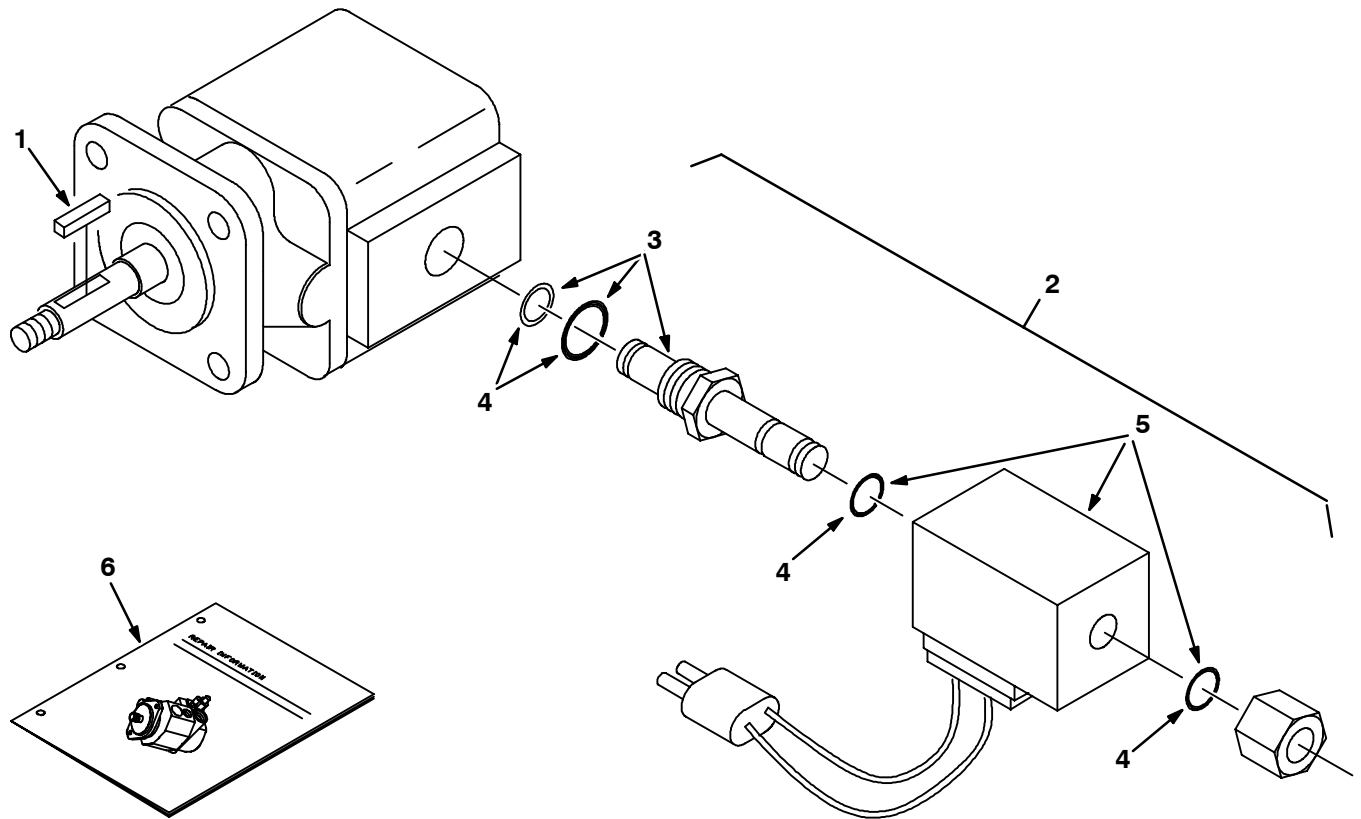
**Fig. 10 - Hydraulic Motor Breakdown, 373340**



08926-09670-6550, IC

Ref.	Tennant Part No.	Manufacturer Serial Number	Description	Qty.	
▽	373340	(000000-	) Motor, Hydraulic	1	
▲	1	22654	(000000-	) Seal Kit	1
▲	2	31354	(000000-	) Flange, Mounting	1
▲	3	31373	(000000-	) Output Shaft	1
▲	4	45628	(000000-	) Bearing Thrust	1
▲	5	16695	(000000-	) Race, Thrust	1
▲	6	31377	(000000-	) Drive	1
▲	7	31384	(000000-	) Gerotor Set	1
▲	8	37555	(000000-	) Screw	4
▲	9	74100	(000000-	) Housing	1
▲	10	74094	(000000-	) Spacer Plate	1
▲	11	74101	(000000-	) End Cap	1
▲	12	22622	(000000-	) Screw, Cap	5
▲	13	74098	(000000-	) Plug	1
▲	14	74250	(000000-	) Repair Info.	1

**Fig. 11 - Hydraulic Motor Breakdown, 53485**



07490 - 09670 - IC

Ref.	Tennant Part No.	Manufacturer Serial Number	Description	Qty.
▽	53485	(000000-	) Motor, Hydraulic	1
▲	74233	(000000-	) Seal Kit, Motor	1
▲	1 00966	(000000-	) Key	1
▲▽	2 54095	(000000-	) Valve Assembly, Solenoid	1
▲▲	3 59378	(000000-	) Cartridge, Solenoid Valve	1
▲▲	4 48813	(000000-	) Seal Kit, One Cartridge	1
▲▲	5 35493	(000000-	) Coil	1
	6 IB3614	(000000-	) Repair Info.	1

Fig. 12 - Hydraulic Valve Breakdown, 374547

CONTROL VALVE	
Spool #1	Brushes
Spool #2	Hopper Door
Spool #3	Hopper Lift

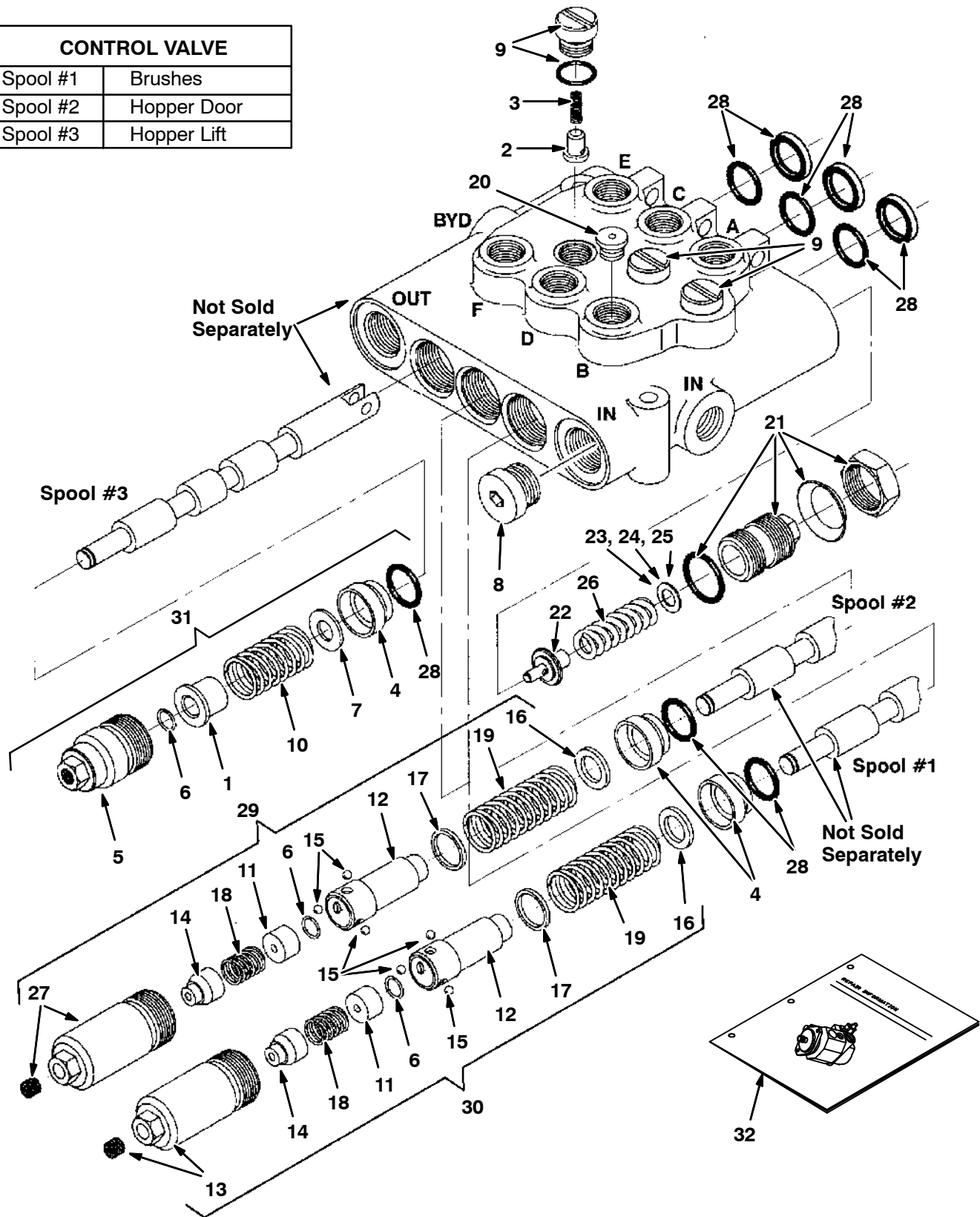
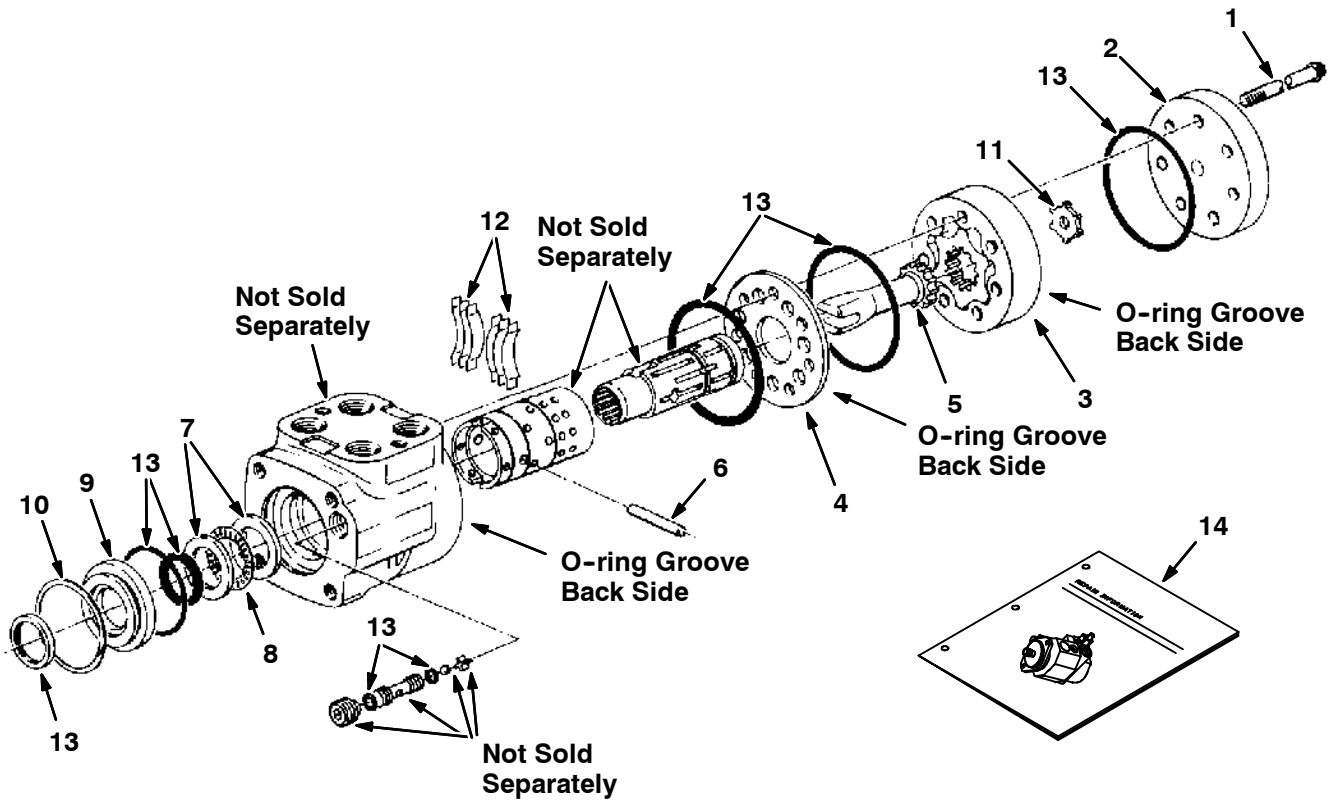


Fig. 12 - Hydraulic Valve Breakdown, 374547

Ref.	Tenant Part No.	Manufacturer Serial Number	Description	Qty.
▽	374547	(000000-	) Valve, Hyd Cntrl Man	1
▲	1 79785	(000000-	) Spacer	1
▲	2 79786	(000000-	) Plunger	1
▲	3 79787	(000000-	) Spring	1
▲	4 79788	(000000-	) Bushing	3
▲	5 79789	(000000-	) Cap Assembly	1
▲	6 79792	(000000-	) Retaining Rng	3
▲	7 79794	(000000-	) Washer	1
▲	8 13907	(000000-	) Plug, #8 O-Ring	1
▲	9 79795	(000000-	) Plug & O-Ring	3
▲	10 79796	(000000-	) Spring	1
▲	11 79801	(000000-	) Spacer	2
▲	12 79802	(000000-	) Detent Adaptr	2
▲	13 79803	(000000-	) Cap Assembly	1
▲	14 79800	(000000-	) Cone	2
▲	15 79804	(000000-	) Ball	6
▲	16 79806	(000000-	) Washer	2
▲	17 79805	(000000-	) Washer	2
▲	18 79807	(000000-	) Spring	2
▲	19 79808	(000000-	) Spring	2
▲	20 13904	(000000-	) Plug, #6 O-Ring	2
▲	21 79790	(000000-	) Plug Assembly	1
▲	22 79791	(000000-	) Poppet	1
▲	23 79793	(000000-	) Shim .035 Thk	-
▲	24 79798	(000000-	) Shim .015 Thk	-
▲	25 79799	(000000-	) Shim .010 Thk	-
▲	26 21915	(000000-	) Spring	1
▲	27 79821	(000000-	) Cap Assembly	1
▲	28 79812	(000000-	) Seal Kit, Vlv	1
▲	29 79813	(000000-	) Kit, Detent Out	1
▲	30 79815	(000000-	) Kit, Detent I&O	1
▲	31 79814	(000000-	) Kit, Detent In	1
	32 79820	(000000-	) Repair Info, Valve	1

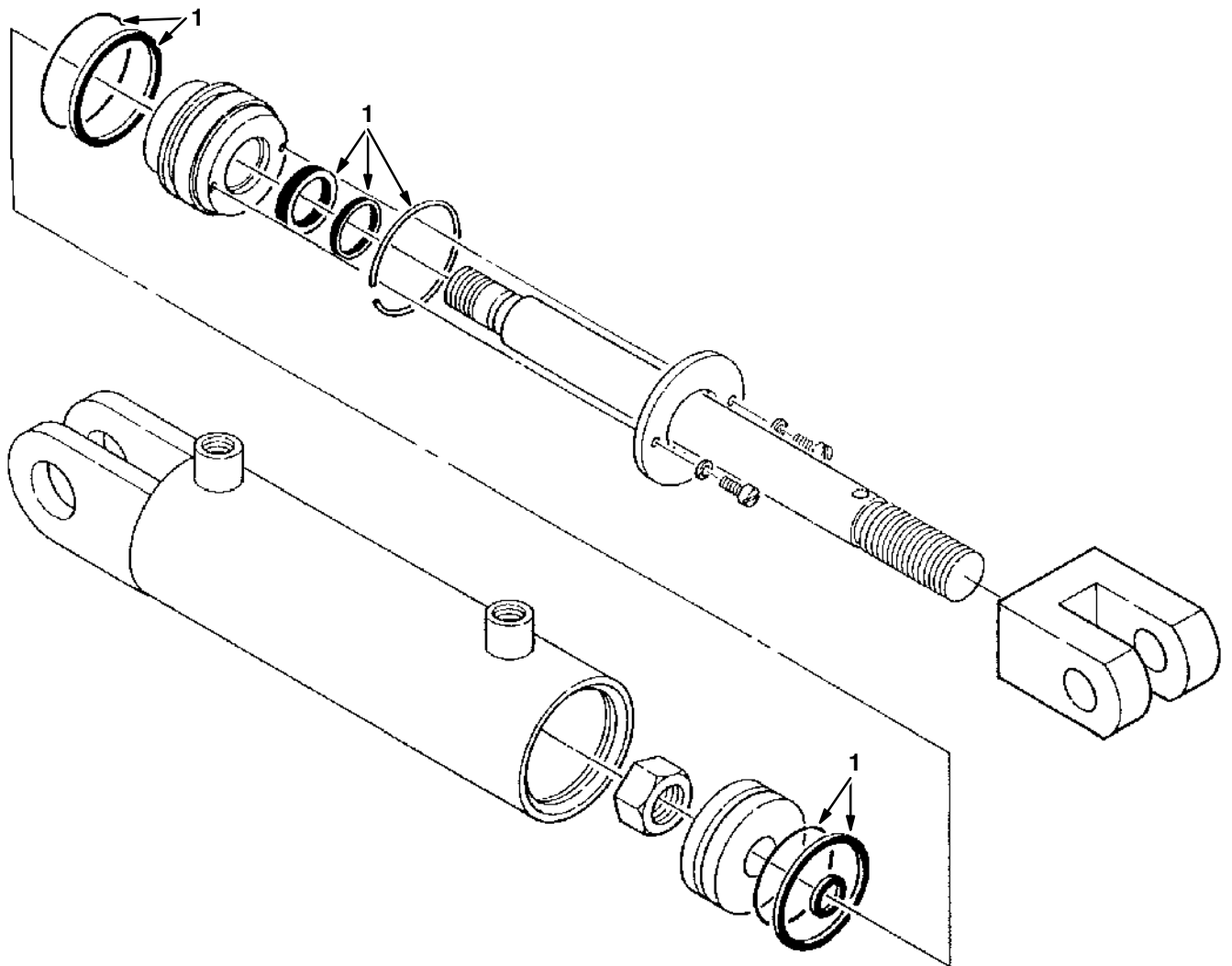
**Fig. 13 - Hydraulic Steering Valve Breakdown, 74172**



09936 - 09670 - IC

Ref.	Tennant Part No.	Manufacturer Serial Number	Description	Qty.
▽	74172	(000000-	) Valve, Hydraulic Steering	1
▲	1 65241	(000000-	) Cap, Screw	7
▲	2 74181	(000000-	) Cap, End	1
▲	3 57156	(000000-	) Gerotor Set	1
▲	4 74182	(000000-	) Plate, Wear	1
▲	5 58596	(000000-	) Drive	1
▲	6 74218	(000000-	) Pin	1
▲	7 74109	(000000-	) Race, Bearing	2
▲	8 74110	(000000-	) Bearing, Needle	1
▲	9 74112	(000000-	) Retainer, Front	1
▲	10 74111	(000000-	) Ring, Retaining	1
▲	11 74105	(000000-	) Spacer	1
▲	12 74195	(000000-	) Spring Kit	1
▲	13 74190	(000000-	) Seal Kit	1
▲	14 74251	(000000-	) Repair Info	1

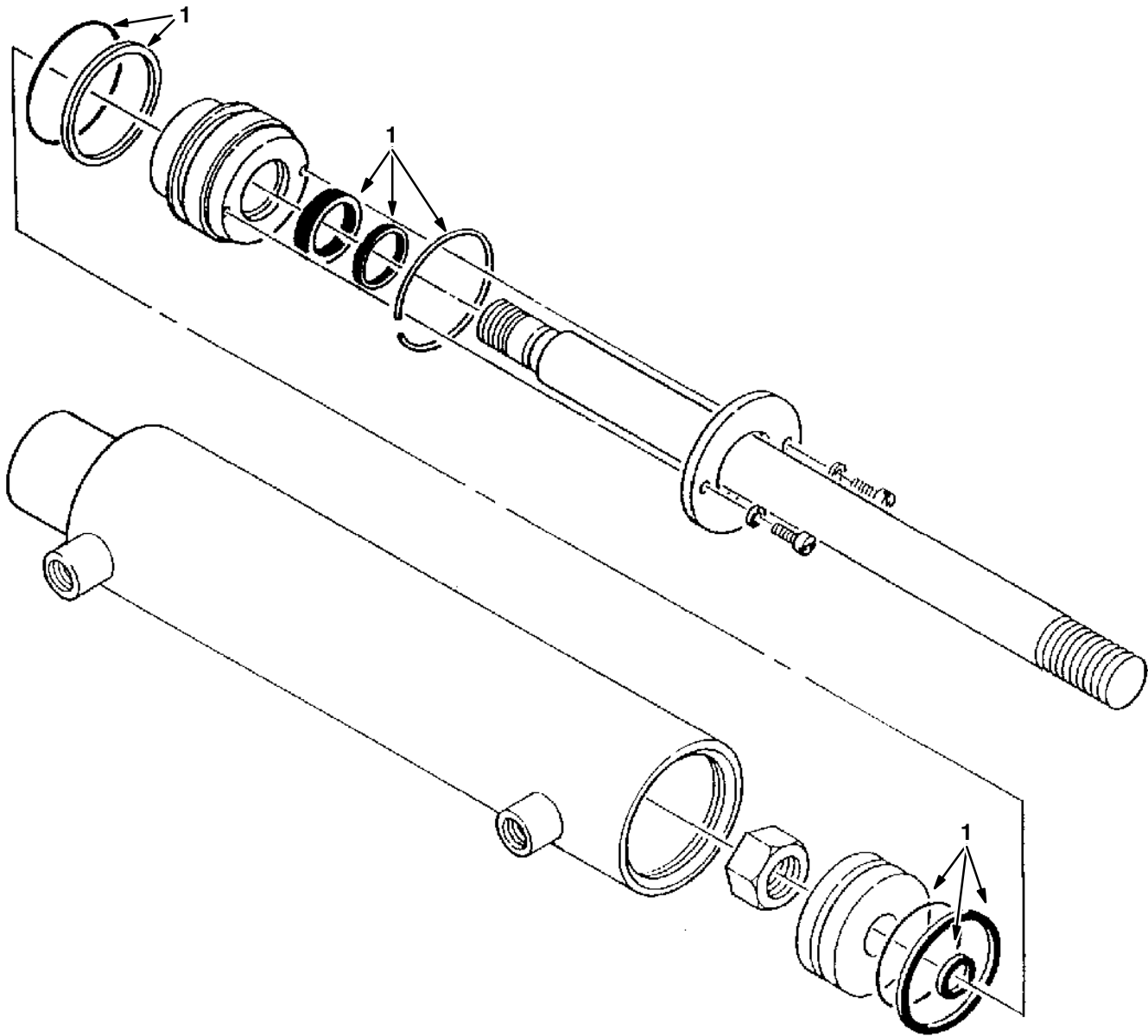
**Fig. 14 - Hydraulic Cylinder Breakdown, 74419**



07493 - ALL

	<b>Ref.</b>	<b>Tennant Part No.</b>	<b>Manufacturer Serial Number</b>	<b>Description</b>	<b>Qty.</b>
▽		74419	(000000- )	Cylinder, Hydraulic	1
▲	1	59335	(000000- )	Seal Kit	1

**Fig. 15 - Hydraulic Cylinder Breakdown, 53601**

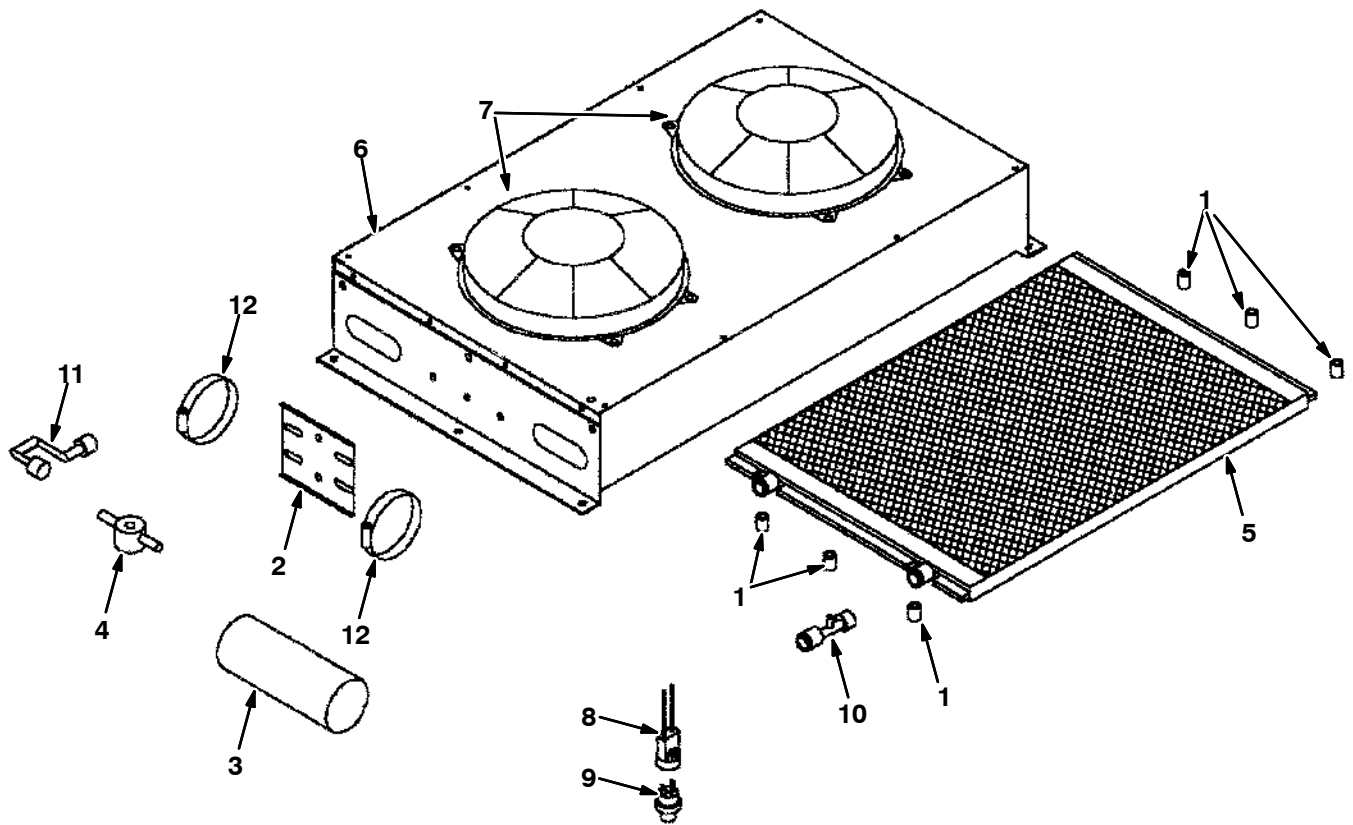


07494 - IC

Ref.	Tennant Part No.	Manufacturer Serial Number	Description	Qty.
▽	53601	(000000-	) Cylinder, Hydraulic	1
▲ 1	04483	(000000-	) Seal Kit	1



Fig. 16 - Air Conditioning Condenser Breakdown, 393340

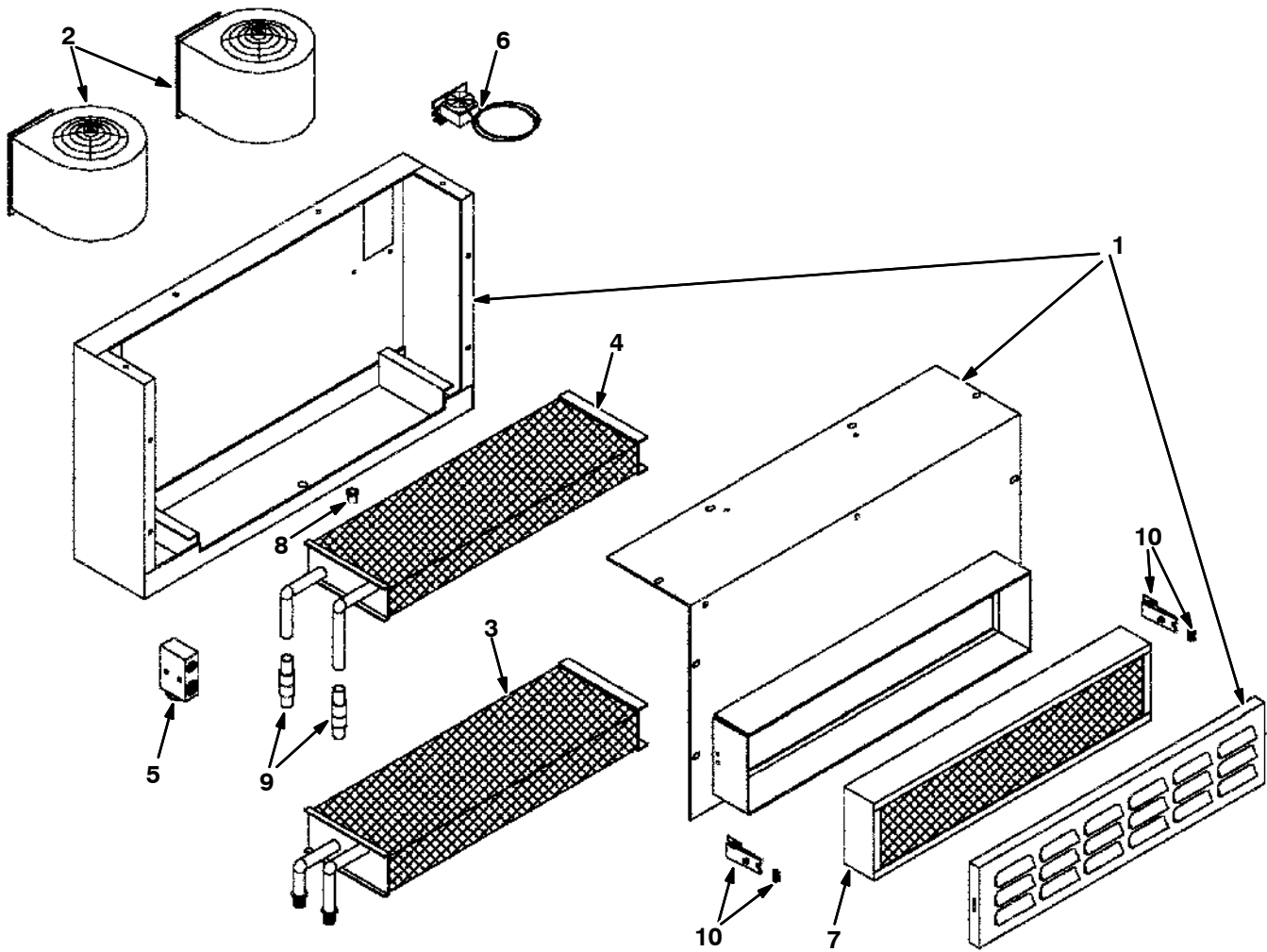


IC

Ref.	Tennant Part No.	Manufacturer Serial Number	Description	Qty.	
▽	393340	(000000-	) Housing Assy, Pkg, Condenser/Fan	1	
▲	1	393341	(000000-	) Spacer, Steel	6
▲	2	393342	(000000-	) Bracket, Drier	1
▲	3	393343	(000000-	) Drier	1
▲	4	393344	(000000-	) Glass, Sight	1
▲	5	393345	(000000-	) Coil, Condenser	1
▲	6	393346	(000000-	) Housing, Condenser/Fan	1
▲	7	393347	(000000-	) Fan, 12volt	2
▲	8	393348	(000000-	) Boot, Binary	1
▲	9	393349	(000000-	) Switch, Binary	1
▲	10	393350	(000000-	) Fitting, Schrader	1
▲	11	393351	(000000-	) Fitting, Condenser, Left	1
▲	12	83584	(000000-	) Clamp, Hose, Wormdrive, 1.31-3.25d	2

# BREAKDOWNS

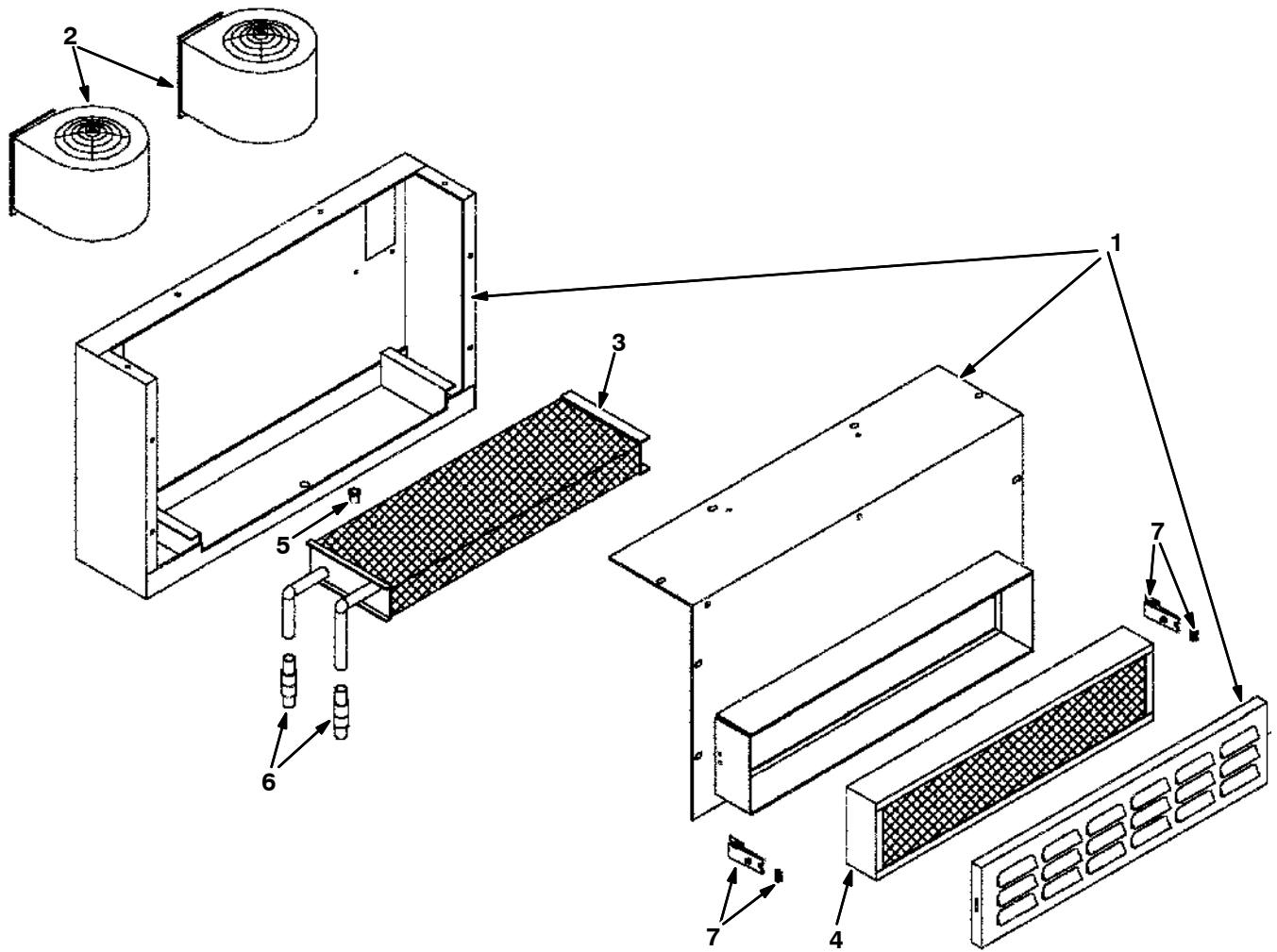
Fig. 17 - Air Conditioning Evaporator / Heater Breakdown, 393339



IC

Ref.	Tennant Part No.	Manufacturer Serial Number	Description	Qty.
▽	393339	(000000-	) Housing Assy Pkg, Evaporator/Heater	1
▲	1 393329	(000000-	) Housing Wldt, Coil/Blower	1
▲	2 393330	(000000-	) Blower, 12volt	2
▲	3 393331	(000000-	) Coil, Evaporator	1
▲	4 393332	(000000-	) Coil, Heater	1
▲	5 393333	(000000-	) Block, Expansion	1
▲	6 393334	(000000-	) Thermostat	1
▲	7 393335	(000000-	) Filter, Air	1
▲	8 393336	(000000-	) Valve, Drain	1
▲	9 393337	(000000-	) Adapter, Tube	2
▲	10 393338	(000000-	) Latch, Ss	2

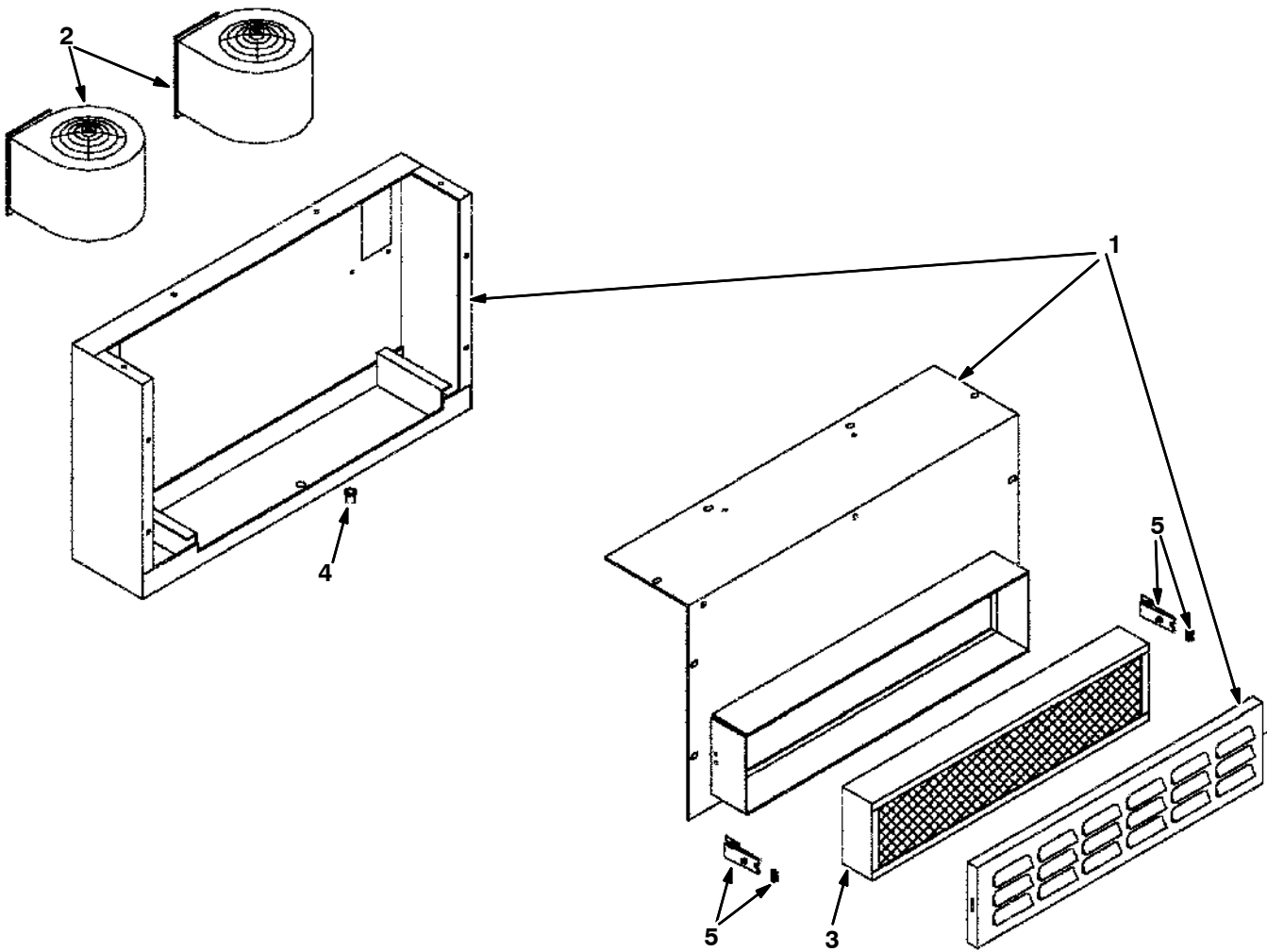
Fig. 18 - Heater Pressurizer Breakdown, 393381



IC

Ref.	Tennant Part No.	Manufacturer Serial Number	Description	Qty.
▽	393381	(000000-	) Housing Assy, Pkg, Heater	1
▲	1 393329	(000000-	) Housing Wldt, Coil/Blower	1
▲	2 393330	(000000-	) Blower, 12volt	2
▲	3 393332	(000000-	) Coil, Heater	1
▲	4 393335	(000000-	) Filter, Air	1
▲	5 393336	(000000-	) Valve, Drain	1
▲	6 393337	(000000-	) Adapter, Tube	2
▲	7 393338	(000000-	) Latch, Ss	2

**Fig. 19 - Pressurizer Breakdown, 393384**



IC

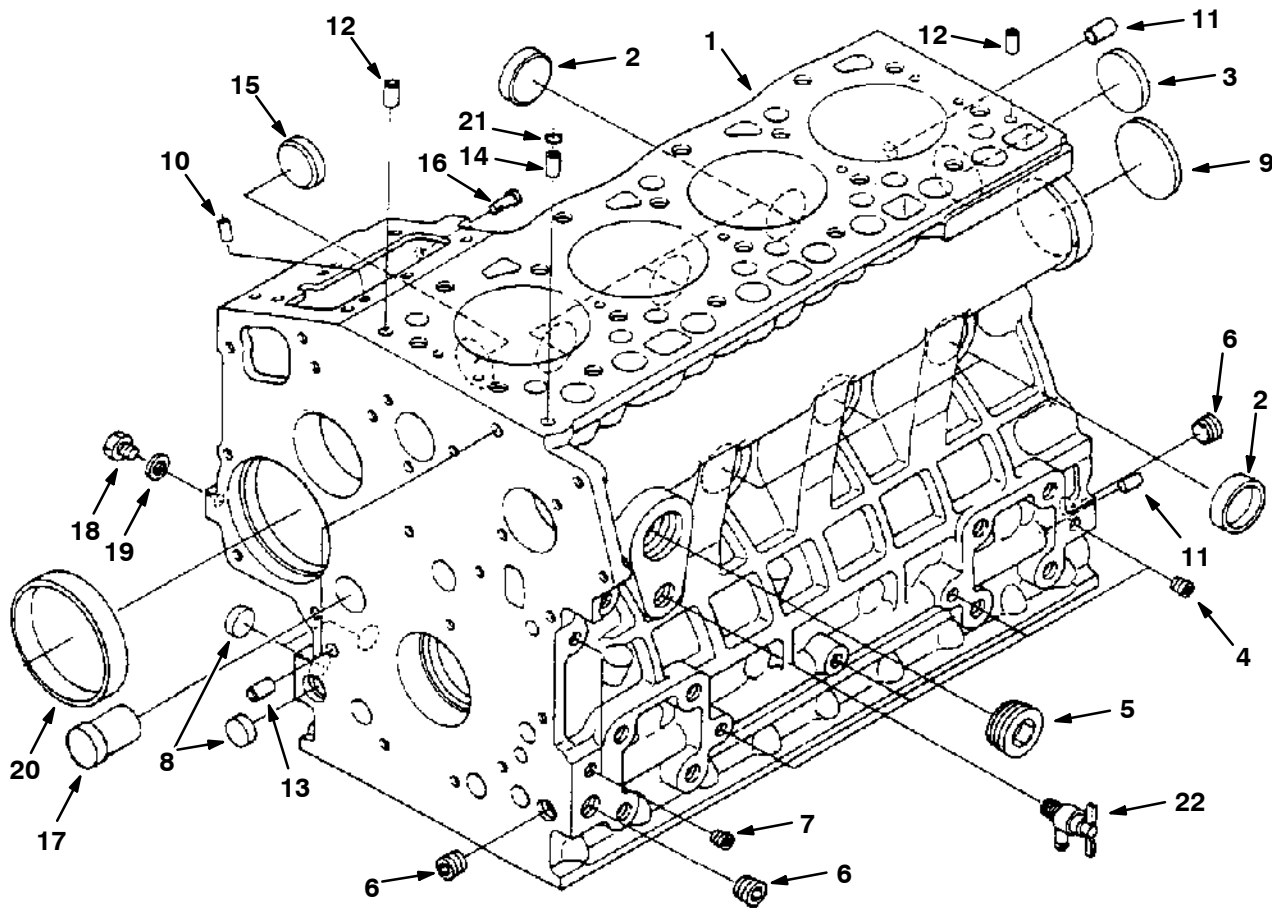
Ref.	Tennant Part No.	Manufacturer Serial Number	Description	Qty.
▽	393384	(000000-	) Housing Assy Pkg, Pressurizer	1
▲	1 393329	(000000-	) Housing Wldt, Coil/Blower	1
▲	2 393330	(000000-	) Blower, 12volt	2
▲	3 393335	(000000-	) Filter, Air	1
▲	4 393336	(000000-	) Valve, Drain	1
▲	5 393338	(000000-	) Latch, Ss	1

## SECTION 5

Contents	Page
Fig. 1 - Crankcase Group . . . . .	5-2
Fig. 2 - Oil Pan Group . . . . .	5-3
Fig. 3 - Cylinder Head Group . . . . .	5-4
Fig. 4 - Gear Case Group . . . . .	5-5
Fig. 5 - Water Pump Group . . . . .	5-6
Fig. 6 - Main Bearing Case Group . . . . .	5-7
Fig. 7 - Head Cover Group . . . . .	5-8
Fig. 8 - Manifold Group . . . . .	5-9
Fig. 9 - Valve, Rocker Arm Group . . . . .	5-10
Fig. 10 - Camshaft Group . . . . .	5-11
Fig. 11 - Piston and Crankshaft Group . . . . .	5-12
Fig. 12 - Flywheel Group . . . . .	5-14
Fig. 13 - Starter Breakdown, 74405 . . . . .	5-15
Fig. 14 - Nozzle Holder Group . . . . .	5-16
Fig. 15 - Injection Pump Group . . . . .	5-17
Fig. 16 - Injection Pump Breakdown . . . . .	5-18
Fig. 17 - Fuel Camshaft Group . . . . .	5-20
Fig. 18 - Idling Group . . . . .	5-21
Fig. 19 - Speed Control Plate Group . . . . .	5-22
Fig. 20 - Governor Group . . . . .	5-23
Fig. 21 - Water Flange Group . . . . .	5-24

# ENGINE BREAKDOWN

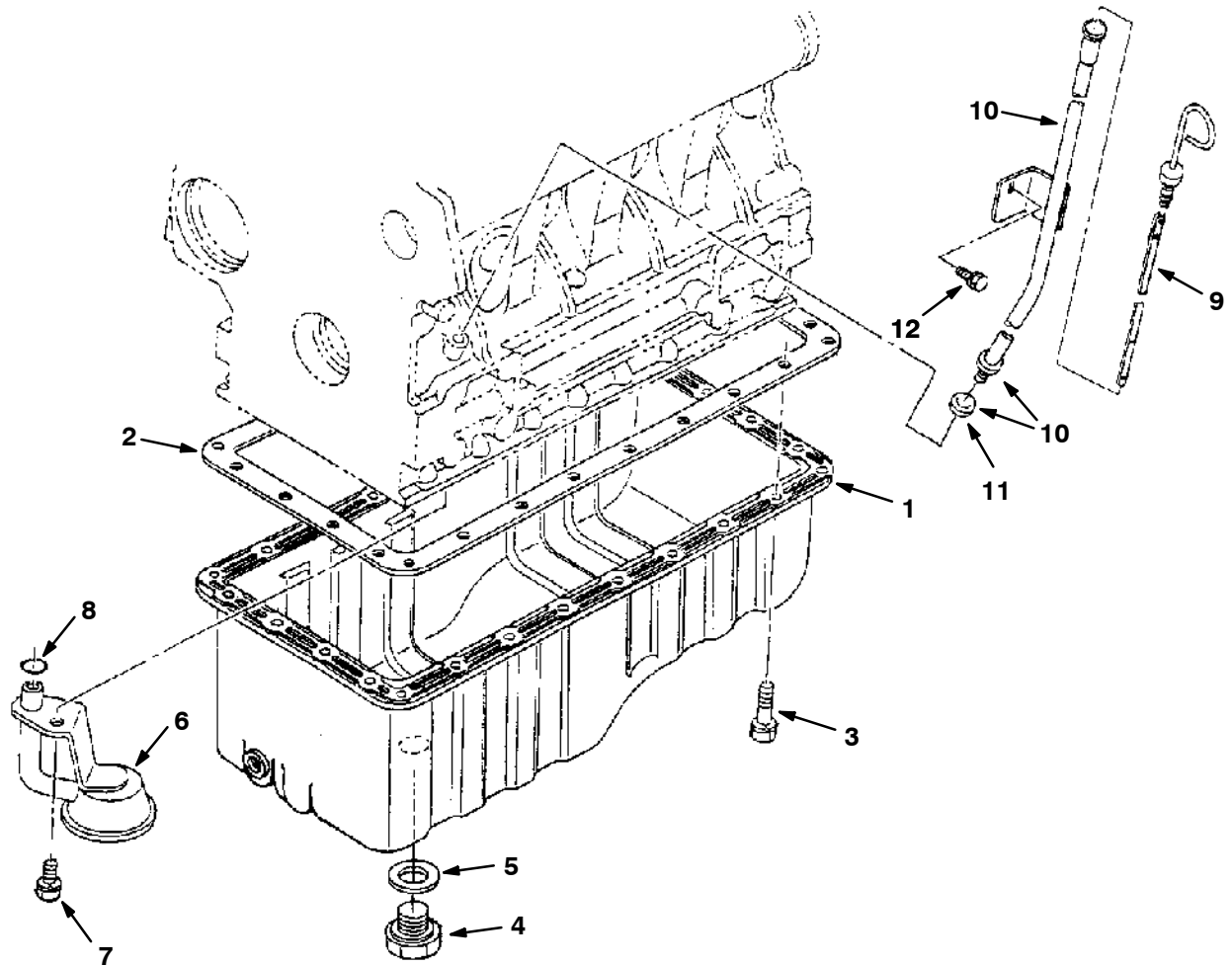
Fig. 1 - Crankcase Group



07407 - D

Ref.	Tennant Part No.	Kubota Part Number	Description	Qty.
▽ 1	84646	16626-0101-0	Comp. Crankcase	1
▲ 2	70998	15451-9627-0	Cap, Sealing	6
▲ 3	39087	15221-0349-0	Cap, Sealing	1
▲ 4	39088	15261-9601-0	Plug	4
▲ 5	84647	16683-9602-0	Plug	1
▲ 6	71985	16241-9601-0	Plug	3
▲ 7	39051	15521-9602-0	Plug	2
▲ 8	361436	17391-9616-0	Plug, Expansion	3
▲ 9	71986	16271-9616-0	Plug, Expansion	1
▲ 10	71987	05012-00508	Pin, Straight	2
▲ 11	71988	05012-00814	Pin, Straight	2
▲ 12	71989	05012-00610	Pin, Straight	2
▲ 13	71990	15231-3396-0	Pin, Pipe	2
▲ 14	71991	16241-3365-0	Pin, Pipe	1
▲ 15	71992	16241-9626-0	Plug	1
▲ 16	39105	15221-5628-0	Pin, Start Spring	1
▲ 17	71993	16282-9601-0	Plug	1
▲ 18	39062	15221-3361-0	Plug	1
▲ 19	10895	15021-3366-0	Gasket	1
▲ 20	70887	16271-5535-0	Bush, Governor Gear	1
21	39063	15221-3370-0	O-Ring	1
22	70888	15841-7302-0	Assembly Cock, Drain	1

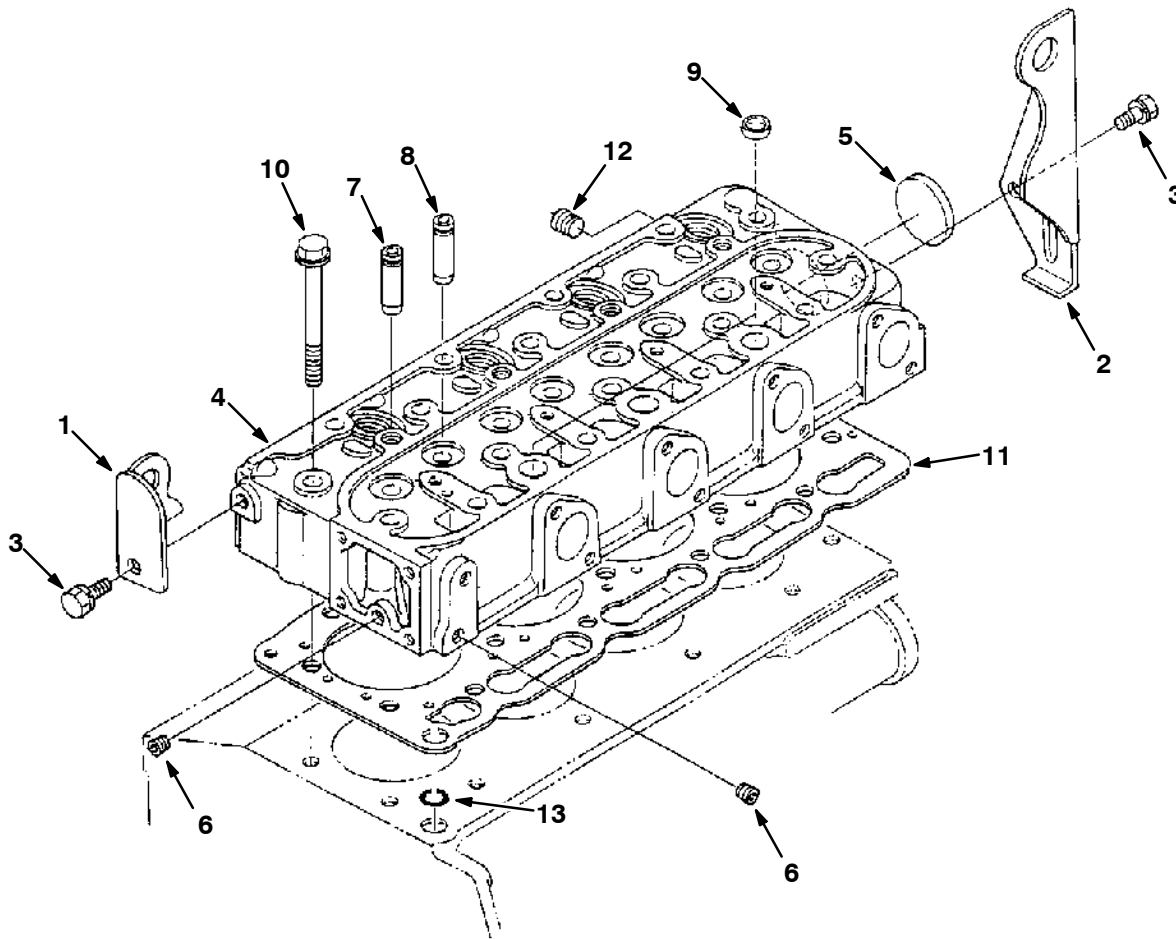
Fig. 2 - Oil Pan Group



07409 - 7400, 8200, D

Ref.	Tennant Part No.	Kubota Part Number	Description	Qty.
1	71994	16285-01501	Comp. Oil Pan (Rear Sump)	1
2	70889	16241-0162-0	Gasket, Oil Pan	1
3	71995	01023-50612	Bolt	26
4	70890	15451-3375-0	Plug, Drain	1
5	70891	15451-9667-0	Gasket	1
6	70892	16282-32110	Filter, Oil-oil Pick Up Tube	1
7	39094	01123-50816	Bolt	1
8	41792	04811-00160	O-Ring	1
9	70893	16611-3641-0	Gauge, Oil	1
▽ 10	361428	16282-3650-1	Guide Assy, Oil Gauge	1
▲ 11	361366	04814-00090	O-Ring	1
12	39073	01123-50814	Bolt	1
	66187	16246-99360	Gasket Set, Lower	1

Fig. 3 - Cylinder Head Group

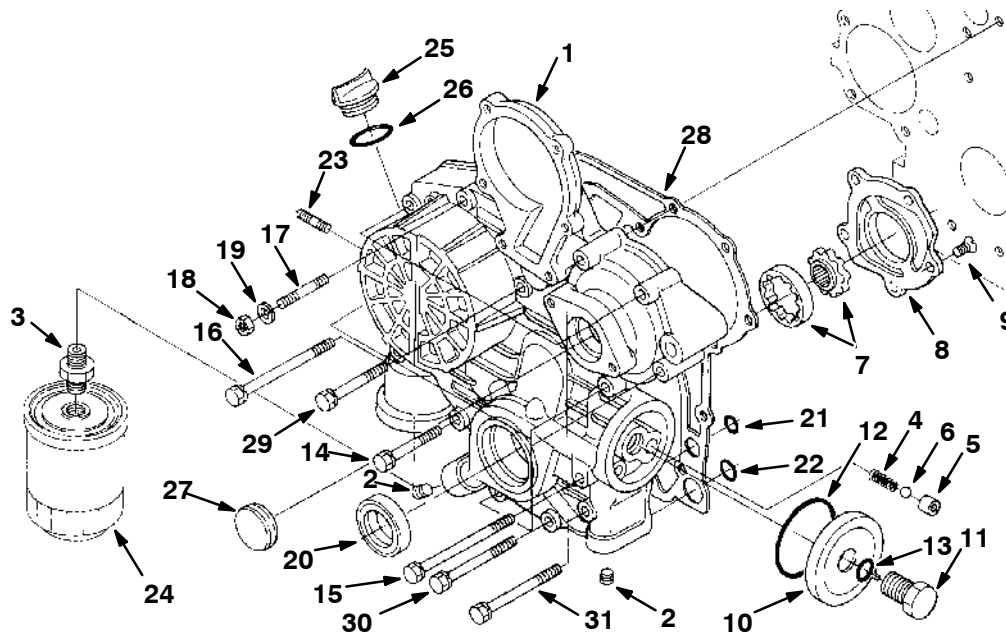


07411 - 8200, 6500L, D

Ref.	Tennant Part No.	Kubota Part Number	Description	Qty.
1	71996	16241-0175-0	Hook, Engine 1	1
2	71997	16241-0177-0	Hook, Engine 2	1
3	39073	01123-50814	Bolt	2
▽ 4	84631	16060-0304-0	Cylinder Head Assy	1
▲ 5	51331	15321-9626-0	Cap, Sealing	1
▲ 6	39088	15261-9601-0	Plug	2
▲ 7	70895	16241-1354-0	Guide, Inlet Valve	4
▲ 8	70896	16241-1356-0	Guide, Exhaust Valve	4
▲ 9	71999	15261-0337-0	Cap, Sealing	3
10	70897	16241-0345-0	Bolt, Cylinder Head	18
11	70899	16282-0331-0	Gasket, Cyclinder Head	1
	66194	16286-99350	Gasket Set, Upper	1
12	72010	15841-9602-0	Plug	1
13	39063	15221-3370-0	O-Ring	1



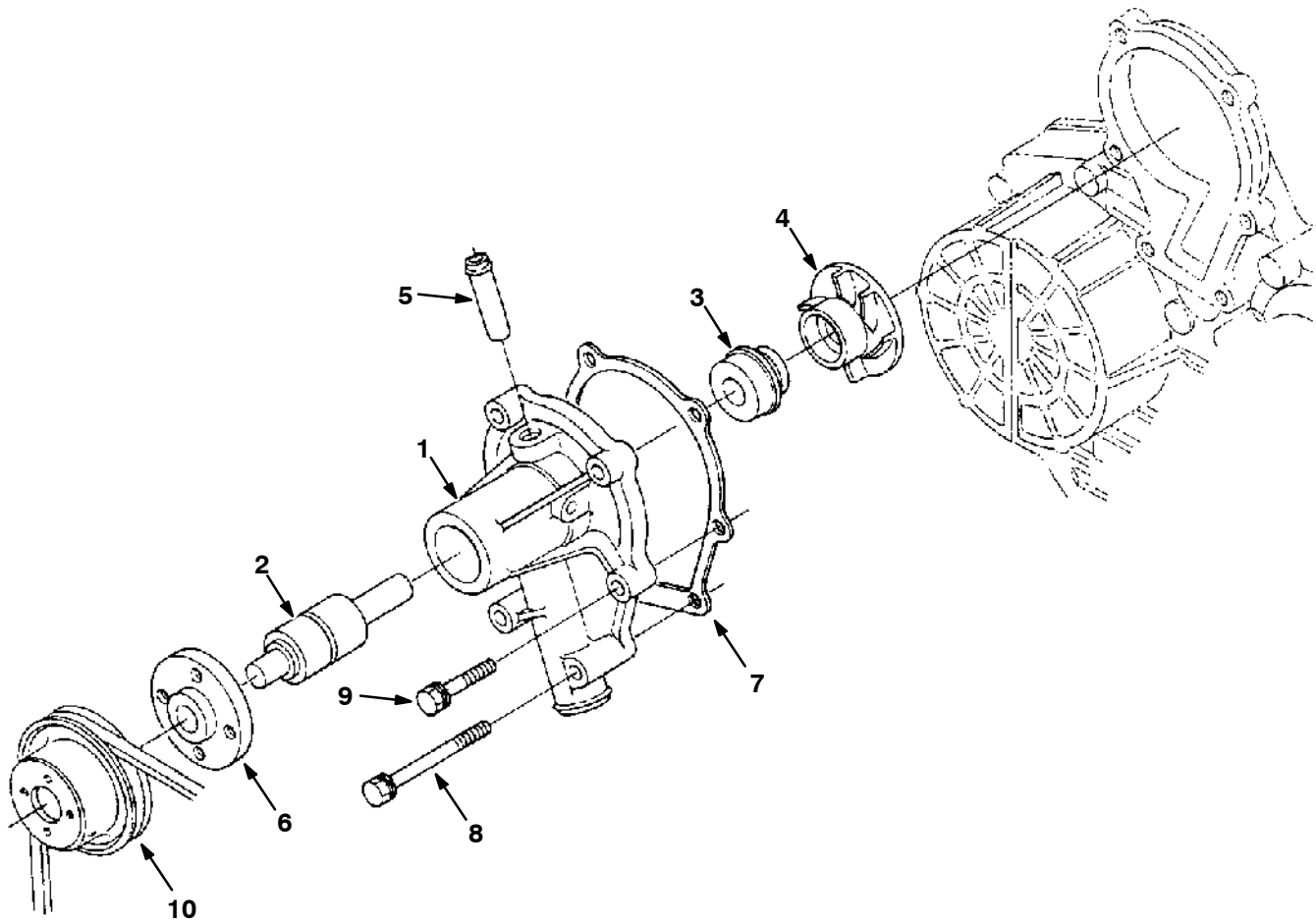
**Fig. 4 - Gear Case Group**



07413 - 7400, 6500L, D

Ref.	Tennant Part No.	Kubota Part Number	Description	Qty.
▽ 1	72011	06259-0402-0	Comp. Case, Gear	1
▲ 2	72012	17331-9604-0	Plug	4
▲ 3	12916	15241-3229-0	Joint, Pipe	1
▲ 4	70900	16241-3695-0	Spring	1
▲ 5	70901	16241-3693-0	Seat, Valve	1
▲ 6	70902	07715-00201	Ball	1
▲ 7	70903	16241-3507-0	Assembly Rotor, Oil Pump	1
▲ 8	70904	16259-3513-0	Cover, Oil Pump	1
▲ 9	72013	16241-9312-0	Screw	5
▲ 10	70905	16259-3288-2	Cover	1
▲ 11	70906	16259-3290-0	Bolt	1
▲ 12	70907	01814-50600	O-Ring	1
▲ 13	39103	04811-00150	O-Ring	1
14	72014	15841-9104-0	Bolt	1
15	72015	16241-9104-0	Bolt	2
16	72016	16259-9104-0	Bolt	1
17	72017	01513-50645	Stud	1
18	39121	02056-50060	Nut	1
19	39065	04512-50060	Washer, Spring	1
20	70909	16259-0421-2	Seal, Oil	1
21	70910	14814-06100	O-Ring	2
22	70911	04814-00150	O-Ring	2
23	72018	01513-50616	Stud	2
24	55849	16271-3209-0	Assembly Cartridge, Oil	1
25	39161	15221-3314-0	Oil Filter, Plug	1
26	70913	04814-50300	O-Ring	1
27	70189	16264-83341	Cover	1
28	70912	16264-0413-0	Gasket, Gear Case	1
29	72993	01023-50645	Bolt	3
30	72994	01023-50650	Bolt	4
31	72995	01023-50655	Bolt	2

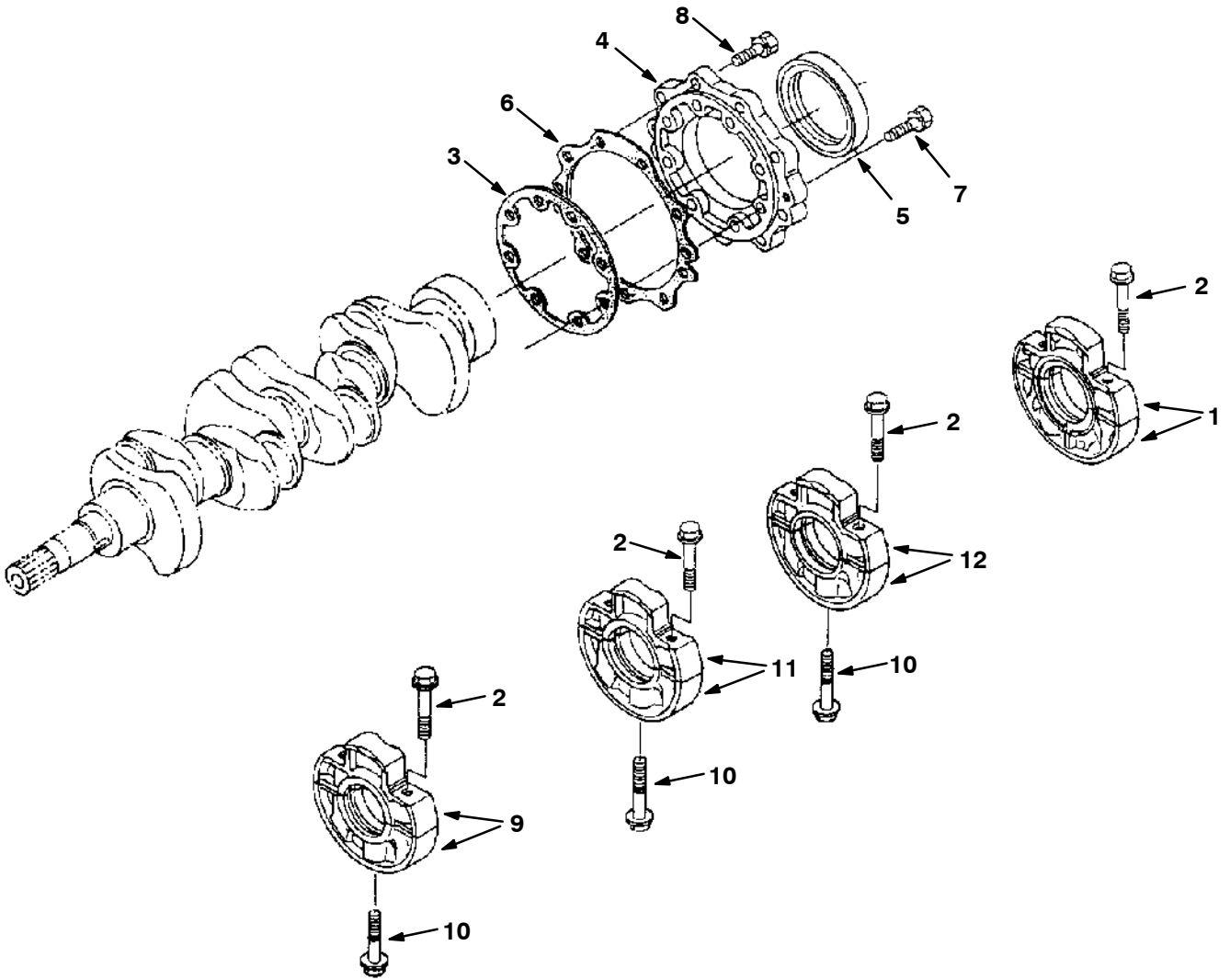
Fig. 5 - Water Pump Group



07415 - D

Ref.	Tennant Part No.	Kubota Part Number	Description	Qty.
▽ 1	66205		Assembly Pump, Water	1
▲ 2	70915	16241-7355-0	Bearing, Ball	1
▲ 3	70916	16241-7305-0	Assembly Seal, Mechanical	1
▲ 4	70917	16241-7351-0	Impeller, Water Pump	1
▲ 5	70918	16241-7334-0	Pipe, Water Return 1	1
▲ 6	70919	16259-7352-0	Flange, Water Pump	1
▲ 7	70920	16259-73430	Gasket, Water Pump	1
		8 72997	Bolt	2
		9 72996	Bolt	4
		10 55847	Pully, Fan	1

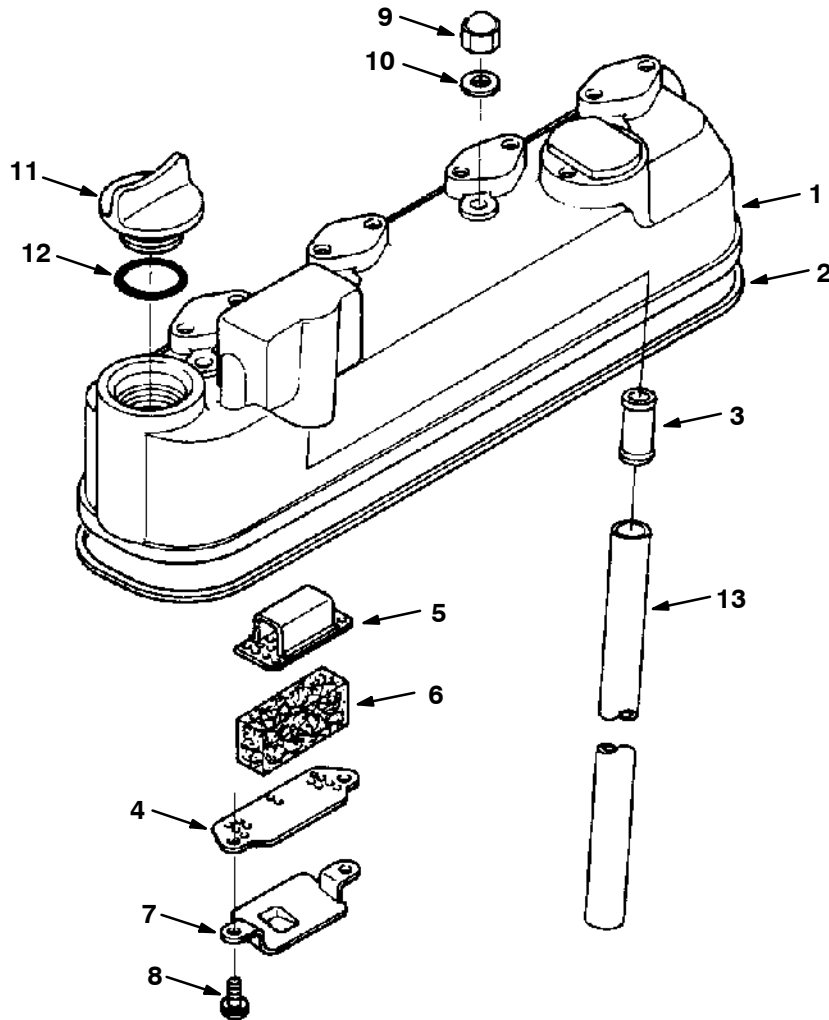
Fig. 6 - Main Bearing Case Group



07417 - D

Ref.	Tennant Part No.	Kubota Part Number	Description	Qty.
1	70921	16241-0409-0	Assembly Case, Main Bearing	1
2	72998	16241-0454-0	Bolt, Bearing Case 1	8
3	70922	16264-0436-0	Gasket, Bearing Case	1
4	70923	16241-0481-3	Cover, Bearing Case	1
5	70924	16241-0446-0	Seal, Oil	1
6	70925	16264-0482-0	Gasket, Bearing Case Cover	1
7	72999	01023-50625	Bolt	8
8	39119	01023-50620	Bolt	9
9	70926	16261-0404-0	Assembly Case, Main Bearing 1	1
10	73479	16241-0456-0	Bolt, Bearing Case 2	3
11	70927	16261-0405-0	Assembly Case, Main Bearing 2	1
12	70928	16282-0406-0	Assembly Case, Main Bearing 3	1

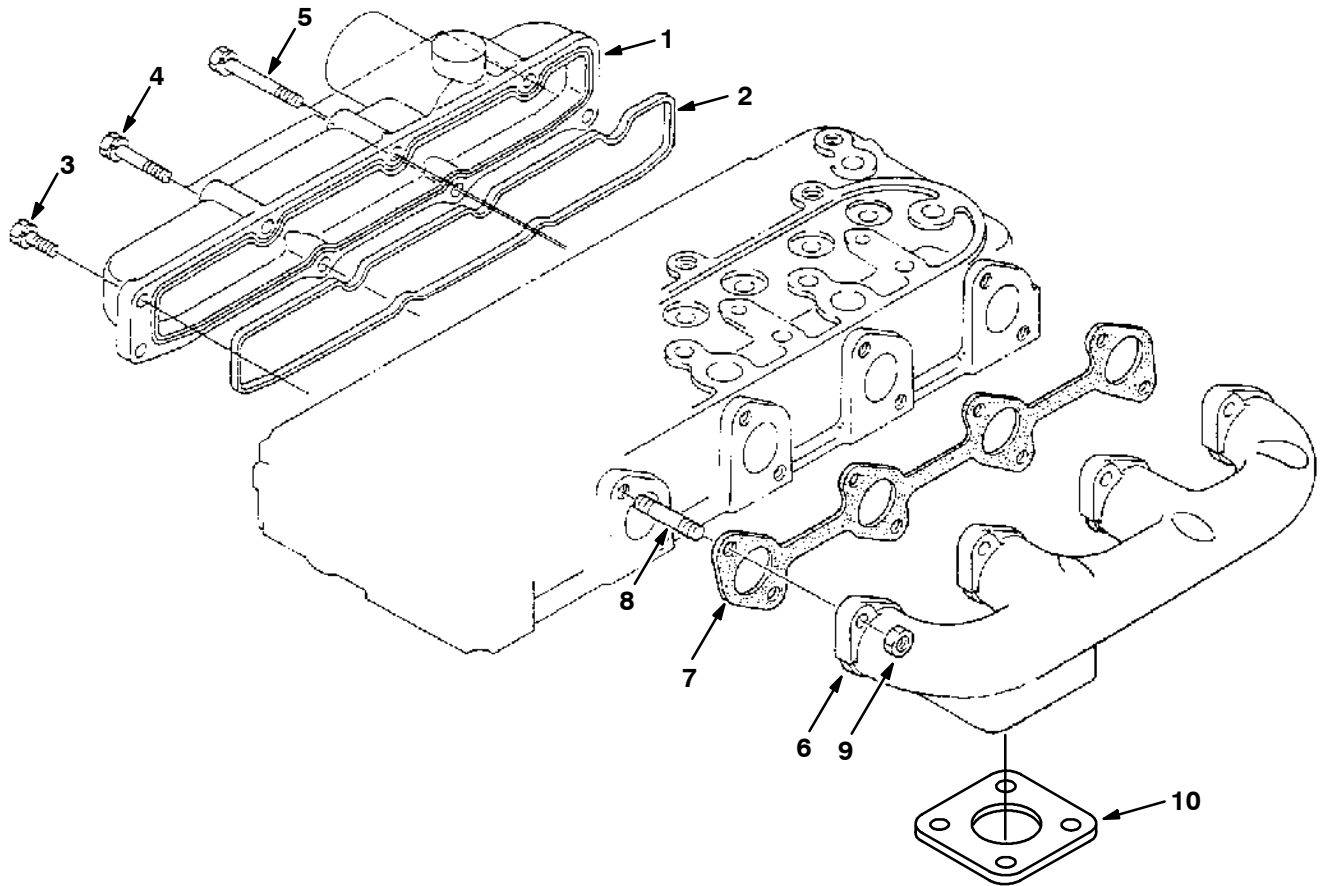
**Fig. 7 - Head Cover Group**



07419 - D

Ref.	Tennant Part No.	Kubota Part Number	Description	Qty.
▽ 1	73480	16241-1450-0	Cover, Cylinder Head	1
▲ 2	70929	16241-1452-0	Gasket, Head Cover	1
▲ 3	73481	16241-0555-0	Joint, Breather Pipe	1
▲ 4	70930	16241-0514-0	Plate, Element 1	1
▲ 5	70931	16241-0515-0	Plate, Element 2	1
▲ 6	70932	16241-0567-0	Element, Breather	1
▲ 7	70933	16241-0537-0	Oil Shield, Breather	1
▲ 8	73482	03024-50510	Screw, With Washer	2
9	73483	15952-9233-0	Nut, Cap	4
10	73484	15951-9666-0	Gasket	4
11	361374	15852-3314-0	Plug, Oil Filler	1
12	39162	04811-50300	O-Ring	1
13	73485	16241-0551-0	Pipe, Breather	1

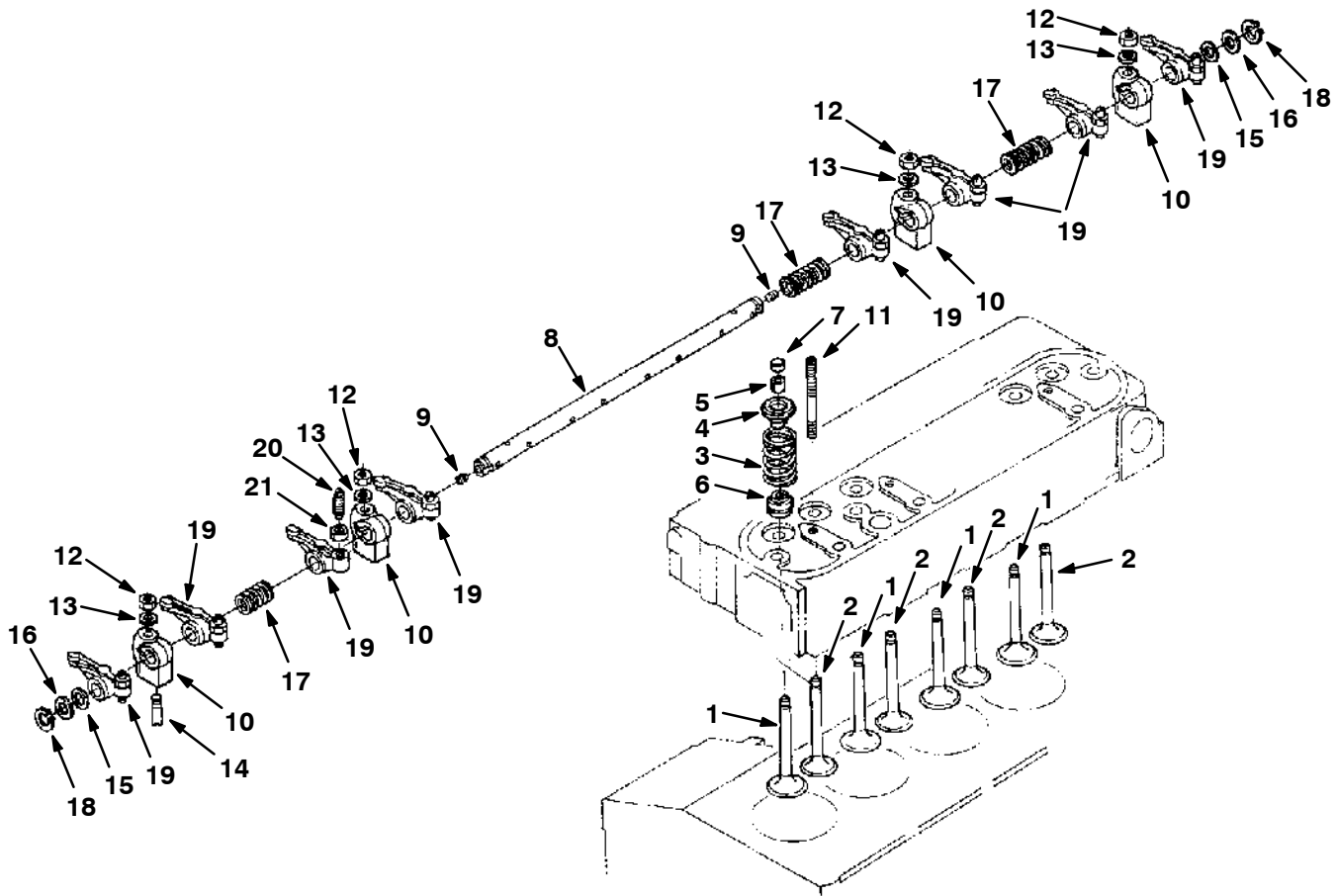
Fig. 8 - Manifold Group



07421 - D

Ref.	Tennant Part No.	Kubota Part Number	Description	Qty.
1	73486	16271-1176-3	Manifold, Inlet	1
2	70934	16241-1182-0	Gasket, In-manifold	1
3	40409	01023-50618	Bolt	3
4	72996	01023-50630	Bolt	2
5	72994	01023-50650	Bolt	3
6	73487	16283-12310	Manifold, Exhaust, Front, Down	1
7	70935	16299-1236-0	Gasket, Ex-manifold	1
8	73488	16241-9149-0	Stud	8
9	361427	16271-9201-1	Nut	8
10	51332	15263-1237-0	Gasket Ku	1

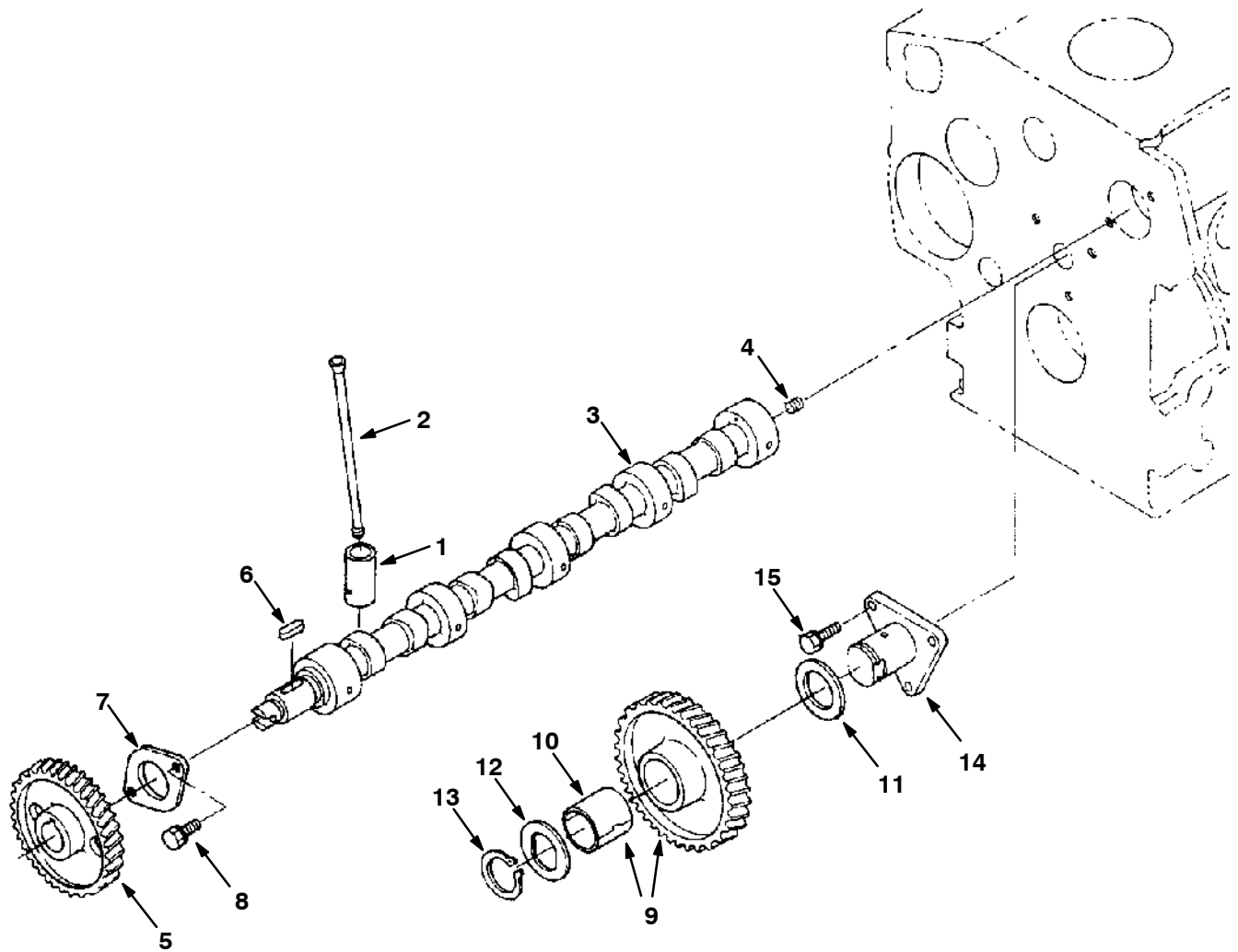
Fig. 9 - Valve, Rocker Arm Group



07423 - D

Ref.	Tennant Part No.	Kubota Part Number	Description	Qty.
1	70936	16241-1311-0	Valve, Inlet	4
2	70937	16241-1312-0	Valve, Exhaust	4
3	73491	16271-1324-0	Spring, Valve	8
4	73492	16241-1333-0	Retainer, Valve Spring	8
5	73493	15261-1336-0	Collet, Valve Spring	8
6	73494	16241-1315-0	Seal, Valve Stem	8
7	361392	16241-1328-1	Cap, Valve	8
▽ 8	73495	16241-1405-0	Assembly Shaft, R-arm	1
▲ 9	73496	03410-50606	Screw, Set	2
10	73497	16241-1435-0	Bracket, Rocker Arm	4
11	73498	16241-1441-0	Stud	4
12	73499	15261-9201-0	Nut	4
13	73500	15261-9401-0	Washer, Plain	4
14	73501	15261-1442-0	Screw, Set	1
15	73502	16241-1443-0	Washer 1	2
16	73503	16241-1444-0	Washer 2	2
17	73504	16241-1431-0	Spring, Rocker Arm	3
18	73505	04612-00120	Cir-clip, External	2
▽ 19	73506	16241-1403-0	Assembly Rocker Arm	8
▲ 20	73507	16241-1423-0	Screw, Adjusting	8
▲ 21	73508	16241-1424-0	Nut	8

**Fig. 10 - Camshaft Group**



07425 - D

Ref.	Tennant Part No.	Kubota Part Number	Description	Qty.
1	12895	16261-1555-0	Tappet	8
2	73509	16241-1511-0	Push Rod	8
▽ 3	73510	16271-1601-0	Assembly Camshaft	1
▲ 4	39197	15521-9361-0	Screw, Set	1
▲ 5	73511	16241-1651-0	Gear, Camshaft	1
▲ 6	73512	05712-00518	Key, Feather	1
▲ 7	73513	16241-1627-0	Stopper, Camshaft	1
▲ 8	39160	01053-50614	Bolt	2
▽ 9	73514	16271-2401-0	Comp Idle Gear 1	1
▲ 10	73515	16271-2498-0	Bush, Idle Gear	1
11	73516	16241-2436-0	Collar, Idle Gear 1	1
12	73517	16241-2437-0	Collar, Idle Gear 2	1
13	73518	16241-2432-0	Cir-clip, Idle Gear	1
14	73519	16241-2425-0	Shaft, Idle Gear 1	1
15	41973	01023-50616	Bolt	3

Fig. 11 - Piston and Crankshaft Group

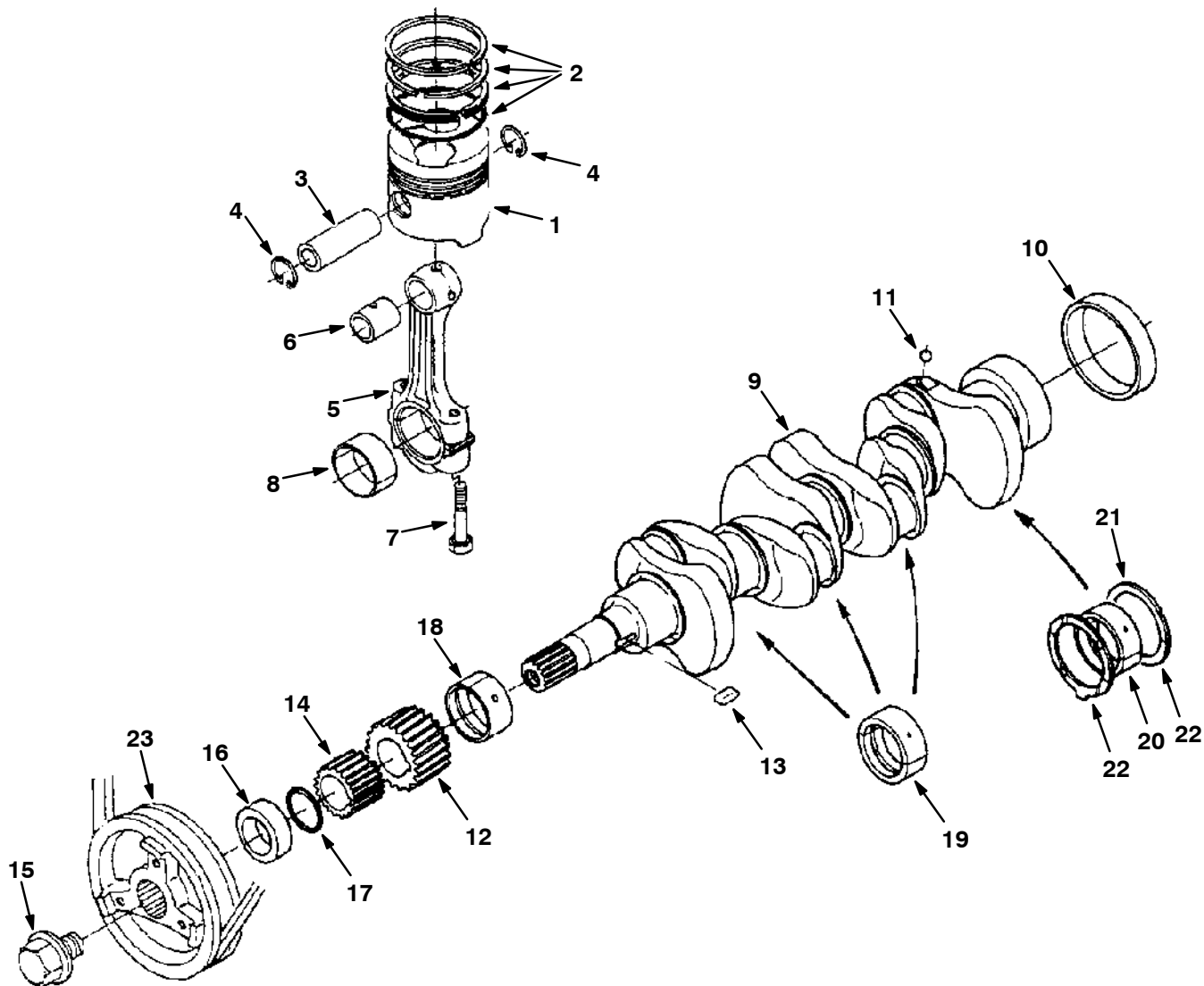
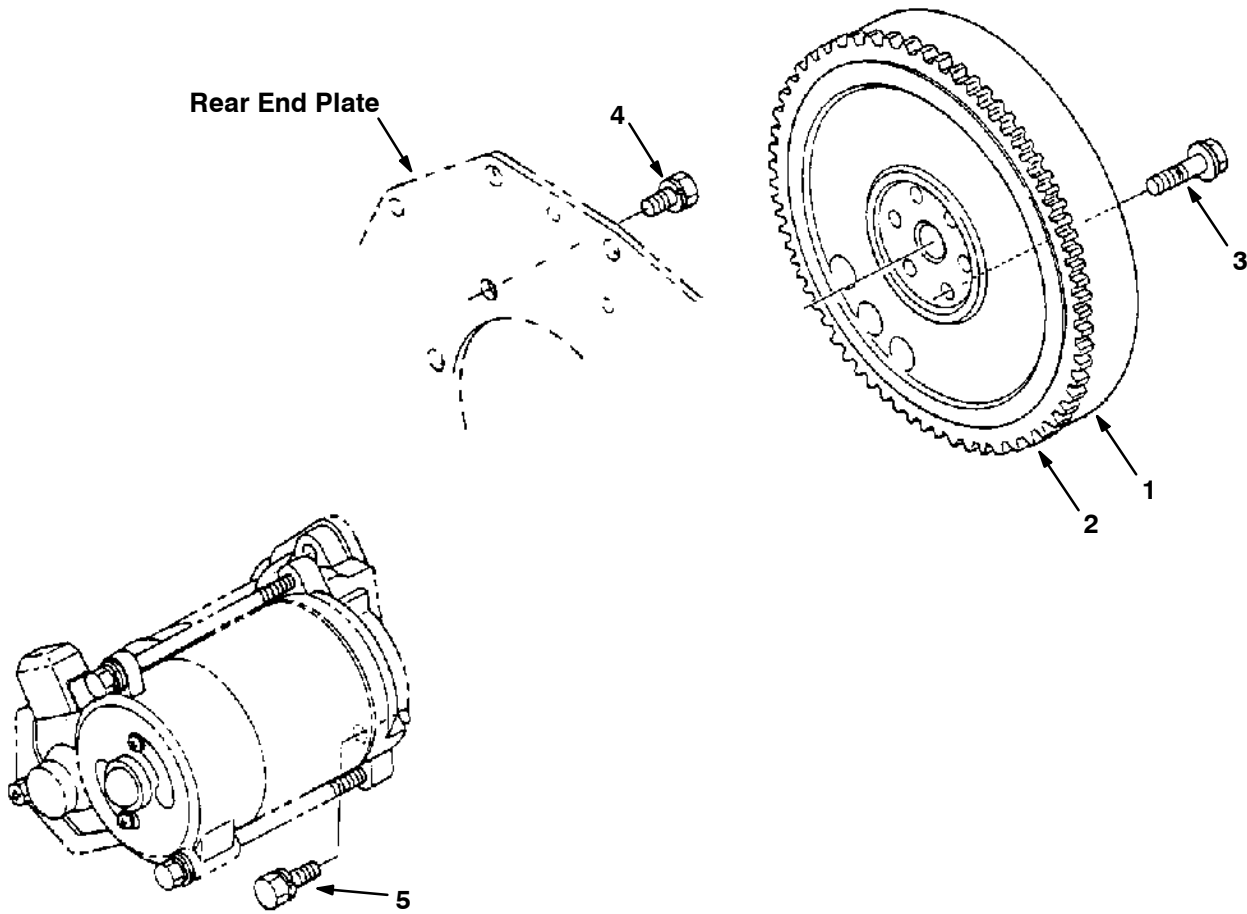




Fig. 11 - Piston and Crankshaft Group

Ref.	Tennant Part No.	Kubota Part Number	Description	Qty.
1	73520	16060-2111-0	Piston	4
1	73521	16060-2191-0	Piston 05	4
2	70938	16261-2105-0	Assembly Piston Ring	4
2	70939	16261-2109-0	Assembly Piston Ring 05	4
3	73522	16241-2131-0	Pin, Piston	4
4	73523	16241-2133-0	Cir-clip, Piston Pin	8
▽	5	73524	Assembly Connecting Rod	4
▲	6	70940	Bush, Piston Pin	4
▲	7	73525	Bolt, Connecting Rod	8
▲	8	70941	Metal, Crankpin	4
▲	8	66204	Metal, Crankpin 02	4
▲	8	66207	Metal, Crankpin 04	4
▽	9	73526	Comp. Crankshaft	1
▲	10	70942	Sleeve, Crankshaft	1
▲	11	73527	07715-00401 Ball	4
▲	12	73528	16241-2411-0 Gear, Crankshaft	1
▲	13	73529	16271-9523-0 Key	1
▲	14	73530	16241-3563-0 Gear, Oil Pump Drive	1
	15	73532	16241-9102-3 Bolt	1
	16	70943	16241-2325-0 Collar, Crankshaft	1
	17	70944	04811-10280 O-Ring	1
	18	70945	16241-2347-0 Metal, Crankshaft 1	1
	18	70946	16241-2391-0 Metal, Crankshaft1 02	1
	18	70947	16241-2392-0 Metal, Crankshaft1 04	1
	19	70948	16241-2348-0 Metal, Crankshaft 2	3
	19	70949	16241-2393-0 Metal, Crankshaft2 02	3
	19	70950	16241-2394-0 Metal, Crankshaft2 04	3
	20	70951	16241-2349-0 Metal, Crankshaft 3	1
	20	70952	16241-2386-0 Metal, Crankshaft3 02	1
	20	70953	16241-2387-0 Metal, Crankshaft3 04	1
	21	10844	15521-2353-0 Metal, Side 1	2
	21	70954	15521-2395-0 Metal, Side 1 02	2
	21	70955	15521-2396-0 Metal, Side 1 04	2
	22	10845	19202-2354-0 Metal, Side 2	2
	22	30121	19202-2397-0 Metal, Side 2 02	2
	22	30122	19202-2398-0 Metal, Side 2 04	2
	23	73531	16271-74281 Pulley, Fan Drive, 112mm	1

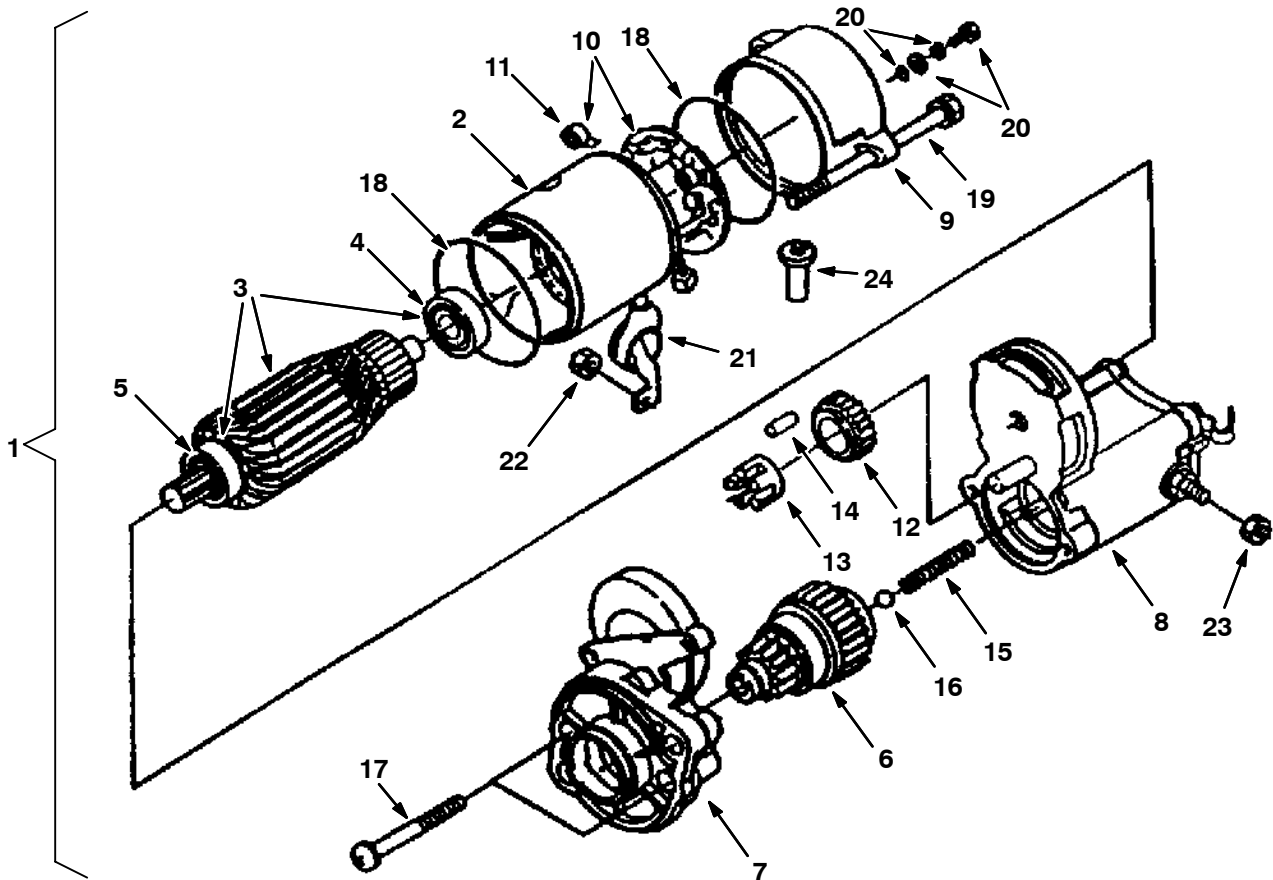
Fig. 12 - Flywheel Group



07429 - D

Ref.	Tennant Part No.	Kubota Part Number	Description	Qty.
▽ 1	70956	16614-2501-2	Comp. Flywheel	1
▲ 2	70957	15262-6382-0	Gear, Ring	1
3	73533	16241-2516-0	Bolt, Flywheel	6
4	73534	15261-9119-0	Bolt	8
5	73535	01123-50830	Bolt	2

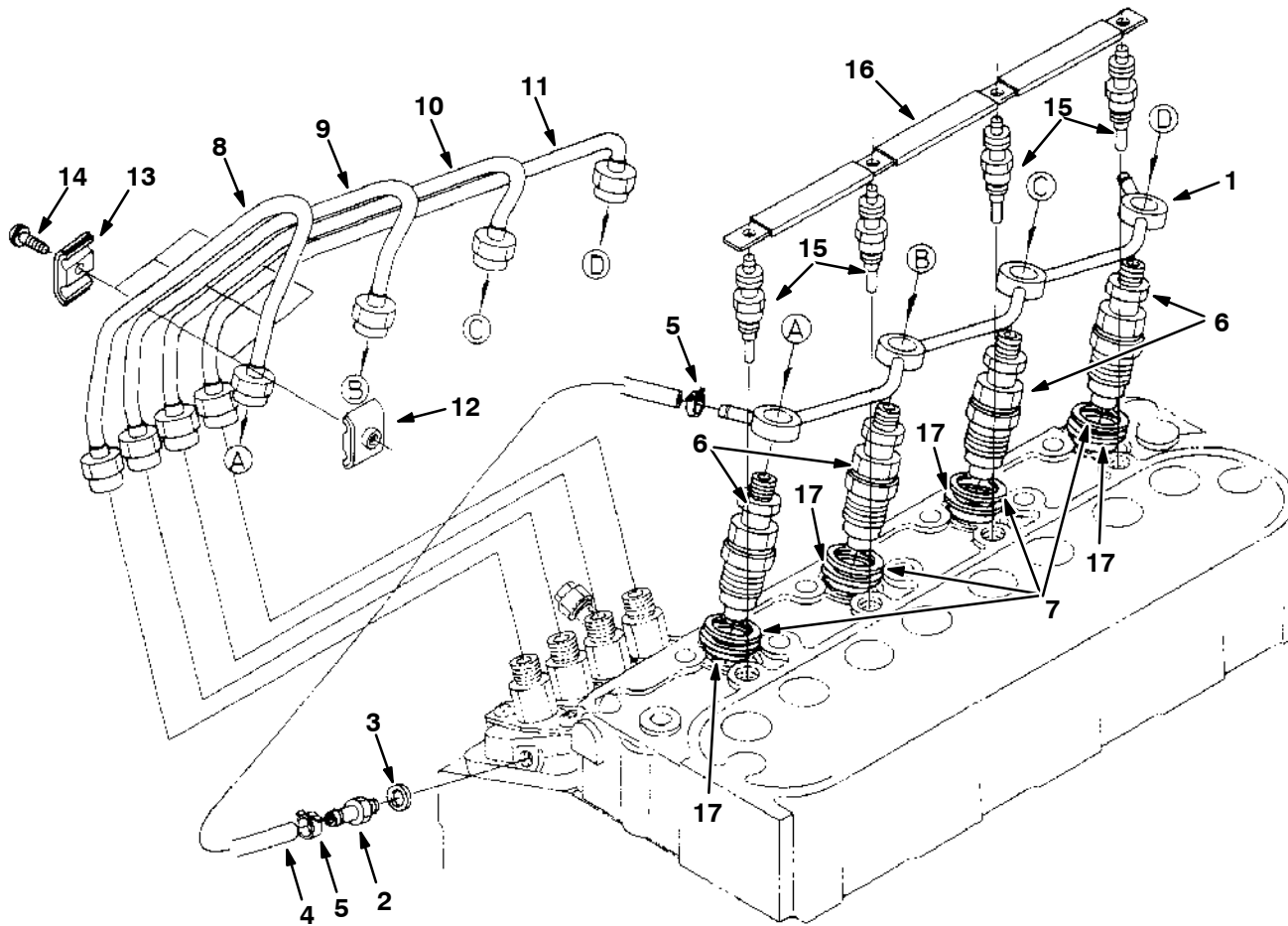
Fig. 13 - Starter Breakdown, 74405



10182 - D

Ref.	Tennant Part No.	Kubota Part Number	Description	Qty.
▽ 1	74405	16695-63012	Assy Starter	1
▲ 2	70196	11460-63080	Assy Yoke	1
▲▽ 3	70197	11460-63070	Assy Armature	1
▲▲ 4	70198	11460-6350-0	Bearing	1
▲▲ 5	70199	11460-6353-0	Bearing	1
▲ 6	70200	34070-16810	Clutch, Over Running	1
▲ 7	70201	16285-63030	Frame, Drive End	1
▲ 8	70202	16695-63022	Assy Switch, Magneto	1
▲ 9	70203	16695-63202	Frame, End	1
▲▽ 10	70204	16695-63380	Assy Holder, Brush	1
▲▲ 11	70205	11460-63390	Spring, Brush	4
▲ 12	70206	34070-16820	Gear	1
▲ 13	70207	11460-6311-0	Retainer	1
▲ 14	73545	19212-6310-0	Roller	5
▲ 15	70208	11460-6312-0	Spring	1
▲ 16	73547	19212-9713-0	Ball	1
▲ 17	70209	11460-9331-0	Bolt	2
▲ 18	20433	15511-9666-0	O-Ring	2
▲ 19	70210	11460-63320	Bolt	2
▲ 20	20432	15511-6376-0	Assy Bolt	2
▲ 21	70211	16695-63870	Cover	1
▲ 22	73551	13963-92010	Nut, Hexagon	1
▲ 23	70212	16285-9201-0	Nut, Hexagon	1
▲ 24	70213	16285-6357-0	Pipe, Drain	1

Fig. 14 - Nozzle Holder Group



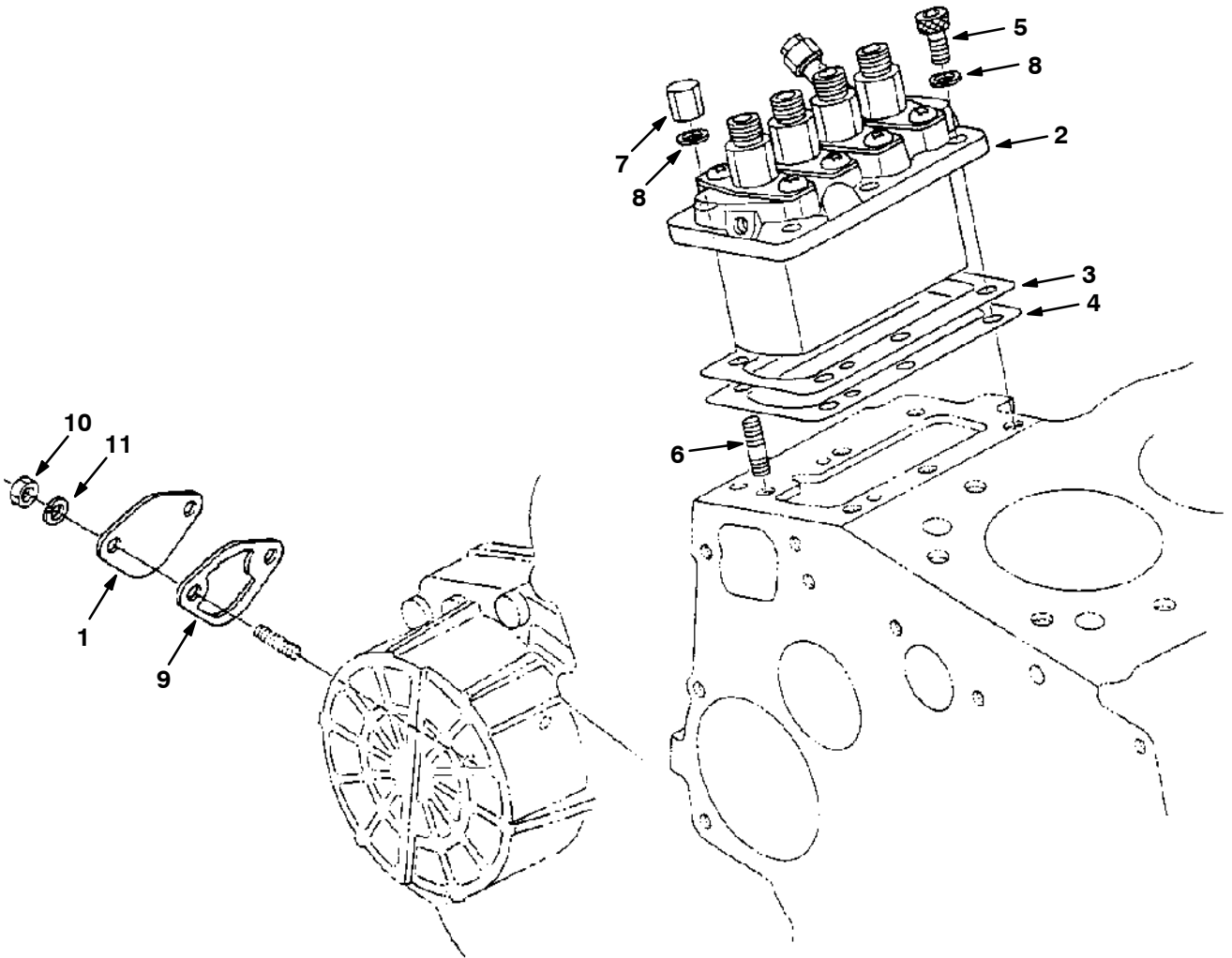
07433 - D

Ref.	Tennant Part No.	Kubota Part Number	Description	Qty.
1	73554	16271-4250-2	Pipe, Over Flow	1
2	73555	15841-5136-0	Screw	1
3	40166	15601-9665-0	Gasket	1
▽ 4	361373	15841-4250-1	Assembly Pipe, Over Flow	1
▲ 5	361368	10244-42320	Band, Pipe	2
6	393673	16261-53000 ①	Holder Assy, Nozzle	4
6	393674	16032-53000 ②	Holder Assy, Nozzle	4
7	70964	15841-5362-0	Gasket	4
8	70965	16271-5371-2	Pipe, Injection 1	1
9	70966	16271-5372-2	Pipe, Injection 2	1
10	70967	16271-5373-2	Pipe, Injection 3	1
11	70968	16271-5374-2	Pipe, Injection 4	1
12	30131	15841-5385-0	Clamp, Pipe 1	3
13	30132	15841-5386-0	Clamp, Pipe 2	3
14	39508	03024-50520	Screw, With Washer	3
15	84638	16851-6551-0	Plug, Glow	4
16	73560	16271-6556-0	Cord, Glow Plug	1
17	20719	19077-5365-0	Seal, Heat	4

① Kubota Serial Number (000000-489289)

② Kubota Serial Number (489290- )

Fig. 15 - Injection Pump Group



07437 - D

Ref.	Tennant Part No.	Kubota Part Number	Description	Qty.
1	73565	15852-52140	Fuel Pump Cover Plate	1
2	84635	16060-5101-0	Pump Assembly, Injection (See Injection Pump Breakdown)	1
3	70972	16040-5209-2	Shim, Injection Pump, 0.20 mm	1
4	70973	16040-5211-2	Shim, Injection Pump, 0.25 mm	2
4	84644	16040-5212-2	Shim, Injection Pump, 0.30 mm	1
5	73561	01311-10620	Bolt	3
6	73562	15841-9150-0	Stud	3
7	73563	15841-9232-0	Nut, Cap	3
8	39065	04512-50060	Washer, Spring	6
9	70974	15841-5214-0	Gasket, Fuel Pump	1
10	39121	02056-50060	Nut	2
11	39065	04512-50060	Washer, Spring	2

Fig. 16 - Injection Pump Breakdown

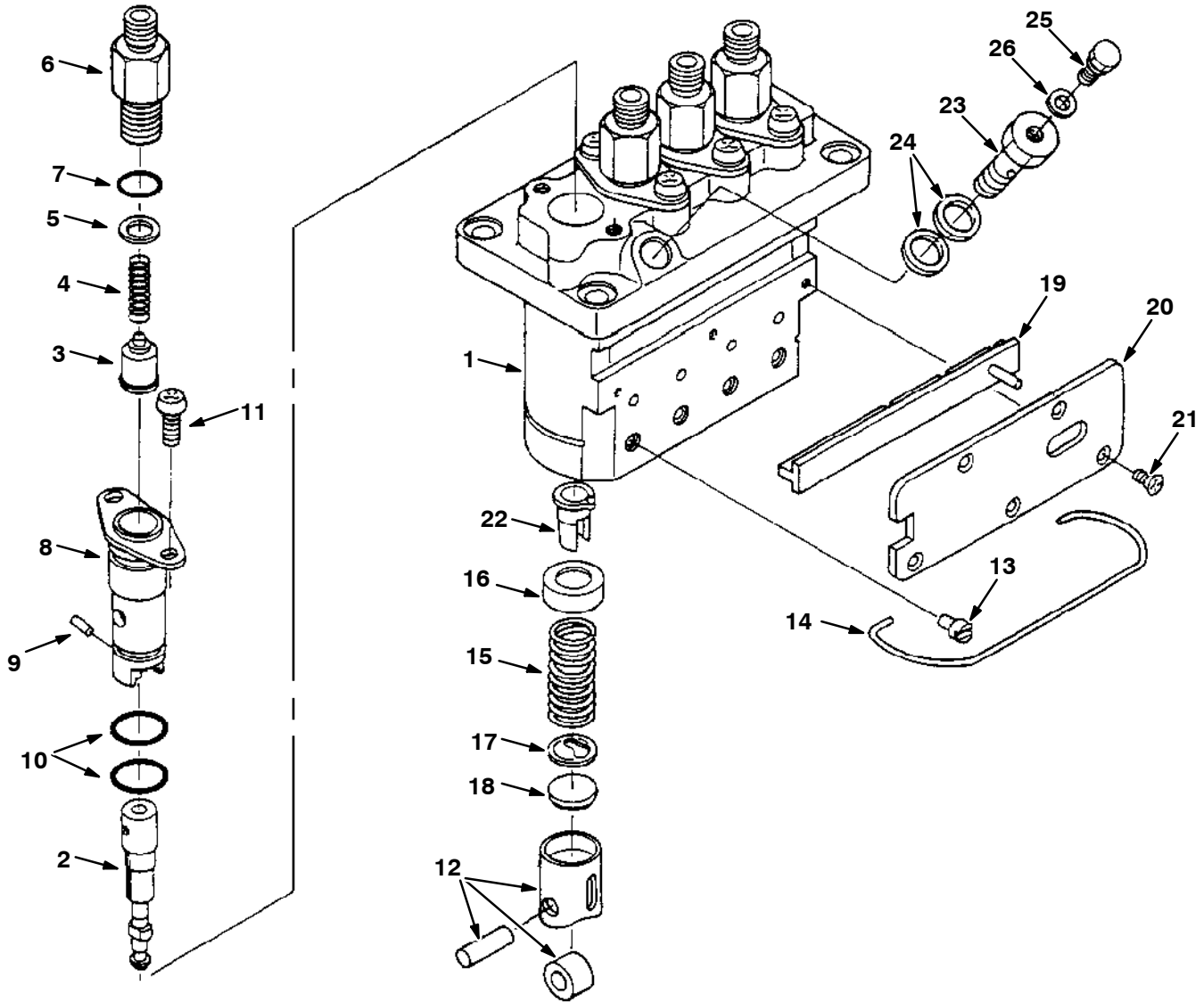
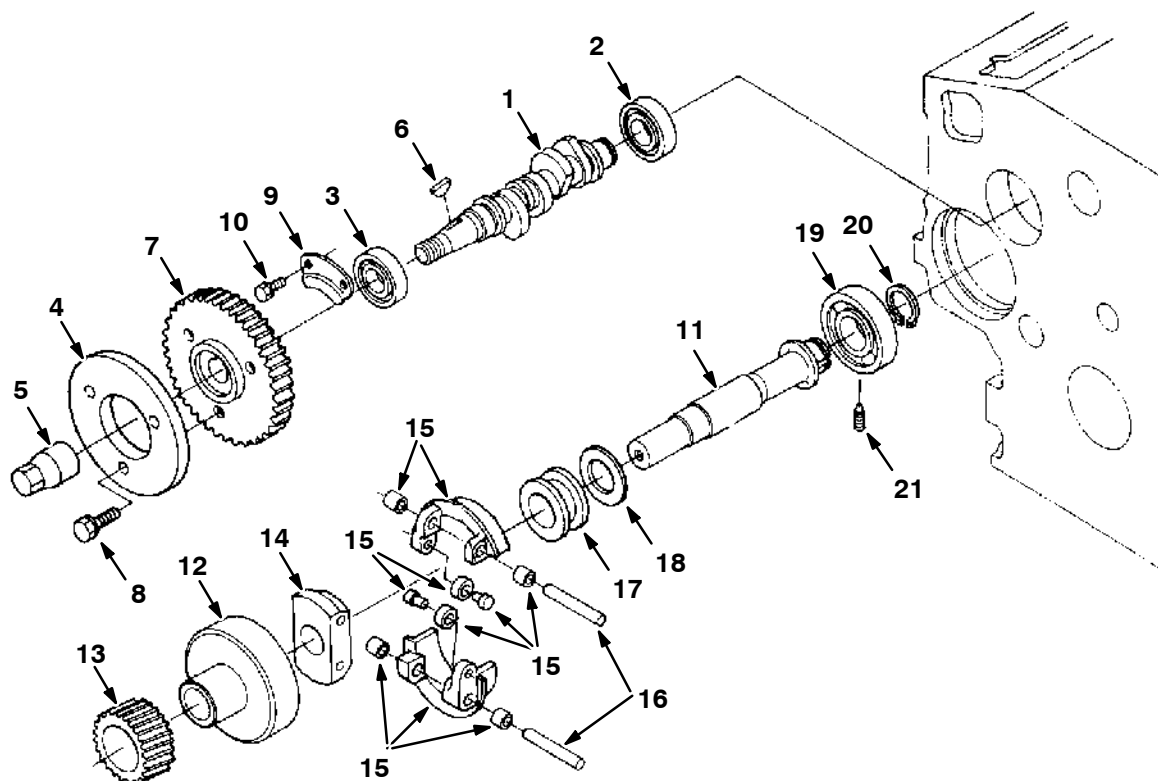


Fig. 16 - Injection Pump Breakdown

	Ref.	Tennant Part No.	Kubota Part Number	Description	Qty.
▽	1	84635	16060-5101-0	Pump Assembly, Injection	1
▲	2	84648	16030-5105-0	Plunger, Pump	4
▲	3	73567	15841-5103-0	Valve, Delivery	4
▲	4	73568	15841-5123-0	Spring, Delivery Valve	4
▲	5	73569	15841-5124-0	Gasket, Delivery Valve	4
▲	6	73570	16271-5122-0	Holder, Delivery Valve	4
▲	7	73571	15841-9676-0	O-Ring	4
▲	8	73572	15841-5156-0	Flange, Sleeve	4
▲	9	73573	15841-9457-0	Pin, Joint	4
▲	10	73574	15841-5120-0	O-Ring	8
▲	11	73575	15862-9143-0	Screw	8
▲	12	73576	15841-5107-0	Assembly Tappet	4
▲	13	73577	15841-5125-0	Pin, Tappet Guide	4
▲	14	73578	16271-5143-0	Pin, Clamp	1
▲	15	73579	15841-5128-0	Spring, Plunger	4
▲	16	73580	15841-5127-0	Seat, Spring Upper	4
▲	17	73581	15841-5129-0	Seat, Spring Lower	4
▲	18	73582	15841-5149-0	Shim	1
▲	19	84649	16060-5106-0	Rack, Control	1
▲	20	84650	16060-5154-0	Plate	1
▲	21	73585	15841-9311-0	Screw	5
▲	22	73586	15841-5138-0	Sleeve, Control	4
▲	23	84651	16030-5132-0	Screw, Follow	1
▲	24	73588	15841-9665-0	Gasket	2
▲	25	73589	15841-5135-0	Screw	1
▲	26	73590	15841-9666-0	Gasket	1

Fig. 17 - Fuel Camshaft Group

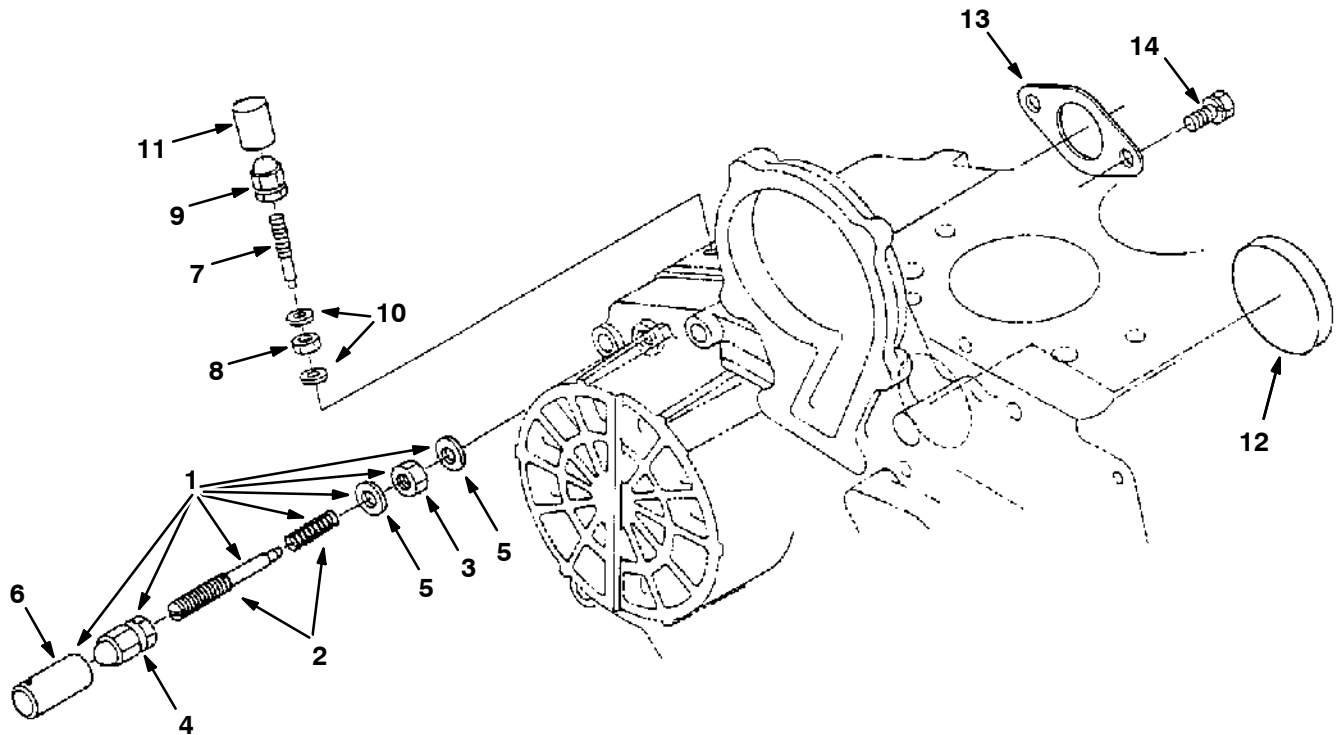


07441 - D

Ref.	Tennant Part No.	Kubota Part Number	Description	Qty.	
1	84636	16040-1617-0	Camshaft, Fuel	1	
2	70975	08103-06202	Bearing, Ball	1	
3	70976	08103-06204	Bearing, Ball	1	
4	73592	16241-5111-3	Cam, Fuel	1	
5	73593	16241-9233-0	Nut, Cap	1	
6	73594	16241-9523-0	Key, Woodruff	1	
7	73595	16272-5115-0	Gear, Injection Pump	1	
8	40409	01023-50618	Bolt	3	
9	73596	16241-1632-0	Stopper	1	
10	71995	01023-50612	Bolt	2	
▽	11	73597	16282-5501-2	Assembly Shaft, Governor	1
▲	12	73598	16241-5539-2	Holder, Governor Gear	1
▲	13	73599	16282-5532-0	Gear, Governor	1
▲	14	73600	16241-5527-0	Holder,	1
▲	15	73601	16241-5506-2	Comp. Weight, Governor	2
▲	16	73602	16241-5526-0	Shaft, Governor Weight	2
▲	17	70977	16241-5545-0	Sleeve, Governor	1
▲	18	70978	16241-5546-3	Washer, Thrust	1
	19	70979	08101-06304	Bearing, Ball	1
	20	73603	16271-5541-0	Cir-clip, Governor Shaft	1
	21	73604	16241-5555-4	Screw, Set	1



**Fig. 18 - Idling Group**

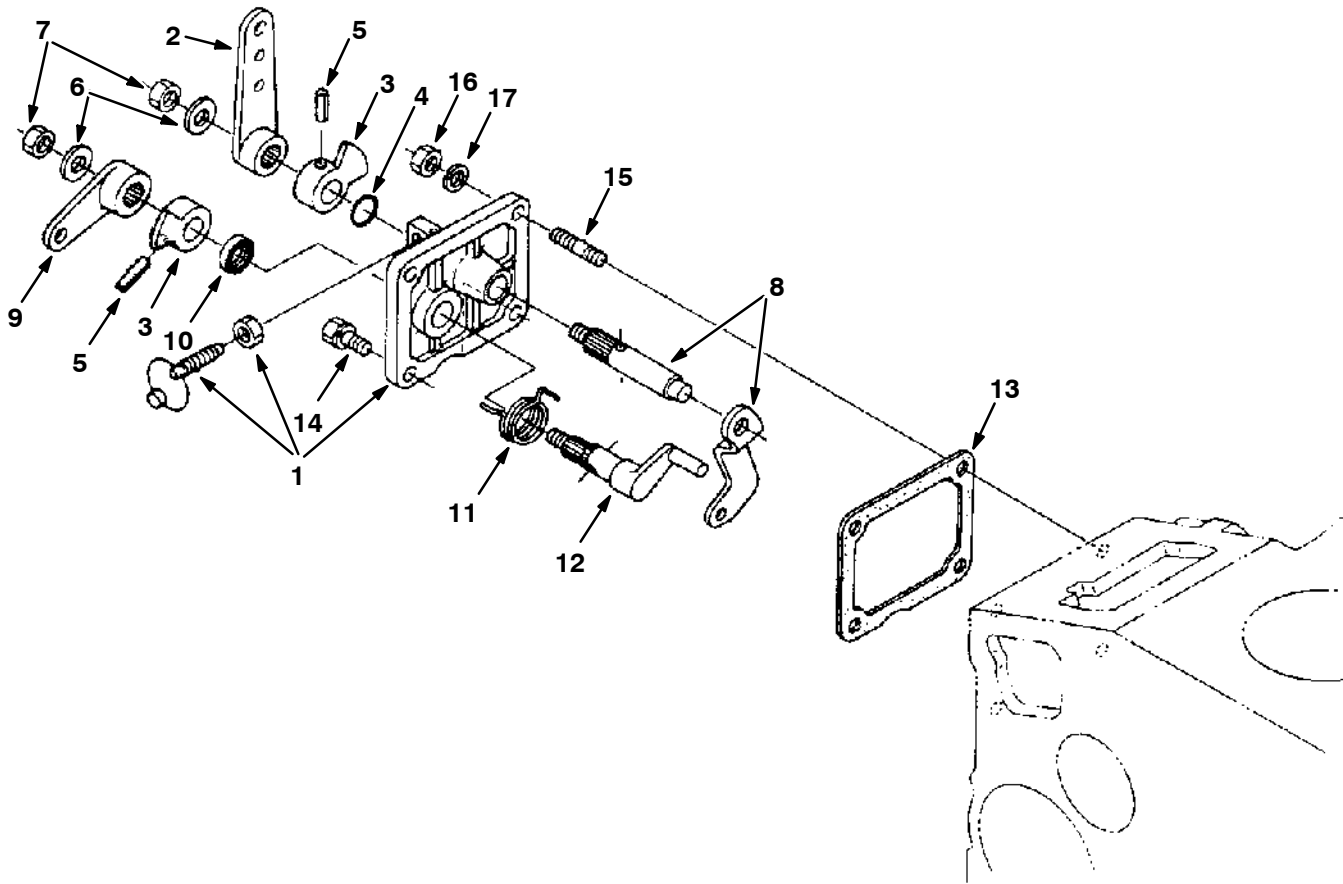


07443 - 7400, 6500L, D

Ref.	Tennant Part No.	Kubota Part Number	Description	Qty.
▽ 1	70980	16285-5409-0	Assembly Apparatus, Idle	1
▲ 2	73605	16285-5410-0	Assembly Bolt, Adjusting	1
▲ 3	73606	15841-9202-0	Nut	1
▲ 4	73607	15841-9233-0	Nut, Cap	1
▲ 5	40166	15601-9665-0	Gasket	2
▲ 6	30136	16241-5442-0	Cap	1
7	73610	16241-5412-0	Bolt, Adjusting	1
8	73606	15841-9202-0	Nut	1
9	73607	15841-9233-0	Nut, Cap	1
10	40166	15601-9665-0	Gasket	2
11	30136	16241-5442-0	Cap	1
12	70188	16264-83151	Cover	1
13	70165	16299-60150	Gasket, Thrtl Blk	1
14	39160	01053-50614	Bolt	2

# ENGINE BREAKDOWN

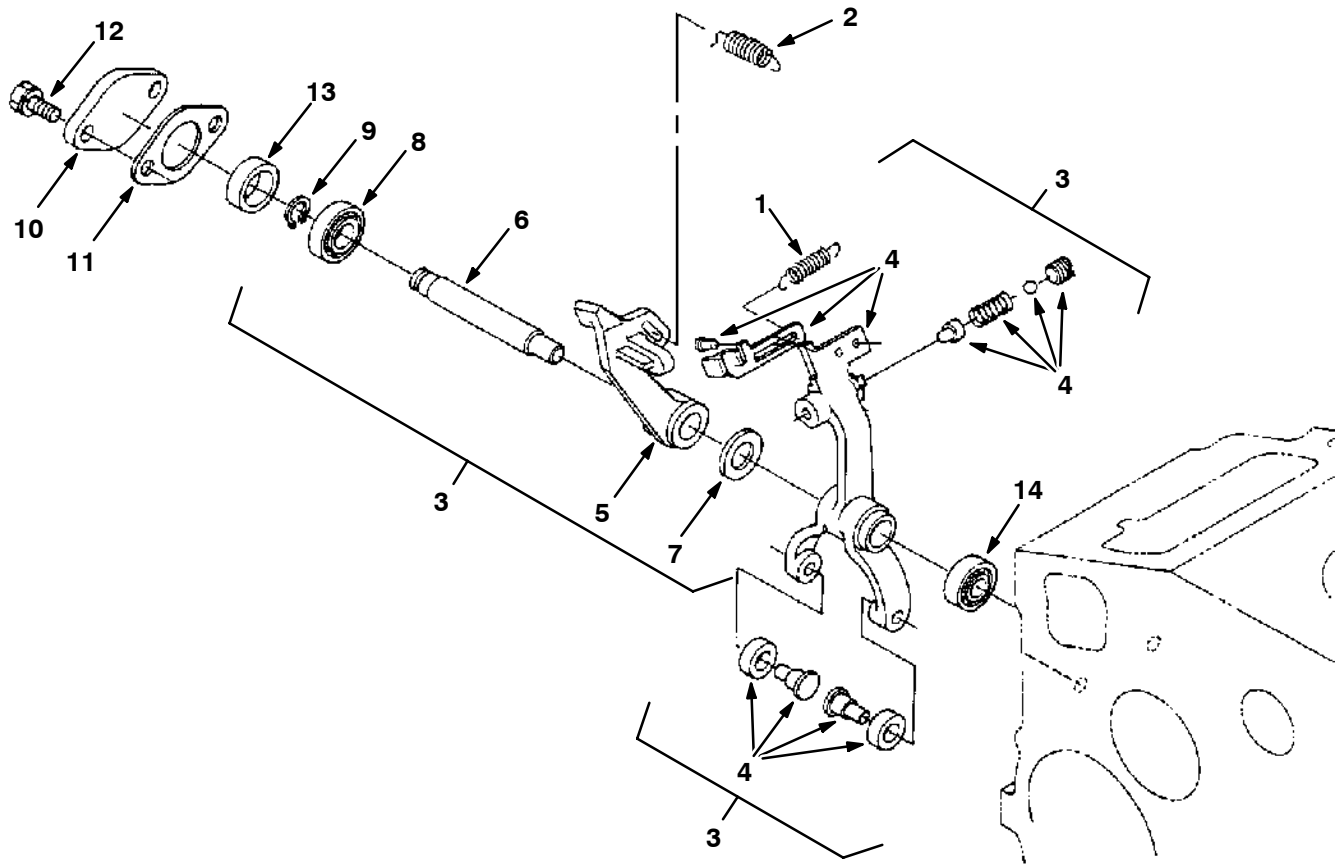
Fig. 19 - Speed Control Plate Group



07445 - D

Ref.	Tennant Part No.	Kubota Part Number	Description	Qty.
▽ 1	70982	16271-5701-5	Assembly Plate, Control	1
▲ 2	73618	16271-5715-0	Lever, Speed Control	1
▲ 3	73619	16241-5716-0	Lever, Speed Control	2
▲ 4	73620	04811-00100	O-Ring	1
▲ 5	40407	05411-00420	Pin, Spring	2
▲ 6	73621	16241-9402-0	Washer, Plain	2
▲ 7	73622	16241-9202-0	Nut	2
▲ 8	73623	16271-5602-3	Comp. Lever, Governor	1
▲ 9	73624	16271-5772-0	Lever, Engine Stop	1
▲ 10	70983	15471-5798-0	Seal, Oil	1
▲ 11	73625	16222-5751-0	Spring, Return	1
▲ 12	73626	16271-5774-0	Shaft, Stop Lever	1
	13	70984	Gasket	1
	14	41973	Bolt	2
	15	72018	Stud	2
	16	39121	Nut	2
	17	39065	Washer, Spring	2

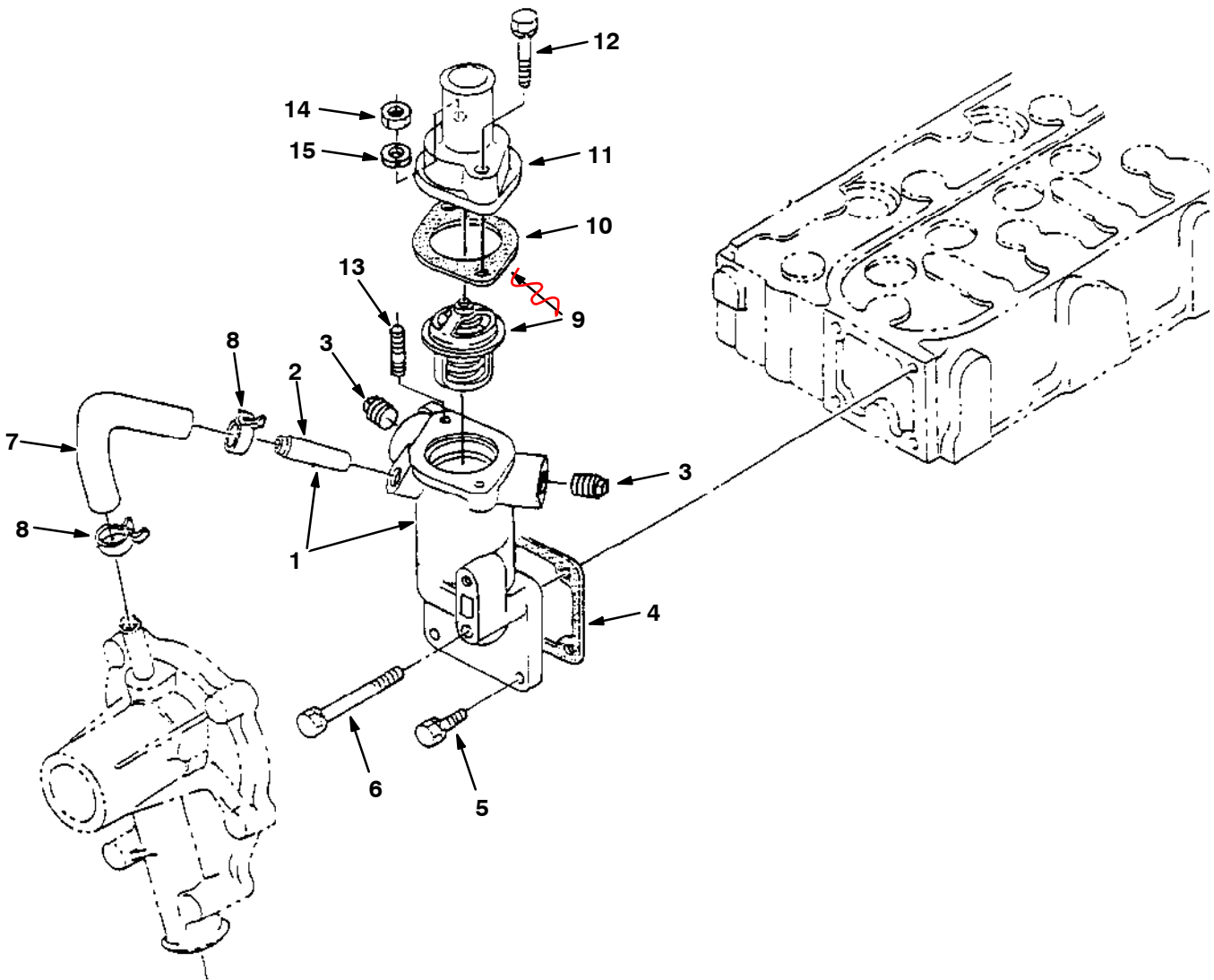
**Fig. 20 - Governor Group**



07447 - D

Ref.	Tennant Part No.	Kubota Part Number	Description	Qty.
1	70985	16285-5648-0	Spring, Start	1
2	70986	16285-5641-0	Spring, Governor	1
▽ 3	73627	16060-5605-0	Assembly Lever, Fork	1
▲ 4	70987	16285-56052	Comp. Lever, Fork 1	1
▲ 5	73628	16271-5613-2	Lever, Fork 2	1
▲ 6	73629	16241-5615-3	Shaft, Fork Lever	1
▲ 7	70988	16241-9401-0	Washer, Plain	1
▲ 8	70989	16241-5633-0	Bearing, Ball	1
▲ 9	73630	04612-00090	Cir-clip, External	1
10	73631	16241-5625-0	Cover, Fork Lever Shaft	1
11	361430	16299-5626-1	Gasket	1
12	39160	01053-50614	Bolt	2
13	70991	16241-5621-0	Collar 1	1
14	70992	16241-5634-0	Bearing, Ball	1

Fig. 21 - Water Flange Group



07451 - 7400, 6500L, D

Ref.	Tennant Part No.	Description	Qty.
▽ 1	<del>70993</del> 368090	Comp. Flange, Water	1
▲ 2	361440	Pipe, Water Return 1	1
3	73632	Plug	2
4	70994	Gasket, Water Flange	1
5	41973	Bolt	3
6	72995	Bolt	1
7	73633	Pipe, Water Return 2	1
8	73634	Band, Pipe	2
X 9	<del>71455</del> 10852	Assembly Thermostat 1.7 Dia.	1
10	<del>368092</del> 10851	Gasket 1.7 Dia.	1
11	<del>73635</del> 368091	Cover, Thermostat 1.7 Dia.	1
12	72996	Bolt	1
13	73636	Stud	1
14	39121	Nut	1
15	39065	Washer, Spring	2

# SECTION 6

CONTENTS	PAGE
PART NUMBER TO PAGE NUMBER CROSS REFERENCE LIST .....	6-2
PART DESCRIPTION TO PAGE NUMBER CROSS REFERENCE LIST .....	6-13

# CROSS REFERENCE

## PART NUMBER TO PAGE NUMBER CROSS REFERENCE LIST

Part Number	Page Number	Part Number	Page Number	Part Number	Page Number
IB3614	4-17	04811-00100	5-22	10632-4	2-89
00500-15	4-12, 4-13	04811-00150	5-5	10632-5	2-25
00966	4-17	04811-00160	5-3	10632-9	2-91, 3-4, 3-5, 3-6, 3-7, 3-8, 3-9, 3-11, 3-13
01023-50612	5-3, 5-20	04811-10280	5-13	10844	5-13
01023-50616	5-11, 5-22, 5-24	04811-50300	5-8	10845	5-13
01023-50618	5-9, 5-20	04814-00090	5-3	10895	5-2
01023-50620	5-7	04814-00150	5-5	11211	2-61
01023-50625	5-7	04814-50300	5-5	11399	2-41, 3-29, 3-33, 3-35
01023-50630	5-6, 5-9, 5-24	04843	2-53	11460-63070	5-15
01023-50645	5-5	05012-00508	5-2	11460-63080	5-15
01023-50650	5-5, 5-9	05012-00610	5-2	11460-6311-0	5-15
01023-50655	5-5, 5-24	05012-00814	5-2	11460-6312-0	5-15
01023-50680	5-6	05411-00420	5-22	11460-63320	5-15
01047	3-23	05686	2-53, 2-55	11460-63390	5-15
01053-50614	5-11, 5-21, 5-23	05712-00518	5-11	11460-6350-0	5-15
01123-50814	5-3, 5-4	06259-0402-0	5-5	11460-6353-0	5-15
01123-50816	5-3	06279	3-61	11460-9331-0	5-15
01123-50830	5-14	06764	2-39	11531	2-41
01311-10620	5-17	06927	3-43	11636	3-56
01314	2-7, 2-26	06943	3-36	11842	2-55
01318	2-13, 2-15	06955	2-37	11893	2-59
01513-50616	5-5, 5-22	07274	2-34	12072	3-29
01513-50630	5-24	07539	2-29	12083	3-29
01513-50645	5-5	07562	2-33	12267	2-71, 2-73
01683	2-61	07715-00201	5-5	12271	2-17, 2-25, 3-23
01684	2-2, 2-3, 2-7, 2-57, 2-59, 2-63, 2-75, 3-25, 3-67	07715-00401	5-13	12459	2-3, 2-59, 3-25, 3-67
01685	2-3, 2-7, 2-57	07791	2-57, 3-67	12895	5-11
01760	2-63	07792	3-67	12916	5-5
01814-50600	5-5	07805	2-75	13115	2-85
01999	3-59	08013N	2-5	13156	2-75
02056-50060	5-5, 5-17, 5-22, 5-24	08101-06304	5-20	13301	2-8, 2-9
02126	3-21	08103-06202	5-20	13698	2-15
02129	3-21	08103-06204	5-20	13904	4-19
02469	2-83	08182	2-49, 2-61	13907	4-19
02506-6	3-45	08709	2-35, 2-37	13963-92010	5-15
02705	4-3	08712	2-2, 2-51, 2-57, 2-59, 2-61, 2-63	14131	2-39
02706	4-3	08713	2-3, 2-7, 2-57	14242	2-49
02709	4-3	08716	2-63	14432	2-33
02712	2-65	09007	2-2, 2-57, 2-59	14601	2-17, 2-29
02740	2-33	09010	2-3, 2-57	14814-06100	5-5
02741	2-33	09011	2-7	14983	3-56
02850	3-43	09026	2-61	15021-3366-0	5-2
02942	2-69	09088	2-49	15221-0349-0	5-2
02994	2-23	09342	2-7	15221-3314-0	5-5
02995	2-23	09739	2-61	15221-3361-0	5-2
03024-50510	5-8	09740	2-57, 2-73	15221-3370-0	5-2, 5-4
03024-50520	5-16	09744	2-61	15221-5628-0	5-2
03026	2-33	09775	2-55	15231-3396-0	5-2
03410-50606	5-10	09900-1	2-87, 3-59	15241-3229-0	5-5
04414	2-31	10143	2-43	15261-0337-0	5-4
04483	2-2, 4-22	10244-42320	5-16	15261-1336-0	5-10
04512-50060	5-5, 5-17, 5-22, 5-24	10632-1	2-63, 3-61	15261-1442-0	5-10
04612-00090	5-23	10632-12	3-23, 3-29	15261-9119-0	5-14
04612-00120	5-10	10632-13	2-41	15261-9201-0	5-10
04706	2-65	10632-18	2-91, 3-4, 3-5, 3-6, 3-7, 3-8, 3-9, 3-11, 3-13, 3-27, 3-37	15261-9401-0	5-10
04733-10	2-23			15261-9601-0	5-2, 5-4

## CROSS REFERENCE

Part Number	Page Number	Part Number	Page Number	Part Number	Page Number
15262-6382-0	.. 5-14	16032-53000	... 5-16	16241-2231-0	.. 5-13
15263-1237-0	.. 5-9	16040-1617-0	.. 5-20	16241-2297-0	.. 5-13
15321-9626-0	.. 5-4	16040-5209-2	.. 5-17	16241-2298-0	.. 5-13
15451-3375-0	.. 5-3	16040-5211-2	.. 5-17	16241-2325-0	.. 5-13
15451-9627-0	.. 5-2	16040-5212-2	.. 5-17	16241-2328-0	.. 5-13
15451-9667-0	.. 5-3	16060-0304-0	.. 5-4	16241-2347-0	.. 5-13
15471-5798-0	.. 5-22	16060-2111-0	.. 5-13	16241-2348-0	.. 5-13
15511-6376-0	.. 5-15	16060-2191-0	.. 5-13	16241-2349-0	.. 5-13
15511-9666-0	.. 5-15	16060-5101-0	.. 5-17	16241-2386-0	.. 5-13
15521-2353-0	.. 5-13	16060-5101-0	.. 5-19	16241-2387-0	.. 5-13
15521-2395-0	.. 5-13	16060-5106-0	.. 5-19	16241-2391-0	.. 5-13
15521-2396-0	.. 5-13	16060-5154-0	.. 5-19	16241-2392-0	.. 5-13
15521-9361-0	.. 5-11	16060-5605-0	.. 5-23	16241-2393-0	.. 5-13
15521-9602-0	.. 5-2	16081	..... 2-15	16241-2394-0	.. 5-13
15531-73270	... 5-24	16082	..... 2-69, 3-59	16241-2411-0	.. 5-13
15555-1	..... 2-39	16213	..... 2-53	16241-2425-0	.. 5-11
15555-2	..... 2-39	16222-5751-0	.. 5-22	16241-2432-0	.. 5-11
15601-9665-0	.. 5-16, 5-21	16241-0162-0	.. 5-3	16241-2436-0	.. 5-11
15648	..... 2-13, 2-15	16241-0175-0	.. 5-4	16241-2437-0	.. 5-11
15678	..... 2-57, 2-75	16241-0177-0	.. 5-4	16241-2516-0	.. 5-14
15803	..... 3-59	16241-0345-0	.. 5-4	16241-3365-0	.. 5-2
15841-4250-1	.. 5-16	16241-0409-0	.. 5-7	16241-3507-0	.. 5-5
15841-5103-0	.. 5-19	16241-0446-0	.. 5-7	16241-3563-0	.. 5-13
15841-5107-0	.. 5-19	16241-0454-0	.. 5-7	16241-3693-0	.. 5-5
15841-5120-0	.. 5-19	16241-0456-0	.. 5-7	16241-3695-0	.. 5-5
15841-5123-0	.. 5-19	16241-0481-3	.. 5-7	16241-5111-3	.. 5-20
15841-5124-0	.. 5-19	16241-0514-0	.. 5-8	16241-5412-0	.. 5-21
15841-5125-0	.. 5-19	16241-0515-0	.. 5-8	16241-5442-0	.. 5-21
15841-5127-0	.. 5-19	16241-0537-0	.. 5-8	16241-5506-2	.. 5-20
15841-5128-0	.. 5-19	16241-0551-0	.. 5-8	16241-5526-0	.. 5-20
15841-5129-0	.. 5-19	16241-0555-0	.. 5-8	16241-5527-0	.. 5-20
15841-5135-0	.. 5-19	16241-0567-0	.. 5-8	16241-5539-2	.. 5-20
15841-5136-0	.. 5-16	16241-1182-0	.. 5-9	16241-5545-0	.. 5-20
15841-5138-0	.. 5-19	16241-1311-0	.. 5-10	16241-5546-3	.. 5-20
15841-5149-0	.. 5-19	16241-1312-0	.. 5-10	16241-5555-4	.. 5-20
15841-5156-0	.. 5-19	16241-1315-0	.. 5-10	16241-5615-3	.. 5-23
15841-5214-0	.. 5-17	16241-1328-1	.. 5-10	16241-5621-0	.. 5-23
15841-5362-0	.. 5-16	16241-1333-0	.. 5-10	16241-5625-0	.. 5-23
15841-5385-0	.. 5-16	16241-1354-0	.. 5-4	16241-5633-0	.. 5-23
15841-5386-0	.. 5-16	16241-1356-0	.. 5-4	16241-5634-0	.. 5-23
15841-7302-0	.. 5-2	16241-1403-0	.. 5-10	16241-5716-0	.. 5-22
15841-9104-0	.. 5-5	16241-1405-0	.. 5-10	16241-7305-0	.. 5-6
15841-9150-0	.. 5-17	16241-1423-0	.. 5-10	16241-7334-0	.. 5-6
15841-9202-0	.. 5-21	16241-1424-0	.. 5-10	16241-7335-0	.. 5-24
15841-9232-0	.. 5-17	16241-1431-0	.. 5-10	16241-7336-0	.. 5-24
15841-9233-0	.. 5-21	16241-1435-0	.. 5-10	16241-7351-0	.. 5-6
15841-9311-0	.. 5-19	16241-1441-0	.. 5-10	16241-7355-0	.. 5-6
15841-9457-0	.. 5-19	16241-1443-0	.. 5-10	16241-7425-0	.. 5-6
15841-9602-0	.. 5-4	16241-1444-0	.. 5-10	16241-9102-3	.. 5-13
15841-9665-0	.. 5-19	16241-1450-0	.. 5-8	16241-9104-0	.. 5-5
15841-9666-0	.. 5-19	16241-1452-0	.. 5-8	16241-9149-0	.. 5-9
15841-9676-0	.. 5-19	16241-1511-0	.. 5-11	16241-9202-0	.. 5-22
15852-3314-0	.. 5-8	16241-1627-0	.. 5-11	16241-9233-0	.. 5-20
15852-52140	... 5-17	16241-1632-0	.. 5-20	16241-9312-0	.. 5-5
15852-73340	... 5-24	16241-1651-0	.. 5-11	16241-9401-0	.. 5-23
15862-9143-0	.. 5-19	16241-2131-0	.. 5-13	16241-9402-0	.. 5-22
15951-9666-0	.. 5-8	16241-2133-0	.. 5-13	16241-9523-0	.. 5-20
15952-9233-0	.. 5-8	16241-2198-0	.. 5-13	16241-9601-0	.. 5-2
16030-5105-0	.. 5-19	16241-2201-2	.. 5-13	16241-9626-0	.. 5-2
16030-5132-0	.. 5-19	16241-2214-0	.. 5-13	16246-99360	... 5-3

# CROSS REFERENCE

Part Number	Page Number	Part Number	Page Number	Part Number	Page Number
16259-0421-2	5-5	16285-56052	5-23	23210	2-91, 3-11, 3-13
16259-3288-2	5-5	16285-5641-0	5-23	23211	2-89, 2-91, 3-11, 3-13
16259-3290-0	5-5	16285-5648-0	5-23	23274	3-67
16259-3513-0	5-5	16285-63030	5-15	23498	2-65, 3-41
16259-73430	5-6	16285-6357-0	5-15	23524	2-61
16259-7352-0	5-6	16285-9201-0	5-15	23683	3-59
16259-9104-0	5-5	16286-99350	5-4	23788-1	2-67
16261-0404-0	5-7	16299-1236-0	5-9	23788	2-51, 2-67
16261-0405-0	5-7	16299-5626-1	5-23	23999-6	3-41
16261-1555-0	5-11	16299-60150	5-21	24012	2-35, 2-37
16261-2105-0	5-13	16369	2-11	24199	2-61
16261-2109-0	5-13	16376	2-85	24339	2-2, 2-45
16261-53000	5-16	16455	2-67	24576-1	2-91, 3-3, 3-11, 3-13
16264-0413-0	5-5	16611-3641-0	5-3	24576	2-91, 3-11, 3-13
16264-0436-0	5-7	16614-2501-2	5-14	24593	3-35
16264-0482-0	5-7	16616-7270-0	5-24	24595	3-37
16264-5721-0	5-22	16626-0101-0	5-2	24899	2-75
16264-7292-0	5-24	16683-9602-0	5-2	24976	2-29
16264-83151	5-21	16695-63012	5-15	25312	3-47
16264-83341	5-5	16695-63022	5-15	26103	2-61
16271-1176-3	5-9	16695-63202	5-15	26395-2	2-65, 3-43
16271-1324-0	5-10	16695-63380	5-15	27767	3-29, 3-33, 3-35
16271-1601-0	5-11	16695-63870	5-15	27980	3-36
16271-2401-0	5-11	16695	4-12, 4-13, 4-14, 4-15, 4-16	29558	2-71
16271-2498-0	5-11	16786	2-67	29584	2-71
16271-3209-0	5-5	16851-6551-0	5-16	30013	2-35, 2-37, 2-87
16271-4250-2	5-16	16931	2-35, 3-67	30121	5-13
16271-5122-0	5-19	16944	2-73	30122	5-13
16271-5143-0	5-19	17200	2-63	30131	5-16
16271-5371-2	5-16	17331-9604-0	5-5	30132	5-16
16271-5372-2	5-16	17391-9616-0	5-2	30136	5-21
16271-5373-2	5-16	19066	3-35, 3-36, 3-43	30251	2-75
16271-5374-2	5-16	19077-5365-0	5-16	30252	2-75
16271-5535-0	5-2	19202-2354-0	5-13	30253	2-75
16271-5541-0	5-20	19202-2397-0	5-13	30255	2-75
16271-5602-3	5-22	19202-2398-0	5-13	30268	3-29
16271-5613-2	5-23	19212-6310-0	5-15	30407	2-29, 2-31, 2-33
16271-5701-5	5-22	19212-9713-0	5-15	30481	2-29
16271-5715-0	5-22	19252	2-31	30533	3-44
16271-5772-0	5-22	19298-9602-0	5-24	30559	2-34
16271-5774-0	5-22	19583	2-45	30569	2-34
16271-6556-0	5-16	19644	2-83	31249	3-21
16271-7326-0	5-24	19768	2-25	31354	4-12, 4-13, 4-14, 4-15, 4-16
16271-74281	5-13	19827	3-15	31373	4-14, 4-15, 4-16
16271-9201-1	5-9	20432	5-15	31375	4-12, 4-13
16271-9523-0	5-13	20433	5-15	31377	4-15, 4-16
16271-9616-0	5-2	20719	5-16	31380	4-14
16272-5115-0	5-20	21198	3-36	31381	4-12, 4-13
16282-0331-0	5-4	21246	2-7	31384	4-15, 4-16
16282-0406-0	5-7	21642	2-7	31385	4-14
16282-2301-3	5-13	21915	4-19	31566	3-59
16282-32110	5-3	222460	2-49, 2-51, 2-71, 2-73	31599	2-78
16282-3650-1	5-3	222809	2-7	31613	2-85
16282-5501-2	5-20	22604	2-45, 4-9	31719	2-83
16282-5532-0	5-20	22622	4-15, 4-16	31755	2-41
16282-9601-0	5-2	22654	4-13, 4-14, 4-16	31922	3-3
16283-12310	5-9	23163	2-85	32126	2-2, 2-45
16285-01501	5-3	23182	2-85	32485	3-36
16285-5409-0	5-21	23191	2-23	32491	3-31, 3-33, 3-35
16285-5410-0	5-21				



# CROSS REFERENCE

Part Number	Page Number	Part Number	Page Number	Part Number	Page Number
32492	2-69	369780	2-37	374552	2-45
32716	2-71, 2-73	369781	2-49, 2-51	374553	2-45
32791	3-57	369817	2-63	374560	2-45
32822	3-41	370008	2-5	374561	2-45
32969	2-49	370115	3-25	374563	2-45
330275	3-68	370116	3-25	374567	2-87
330330	3-68	370117	3-25	374573	2-71
330331	3-68	370118	3-25	374593	3-29
330332	3-68	370119	3-25	374602	3-51
330333	3-68	370120	3-25	374604	3-53
330334	3-68	370121	3-25	374605	3-53
330710	3-68	370122	3-25	374607	3-54
330715	3-68	370124	3-25	374608	3-54
33580	4-9, 4-11	370125	3-25	374625	2-23
33671	2-43	370129	3-25	374651	3-21
33807	2-11	370130	3-25	374653	3-21
33930	2-57	370143	3-19	374654	3-21
34070-16810	5-15	370146	3-21	374676	2-35
34070-16820	5-15	370159	3-25	374677	2-35
34096	2-61	370181	2-47	374688	3-52
34176	4-12, 4-13	37083-1	3-27	374689	3-52
34178	4-9, 4-11	373201	4-7	374691	2-35, 2-37
34179	4-9	373207	4-7	374710	2-49
34252	2-11	373211	4-7	374711	2-49
34280	3-21	373217	4-11	374735	2-37
34323	2-77	373226	4-11	374736	2-37
34330	2-23, 3-33, 3-35	373227	4-7	375117	2-31
34392	2-61	373232	4-7	375209	2-65
34725	2-61	373234	4-7	375227	3-43
34848	3-3	373235	4-7	375249	2-65
34868	2-89	373236	4-11	375306	3-30
34877	3-41	373242	4-7	375311	3-17
35033	2-78	373243	4-7	37555	4-12, 4-13, 4-14, 4-15,
35296	3-29	373244	4-7		4-16
35298	3-59	373255	4-7	37616	4-9, 4-11
35426	3-61	373257	4-7	37756	4-9, 4-11
35484	3-59	373260	4-11	37766	4-9
35488	2-83	373276	4-7	378972	2-77
35493	4-17	373284	4-7	379530	2-65
36050	2-2	373285	4-7	379531	2-65
361052	2-83	373286	4-7	379532	2-69
361339	2-31	373287	4-7	379534	2-69
361366	5-3	373288	4-7	379535	2-57
361368	5-16	373291	4-11	379551	2-63
361373	5-16	373297	4-11	379555	2-65
361374	5-8	373298	4-11	379556	2-65
361392	5-10	373299	4-11	379557	2-69
361427	5-9	373340	3-59, 4-16	379558	2-65
361428	5-3	374127	2-23	379560	2-65
361430	5-23	374504	2-77	379564	2-13
361436	5-2	374505	2-77	379565	2-15
361440	5-24	374507	2-59	379574	2-7
36165	2-29	374511	2-29	379597	2-103
36328	2-13, 2-15, 2-57	374514	3-29	379606	2-88, 4-7
36376	3-61	374517	2-7	379607	2-69, 4-14
36438	2-91, 3-11, 3-13	374520	2-53	379608	2-75, 4-13
36439	2-91, 3-11, 3-13	374523	2-17	379609	2-45, 4-11
36643	2-55	374547	2-87, 4-19	379625	3-55
36658	3-33, 3-35	374548	2-87	379629	2-2
368092	5-24	374549	2-87	379652	2-102

# CROSS REFERENCE

Part Number	Page Number	Part Number	Page Number	Part Number	Page Number
379654	2-102	391815	2-29	393401	2-29
379658	2-25	391816	3-21	393412	3-36
379659	2-25	391850	2-21	393413	3-38
379665	2-65	391852	2-87	39349	2-37
379684	2-71	391853	2-87	393673	5-16
379686	2-71	39197	5-11	393674	5-16
379705	2-2	39210	2-87	39396	2-69
379706	2-2	39277	2-35, 2-37	39508	5-16
379719	2-89	39284	3-67	39527	4-12, 4-13
379731	3-61	39308	2-67	398335	2-2
379732	2-53	39313	2-49	40166	5-16, 5-21
379737	3-61	393326	3-35	40407	5-22
379740	3-61	393327	3-35	40409	5-9, 5-20
379742	3-57	393328	3-35	40514	2-78
379744	2-103	393329	4-24, 4-25, 4-26	40607	2-65, 2-89
379750	2-2, 2-9	393330	4-24, 4-25, 4-26	40678	2-57, 3-3, 3-15
379751	2-2, 2-8	393331	4-24	41016	2-15, 2-23
379752	2-7	393332	4-24, 4-25	41140	3-37
379755	2-8, 2-9	393333	4-24	41178	2-77
379756	2-8, 2-9	393334	4-24	41430	2-47
379781	2-65	393335	4-24, 4-25, 4-26	41792	5-3
379785	2-57	393336	4-24, 4-25, 4-26	41845	3-23
379797	3-67	393337	4-24, 4-25	41973	5-11, 5-22, 5-24
379800	3-67	393338	4-24, 4-25, 4-26	42120-1	2-61, 2-67
379801	3-67	393339	3-35, 4-24	42124	3-43
379803	3-67	393340	3-35, 4-23	42216	2-85
379804	3-67	393341	4-23	42223	2-45, 2-88
379805	3-67	393342	4-23	43555	3-41
379806	3-67	393343	4-23	43844	2-39
379807	3-67	393344	4-23	44078	2-26
379810	3-67	393345	4-23	44681-1	3-5, 3-7, 3-9
379822	2-65	393346	4-23	44681-2	3-5, 3-7, 3-9
379823	2-65	393347	4-23	44681	3-5, 3-7, 3-9
379828	3-68	393348	4-23	44868	2-78, 2-87, 2-88
379849	2-65	393349	4-23	44869	2-75
379882	2-65	393350	4-23	44906	2-11, 2-53, 3-67
379883	2-63	393351	4-23	45142	3-29
379890	2-65	393354	3-33, 3-35	45214	2-13
382516	2-25	393355	3-33, 3-35	45272	3-6, 3-7
38255	4-9, 4-11	393356	3-33, 3-35	45482	2-87
383165	2-25	393359	3-36	45622	4-9, 4-11
383227	2-11	393360	3-36	45623	4-9, 4-11
383725	3-37	393361	3-36	45628	4-12, 4-13, 4-14, 4-15, 4-16
38968	4-9, 4-11	393362	3-35	45779	3-4, 3-5, 3-6, 3-7, 3-8, 3-9
39005	2-49	393363	3-37	45780	2-7
39051	5-2	393366	3-30	45786	2-47, 3-50
39062	5-2	393368	3-36	46236	2-39, 2-89, 3-27
39063	5-2, 5-4	393369	3-33, 3-35	46481	2-15
39065	5-5, 5-17, 5-22, 5-24	393370	3-36	46559	2-69
39073	5-3, 5-4	393371	3-36	47501	3-59
39087	5-2	393373	3-33, 3-35	47504	2-69
39088	5-2, 5-4	393376	3-36	47508	2-69, 2-88, 3-59
39094	5-3	393381	3-33, 4-25	47522	2-23
39103	5-5	393384	3-31, 4-26	47745	2-69
39105	5-2	393391	3-30	47752	2-88
39119	5-7	393392	3-30	47754	2-87
39121	5-5, 5-17, 5-22, 5-24	393393	3-30	47801	2-45, 2-61
39160	5-11, 5-21, 5-23	393394	3-30	48079	2-55
39161	5-5	393395	3-30		
39162	5-8	393396	3-30		

# CROSS REFERENCE

Part Number	Page Number	Part Number	Page Number	Part Number	Page Number
48126	2-39	53818	2-47	54620	3-61
48267	2-39	53819-2	2-47, 3-50	54621	3-61
48570	3-3	53819	2-47	54655	2-55
48760	2-87	53839	2-11	54659	2-75
48813	4-17	53845	2-11	54660	2-69
48985	2-49	53883	3-41	54663	2-73
49263	2-23, 2-25, 3-35, 3-37	53894	3-41	54680	2-75
49266	2-43, 2-65, 2-89, 2-91, 3-3, 3-4, 3-5, 3-6, 3-7, 3-8, 3-9, 3-11, 3-13, 3-59	53895	3-41	54693	2-75
49697	2-65	53910	2-61	54840	2-73
50045	2-55	53915	2-61	54848	2-71, 2-73
50421	2-87	53927	2-53	54878	2-75
50902	3-36	53947	2-55	54911-16	2-31
51021N	2-5	53950	2-55	54911-32	2-41
51109	2-51	53953	2-55	54922	2-5
51176	2-31	53965	2-69	54923	2-5
51225	2-69, 3-59	53984	3-59	54925	2-5
51317	2-61, 2-75	53985	2-75	54927	2-5
51331	5-4	54009	3-43	54934	2-71
51332	5-9	54012	3-43	54995	2-71, 2-73
51338	2-45, 2-49, 3-52, 3-53, 3-54	54013	2-3, 2-59	54996	2-53
51339	2-45, 2-49	54014	2-3, 2-59	54997	2-55
51448	2-75	54015	2-55	54999	2-55
51449	2-75	54030	2-11	55021	2-57
51534	2-61	54050	2-69	55034	3-3
51538	2-69, 3-59, 3-67	54051	2-45	55035	2-23, 2-26, 3-19
51542	2-5	54052	2-45	55037	3-27
51545	2-51	54079	2-67	55038	3-21
51560-3	2-33	54087	2-45	55042	3-27
51562	2-51	54089	2-2, 2-3, 2-59	55048	2-17
51564	2-75	54095	4-17	55073	3-17
51570	3-15	54096	2-61	55074	3-17
51715	2-75, 3-59	54118	2-73	55161	3-17
51813	2-53	54182	2-7	55162	3-17
52296	2-71, 2-73	54184	2-7	55163	3-17
52386	4-3	54190	2-2, 2-7	55164	3-17
52402	2-75	54192	2-7	55181	3-23
52405	4-9, 4-11	54194	2-87	55182	3-27
52508	2-55	54197	2-7	55213	3-27
53029	2-39	54199	2-75	55215	3-29
53076	2-88	54204	2-75	55220	3-29
53078	2-39	54205	2-55	55221	3-29
53091	2-17	54274	2-35, 2-37, 2-41, 2-77	55222	2-39
53417	3-46	54275A	2-77	55225	2-41
53424	2-29	54342	2-25	55226	3-29
53435	3-59, 4-15	54345	2-23	55227	3-19
53466	2-15, 2-23, 2-69, 2-85	54390	2-49	55228	3-19
53468	2-7	54400	2-49, 2-51, 2-71, 2-73	55248	2-89, 2-91, 3-4, 3-5, 3-8, 3-9, 3-11, 3-13
53485	2-78, 4-17	54404	3-61	55270	3-19
53491	2-7	54427	3-61	55302	3-27
53492	2-11	54428	3-61	55347	2-15
53494	2-11	54437	2-49	55404	3-27
53601	2-45, 4-22	54465	3-61	55446	2-87
53622	2-88, 4-5	54467	2-49	55453	3-27
53783	2-33	54567	2-49	55459	3-29
53816	3-49	54577	2-49	55461	3-23
53817	3-49	54607	2-51	55462	2-67
		54615	2-11	55463	2-67
		54616	2-51	55489	3-41
		54617	2-49	55586	2-45, 2-61
		54618	3-61		

# CROSS REFERENCE

Part Number	Page Number	Part Number	Page Number	Part Number	Page Number
55617	3-61	56392	2-23	58540	2-77
55619	2-15	56398	2-23	58566	2-31
55685	2-45, 2-87	56546	3-19	58595	2-11
55691	2-83	56560	3-19	58596	4-20
55740	2-2, 2-15	56595	2-21	58645	2-67
55767	3-61	56641	2-71	58665	2-23
55776	3-59	56662	2-71, 2-73	58667	2-23
55778	3-59	56690	2-85	58748	2-23
55779	2-75	56692	2-88	58770	2-8, 2-9
55793	3-59	56799	3-19, 3-21	58842	2-45
55823	3-59	56820	2-45	58849	2-17
55831	2-31	56821	2-85	58858	2-85, 2-88
55834	3-59	56890	2-7	58872	2-71
55837	2-31	56914	2-8, 2-9	58881	3-41
55844	2-2, 2-39	56992	2-27	58898	3-21
55847	5-6	57156	4-20	58977	2-17
55849	2-2, 5-5	57167	2-7, 2-27, 3-23	58979	2-51
55850	2-39	57173	2-83	58999	2-17
55851	2-35, 2-37	57220	3-4, 3-5	59004	2-63
55855	2-34	57487	2-83	59012	3-41
55856	2-34	57536	3-27	59013	3-41
55857	2-41	57537	3-27	59015	2-39
55858	2-41, 3-33, 3-35	57702	2-11, 3-21	59018	2-19
55863	2-34	57751	2-27, 3-3, 3-23, 3-27, 3-37, 3-65	59019	2-17
55864	2-2, 2-59	57754	2-31	59031	3-21
55879	2-57	57755	2-31	59032	3-21
55884	2-2, 2-57	57772	2-27, 3-23	59104	3-41
55889	2-59	57773	2-31	59105	2-2, 2-57
55890	2-3, 2-57	57803	2-2, 2-27, 3-3, 3-23, 3-27, 3-37, 3-65	59189	2-57
55892	2-59	57807	3-23, 3-27, 3-29, 3-37, 3-65	59192	2-8, 2-9, 2-13, 2-15, 2-17
55893	2-61	57824	2-34	59194	2-9
55914	2-61	57912	3-29, 3-33, 3-35	59195	2-8
55925	4-3	57935	2-23	59303	2-83
55926	4-3	57979	2-87, 2-88	59305	4-5
55930	4-3	58009	4-3	59335	2-2, 4-21
55931	4-3	58078	2-49, 2-61	59377	2-19
55932	4-3	58090	2-33	59378	4-17
55937	4-3	58091	2-39	59380	2-67
55939	4-3	58103	2-2, 2-57	59384	3-44
55941	4-3	58120	2-2, 2-33	59387	3-61
55959	3-19	58121	2-33	59388	3-47
55963	3-19	58242	4-5	59395	2-91
55964	3-43	58288	2-49	59431	2-5
55965	2-57	58297	2-11	59432	2-5
55968	3-19	58301	2-39	59437	3-27
55973	3-19	58327	2-34	59440	2-5
55976	3-29	58346	2-33	59442	2-63
56185	2-23	58359	2-67	59447	3-4, 3-5
56186	2-27, 3-37	58362	2-29	59448	2-63
56187	3-19	58391	2-29	59512	3-29
56188	2-27	58494	2-17, 2-63, 3-59	59514	2-17, 3-21
56198	2-23	58500	2-63	59515	3-21
56228	2-75	58518	3-4, 3-6, 3-8	59530	2-87
56237	2-23	58519	3-4, 3-6, 3-8	59537	2-8
56277	2-87	58520	3-4, 3-6, 3-8	59538	2-9
56346	2-25	58524	2-63	59540	3-43
56362	2-23	58538	2-33	59542	2-67
56373	2-23			59550	2-41
56379	2-23			59551	2-41
56385	2-23				

# CROSS REFERENCE

Part Number	Page Number	Part Number	Page Number	Part Number	Page Number
59560	2-83	59825	2-67	61891	4-3
59561	2-83	59827	2-67	61913	3-23
59563	2-83	59828	2-19	61920	2-91, 3-11, 3-13
59564	2-83	59829	2-19	61931	2-34
59565	2-83	59830	2-19	62100	2-83
59568	2-83	59842	2-67	62172	2-87
59572	2-83	59849	2-67	62173	2-87
59573	2-83	59861	2-67	62337	2-83
59575	2-83	59866	2-67	62390	2-78
59576	2-83	59867	2-67	62595-21	2-7
59577	2-87	59870	2-13, 2-15, 2-87	62595-22	2-11
59578	2-83	59881	2-41	62595-23	2-11
59581	2-83	59884	2-29	62595-3	2-23
59582	2-83	59885	2-29	62595-4	2-23
59584	2-83	59891	2-29	62595-6	2-63, 3-35
59621	2-26	59899	2-71	62595-9	3-61
59622	2-26	59919	3-41	63234	2-55
59623	2-26	59920	3-3	63378	3-41
59628	2-26	59935	2-23	63469-3	3-41
59629	2-26	59940	2-23	63810	3-29, 3-33, 3-35
59636	2-26	59946	2-31	63852	2-23
59640	2-29	59949	2-7	64320	3-41
59647	2-19, 2-26	59962	3-3	64535	2-63
59649	2-77	59965	2-61	64595	2-17, 2-63, 3-59
59656	2-77	59966	2-61	64886	2-45
59657	3-27	59967	2-77	64887	2-45
59661	2-19	59971	2-25	64905	2-87
59665	2-21	59975	2-78	64939	2-29
59666	2-21	59976	2-25	65145-1	2-88
59668	2-53	59977	2-25	65226	4-5
59672	2-53	59978	2-25	65232	4-14
59680	2-2, 2-3, 2-57	59979	2-25	65241	4-20
59681	2-2, 2-3, 2-57	60278	2-102	65553	3-23, 3-27
59685	2-2, 2-59	60282	2-102	65560	3-65
59686	2-2, 2-59	60283	3-3	65561	3-23, 3-29, 3-37
59687	2-2, 2-59	60284	3-3	65869-1	2-2
59688	2-2, 2-59	60285	3-63	66018	2-5
59692	2-8, 2-9	60286	3-63	66019	2-5
59695	2-15	60287	3-19	66176	3-67
59734	2-77	60288	3-4, 3-5, 3-8, 3-9	66177	3-67
59735	2-77	60290	2-102	66184	2-77
59737	2-63	60292	2-43	66187	5-3
59738	2-63	60293	2-43	66194	5-4
59739	2-63	60296	2-102	66195	3-29, 3-33, 3-35
59760	2-9	60305	3-3	66197	3-19
59761	2-8	60307	3-4	66204	5-13
59766	2-11	60309	3-5	66205	5-6
59767	2-103	60312	3-6	66207	5-13
59768	2-103, 3-41	60314	3-7	66211	2-49
59771	2-11	60316	3-8	66213	2-49
59789	2-85	60318	3-9	66221	3-19
59790	2-85	60372	3-15	67004	3-43
59797	3-23	60559	2-34	67683	2-88
59799	3-23	60751	3-3	67767	2-7, 2-39, 2-43
59803	3-23	60862	3-21	68441	2-61
59811	2-33	61488	3-48	68872	2-43
59814	2-57	61490	2-2, 4-12, 4-13, 4-15	68873	2-43
59821	2-57	61529	2-34	69234	2-26
59822	2-11	61531	2-34	69903	2-73
59824	2-26	61869	3-29	69904	2-7

# CROSS REFERENCE

Part Number	Page Number	Part Number	Page Number	Part Number	Page Number
69906	2-17	70204	5-15	70926	5-7
69907	2-17	70205	5-15	70927	5-7
69908	2-67	70206	5-15	70928	5-7
69909	2-26	70207	5-15	70929	5-8
69910	2-87	70208	5-15	70930	5-8
69915	2-7	70209	5-15	70931	5-8
69931	2-8, 2-9	70210	5-15	70932	5-8
69933	2-51	70211	5-15	70933	5-8
69935	3-41	70212	5-15	70934	5-9
69937	3-41	70213	5-15	70935	5-9
69943	2-2	70248	2-15	70936	5-10
69951	2-17	70249	2-13	70937	5-10
69952	2-17	70252	2-15	70938	5-13
69953	3-41	70256	2-13	70939	5-13
69955	3-41	70267	3-61	70940	5-13
69958	3-41	70268	3-61	70941	5-13
69972	2-13, 2-15, 2-57	70271	2-67	70942	5-13
69981	3-41	70272	2-67	70943	5-13
69984	3-41	70278	3-50	70944	5-13
69986	2-17	70279	3-50	70945	5-13
69987	2-17	70280	2-47, 3-50	70946	5-13
69990	2-77	70281	3-50	70947	5-13
69991	3-61	70284	2-7	70948	5-13
69993	3-61	70287	2-47	70949	5-13
69994	3-61	70538	2-5	70950	5-13
69995	3-61	70887	5-2	70951	5-13
69997	3-61	70888	5-2	70952	5-13
69998	3-61	70889	5-3	70953	5-13
69999	3-65	70890	5-3	70954	5-13
70094	4-3	70891	5-3	70955	5-13
70095	4-3	70892	5-3	70956	5-14
70096	4-3	70893	5-3	70957	5-14
70097	4-3	70895	5-4	70964	5-16
70098	4-3	70896	5-4	70965	5-16
70099	4-3	70897	5-4	70966	5-16
70100	4-3	70899	5-4	70967	5-16
70101	4-3	70900	5-5	70968	5-16
70103	4-3	70901	5-5	70972	5-17
70136	2-17	70902	5-5	70973	5-17
70142	2-17	70903	5-5	70974	5-17
70157	2-45	70904	5-5	70975	5-20
70158	2-49	70905	5-5	70976	5-20
70159	2-91, 3-11, 3-13	70906	5-5	70977	5-20
70160	2-34	70907	5-5	70978	5-20
70161	2-49	70909	5-5	70979	5-20
70165	2-29, 5-21	70910	5-5	70980	5-21
70173	2-39	70911	5-5	70982	5-22
70178	2-63	70912	5-5	70983	5-22
70185	2-63	70913	5-5	70984	5-22
70188	5-21	70915	5-6	70985	5-23
70189	5-5	70916	5-6	70986	5-23
70193	2-63	70917	5-6	70987	5-23
70196	5-15	70918	5-6	70988	5-23
70197	5-15	70919	5-6	70989	5-23
70198	5-15	70920	5-6	70991	5-23
70199	5-15	70921	5-7	70992	5-23
70200	5-15	70922	5-7	70993	5-24
70201	5-15	70923	5-7	70994	5-24
70202	5-15	70924	5-7	70998	5-2
70203	5-15	70925	5-7	71022	3-48

# CROSS REFERENCE

Part Number	Page Number	Part Number	Page Number	Part Number	Page Number
71025	3-41	72159	2-57	73519	5-11
71026	3-43	72176	2-13, 2-15	73520	5-13
71056	2-91	72178	3-3	73521	5-13
71057	3-23	72179	2-13, 2-15	73522	5-13
71058	3-11, 3-19	72191	2-39	73523	5-13
71373	2-49	72192	2-39	73524	5-13
71385	2-29	72193	2-39	73525	5-13
71388	2-29	72473	2-13	73526	5-13
71455	5-24	72491	2-39	73527	5-13
71543	3-6, 3-7	72926	2-45	73528	5-13
71544	2-91, 3-11, 3-13	72968	2-8, 2-9	73529	5-13
71725	4-7	72969	2-63	73530	5-13
71985	5-2	72971	2-63	73531	5-13
71986	5-2	72993	5-5	73532	5-13
71987	5-2	72994	5-5, 5-9	73533	5-14
71988	5-2	72995	5-5, 5-24	73534	5-14
71989	5-2	72996	5-6, 5-9, 5-24	73535	5-14
71990	5-2	72997	5-6	73545	5-15
71991	5-2	72998	5-7	73547	5-15
71992	5-2	72999	5-7	73551	5-15
71993	5-2	73281	2-45	73554	5-16
71994	5-3	73411	2-53	73555	5-16
71995	5-3, 5-20	73479	5-7	73560	5-16
71996	5-4	73480	5-8	73561	5-17
71997	5-4	73481	5-8	73562	5-17
71999	5-4	73482	5-8	73563	5-17
72010	5-4	73483	5-8	73565	5-17
72011	5-5	73484	5-8	73567	5-19
72012	5-5	73485	5-8	73568	5-19
72013	5-5	73486	5-9	73569	5-19
72014	5-5	73487	5-9	73570	5-19
72015	5-5	73488	5-9	73571	5-19
72016	5-5	73491	5-10	73572	5-19
72017	5-5	73492	5-10	73573	5-19
72018	5-5, 5-22	73493	5-10	73574	5-19
72024	3-21	73494	5-10	73575	5-19
72049	3-23	73495	5-10	73576	5-19
72067	2-2	73496	5-10	73577	5-19
72068	2-3	73497	5-10	73578	5-19
72080	3-13, 3-27	73498	5-10	73579	5-19
72087	3-67	73499	5-10	73580	5-19
72094	3-13	73500	5-10	73581	5-19
72096	3-11	73501	5-10	73582	5-19
72098	3-27	73502	5-10	73585	5-19
72100	3-6, 3-7	73503	5-10	73586	5-19
72114	3-4, 3-5	73504	5-10	73588	5-19
72118	2-8	73505	5-10	73589	5-19
72119	2-9	73506	5-10	73590	5-19
72120	2-8, 2-9	73507	5-10	73592	5-20
72130	2-53	73508	5-10	73593	5-20
72131	2-53	73509	5-11	73594	5-20
72132	2-51	73510	5-11	73595	5-20
72133	2-77	73511	5-11	73596	5-20
72136	2-85	73512	5-11	73597	5-20
72138	2-11	73513	5-11	73598	5-20
72142	3-23	73514	5-11	73599	5-20
72143	3-41	73515	5-11	73600	5-20
72147	2-41	73516	5-11	73601	5-20
72152	2-7	73517	5-11	73602	5-20
72154	2-19	73518	5-11	73603	5-20

# CROSS REFERENCE

Part Number	Page Number	Part Number	Page Number	Part Number	Page Number
73604	5-20	74172	2-23, 4-20	77320	2-65
73605	5-21	74174	4-12, 4-13	77399	2-26, 2-27
73606	5-21	74180	4-3	78143	2-85
73607	5-21	74181	4-20	78787	2-61
73610	5-21	74182	4-20	79399	2-2, 2-29
73618	5-22	74190	4-20	79425	2-65
73619	5-22	74195	4-20	79729	4-11
73620	5-22	74218	4-20	79769	2-88, 4-3
73621	5-22	74225	4-3	79785	4-19
73622	5-22	74226	4-3	79786	4-19
73623	5-22	74229	4-3	79787	4-19
73624	5-22	74230	4-3	79788	4-19
73625	5-22	74233	4-17	79789	4-19
73626	5-22	74235	4-3	79790	4-19
73627	5-23	74237	4-3	79791	4-19
73628	5-23	74248	4-3	79792	4-19
73629	5-23	74249	4-9	79793	4-19
73630	5-23	74250	4-12, 4-14, 4-15, 4-16	79794	4-19
73631	5-23	74251	4-20	79795	4-19
73632	5-24	74310	2-63	79796	4-19
73633	5-24	74352	2-63	79798	4-19
73634	5-24	74353	2-63	79799	4-19
73635	5-24	74380	3-67	79800	4-19
73636	5-24	74381	3-67	79801	4-19
74094	4-12, 4-13, 4-14, 4-15, 4-16	74382	3-67	79802	4-19
74095	4-12, 4-13	74383	3-67	79803	4-19
74098	4-9, 4-12, 4-13, 4-16	74391	2-71, 2-73	79804	4-19
74099	4-12, 4-13	74395	2-41	79805	4-19
74100	4-12, 4-13, 4-14, 4-15, 4-16	74401	2-41	79806	4-19
74101	4-14, 4-15, 4-16	74405	2-31, 5-15	79807	4-19
74105	4-20	74406	2-39	79808	4-19
74109	4-20	74419	2-67, 4-21	79812	2-2, 4-19
74110	4-20	74428	3-21	79813	4-19
74111	4-20	74429	3-19	79814	4-19
74112	4-20	74430	3-19	79815	4-19
74122	4-9, 4-11	74431	3-19	79820	4-19
74123	4-9, 4-11	74433	3-23	79821	4-19
74125	4-9, 4-11	74438	3-41	79828	4-9, 4-11
74137	4-9	74439	3-41	81812	2-65
74142	2-23	74451	2-35	82063	3-4, 3-6, 3-8
74148	4-5	74452	2-35, 2-37	82196	3-56
74149	4-5	74454	2-77	82200	3-5, 3-7, 3-9
74150	4-5	74456	2-13	82334	3-59
74151	4-5	74468	2-75, 4-12	82483	2-57
74152	4-5	74469	4-3	82509	2-39
74153	4-5	74475	2-53	82731	2-34
74154	4-5, 4-7	75028	2-69	82739	2-89
74156	4-5	75128	2-19	82831	2-75
74157	4-5	75430	2-53	83584	4-23
74158	4-5	75934	2-53	84170	2-53
74159	4-5	763113	3-35	84581	2-69, 3-59
74160	4-5	763116	3-33, 3-35	84625	2-29
74161	4-5, 4-7	76315	2-88	84631	5-4
74165	4-9, 4-11	76316	2-87	84635	5-17, 5-19
74166	4-9, 4-11	763483	4-5	84636	5-20
74167	4-9, 4-11	76570	2-37	84638	5-16
74168	4-9, 4-11	76955	3-31, 3-33, 3-35	84644	5-17
74171	4-9	76957	3-36	84646	5-2
		77002	2-39	84647	5-2
		77097	2-61, 2-67	84648	5-19



<b>Part Number</b>	<b>Page Number</b>
84649	5-19
84650	5-19
84651	5-19
84660	3-68
86041	2-34
86240	2-49, 2-51, 2-73
86330	3-4, 3-5
86331	3-8, 3-9
86332	3-4, 3-5, 3-8, 3-9
86333	3-6, 3-7
86381	2-23
86751	2-51
86791	2-55
87319	2-23
87396	2-39
87536	2-25
87583	2-27
87631	2-75
87676	2-15
87677	2-61
87738	2-39
87866	2-2, 2-25
87948	3-3

**PART DESCRIPTION TO PAGE NUMBER CROSS REFERENCE LIST**

**Numbers**

6500L Oper/ Video VHS, 3-68

**A**

Actuator Assy, 12V, 3-61  
 Actuator, 12V 4.0Strk 250Lb, 3-59  
 Actuator, Governor, 2-29  
 Actuator, Govnr, Dsl, 2-29  
 Adapter, Tube, 4-24, 4-25  
 Adaptor Wldt, Vac Wand, 3-43  
 Adaptor, Actuator, Govnr, Eng, Dsl, 2-29  
 Adaptor, Flywheel Hsg, Kubota, 2-31  
 Air Cleaner, 2-33  
 Alarm Kit, Bu A/v 355L, Cab with  
 Pressurizer, 3-13  
 Alarm Kit, Bu A/v 355L, Cab, 3-11  
 Alarm Kit, Bu A/v 355L, 2-91  
 Alternator, 50A/12V Mando, 2-34  
 Altrnr Pulley Md, 2-34  
 Angle, Cable Keeper, 2-49, 2-51, 2-71,  
 2-73  
 Angle, Door Jamb, Lower, Rear, 3-19  
 Angle, Door Jamb, 3-19  
 Angle, Muffler Hanger, 2-35  
 Angle, 2-57, 3-67  
 Arm Assy, Hopper w/label, 2-67  
 Arm Assy, Lift, 2-69  
 Arm Assy, Safety w/label, 2-67  
 Arm Wldt, Brush, Lh, 2-75  
 Arm Wldt, Idler, W/Brush, 2-75  
 Arm Wldt, 3-59  
 Arm, Alternator, 2-34  
 Arm, Control, Pintle, 2-55  
 Arm, Water Control, 3-29  
 Arm, Windshield Wiper, Panto, 3-23  
 Arm, 2-55  
 Armrest Assy, Lh& Rh, 2-11  
 Armrest Cab, 3-21  
 Assembly Apparatus, Idle, 5-21  
 Assembly Bolt, Adjusting, 5-21  
 Assembly Camshaft, 5-11  
 Assembly Cartridge, Oil, 5-5  
 Assembly Case, Main Bearing 1, 5-7  
 Assembly Case, Main Bearing 2, 5-7  
 Assembly Case, Main Bearing 3, 5-7  
 Assembly Case, Main Bearing, 5-7  
 Assembly Cock, Drain, 5-2  
 Assembly Connecting Rod, 5-13  
 Assembly Lever, Fork, 5-23  
 Assembly Pipe, Over Flow, 5-16  
 Assembly Piston Ring 05, 5-13  
 Assembly Piston Ring, 5-13  
 Assembly Plate, Control, 5-22  
 Assembly Pump, Water, 5-6  
 Assembly Rocker Arm, 5-10  
 Assembly Rotor, Oil Pump, 5-5  
 Assembly Seal, Mechanical, 5-6  
 Assembly Shaft, Governor, 5-20  
 Assembly Shaft, R-arm, 5-10

Assembly Tappet, 5-19  
 Assembly Thermostat, 5-24  
 Assy Armature, 5-15  
 Assy Bolt, 5-15  
 Assy Holder, Brush, 5-15  
 Assy Starter, 5-15  
 Assy Switch, Magneto, 5-15  
 Assy Yoke, 5-15

**B**

Backplate Assy Ce, 4-3  
 Backplate, 4-7  
 Ball, 4-9, 4-19, 5-5, 5-13, 5-15  
 Balljoint .250-28, 2-17, 2-29  
 Balljoint, Rod End, 2-45  
 Band, Pipe, 5-16, 5-24  
 Bar Wldt, Shaker, 2-65  
 Bar, Hex, 3-61  
 Bar, Link, 2-61  
 Battery, 12V, Cc Amps:600 Wet, 2-43  
 Bearing Cam, 4-3  
 Bearing Thrust, 4-14, 4-15, 4-16  
 Bearing, Ball, 5-6, 5-20, 5-23  
 Bearing, Bronze, 2-29  
 Bearing, Cup, 2.56Dia 0.55W, 3-52, 3-53,  
 3-54  
 Bearing, Flange .625 Bore, 2-53  
 Bearing, Flange, 0.50 Bore, 2-15  
 Bearing, Flange, 1.00 Bore, 3-61  
 Bearing, Flange, 1.50 Bore, 3-61  
 Bearing, Flange, 2-13  
 Bearing, Journal 1.25 ldx1.0Lg, 2-67  
 Bearing, Journal 1.50 Dia, 3-61  
 Bearing, Needle, 4-20  
 Bearing, Self Aligning, 2-73  
 Bearing, Thrust, 4-3  
 Bearing&Clr , 1.25B 2.44D 1.41W, 2-75  
 Bearing-Ball, .669B 1.575D 0.472W, 2-34  
 Bearing-Ball, 1.38B 2.83D 0.67W, 2-75  
 Bearing-Cone, 1.38Bore 0.71Wth, 2-45,  
 2-49  
 Bearing-Cup , 2.56Dia 0.55Wth, 2-45,  
 2-49  
 Bearing-Flange, 2 Hole .625Bore, 2-61  
 Bearing-Self Align 1.250 Bore, 2-61, 2-67  
 Bearing, 5-15  
 Bellows Assy, Brush Lift, 2-73  
 Bellows Assy, Valve, 2-26  
 Belt, Seat, 3-44  
 Belt, V Hc41 X 41, 2-34  
 Belt, V, 29.50l [9295], 3-36  
 Blade, Deflector, 2-7  
 Blade, Windshield Wiper, 18", 3-23  
 Block, Expansion, 4-24  
 Block, Fuse, 2-23  
 Blower Kit, W/Ohg, 3-41  
 Blower, 12volt, 4-24, 4-25, 4-26  
 Blower, Assy, 3-27  
 Body Assembly, 4-5  
 Body Assy, 4-5

Body, 4-7  
 Bolt. Bearing Case 2, 5-7  
 Bolt, Adjusting, 5-21  
 Bolt, Bearing Case 1, 5-7  
 Bolt, Connecting Rod, 5-13  
 Bolt, Cylinder Head, 5-4  
 Bolt, Eye, .25-20x1.5x .56 Eye, 2-59  
 Bolt, Flywheel, 5-14  
 Bolt, Latch, 2-19, 3-21  
 Bolt-Carrm 8X1.25 40 4.6 Pltd, 2-7  
 Bolt-Eye, .25-20Th .25B 1.4L, 2-55  
 Bolt-U, 1.13 ID, 3-29  
 Bolt, 4-9, 4-11, 5-3, 5-4, 5-5, 5-6, 5-7, 5-9,  
 5-11, 5-13, 5-14, 5-15, 5-17, 5-20,  
 5-21, 5-22, 5-23, 5-24  
 Boot - Circuit Breaker, 3-3  
 Boot, Batt. Term. 1-2 Ga Black, 2-43  
 Boot, Batt. Term. 1-2 Ga Red, 2-43  
 Boot, Binary, 4-23  
 Boot, Circuit Breaker, 3-65  
 Boot, Circuitbreaker, 3-37  
 Boot, Rubber, 2-29  
 Boot, Switch, Ignition, 2-25  
 Boot, Switch, 2-25  
 Boot-Circuit Breaker, 2-27, 3-23, 3-27  
 Bracket Assy, Isolator, 2-55  
 Bracket Spt, Control Rod, 2-53  
 Bracket Wldt, Compressor Mtg, Die, 3-36  
 Bracket Wldt, Hpr Cvr Sprng, 2-63  
 Bracket Wldt, Light, Rotating, 3-6, 3-7  
 Bracket Wldt, Mtg, Actuator, 2-29  
 Bracket Wldt, Mtg, Engine, 2-31  
 Bracket Wldt, Mtg, Motor, 3-59  
 Bracket Wldt, Mtg, Steering, Lh, 2-23  
 Bracket Wldt, Mtg, Steering, Rh, 2-23  
 Bracket Wldt, Notched, 2-23  
 Bracket Wldt, Support, Blower, 3-41  
 Bracket Wldt, Valve, 2-23  
 Bracket Wldt, Mtg, Eng, Rear, Rh, 2-31  
 Bracket Wldt, Mtg, Eng, Rear, Lh, 2-31  
 Bracket, Alarm, Back-Up, 3-11  
 Bracket, Alternator, 2-34  
 Bracket, Back-Up Alarm, 3-19  
 Bracket, Cable Spring, 2-63  
 Bracket, Cable, 3-61  
 Bracket, Deflector, Eng Cover, 2-17  
 Bracket, Deflector, 3-57  
 Bracket, Door, 2-19  
 Bracket, Drain Hose Clamp, 2-29  
 Bracket, Drier, 4-23  
 Bracket, Filter, Hold Down, 2-65  
 Bracket, Flap, Recirculation, 2-7  
 Bracket, Flasher, 2-91, 3-3, 3-11, 3-13  
 Bracket, Grille, 2-13, 2-15  
 Bracket, Gusset, Corner, Lh, 2-63  
 Bracket, Gusset, Corner, Rh, 2-63  
 Bracket, Inside, 2-11  
 Bracket, Latch, Bolt, Eng Cover, 2-17  
 Bracket, Latch, Bolt, 3-21  
 Bracket, Latch, Door, 2-19  
 Bracket, Latch, 2-17

Bracket, Light, SBDC, 3-3  
 Bracket, Motor, 2-69  
 Bracket, Mounting Motor, 2-77  
 Bracket, Mounting, Filter, 2-39  
 Bracket, Mtg, Latch, 2-13  
 Bracket, Mtg, Air Cleaner, 2-33  
 Bracket, Mtg, Back-Up Alarm, 2-91  
 Bracket, Mtg, Hinge, Lh, 2-9  
 Bracket, Mtg, Hinge, Rh, 2-8  
 Bracket, Mtg, Latch, 2-15  
 Bracket, Mtg, Light, Ohg, 3-4, 3-5  
 Bracket, Mtg, Tube, 3-41  
 Bracket, Mtg, Valve, 2-87  
 Bracket, Propel, 2-55  
 Bracket, Radiator Mount, 2-41  
 Bracket, Rear Grill Stop Bolt, 2-15  
 Bracket, Retainer, 2-53  
 Bracket, Rocker Arm, 5-10  
 Bracket, S Br Lift, 2-71  
 Bracket, Side Brush, 2-71  
 Bracket, Speed Limiter, 2-53  
 Bracket, Stop Bolt, Rear Grill, 2-13  
 Bracket, Switch, 3-3  
 Bracket, Tiedown, 3-56  
 Bracket, Valve, 3-29  
 Bracket, 2-11, 2-71, 2-73, 3-67  
 Brake Assy, 2-49  
 Brake Repair Kit, 2-49  
 Brake Shoes, 2-49  
 Breaker - Circuit, 15 Resetbl, 3-65  
 Breaker-Circuit, 2.5 Resetbl, 2-27  
 Breaker-Circuit, 15 Resetbl, 2-27, 3-23, 3-27  
 Breather, Hyd, 20 Micron, 2-85  
 Brg, Brake, 2-51  
 Brg, Snap In - Nyliner .38 Id, 3-41  
 Brush-Side Swp -23 Dia-Flatwire (Aux. Side Brush), 2-5  
 Brush-Side Swp -23 Dia-Nylon (Aux. Side Brush), 2-5  
 Brush-Side Swp -23 Dia-Poly (Aux. Side Brush), 2-5  
 Brush-Side Swp -26 Dia-Flatwire, 2-5  
 Brush-Side Swp -26 Dia-Nylon, 2-5  
 Brush-Side Swp -26 Dia-Poly, 2-5  
 Brush-Sweep Spl-45Lg-24 Single Row-Fiber and Wire, 2-5  
 Brush-Sweep Spl-45Lg-24 Single Row-Nylon, 2-5  
 Brush-Sweep Spl-45Lg-5 Double Row-Nylon, 2-5  
 Brush-Sweep Spl-45Lg-8 Double Row-Nylon, 2-5  
 Brush-Sweep Spl-45Lg-8 Double Row-Poly and Wire, 2-5  
 Brush-Sweep Spl-45Lg-8 Double Row-Poly, 2-5  
 Brush-Sweep Spl-45Lg-8 Double Row-Wire, 2-5  
 Brush-Sweep Spl-45Lg-Wedg Poly, 2-5  
 Bulb #53 12V, 3-3  
 Bulb GE, 3-15

Bulb, 12V .9A 15Cp#1004, 2-91, 3-11, 3-13  
 Bulb, #194, 3-3  
 Bulb, 12V .5A 4CP#1157, 2-7  
 Bulb, General Electric, 3-4, 3-5, 3-6, 3-7, 3-8, 3-9  
 Bulb, 3-23  
 Bumper Wldt, Aux S Br, Front, 3-61  
 Bumper Wldt, Aux S Br, Rear, 3-61  
 Bumper Wldt, Front, 2-63  
 Bumper, Pressurizer, 3-27  
 Bumper, Safety Arm, 2-67  
 Bumper, Threaded, 2-55  
 Bumper, 3-61  
 Bush, Governor Gear, 5-2  
 Bush, Idle Gear, 5-11  
 Bush, Piston Pin, 5-13  
 Bushing, Flange, 3-67  
 Bushing, Isolator-Inner,Rbr., 2-87  
 Bushing, 4-19  
 Button, Plug, 0.5h .03-.12 [Black Nyl], 2-27

**C**

Cab Dust Kit, 3-25  
 Cab Wldt, 3-19  
 Cable Assy, Push-Pull, 3-33, 3-35  
 Cable, .06D X 5.75, 3-21  
 Cable, 9" Bundle Dia, 2-7  
 Cable, Brake, Service, 2-49  
 Cable, Cover, Safety, 2-63  
 Cable, Door, Access, 3-21  
 Cable, Lift, M Br, 2-73  
 Cable, Lift, S Br, 2-71  
 Cable, Motor Bracket, 3-59  
 Cable, Parking Brake, 2-51  
 Cable, 2-11, 3-61  
 Cabletie Mount, Adhesive, 2-89, 2-91, 3-4, 3-5, 3-8, 3-9, 3-11, 3-13  
 Cam, Fuel, 5-20  
 Cam, 2-55  
 Camplate Ce, 4-3  
 Camshaft, Fuel, 5-20  
 Cap Assembly, 4-19  
 Cap, End, 4-20  
 Cap, Fuel, 2-39  
 Cap, Hub, 2-49  
 Cap, Hyd Reservoir W/dipstick, 2-85  
 Cap, Radiator, 2-41  
 Cap, Screw Cl, 4-12, 4-13  
 Cap, Screw, 4-12, 4-13, 4-20  
 Cap, Sealing, 5-2, 5-4  
 Cap, Tube, 2-23  
 Cap, Valve Stem, 2-47, 3-50  
 Cap, Valve, 5-10  
 Cap, 5-21  
 Cartridge, Solenoid Valve, 4-17  
 Catch-No-Strike, 3-27  
 Chain, Link#2/0, 5Links Plain, 2-7  
 Chain,Jack#12, 09.0L 12Links, 3-43  
 Channel Wldt, Corner Post, 2-13  
 Channel Wldt, Heater, 3-29

Channel Wldt, Support, 3-61  
 Channel, Mtg, Isolator, Muffler, 2-37  
 Channel, Mtg, Muffler, [6500 Dsl], 2-37  
 Channel, Mtg, Radiator, 2-41  
 Channel, Retainer, Seal, Rear, 2-7  
 Chrome Pltd Cam Shft, 2-49  
 Cir-clip, External, 5-10, 5-23  
 Cir-clip, Governor Shaft, 5-20  
 Cir-clip, Idle Gear, 5-11  
 Cir-clip, Piston Pin, 5-13  
 Circuit Breaker, 15 Resetbl, 3-3  
 Circuitbreaker, 15.0a, Resetable, 2-2, 3-37  
 Circuitbreaker, 30.0a, 3-37  
 Clamp - Cable, .69 Dia .62 Wth, 2-7  
 Clamp Assembly Dn, 2-33  
 Clamp Wldt, Tube, Blower Wand, 3-41  
 Clamp, Bridge, 4.0, 2-65  
 Clamp, Cable .44D .62 Wide, 3-3  
 Clamp, Cable .44D .62Wide, 3-15  
 Clamp, Cable, 0.25 Dia 0.56 wth, 3-27  
 Clamp, Cable, 2-57, 2-65  
 Clamp, Hose, Double, .437 Hole, 3-61  
 Clamp, Hose, Wormdrive, 0.56-1.06d, 3-33, 3-35  
 Clamp, Hose, Wormdrive, 0.81-1.50d, 3-33, 3-35  
 Clamp, Hose, Wormdrive, 1.31-3.25d, 4-23  
 Clamp, Hose, 2-7, 2-15, 2-23, 2-69, 2-75, 3-59  
 Clamp, Pipe 1, 5-16  
 Clamp, Pipe 2, 5-16  
 Clamp, Wormdrive, 2-65  
 Clamp, Mounting, Cyclopac Aircl., 2-33  
 Clamp-Cable, .69Dia. .62Wth, 2-43  
 Clamp-Cable, 0.25Dia 0.56Wth, 2-39, 2-89  
 Clamp-Cable, 0.38Dia 0.38Wth, 3-43  
 Clamp-Cable, 1.00Dia. .62Wth, 2-26  
 Clamp-Cable, 1.50d 1.00w Stl, 2-85  
 Clamp-Cable, 2.25Dia 1.00Wth, 2-15, 2-23  
 Clamp-Cable, 2.50Dia 1.0Wth Ss, 2-45  
 Clamp-Cable,.69Dia. 62Wth, 2-39  
 Clamp-Muffler,For 1.62 Od Tube, 2-35, 2-37  
 Clamp-Wormdrive, 0.25- 0.62D, 2-39  
 Clamp-Wormdrive, 0.56- 1.06D, 3-29  
 Clamp-Wormdrive, 0.81- 1.50D, 2-41, 3-29  
 Clamp-Wormdrive, 1.06- 2.00D, 2-41  
 Clamp-Wormdrive, 1.62- 3.50D, 3-41  
 Clamp-Wormdrive, 1.81- 2.75D, 2-33  
 Clamp-Wormdrive, 3.56- 4.50D, 3-41  
 Clevis Wldt, Adj, .50pin 0.50-20, PI, 2-49  
 Clevis, Adj, 0.38pin, 0.50 - 20, 2-49  
 Clevis, Adjustable, 2-49  
 Clip Safety, 2-63  
 Clip, [Pine-Tree], .236h, Plstc, 2-27  
 Clip, Cable, 2-49  
 Clip, Keeper, Open, 2-29, 2-31, 2-33  
 Clip, Pine-tree .236h Plastic, 2-26

## CROSS REFERENCE

Clip, Safety, 3-59  
Clip, Spring, 2-17  
Clip-Finger Grip, 3-43  
Clutch, Over Running, 5-15  
Coil, Condenser, 4-23  
Coil, Evaporator, 4-24  
Coil, Heater, 4-24, 4-25  
Coil, 4-17  
Collar 1, 5-23  
Collar, Crankshaft, 5-13  
Collar, Idle Gear 1, 5-11  
Collar, Idle Gear 2, 5-11  
Collar, Locking, 2-61  
Collet, Valve Spring, 5-10  
Column, Steering, 2-23  
Comp Idle Gear 1, 5-11  
Comp. Case, Gear, 5-5  
Comp. Crankcase, 5-2  
Comp. Crankshaft, 5-13  
Comp. Flange, Water, 5-24  
Comp. Flywheel, 5-14  
Comp. Lever, Fork 1, 5-23  
Comp. Lever, Governor, 5-22  
Comp. Oil Pan (Rear Sump), 5-3  
Comp. Weight, Governor, 5-20  
Compressor, Air-Cond, 3-36  
Cone, 4-19  
Control Box, Governor, Die (Replaced by 374127), 2-23  
Cooler, Hyd 365, 2-15  
Cord, Glow Plug, 5-16  
Cord, Sponge, 2-2, 2-59  
Core, Heater, 3-29  
Coupling Assy, Flywheel, 2-31  
Cover Weldt, Engine, Blower Wand, 3-41  
Cover Wldt, Engine, 2-17  
Cover Wldt, Press & Alarm, 3-13  
Cover Wldt, Pressurizer, w/Back-Up Alarm, 3-27  
Cover Wldt, Sppt, Seat, 2-11  
Cover Wldt, 3-23  
Cover, Bearing Case, 5-7  
Cover, Bracket, Armrest, 3-21  
Cover, Cylinder Head, 5-8  
Cover, Filter Panel, 2-65  
Cover, Fork Lever Shaft, 5-23  
Cover, Heater, 3-29  
Cover, Hopper, 2-63  
Cover, O-Ring Ce, 4-3  
Cover, Oil Pump, 5-5  
Cover, Rocker Switch Seal, 3-23, 3-27, 3-29, 3-65  
Cover, Rocker Switch, 3-37  
Cover, Steering, 2-23  
Cover, Thermostat, 5-24  
Cover, Trunion Ce, 4-3  
Cover, 3-67, 4-3, 5-5, 5-15, 5-21  
Cplt Brush Kit Md, 2-34  
Cup Assembly Dn, 2-33  
Cylinder Head Assy, 5-4  
Cylinder, Hydraulic, 4-21, 4-22  
Cylinder-Hyd (See Breakdowns), 2-45, 2-67

Cylinder-Hyd, 2.0X 4.0Da2500Psi, 2-61

### D

Dampner, Engine, 2-31  
Dashpot, 4-11  
Description, 2-27, 2-35, 3-17  
Detent Adaptr, 4-19  
Diffuser, Air, 3-30  
Door Wldt, Brush, Lh, 2-9  
Door Wldt, Brush, Rh, 2-8  
Door Wldt, Cab, 3-21  
Door Wldt, Dump, 2-59  
Door Wldt, 2-19  
Door, Dust, 2-61  
Dowel, Cyl. Block To Flywhl. Hsg., 2-31  
Draincock, End. Block, 2-41  
Drier, 4-23  
Drive Gear Assembly, 4-5  
Drive, 4-9, 4-11, 4-12, 4-13, 4-14, 4-15, 4-16, 4-20  
Duct, Air Pkg, 3-30  
Duct, Outlet, Blower Wand, 3-41  
Duct, Transition, Doorside, 3-30  
Duct, Transition, Windowside, 3-30  
Duct, Upright, Doorside, 3-30  
Duct, Upright, Windowside, 3-30  
Duct, Vinyl .75x1.50x48.0 .75D, 3-3  
Duct, Vinyl (Cut in 2), 2-63  
Duct, Vinyl 10.0 In., 3-5  
Duct, Vinyl 10.0 In, 3-4  
Duct, Vinyl 16.0 In., 3-8, 3-9  
Duct, Vinyl 24.0, 3-19  
Duct, Vinyl 26.0 In., 3-4, 3-5, 3-8, 3-9  
Duct, Vinyl 3.5 In., 3-6, 3-7  
Duct, Vinyl 6.0 In., 3-4, 3-5  
Dust Control Kit, Sidebrush (Metal), 3-67

### E

Element, Air Filter, 2-2, 2-33  
Element, Breather, 5-8  
Element, Fltr, Air, 2-33  
End Cap, 4-14, 4-15, 4-16  
Engine, Diesel Kubota E Series (See Engine Breakdown), 2-29  
Extinguisher Kit Fire 355L, 3-47  
Extinguisher, Fire, 3-47

### F

Fan Assy, Defroster, 3-29  
Fan Wldt, Vac w/gaskets, 2-77  
Fan Wldt, Vac, Inlet w/gasket, 2-77  
Fan Wldt, Vac, Transition, 2-77  
Fan, 12volt, 4-23  
Fan, Pusher, 2-34  
Fastener, Clip-Louver, 3-27  
Filter Assy, Spin-On 10Micron, 2-15  
Filter Element Ph, 2-2, 2-15  
Filter Pkg, Dust, Panel, 94plts, 2-65  
Filter, Air, 4-24, 4-25, 4-26

Filter, Dust, Panel, Perma Filter, 2-57  
Filter, Fuel, Element, 2-2, 2-39  
Filter, Fuel, 2-2  
Filter, Fueldiesel, 2-39  
Filter, Oil-oil Pick Up Tube, 5-3  
Filter, Oil, 2-2  
Filter, Panel 5.25 X 18.5 X 2, 3-27  
Fitting Assy, Fuel, 2-39  
Fitting, Brass E90, 2-39  
Fitting, Brs, Str, Pm06/Em10, 3-33, 3-35  
Fitting, Condenser, Left, 4-23  
Fitting, Flushing Tee, 3-29  
Fitting, Schrader, 4-23  
Fitting, Tee, 3-29  
Flange Mounting, 4-12, 4-13  
Flange, Mounting, 4-14, 4-15, 4-16  
Flange, Sleeve, 5-19  
Flange, Water Pump, 5-6  
Flange, Brg, 3 Hole, 2-75  
Flap, Tire-Tube ,570/500-8, 3-50  
Flap, Tube, 2-47  
Flasher, 12V, 2-91, 3-11, 3-13  
Flasher, Heavy Duty, 3-3  
Fluid, Hyd Oil, Shp 15/40 1Gal, 2-2  
Foam, Acoustic, Hopper, 2-65  
Foam, Door, Engine, Side, 2-19  
Foam, Engine Cover, Bottom, 2-17  
Foam, Engine Cover, 2-17  
Frame Wldt, Main, 2-7  
Frame, Drive End, 5-15  
Frame, End, 5-15  
Front Plate Assy, 4-7  
Ftg, Breather, 2-89  
Ftg, Grease .25-28Th Strt .63L, 2-61  
Ftg, Grease.25-28Th Strt .63L, 2-45  
Ftg-Brs E45 Pm02/Pf02, 2-29  
Ftg-Brs E90 Bm05/Pm02, 2-39  
Ftg-Brs E90 Em10/Pm08, 3-29  
Ftg-Brs E90 If03/Pm02, 2-39  
Ftg-Brs E90 If05/Pm02, 2-39  
Ftg-Brs Str Bm03/Pm02, 2-89  
Ftg-Brs Str Em10/Pm06, 3-29  
Ftg-Brs Str, 2-65  
Ftg-Hyd E45 Jm04/Jf04, 2-61  
Ftg-Hyd E45 Jm06/Om06, 2-23  
Ftg-Hyd E45 Jm12/Om12, 2-15  
Ftg-Hyd E90 Jm12/Jf12, 2-78  
Ftg-Hyd E90 Jm04/Jf04, 2-87  
Ftg-Hyd E90 Jm04/Om04, 2-61, 2-67  
Ftg-Hyd E90 Jm06/Jf06, 2-69  
Ftg-Hyd E90 Jm06/Om06, 2-45  
Ftg-Hyd E90 Jm08/Om08, 2-78, 2-87, 2-88  
Ftg-Hyd E90 Jm08/Om10, 2-85  
Ftg-Hyd E90 Jm10/Jf10, 2-87  
Ftg-Hyd E90 Jm10/Om08, 2-87  
Ftg-Hyd E90 Jm10/Om12, 2-88  
Ftg-Hyd E90 Jm12/Om12, 2-15  
Ftg-Hyd E90 Pm04/Jm04, 2-39  
Ftg-Hyd Plg Jm08, 2-85  
Ftg-Hyd Plg Jm12, 2-29  
Ftg-Hyd Rst Jm04/.047, 2-67  
Ftg-Hyd Ste Jm04/Om04, 2-45

Ftg-Hyd Ste Jm04/Om06, 2-45  
 Ftg-Hyd Str Jm10/Jf12, 2-78  
 Ftg-Hyd Str Jm12/Om08, 2-78  
 Ftg-Hyd Str Jm04/Jf06, 2-88  
 Ftg-Hyd Str Jm04/Jf08, 2-87, 2-88  
 Ftg-Hyd Str Jm04/Om04, 2-61  
 Ftg-Hyd Str Jm04/Om06, 2-87  
 Ftg-Hyd Str Jm06/Jf10, 2-87  
 Ftg-Hyd Str Jm06/Jm06, 3-59  
 Ftg-Hyd Str Jm06/Om06, 2-85  
 Ftg-Hyd Str Jm06/Om08, 2-75  
 Ftg-Hyd Str Jm06/Om10, 2-69, 2-88, 3-59  
 Ftg-Hyd Str Jm06Om06L, 2-87  
 Ftg-Hyd Str Jm08/Jf12, 2-85  
 Ftg-Hyd Str Jm08/Om08, 2-75  
 Ftg-Hyd Str Jm08/Om10, 2-88  
 Ftg-Hyd Str Jm10/Om12, 2-45, 2-88  
 Ftg-Hyd Str Jm20/Om20, 2-85, 2-88  
 Ftg-Hyd Str Special Om06/Om06, 2-87  
 Ftg-Hyd Tee Jm04Omjm, 2-78  
 Ftg-Hyd Tee Jm12JmJf, 2-78  
 Ftg-Hyd Tee Jm04Jmbjm, 2-61  
 Ftg-Hyd Tee Jm06Jmom, 2-87  
 Ftg-Hyd Tee Jm06Omjm, 2-88  
 Ftg-Hyd Tee Jm08Jfjm, 2-88  
 Ftg-Hyd Tee Jm08jmjf, 2-87  
 Ftg-Hyd Tee Jm10JfJm, 2-87  
 Ftg-Hyd Tee Jm12Jmom, 2-85  
 Ftg-Hyd Tee Special Of06Of0f, 2-87  
 Ftg-Metric E90 Omm22/Jm12, 2-29  
 Ftg-Plug Npt 02Pm Sq Hd, 2-39  
 Fuel Pump Cover Plate, 5-17  
 Fuelline, 2-39  
 Fuse, 40 Amp, 2-23

**G**

Gas Cap, Protectoseal, 3-45  
 Gasket Ku, 5-9  
 Gasket Set, Lower, 5-3  
 Gasket Set, Upper, 5-4  
 Gasket, Bearing Case Cover, 5-7  
 Gasket, Bearing Case, 5-7  
 Gasket, Cylinder Head, 5-4  
 Gasket, Delivery Valve, 5-19  
 Gasket, Ex-manifold, 5-9  
 Gasket, Fuel Pump, 5-17  
 Gasket, Gear Case, 5-5  
 Gasket, Head Cover, 5-8  
 Gasket, In-manifold, 5-9  
 Gasket, Oil Pan, 5-3  
 Gasket, Throttle, 2-29  
 Gasket, Thrftl Blk, 5-21  
 Gasket, Water Flange, 5-24  
 Gasket, Water Pump, 5-6  
 Gasket, 2-39, 5-2, 5-3, 5-8, 5-16, 5-19, 5-21, 5-22, 5-23, 5-24  
 Gauge, Oil, 5-3  
 Gear, Camshaft, 5-11  
 Gear, Crankshaft, 5-13  
 Gear, Drive, 4-7  
 Gear, Governor, 5-20  
 Gear, Idler, 4-5, 4-7

Gear, idler, 4-7  
 Gear, Injection Pump, 5-20  
 Gear, Oil Pump Drive, 5-13  
 Gear, Ring, 5-14  
 Gear, Slip Fit, 4-5  
 Gear, 4-5, 4-7, 5-15  
 Geroler, 4-9, 4-11  
 Geroter & Coupler, 4-3  
 Gerotor Set, 4-12, 4-13, 4-14, 4-15, 4-16, 4-20  
 Glass, Sight, 4-23  
 Grille, Left, 2-15  
 Grille, Right Std, 2-13  
 Grom.,Rbr,1.06Id,For.19Matl L, 3-61  
 Grommet, Rbr, 0.69 ID, 2-91, 3-4, 3-5, 3-6, 3-7, 3-8, 3-9, 3-11, 3-13  
 Grommet, Rbr, 0.69id, F/ 0.1h, .25matl, 3-37  
 Grommet, Rubber, 3-19  
 Grommet,Rbr, 0.38 In, 3-23  
 Grommet,Rbr, 0.56 In, 3-8, 3-9, 3-11, 3-13  
 Grommet,Rbr,0.25Id,For .09Matl, 2-25  
 Grommet,Rbr,0.38Id,For .12Matl, 3-29  
 Grommet,Rbr,0.56Id,For .13Matl, 2-91, 3-6, 3-7  
 Grommet,Rbr,0.62Id,For .06Matl, 2-89  
 Grommet,Rbr,0.63Id,For .13Matl, 3-4, 3-5  
 Grommet,Rbr,0.69Id,For .25Matl, 3-27  
 Grommet,Rbr,1.06Id,For .19Matl, 2-63  
 Grommet,Rbr,1.50Id,For .19Matl, 2-41  
 Grommet,Rbr,1.62Id,For .13Matl, 2-23  
 Guard Kit, 355L, 2-21  
 Guard Wldt, Brush, 3-59  
 Guard Wldt, Lights, Revl&Flsh, 3-6, 3-7  
 Guard Wldt, Ohg, Top, 2-21  
 Guard, Brush, 2-69, 3-59  
 Guard, Fan, W/Label, Die, 2-41  
 Guard, String, Brush Motor, 2-69  
 Guard, String, Motor, Brush, 3-59  
 Guide Assy, Oil Gauge, 5-3  
 Guide, Exhaust Valve, 5-4  
 Guide, Inlet Valve, 5-4

**H**

Handle Assy, Latch, Eng Cover, 2-17  
 Handle, Control Valve, Bent, 2-87  
 Handle, Control Valve, Straight, 2-87  
 Handle, Grab, 3-41  
 Handle, Lift, Brush, 2-65  
 Handle, Paddle, 3-21  
 Handle, Safety Arm, 2-67  
 Harness, AC 6500/6550, 3-38  
 Harness, Adapter, B/u Alarm, 2-91, 3-11, 3-13  
 Harness, Alarm, Backup, 2-91, 3-11, 3-13  
 Harness, Aux Side Brush, 3-63  
 Harness, Cab, 3-19  
 Harness, Fuel, Gas/Die 355L, 2-102  
 Harness, Hopper, 2-102  
 Harness, Horn, 2-102  
 Harness, Jumper, 2-102  
 Harness, Main, Die 6500L, 2-102

Harness, Revolv Light, Cab,Ohg, 3-4, 3-5, 3-8, 3-9  
 Harness, Turn Signal, 3-3  
 Harness, Wire, Hazard, 3-6, 3-7  
 Harness, Wire, Shaker Motor 6500/6550, 2-102  
 Headlight Assy,210G, 2-91, 3-11, 3-13  
 Headlight, 12V.Rect., 2-63  
 Headliner, Plenum, 3-30  
 Heater Kit 355L, 3-29  
 Hinge Wldt, Cab Door, 3-21  
 Hinge Wldt, Door, Engine, 2-19  
 Hinge Wldt, Engine Cover, Lh, 2-77  
 Hinge Wldt, Engine Cover, Rh, 2-77  
 Hinge Wldt, Long Pin, 3-21  
 Hinge Wldt, Short Pin, 3-21  
 Hinge, Coverhopper, 2-63  
 Hinge, Door, Brush, 2-8, 2-9  
 Holder Assy, Nozzle, 5-16  
 Holder, Delivery Valve, 5-19  
 Holder, Governor Gear, 5-20  
 Holder,, 5-20  
 Hook, Engine 1, 5-4  
 Hook, Engine 2, 5-4  
 Hook, Spring, 3-61  
 Hopper Wldt, 6550 Ss, 3-55  
 Hopper Wldt, 2-57  
 Horn Assy, Back-Up Alarm, 2-91, 3-11, 3-13  
 Horn, 12V, 2-7  
 Hose Assy, Reduced Barrier, Air-Cond, 3-35  
 Hose, .62 ID x 24.0 Lng heater, 3-29  
 Hose, Coolant, Mold, (Cut in 2), 3-33  
 Hose, Fuel Line .31 Idx11.0, 2-39  
 Hose, Fuelline, 10.0L, 2-39  
 Hose, Heater, 0.062id 84l, 3-33, 3-35  
 Hose, Heater, 0.62id 24l, 3-33, 3-35  
 Hose, Heater, E90, 0.62id 60.0 4.0, 3-33, 3-35  
 Hose, Molded, Air Intake, 2-33  
 Hose, Radiator, Lower (Cut in 2), 3-35  
 Hose, Radiator, Lower, Die, 2-41  
 Hose, Radiator, Upper, Die, 2-41  
 Hose, Rbr .188 I.D. X 29.0 Lg, 2-39  
 Hose, Rbr, 3-41  
 Hose, Reducer, 3-41  
 Hose, Vacuum, 2-65, 2-89  
 Hose,.62 Idx60.00 Lng, Heater, 3-29  
 Hose& Cuff Assy,Vinyl3.0Idx 24, 3-41  
 Hose&2Cuff Assy,Vinyl2.0Id10Ft, 3-43  
 Hose-Hyd Low04 Jf/J4, 2-83  
 Hose-Hyd Low06 Jf/J4, 2-83  
 Hose-Hyd Low08 Jf/J4, 2-83  
 Hose-Hyd Low08 Jf/Jf, 2-85  
 Hose-Hyd Low12 Jf/Jf, 2-29, 2-83  
 Hose-Hyd Med04 Jf/J4, 2-83  
 Hose-Hyd Med04 Jf/J9, 2-83  
 Hose-Hyd Med04 Jf/Jf, 2-83  
 Hose-Hyd Med06 Jf/J9, 2-83  
 Hose-Hyd Med06 Jf/Jf, 2-83  
 Hose-Hyd Med06 Jf/J9, 3-59  
 Hose-Hyd Med08 Jf/J9, 2-83

## CROSS REFERENCE

Hose-Hyd Med08 Jf/J19, 2-83  
Hose-Hyd Med10 Jf/J4, 2-83  
Hose-Hyd Med10 Jf/J9, 2-83  
Hose-Hyd Med10 Jf/J19, 2-83  
Hose-Hyd Med12 Jf/J9, 2-83  
Hose-Hyd Med12 Jf/J19, 2-83  
Hose-Hyd Suc20 Jf/J4, 2-83  
Housing Assy Pkg, Evaporator/Heater  
(See Breakdowns), 3-35  
Housing Assy Pkg, Evaporator/Heater,  
4-24  
Housing Assy Pkg, Pressurizer (See  
Breakdowns), 3-31  
Housing Assy Pkg, Pressurizer, 4-26  
Housing Assy, Pkg, Condenser/Fan (See  
Breakdowns), 3-35  
Housing Assy, Pkg, Condenser/Fan, 4-23  
Housing Assy, Pkg, Heater (See  
Breakdowns), 3-33  
Housing Assy, Pkg, Heater, 4-25  
Housing Cl, 4-12, 4-13  
Housing Wldt, Coil/Blower, 4-24, 4-25,  
4-26  
Housing Wldt, Filter, 3-27  
Housing, Assy, 4-9, 4-11  
Housing, Brg, 4-9, 4-11  
Housing, Condenser/Fan, 4-23  
Housing, Flywheel, Rework, 2-31  
Housing, Headlight, 2-63  
Housing, Sppt, Wheel, 2-45  
Housing, 4-14, 4-15, 4-16  
Hub & Stud Assy, 2-45  
Hub Assy, Brush Arm, 2-75  
Hub, Brush Adaptor, 1.00B, 3-59  
Hub, Brush Adaptor, 2-69  
Hub, Pivot, 2-61

### I

Impeller 9.00 Dia., 2-77  
Impeller, Water Pump, 5-6  
Indicator, Service, Air Filter, 2-33  
Insulation, Acoustic, Engine Cover, 2-17,  
2-77  
Insulation, Acoustic, Firewall, 2-7  
Insulation, Acoustic, Hopper, 2-57  
Insulation, Acoustic, Panel, 2-11  
Insulation, Acoustic, Plate, 2-11  
Insulation, Acoustic, Seat, 2-11  
Insulation, Acoustic, 2-26, 3-19  
Insulation, Foam, 2-65, 3-67  
Insulation, S/Foam, Rear, 3-17  
Insulation, S/Foam Door, 3-17  
Insulation, S/Foam Rear (Replc by 375311),  
3-17  
Insulation, S/Foam, Panel, 3-17  
Insulation, S/Foam, Roof, 3-17  
Insulation, S/Foam, Side Lh, 3-17  
Insulation, S/Foam, Side Rh, 3-17  
Isolator Assy, Valve, 2-87  
Isolator, Vibration .37 Dia, 2-77  
Isolator-Vibration, 125lb. Rating, 2-35,  
2-37

Isolator-Vibration, 60 Lb. Rating, 2-41, 2-77

### J

Joint, Breather Pipe, 5-8  
Joint, Pipe, 5-5

### K

Key Set, Switch Ku, 2-25  
Key, Feather, 5-11  
Key, Round, 4-5  
Key, Switch, Set Of Two, 2-2  
Key, Woodruff, 5-20  
Key-Wdruff 0.25 1.00 Asa#0808, 4-12,  
4-13  
Key, 4-3, 4-7, 4-9, 4-11, 4-17, 5-13  
key, 4-7  
Kit, Detent I&O, 4-19  
Kit, Detent In, 4-19  
Kit, Detent Out, 4-19  
Kit, Filter, Surface Load, 98 Plts (Option),  
2-65  
Kit, Filter, Synthetic (Option), 2-65  
Kit, Fltr, Fine Particle, 2-2  
Kit, Maintenance, 800Hr, 2-2  
Kit, Replmt, Connector, Cable, Brake, 2-49  
Kit, Replmt, Control, Govnr, [All Purps],  
2-23  
Kit, Replmt, Seal, 2-2  
Kit, Seal, Hyd, Pump, 4-5  
Kit, Seal, Hyd, Valve, 2-2  
Kit, Seal, Hyd, 2-2  
Knob, 1.375 Dia, Black, 2-87  
Knob, Adjusting, 2-71, 2-73  
Knob, Black, M8, 3-41  
Knob, Tapered M8, 2-23  
Knob, Tapered, 2-71, 2-73

### L

Label Kit, Complete, 6500L, 2-103  
Label Set, Info & Hazard 6500L, 2-103  
Label Set, Operational 355L, 3-41  
Label Set, Operational 6500L, 2-103  
Label, Air Cond On-Off, 3-37  
Label, Aux Side Brush, 3-65  
Label, Heat On-Off, 3-33, 3-35  
Label, Numerals 6550, 2-103  
Label, Operational, Cab, 3-23  
Label, Spec, Air-Cond, 3-35  
Label, Tennant Logo- 10.0 Blue, 2-63  
Latch, Bolt, 2-8, 2-9, 2-13, 2-15, 2-17  
Latch, Draw, Flexible, 3-56  
Latch, Hook, Lh, 2-9, 2-15  
Latch, Hook, RH, 2-13  
Latch, Hook, Rh, 2-8  
Latch, Ss, 4-24, 4-25, 4-26  
Latch, 2-17, 2-19, 2-75, 3-21  
Lens, Flashing Lite Fr207 Amber, 3-4, 3-6,  
3-8

Lens, Flashing Lite Fr207 Blue, 3-4, 3-6,  
3-8  
Lens, Flashing Lite Fr207 Red, 3-4, 3-6, 3-8  
Lens, Rev. Light, Amber, 3-5, 3-7, 3-9  
Lens, Rev. Light, Blue, 3-5, 3-7, 3-9  
Lens, Rev. Light, Red, 3-5, 3-7, 3-9  
Lever Wldt, Baffle, Blowr Wand, 3-41  
Lever Wldt, M Br, 2-73  
Lever Wldt, S Br, 2-71  
Lever Wldt, Tilt, 2-23  
Lever, Brake, 2-51  
Lever, Door Release, 3-21  
Lever, Engine Stop, 5-22  
Lever, Fork 2, 5-23  
Lever, Governor Actuator, 2-29  
Lever, Speed Control, 5-22  
Light Assy Mark/Yel 12V- . A, 3-3  
Light Assy Work/Clr 12V- . A, 3-15  
Light Assy, Dome, 3-23  
Light Kit Flsh 355L Cab, 3-8  
Light Kit Flsh 355L Lrc, 3-6  
Light Kit Flsh 355L Ohg, 3-4  
Light Kit Revl 355L Cab, 3-9  
Light Kit Revl 355L Lrc, 3-7  
Light Kit Revl 355L Ohg, 3-5  
Light Kit Sgnl 355L, 3-3  
Light Kit, Side Brush 355L, 3-15  
Light, Flashing, Amber, 12V-Re, 3-4, 3-6,  
3-8  
Light, Rev. Amber 12V-Reworked, 3-5, 3-7,  
3-9  
Link Assy, Valve Handle, 2-87  
Louver Assy, 3-27

### M

Magnet Assy, Pick-Up, 2-31  
Magnet, Drive Brush, 3-41  
Maint Kit, Seals 355L, 2-3  
Maint Kit, Skirts 355L, 2-2  
Manifold, Exhaust, Front, Down, 5-9  
Manifold, Inlet, 5-9  
Manual Op/Mt 6550D French, 3-68  
Manual Op/Mt 6550D JP, 3-68  
Manual Op/Mt 6550D Spanish, 3-68  
Manual Pkg 6550D, 3-68  
Manual Service 6500/6550, 3-68  
Manual, Cd-Rom, Oprtr & Parts, All [Na],  
3-68  
Manual, Cd-Rom, Service, 3-68  
Manual-Fiche Pkg 6550D, 3-68  
Metal, Crankpin 02, 5-13  
Metal, Crankpin 04, 5-13  
Metal, Crankpin, 5-13  
Metal, Crankshaft 1, 5-13  
Metal, Crankshaft 2, 5-13  
Metal, Crankshaft 3, 5-13  
Metal, Crankshaft1 02, 5-13  
Metal, Crankshaft1 04, 5-13  
Metal, Crankshaft2 02, 5-13  
Metal, Crankshaft2 04, 5-13  
Metal, Crankshaft3 02, 5-13  
Metal, Crankshaft3 04, 5-13

Metal, Side 1 02, 5-13  
 Metal, Side 1 04, 5-13  
 Metal, Side 1, 5-13  
 Metal, Side 2 02, 5-13  
 Metal, Side 2 04, 5-13  
 Metal, Side 2, 5-13  
 Module, Shaker, 12V, 2-65  
 Molding, Trim 11-14Ga 7.50, 2-63  
 Molding, Trim 11-14Ga 14.20, 2-11  
 Molding, Trim 11-14Ga 22.80, 2-11  
 Molding, Trim 11-14Ga 25.62, 2-7  
 Molding, Trim 11-14Ga 10.00, 2-23  
 Molding, Trim 11-14Ga 5.75, 2-23  
 Molding, Trim, .08-.11 07.50, 3-35  
 Molding, Trim, .08-.11 17.75, 3-61  
 Motor Assy, Heater W/Fan, 3-29  
 Motor, Hyd Gear In (See Breakdowns), 3-59  
 Motor, Hyd Gear In 02.8 B 1500, 4-12  
 Motor, Hyd Gear In 19.0 B 3000, 4-9, 4-11  
 Motor, Hyd Gear Replaced by 374628 (See Breakdowns), 3-59  
 Motor, Hyd Gear, 4-13  
 Motor, Hydraulic, 4-14, 4-15, 4-16, 4-17  
 Motor-Ele 12V, Wiper, Windshld, 3-23  
 Motor-Hyd Gear (See Breakdowns), 2-45, 2-69, 2-75, 2-78  
 Mount, Compressor, 3-36  
 Muffler, Exhaust, 2-35, 2-37  
 Muffler, Spark Arresting, 3-46

**N**

Nut Speed, Retainer, 8-32 Thd, 2-91, 3-11, 3-13  
 Nut, Cap, 5-8, 5-17, 5-20, 5-21  
 Nut, Hex, Flange, M08-1.25, 2-57  
 Nut, Hex, Flange, M8, 3-67  
 Nut, Hex, Flng, .38-16, 3-36  
 Nut, Hex, Jam, .50-20, 2-49  
 Nut, Hex, Lock, .31-18, NI, 2-63  
 Nut, Hex, Lock, .38-16, NI, 3-36  
 Nut, Hex, Lock, M04x0.7, NI, 3-43  
 Nut, Hex, Lock, M05-0.8, NI, Ss, 2-61  
 Nut, Hex, Lock, M06-1.0, NI, Ss, 2-57, 2-59, 2-61, 2-63  
 Nut, Hex, Lock, M08-1.25, NI, Ss, 2-7, 2-57  
 Nut, Hex, M10, 3-67  
 Nut, Hex, M8, 2-35, 2-37  
 Nut, Hex, Std, M12 X 1.75, 2-49  
 Nut, Hexagon, 5-15  
 Nut, Hxlocnyln M10x1.5, 2-47  
 Nut, Isolator, .25-20 Wall Thk .031-.187, 3-23  
 Nut, Retainer R/.312 Dia, 2-67  
 Nut, U M 6X1.0 Pltd, 2-17  
 Nut, U M 6X1.0 Pltd, 2-25  
 Nut, U M 8X1.25 Pltd, 2-11  
 Nut, U M6 X 1.0, 3-23  
 Nut, Wheel, .50-20 X 60 Angle, 2-2  
 Nut, Wing .44-20 Special, 2-33  
 Nut-Hx Jam M10x1.5 Ss, 2-71, 2-73  
 Nut-Hx Jam M20x1.5 4 Pltd, 2-23

Nut-Hx Stdss M10x1.5 Left, 2-55  
 Nut-Hxlocnyln .25-20 Thin Pltd, 2-53  
 Nut-Hxlocnyln .38-16 Thin Pltd, 2-55  
 Nut-Hxlocnyln M 6X1.0 Reg Ss, 2-2  
 Nut-Hxlocnyln M 8X1.25 Reg Ss, 2-3  
 Nut-Hxlocnyln M6 x 1.0 Regss, 2-51  
 Nut-Hxslot 1.00-20 Pltd, 2-49  
 Nut-Hxslot 1.12-18 Pltd, 2-45  
 Nut-Hxslot .75-16 Pltd, 4-12, 4-13  
 Nut-Wheel .50-20 60 Angle, 2-45  
 Nut, 4-9, 4-11, 5-5, 5-9, 5-10, 5-17, 5-21, 5-22, 5-24

**O**

O-Ring Gland, 2-88  
 O-Ring, 5-2, 5-3, 5-4, 5-5, 5-8, 5-13, 5-15, 5-19, 5-22  
 Oil Filter, Plug, 5-5  
 Oil Shield, Breather, 5-8  
 Output Shaft, 4-14, 4-15, 4-16

**P**

Pad, Rubber, Hose Clamp, 3-61  
 Pad, Rubber, 2-51, 3-41  
 Pad, Tank, Hyd, 2-85  
 Pad, Tread, 2-11, 2-53  
 Pad, 2-51  
 Panel Assy, Instr, 2-25  
 Panel Assy, Instrument w/label, 2-26  
 Panel Wldt, Sppt, Seat, 2-11  
 Panel, Engine, 2-7  
 Panel, Filler, Upper, 2-11  
 Panel, Inside, 2-11  
 Panel, Mtg, Pressurizer, 3-27  
 Panel, Support, 2-71  
 Panel, Switch, Cab, 3-23  
 Pedal, Propel, Adjustable, Lower w/tread, 2-53  
 Pedal, Propel, Adjustable, Upper w/tread, 2-53  
 Performance Pkg 400Hr Die 355L, 2-2  
 Pin Assy, Clevis, Hopper Lift, 2-67  
 Pin Assy, Side Brush W/Clip, 2-69, 3-59  
 Pin Clevis .375 Dia X 1.13 Lg, 2-49, 2-51, 2-73  
 Pin, Arm, Safety, 2-67  
 Pin, Clamp, 5-19  
 Pin, Clevis .31 Dia X 4.50 Lg, 2-53  
 Pin, Clevis .50 Dia X 4.50 Lg, 2-53  
 Pin, Clevis .75 Dia X 5.5 Lg, 2-69  
 Pin, Clevis, 0.37 Dia X 3.00L, 3-21  
 Pin, Clevis, 0.50 D X 1.25L, 2-49  
 Pin, Clevis, 3-67  
 Pin, Cotter, .094 X 0.75, 2-49  
 Pin, Cotter, .125 X 1.00, 2-49  
 Pin, Cotter, 2-61  
 Pin, Dowel Ce, 4-3  
 Pin, Grooved, 2-67  
 Pin, Hair Cotter, 2-53, 2-69, 3-67  
 Pin, Joint, 5-19

Pin, Lh, 2-67  
 Pin, Pipe, 5-2  
 Pin, Piston, 5-13  
 Pin, Pivot, Upper, 2-13, 2-15  
 Pin, Rh, 2-67  
 Pin, Spring, 5-22  
 Pin, Start Spring, 5-2  
 Pin, Straight, 5-2  
 Pin, Tappet Guide, 5-19  
 Pin, Wheel Support, Rear, 2-45  
 Pin, Clevis, .19 Dia. X .50 Lg, 3-61  
 Pin, Clevis, 0.25 Dia. X 2.44 Lg, 2-23  
 Pin, Clevis, 0.37 Dia. X 1.00 Lg, 2-49  
 Pin, Clevis, 0.37 Dia. X 1.50 Lg, 2-71  
 Pin, Clevis, 0.37 Dia. X 2.00 Lg, 2-71  
 Pin, Clevis, 0.37 Dia. X 2.12 Lg, 2-53  
 Pin, Clevis, 0.37 Dia. X 3.00 Lg, 2-23  
 Pin, Clevis, 0.50 Dia. X 1.25 Lg, 2-61  
 Pin, Clevis, 0.50 Dia. X 2.00 Lg, 2-61  
 Pin, Clevis, 0.50 Dia. X 2.25 Lg, 2-61  
 Pin, Clevis, 0.50 Dia. X 2.50 Lg, 3-61  
 Pin, Clevis, 0.50 Dia. X 3.00 Lg, 3-59  
 Pin, Clevis, 0.50 Dia. X 5.00 Lg, 2-69, 3-59  
 Pin, Clevis, 0.50 Dia. X 5.50 Lg, 2-69, 3-59  
 Pin, Hair Cotter #Lhcot-2, Leitk, 2-11  
 Pin, Roll, .09Odx0.75L, .094/.097, 3-41  
 Pin, Roll, .18Odx1.25L, .187/.192, 2-61  
 Pin, Roll, .38Odx2.00L, .375/.382, 2-61, 2-75  
 Pin-Grvd, 1.00D 3.0L2/ 2.71Btwn, 2-67  
 Pin, 4-20  
 Pipe, Breather, 5-8  
 Pipe, Drain, 5-15  
 Pipe, Exhaust, Die, 2-35, 2-37  
 Pipe, Injection 1, 5-16  
 Pipe, Injection 2, 5-16  
 Pipe, Injection 3, 5-16  
 Pipe, Injection 4, 5-16  
 Pipe, Over Flow, 5-16  
 Pipe, Water Return 1, 5-6, 5-24  
 Pipe, Water Return 2, 5-24  
 Piston 05, 5-13  
 Piston, 4-11, 5-13  
 Pivot Assy, S Br, 2-69  
 Pivot Wldt, Actuator, 3-61  
 Pivot Wldt, 3-61  
 Plate - Hose Support, 2-45  
 Plate Wldt, Blower Wand, 3-41  
 Plate Wldt, Cover, Bottom, 2-17  
 Plate Wldt, Governor, 2-23  
 Plate Wldt, Sprngbrkt Backing, 2-63  
 Plate, Adapter, 4-5, 4-7  
 Plate, Back, 4-5  
 Plate, Backing, Handle, 3-41  
 Plate, Circuit Breaker, 2-27  
 Plate, Cover, 3-19  
 Plate, Deflector, Eng Cover, 2-17  
 Plate, Deflector, Engine Cover, 2-17  
 Plate, Deflector, 3-57  
 Plate, Element 1, 5-8  
 Plate, Element 2, 5-8  
 Plate, Filler, Diesel, 2-41  
 Plate, Filler, 2-41  
 Plate, Floor w/tread, 2-11

## CROSS REFERENCE

Plate, Front, 4-5  
Plate, Light Mtg., 3-4, 3-5  
Plate, Mtg, Latch, 2-75  
Plate, Mtg, Main Brush Shaft, 2-75  
Plate, Mtg, Radiator, 3-36  
Plate, Mtg, Wiper Kit, 3-23  
Plate, Panel, Shaker, 2-65  
Plate, Reinforcement-Ignition, 2-25  
Plate, Retainer, Front, Lh, 2-3  
Plate, Retainer, Lh, 2-3  
Plate, Retainer, 2-59, 3-67  
Plate, Seal, Sppt, Seat, 3-19  
Plate, Seal, 2-75  
Plate, Spacer, Magnet, 3-41  
Plate, Spacer, 3-67  
Plate, Valve Ce, 4-3  
Plate, Valve, 4-9, 4-11  
Plate, Wear, 4-7, 4-20  
Plate-Cover, 2-27, 3-23  
Plate, 2-57, 3-61, 3-67, 5-19  
Plug & O-Ring, 4-19  
Plug #16, 4-7  
Plug #20, 4-7  
Plug Assembly Ph, 4-12, 4-13  
Plug Assembly, 4-3, 4-9, 4-11, 4-19  
Plug Weld, Brush Drive, Sweep, 2-75  
Plug Wldt, Idler, 2-75  
Plug, #6 O-Ring, 4-19  
Plug, #8 O-Ring, 4-19  
Plug, Control Box, 2-23  
Plug, Drain, 3-43, 5-3  
Plug, Expansion, 5-2  
Plug, Glow, 5-16  
Plug, O-ring, 4-5  
Plug, Oil Filler, 5-8  
Plug, Plastic 1.00 D, 2-23  
Plug, Plastic, 1.00 D, 2-26, 3-19  
Plug, Thread 1/2-13, 2-75  
Plug, Tube, 2-75  
Plug, 4-7, 4-11, 4-16, 5-2, 5-4, 5-5, 5-24  
Plugbtn .38H .03-.12 Blacknyl (LPG only),  
2-26  
Plugbtn .62H .03-.12 Blacknyl, 2-27, 3-23  
Plugbtn .38H .03-.12 Blacknyl, 2-7  
Plugbtn .44H, 2-11  
Plugbtn .62H .03-.12 Blacknyl, 2-7  
Plunger, Pump, 5-19  
Plunger, 4-19  
Poppet, 4-11, 4-19  
Pressurizer Kit Cab 385L, 3-27  
Pulley Assy - Cable, 1.5 Dia, 2-71, 2-73  
Pulley, A/C (Kubota Diesel), 3-36  
Pulley, Cable, 1.5D, Nyl, 2-49, 2-51  
Pulley, Fan Drive, 112mm, 5-13  
Pulley, Rework, A/C (Kubota Diesel), 3-36  
Pully Assembly 2.75, 2-71  
Pully, Fan, 5-6  
Pump Adaptor Assy, 4-3  
Pump Assembly, Injection (See Injection  
Pump Breakdown), 5-17  
Pump Assembly, Injection, 5-19  
Pump Driveshaft, 4-3  
Pump Housing Asy Ce, 4-3

Pump, Fuel, 2-39  
Pump, Hyd Piston V 1.44 R 4000, 4-3  
Pump, Hyd, 4-5, 4-7  
Pump-Hyd Gear (See Breakdowns), 2-88  
Pump-Hyd Piston (See Breakdowns), 2-88  
Push Rod, 5-11

## R

Race Thrust, 4-12, 4-13  
Race, Bearing, 4-3, 4-20  
Race, Inner Bearing, 4-3  
Race, Thrust, 4-14, 4-15, 4-16  
Rack, Control, 5-19  
Radiator, 2-41  
Rectifier Assy Md, 2-34  
Regulator Assy Md, 2-34  
Relay, 12vdc, 40a, Spdt, [Potter], 3-37  
Relay, Shrouded, 12 Vdc, 2-27  
Repair Info. Cl, 4-12, 4-13  
Repair Info., 4-7, 4-9, 4-11, 4-14, 4-15,  
4-16, 4-17  
Repair Info, Pump, 4-5  
Repair Info, Valve, 4-19  
Repair Info, 4-3, 4-20  
Repl. Kit, Bracket, 2-35  
Replm Kit, Case, 2-25  
Replm Kit, Cir Board, 2-25  
Replm Kit, Hourmeter, 2-25  
Replm Kit, Instr Panel, 2-25  
Replm Kit, Lamp, Backlighting (8), 2-25  
Replm Kit, Lamp, Fault (8), 2-25  
Replm Kit, Seal, 2-25  
Replm Kit, Touch Panel, 2-25  
Reservoir, 07.0 Gal W/label, 2-85  
Restrictor Ring Kit, 2-65  
Retainer, Front, 4-20  
Retainer, Frt, 4-9, 4-11  
Retainer, Seal, Hppr, .12 X 1.8 X 40.3l, 2-2  
Retainer, Valve Spring, 5-10  
Retainer, 3-23, 5-15  
Retaining Ring-External, 1.25D, 2-67  
Retaining Ring, 4-3  
Retaining Rng, 4-19  
Return Spring-Brakes, 2-49  
Rim Assembly, 2-47  
Rim Assy, 4.25" Bead x .188 Stil, 3-50  
Ring, Retaining, Ext, .75 Dia, 2-67  
Ring, Retaining, Ext, 1.25 Dia, 2-67  
Ring, Retaining, Intl, 2.00Dia, 2-67  
Ring, Retaining, 4-20  
Ring, Retain, Ex, 0.50Od, Selflock, 2-61  
Ring, Retain, Ex, 0.98Od, E-Ring, 2-67  
Ring-Retain, Ex, 0.98OD, E-Ring, 2-51  
Ring, 2-87, 4-9, 4-11  
Rivet, Plastic .181D x .720, 2-63  
Rivet, Plastic .250x.898, 2-8, 2-9  
Rivet, Plastic .325D x .787, 2-63  
Rivet, Plastic .325x.787, 2-7  
Rivet, Pop- .125Dx.38x.25Dhd Al, 3-19,  
3-21  
Rod Weldt, Drive Linkage, 2-53  
Rod Wldt, Seat, 2-11

Rod Wldt, 2-61  
Rod, Adjusting, 2-53, 2-55  
Rod, Latch, Engine Cover, 2-17  
Rod, Speed Limiter, Adjusting, Rh, 2-53  
Rod, Spring, 2-23  
Rod, Throttle Control, Diesel, 2-29  
Rod-End M10X1.5 W/Stud, 2-55  
Rod-End M10X1.5 W/Stud, 2-53  
Rod, 2-59  
Roller Bearing, 4-3  
Roller, 5-15  
Rotating Kit, 4-3

## S

Scr Hex .31-18X3.25, 4-3  
Scr Hex M10X1.5 100, 3-41  
Scr Hex Ss .38-16 x0.75, 2-23  
Scr Hex Ss .38-16 x1.25, 2-23  
Scr Hexss M12x1.75, 2-75  
Scr Hexss M6x1.0, 2-75  
Scr Hexss M8x1.25, 2-73  
Scr Hexssm 6X1.0 25, 2-2  
Scr Hexssm 8X1.25 25, 2-3  
Scr Hxfmgm 4x0.7 Pltd, 2-73  
Scr Soc .50-13X1.50, 2-45  
Scr Soc M 8X1.25 25, 2-67  
Scr Soc M16-2.0x50, 2-45  
Scr-Hex .25-20x0.75 Nylonloc, 2-77  
Scr-Hex .31-24x0.62 Pltd, 2-55  
Scr-Hex .38-16x2.00 Full Thd, 2-15  
Scr-Hex .38-16x2.50 Full Thd, 2-13  
Scr-Hex .75-10x3.50 Pltd, 2-45  
Scr-Hex M12x1.75 40 10.9Pltd, 2-15  
Scr-Hexss M6 x 1.0, 2-51  
Scr-Hxfmgm 6X1.0 20 Pltd, 2-3  
Scr-Hxfmgm 6x1.0 16 Pltd, 2-31  
Scr-Hxfmgm 6x1.0, 3-25  
Scr-Shld .250Dx1.25L 10-24, 3-21  
Scr-Shld .312Dx1.00L .25-20, 2-53  
Scr-Shld .375Dx0.38L .31-18, 3-21  
Scr-Shld .500Dx1.25L .38-16, 2-55  
Scr-Soc M 6X1.0 20 Nylonloc, 2-34  
Screw, Adjusting, 5-10  
Screw, Cap, 4-3, 4-5, 4-7, 4-9, 4-11, 4-14,  
4-15, 4-16  
Screw, Follow, 5-19  
Screw, Hex Forming, M6, 3-67  
Screw, Hex, .25-20 X 0.50, Fmg, 3-35  
Screw, Hex, .25-20 X 1.00, Fmg, 3-37  
Screw, Hex, .31-12 X 1.50, Fmg, [Ab],  
2-69  
Screw, Hex, .31-18 X 1.00, 5, 3-31, 3-33,  
3-35  
Screw, Hex, .31-18 X 1.50, 5, 3-36  
Screw, Hex, .38-16 X 1.25, 5, 3-36  
Screw, Hex, .38-16x1.25, NI, 2-69  
Screw, Hex, Fmg, M06-1.0 X 20, 2-59  
Screw, Hex, M04x0.7x20, Fmg, 3-43  
Screw, Hex, M05-0.8 X 16, Ss, 2-61  
Screw, Hex, M06 X 1.0 X 20, 8.8, 3-36  
Screw, Hex, M06-1.0 X 12, Ss, 2-61  
Screw, Hex, M06-1.0 X 16, Ss, 2-57



- Screw, Hex, M06-1.0 X 20, Ss, 2-63
- Screw, Hex, M06-1.0 X 25, Ss, 2-57, 2-59
- Screw, Hex, M06-1.0 X 40, Ss, 2-57
- Screw, Hex, M08 X 1.25 X 30, 8.8, 2-37
- Screw, Hex, M08 X 1.25 X 35, 8.8, 2-37
- Screw, Hex, M08-1.25 X 20, Ss, 2-57
- Screw, Hex, M08-1.25 X 25, Ss, 2-57
- Screw, Hex, M08-1.25 X 30, Ss, 2-7
- Screw, Hex, M08-1.25 X 40, Ss, 2-61
- Screw, Hex, M10, 3-67
- Screw, Hex, M12-1.75 X 40, 10.9, 2-57
- Screw, Hex, M8, 2-35, 2-37, 3-67
- Screw, Pan, M04-0.7 X 10, Ss, 2-65
- Screw, Pan, M04x0.7x16, 4.8, 3-43
- Screw, Set, 5-10, 5-11, 5-20
- Screw, Soc, M06 X 1.0 X 16, 12.9, 2-29
- Screw, With Washer, 5-8, 5-16
- Screw-Hx M10x1.5 Pltd, 2-47
- Screw, 4-14, 4-15, 4-16, 5-5, 5-16, 5-19
- Screws, 4-3
- Seal Kit, 4-14, 4-15, 4-16
- Seal Foam Rbr .38 .62W 4.4L, 3-27
- Seal Foam Rbr .38 .62W 18.6L, 3-27
- Seal Kit, Motor, 4-17
- Seal Kit, One Cartridge, 4-17
- Seal Kit, Pump Ce, 4-3
- Seal Kit, Rear, 4-9, 4-11
- Seal Kit, Shaft, 4-9, 4-11
- Seal Kit, Vlv, 4-19
- Seal Kit, 4-7, 4-20, 4-21, 4-22
- Seal Replmt Kit, 4-12, 4-13
- Seal, 142.0 Lg Door, 3-19
- Seal, 19.75 Lg, 3-19
- Seal, Acoustic, Engine Cover, 2-77
- Seal, Bulb, [Sd-0106], 140.00l, 2-65
- Seal, Bulb, 2-63
- Seal, Cab Door, 3-21
- Seal, Cab, Front, 3-19
- Seal, Cab, Side, 3-19
- Seal, Door, Brush, Lh, 2-9
- Seal, Door, Brush, Rh, 2-8
- Seal, Door, Dump, Hppr, Rear, 2-2
- Seal, Door, Dump, Side, 2-2
- Seal, Door, Dump, 2-2
- Seal, Fan, Vac, Inlet, 2-77
- Seal, Fan, Vac, Motor, 2-77
- Seal, Fan, Vac, Outlet, 2-77
- Seal, Fan, Vac, Transition, 2-77
- Seal, Foam Rbr .31X.38X, 3-29
- Seal, Foam Rbr, 2-8, 2-9
- Seal, Foam Rubber, 2-57
- Seal, Heat, 5-16
- Seal, Heater Air, 3-29
- Seal, O-Ring .064X.30, 2-39
- Seal, Oil, 5-5, 5-7, 5-22
- Seal, Pressurizer, 3-27
- Seal, Rbr, .31 x .75 x 7.0, 2-8, 2-9
- Seal, Rear Drive Grease Cavity, 2-45
- Seal, Round 1.5Dx2.0L, 3-25
- Seal, Rubber, 2-19, 2-26
- Seal, Seat Side 1x1.5x6.75, 3-25
- Seal, Valve Stem, 5-10
- Seal, 2-2, 2-57, 2-59, 2-65
- Seat Belt Kit 355L, 3-44
- Seat, Grammer Gs-12, 2-11
- Seat, Spring Lower, 5-19
- Seat, Spring Upper, 5-19
- Seat, Valve, 5-5
- Send Unit, Temperature, 2-29
- Sending Unit, 2-39
- Service Manual V1505E Ku, 3-68
- Shaft Wldt, Brake w/pad, 2-51
- Shaft Wldt, Brush, 2-75
- Shaft, Assy, 4-9, 4-11
- Shaft, Baffle, 3-41
- Shaft, Fork Lever, 5-23
- Shaft, Governor Weight, 5-20
- Shaft, Idle Gear 1, 5-11
- Shaft, Idler, 2-75
- Shaft, Output, 4-12, 4-13
- Shaft, Pivot, 3-61
- Shaft, Stop Lever, 5-22
- Shim .010 Thk, 4-19
- Shim .015 Thk, 4-19
- Shim .035 Thk, 4-19
- Shim, Injection Pump, 0.20 mm, 5-17
- Shim, Injection Pump, 0.25 mm, 5-17
- Shim, Injection Pump, 0.30 mm, 5-17
- Shim, 5-19
- Shock Absorber, 2-53
- Signal Assy Rework, E1740 Turn, 3-3
- Skirt Assy, Brush Door, Lh, 2-9
- Skirt Assy, Brush Door, Rh, 2-8
- Skirt, Deflector, 2-2, 2-8, 2-9
- Skirt, Firewall, Rh, 3-25
- Skirt, Hopper, Top, 2-7
- Skirt, Lip, 2-2, 2-3, 2-57
- Skirt, Recirculation, Turf (Option), 2-7
- Skirt, Seal, M Br, 2-7
- Skirt, Side, Sbdc, Lh, 2-3
- Skirt, Bumperstop, 2-63
- Skirt, 2-2, 2-59, 3-67
- Sleeve, .254B .31D .52 Plstc, 2-75
- Sleeve, .259B .38D .62 Dom, 2-87
- Sleeve, .260B .50D .75 Pnt.Gr, 3-59
- Sleeve, .260B .50D .75, 2-87
- Sleeve, .344B .50D .81 Cr.Anc, 2-51
- Sleeve, .438B 1.00D .49 Sml, 2-34
- Sleeve, .562B .88D .97 Stl, 3-59
- Sleeve, Bearing, 2-55
- Sleeve, Control, 5-19
- Sleeve, Crankshaft, 5-13
- Sleeve, Door Stop, 3-21
- Sleeve, Governor, 5-20
- Sleeve, Nyl, #37 30.0l, 3-33, 3-35
- Sleeve-Nyln #24 35.0L, 2-75
- Sleeve-Nyln #20 20.0L, 2-61
- Sleeve-Nyln #20 65.0L, 2-69
- Sleeve-Nyln #24 30.0L, 2-15
- Sleeve-Nyln #24 45.0L, 3-59
- Sleeve-Nyln #38 30.0L, 2-23
- Solenoid Assy, Filter Shaker, 12V, 2-65
- Solenoid Starter, 12V, 2-31
- Spacer Plate Cl, 4-12, 4-13
- Spacer Plate, 4-14, 4-15, 4-16
- Spacer, Duct, 3-30
- Spacer, Fan, 2-34, 3-36
- Spacer, Pulley, 2-49, 2-51, 2-71, 2-73
- Spacer, Steel, 4-23
- Spacer, Idler Mount, 2-34
- Spacer, 2-41, 4-19, 4-20
- Spindle, Adjustment, 2-19
- Spring Assy, Recirculation, 2-7
- Spring Kit, 4-20
- Spring Wldt, Support, 3-61
- Spring, Brush, 5-15
- Spring, Delivery Valve, 5-19
- Spring, Governor, 5-23
- Spring, Plunger, 5-19
- Spring, Return, 5-22
- Spring, Rocker Arm, 5-10
- Spring, Start, 5-23
- Spring, Tension, 2-59, 2-63, 3-61
- Spring, Torsion, 2-23, 2-51
- Spring, Valve, 5-10
- Spring, Tens, .50Dx.05Wire 2.5L, 2-87
- Spring-Gas 120Lb 6.3 Stroke, 3-59
- Spring-Gas 120Lb 7.1 Stroke, 2-63
- Spring-Gas Assy, Eng Cover, 2-17
- Spring, 2-65, 4-3, 4-9, 4-11, 4-19, 5-5, 5-15
- Spring, Tens, 0.50 Odx.05 Wire 2.5L, 2-13, 2-15
- Spring, Comp, 0.74ldx.11Wire 5.5L, 2-23
- Spring, Tens, 0.50Odx.05Wire 1.0L, 2-17
- Spring, Tens, 0.75Odx.12Wire 3.4L, 2-55
- Spring, Tens, 1.12Odx.14Wire 6.3L, 2-69
- Src-Hex M12x1.75 40 10.9Pltd, 2-13
- Starter, Die (See Engine Breakdown), 2-31
- Steer Control, Hyd (See Breakdowns), 2-23
- Stopper, Camshaft, 5-11
- Stopper, 5-20
- Strainer-Hyd Suction 25-100-03, 2-85
- Strap Weldmt, Gas Tank, 2-39
- Strap, Backing, Hopper, 2-7
- Strap, Deflector, 2-8, 2-9
- Strap, Door, Dump, Side, 2-2
- Strap, Door, Dump, 2-2
- Strap, Main Lip, 2-3, 2-57
- Strap, Muffler Hanger, 2-35, 2-37
- Strap, Rubber Tie-Down, 2-43
- Strap, 2-8, 2-9, 2-57, 2-59
- Strip, Mtg, Gusset, 2-63
- Strip, Mtg, Hinge, 2-63
- Strip, Rbr, 0.06 04.00W 05.0L, 3-33, 3-35
- Strip, Retainer, Bearing, 2-75
- Strip, Retainer, Seal, 2-7
- Strip, Retainer, Skirt, 2-8, 2-9
- Strip, Retainer, 2-8, 2-9
- Strip, Steel, 3-25
- Strip, Velcro 11 Inches Long, 3-25
- Strip, Velcro 12 Inches Long, 3-25
- Strip, Velcro 15 Inches Long, 3-25
- Strip, Velcro 3.25 Inches Long, 3-25
- Strip, Velcro 45 Inches Long, 3-25
- Strip, Velcro 9.75 Inches Long, 3-25
- Strip, Velcro, 3-25
- Strip, Velcro 16.5 Inches Long, 3-25
- Stud, .25-28 4.6L .25-28, 2-29

## CROSS REFERENCE

Stud, Ball, Gas Spring, 2-63, 3-59  
Stud, Ball, 2-17  
Stud, Wheel .50-20 x 1.50, 2-45  
Stud, Wheel, .50-20 X 1.50, 2-2  
Stud, 5-5, 5-9, 5-10, 5-17, 5-22, 5-24  
Switch Assy, Pressure, Hyd, 2-87  
Switch Assy, Roller, 2-61, 2-89, 2-91, 3-3,  
3-11, 3-13  
Switch Ignition, 2-25  
Switch, Binary, 4-23  
Switch, Pressure, Oil, 2-29  
Switch, Pressure, 2-89  
Switch, Pushmom, Spst100A 12V, 2-26  
Switch, Rocker DPDT (mom), 3-65  
Switch, Rocker Dpdt, 3-23, 3-27  
Switch, Rocker Spst, 3-23, 3-29  
Switch, Rocker, 3-37  
Switch, 2-2

### T

Taillight Assy, 2-7  
Tank, Fuel, 9.4 Gal, 2-39  
Tappet, 5-11  
Thermostat, 2-65, 4-24  
Throttle Assy, Block, Die, 2-29  
Thrust Bearing, 4-12, 4-13  
Tie, Cable 1.75D Max 7.50Lg, 2-43, 2-89,  
2-91, 3-3, 3-4, 3-5, 3-6, 3-7, 3-8, 3-9,  
3-11, 3-13, 3-59  
Tie, Cable 3.00D Max 11.41Lg, 2-23  
Tie, Cable, 20.0l, 6.00d Max, 3-35  
Tie, Cable, Nyl, 07.3L .19W 1.8 Max D,  
2-65  
Tie, Cable, Nyl, 11.4l .19w 3.0 Max D,  
2-25, 3-35, 3-37  
Tie, Cable, Nyl, 15.3l . W 4.5 Max D,  
3-33, 3-35  
Tip, Rubber, 2-13, 2-15  
Tire & Rim Assy, 5.70/5.00R-8, 2-47  
Tire & Wheel Assy, Solid Non Marking Turf  
18X7, 3-52  
Tire & Wheel Assy, Solid Nonmark, 3-54  
Tire & Wheel Assy, Solid Turf 18X7, 3-53  
Tire and Whl. Assy, Soft Ride Solid, 3-48,  
3-49  
Tire Assy, Pneu, 570/500-08 4.5BC/5Bolt,  
3-51  
Tire, Hi-Wear 5.70/5.00R-8, 3-50  
Tire, Solid 18X5 Nonmark, 3-54  
Tire, Solid 18X7 Turf, Non Marking, 3-52  
Tire, Solid 18X7 Turf, 3-53  
Tire, Solid, Black, 3-49  
Tire, Solid, Tan, Non Marking, 3-48  
Tire, Tube and Flap Assembly, 2-47  
Tire, 18X5X12.12 Solid, 2-49  
Tire&Rim Assy, Hi-Wear 5.00R-8, 3-50  
Tray, Filter Carrier, 2-65  
Tray, Gas, 2-39  
Tube - Carb. Air Intake, 2-33  
Tube Assy, .250 D 04JF/04JF, 2-39  
Tube Wldt, Exhaust, 1.6d W/ Flex, 2-37  
Tube Wldt, Leg, Ohg,Rh,Painted, 2-21

Tube Wldt, Leg,Ohg,Lh,Painted, 2-21  
Tube Wldt, Spt, Blower Wand, 3-41  
Tube Wldt, Tee, 1.0d 3.0l 0.6d, 3-33, 3-35  
Tube, 1.25D 0.75B 0.8L Stl, 2-45  
Tube, Inlet, A Clnr, 2-33  
Tube, Inner -5.00R-8, Js2 Valve, 2-47  
Tube, Inner 5.00R-8, Js2 Valve, 3-50  
Tube, Plastic, 3.0 Od X 4.0Lg, 3-41  
Tube, Plastic, 3.0 Od X 16.0Lg, 3-41  
Tube, Plastic, 3.0 Od X 48.0Lg, 3-41  
Tube, Spacer, 3-61  
Tube, 2-57

### U

U - Bolt, 2-23

### V

Valve Assembly, Solenoid, 4-17  
Valve, Delivery, 5-19  
Valve, Drain, 4-24, 4-25, 4-26  
Valve, Dump, 4-3  
Valve, Exhaust, 5-10  
Valve, Hyd Cntrl Man, 4-19  
Valve, Hydraulic Steering, 4-20  
Valve, Inlet, 5-10  
Valve, Inline, Temp, 3-33, 3-35  
Valve, Water 1/2 NPTF, 3-29  
Valve-Hyd,Manual (See Breakdowns),  
2-87  
Valve-Relief 4000 PSI, 4-3  
Valve, 4-9, 4-11

### W

Wand Kit, Vac, 3-43  
Wand Weldment, 3-43  
Washer Ce, 4-3  
Washer 1, 5-10  
Washer 2, 5-10  
Washer Flt .25 Ss, 2-2, 2-3  
Washer Flt .31 Ss, 2-3  
Washer Flt .25 Fender Plttd, 2-77  
Washer Flt .25 Ss, 2-75, 3-25  
Washer, .405B .81D .06Nylon, 2-71, 2-73  
Washer, .531B 1.75D .12Cr.Znc, 2-75  
Washer, .562b 3.03 D .25hr, 2-57  
Washer, 1.281B 1.75Od .25Hrznc, 2-67  
Washer, 1.281B 1.75Od .31Hrznc, 2-67  
Washer, 2.156B 3.5D .16 Felt, 2-45  
Washer, Belleville, .50, 2-57  
Washer, Flat, .25 Ss, 2-7, 2-57, 2-59, 2-63  
Washer, Flat, .31 Fender, 2-37  
Washer, Flat, .31 Ss, 2-7, 2-57  
Washer, Flat, #10 Ss, 2-61  
Washer, Flat, 2-31, 3-67  
Washer, Flt, .31 Sae, 2-37  
Washer, Flt, .31 Std, 3-31, 3-33, 3-35  
Washer, Flt, .38 Sae, 3-36  
Washer, Flt, .38 Std, 2-69  
Washer, Flt, #10, 3-35, 3-36, 3-43

Washer, Lock, Int-Ext, .25, 3-37  
Washer, Plain, 5-10, 5-22, 5-23  
Washer, Spring, 5-5, 5-17, 5-22, 5-24  
Washer, Thrust, 2-45, 5-20  
Washer, 1.281B 1.75D .08Cr Znc, 2-67  
Washer-Belleville .50 Plttd, 2-13, 2-15  
Washer-Flt .31 Fender Plttd, 2-87  
Washer-Flt .31 Fender Plttd, 2-35  
Washer-flt 1.00 Plttd, 2-49  
Washer-Wavy Spring,#Ww-381-&-8,  
2-55  
Washer, 4-5, 4-7, 4-19  
Well-Nut .25-20 #1/4-5, 3-23  
Well-Nut .31-18, 3-27  
Wheel Assy, 2-49  
Wheel, Steering, 14 Dia X 36T, 2-23  
Window, Cab, Door, 3-21  
Window, Cab, Front, 3-19  
Window, Cab, Rear, 3-19  
Window, Cab, Side, 3-19  
Wire Assy, 42.0 Lg, 2 Ga, Neg, 2-43  
Wire Assy, 66.0 Lg, 2 Ga, Pos, 2-43  
Wire Assy, Horn Ground, 16 Ga x 6, 2-7  
Wire Assy-Elect.,Ground, 2-31  
Wire-Ground, Alternator, 2-34

### Y

Yoke, Pivot, Machining, 2-61  
Yoke,End-Adjustable, 2-71, 2-73







**TENNANT COMPANY**  
 Technical Publications #15  
 701 North Lilac Drive  
 P.O. Box 1452  
 Minneapolis, MN 55440-9947

POSTAGE WILL BE PAID BY ADDRESSEE

**BUSINESS REPLY MAIL**  
 FIRST CLASS MAIL PERMIT NO. 94 MINNEAPOLIS, MN



NO POSTAGE  
 NECESSARY  
 IF MAILED  
 IN THE  
 UNITED STATES



Fold along dotted lines

Tape here








**TENNANT COMPANY**  
 Technical Publications #15  
 701 North Lilac Drive  
 P.O. Box 1452  
 Minneapolis, MN 55440-9947

POSTAGE WILL BE PAID BY ADDRESSEE

**BUSINESS REPLY MAIL**  
 FIRST CLASS MAIL PERMIT NO. 94 MINNEAPOLIS, MN



NO POSTAGE  
 NECESSARY  
 IF MAILED  
 IN THE  
 UNITED STATES



Fold along dotted lines

Tape here

