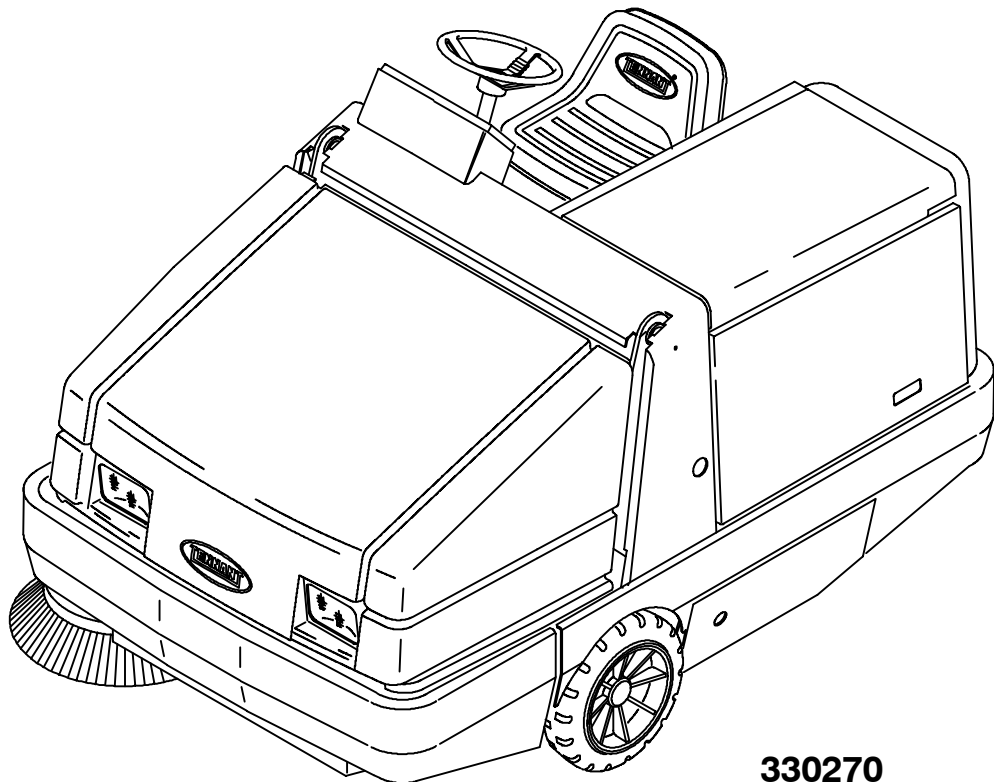




6500

Parts Manual



330270

Rev. 06





This manual is furnished with each new TENNANT Model 6500.

This manual consists of the How To Use This Manual; Standard Parts; Options; Breakdowns; Engine Breakdown; and Cross Reference sections.

MACHINE DATA

Please fill out at time of installation for future reference.

Machine Model Number - 6500

Machine Serial Number - _____

Machine Options - _____

TENNANT Representative/phone no. - _____

Customer ID Number - _____

Date of Installation - _____

Manual Number - 330270

Revision: 06

Published: 9-02

HOW TO USE THIS MANUAL

This section on *HOW TO USE THIS MANUAL* will tell you how to:

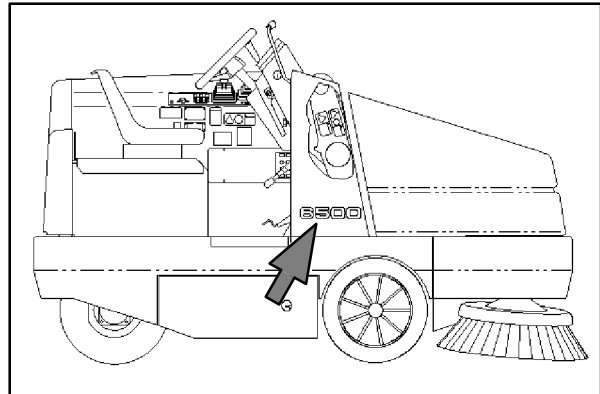
- Find important machine information for ordering correct repair parts.
- Find TENNANT part numbers.
- Order TENNANT parts and supplies.

IMPORTANT INFORMATION

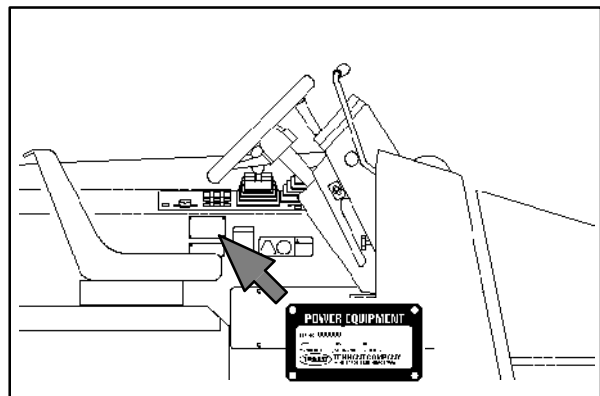
When placing an order for parts, the machine model and machine serial number are important. Refer to the *MACHINE DATA* box which is filled out during the installation of your machine. The *MACHINE DATA* box is located on the inside of the front cover of this manual.

MACHINE DATA	
<i>Please fill out at time of installation for future reference.</i>	
Machine Model Number -	355
Machine Serial Number -	_____
Machine Options -	_____
TENNANT Representative/phone no. -	_____
Customer ID Number -	_____
Date of Installation -	_____
Manual Number -	MM300
Revision:	00
Published:	08-92

The model number of your machine is on the side of the machine.



The serial number of your machine is printed on the machine data plate located as shown.



HOW TO USE THIS MANUAL

FINDING A TENNANT PART NUMBER

This manual contains the following sections:

- HOW TO USE THIS MANUAL
- STANDARD PARTS
- OPTIONS
- BREAKDOWNS
- CROSS REFERENCE

The STANDARD PARTS section lists repair parts for standard machines. They are grouped in this general order:

- General wear parts.
- Machine frame and related parts.
- Machine propelling system.
- Scrubbing components.
- Electrical parts.

The OPTION section lists repair parts of options.

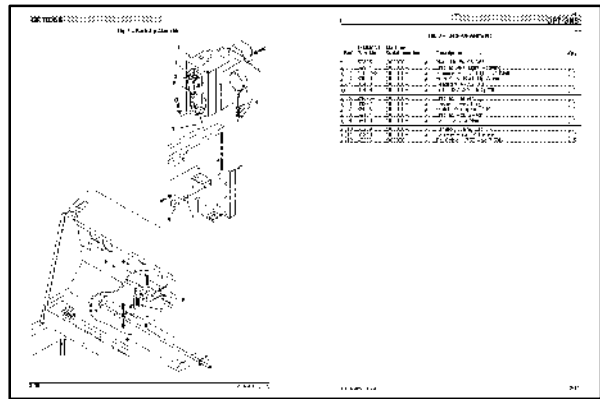
The BREAKDOWN section lists available repair parts of major components.

All sections in this manual consist of parts illustrations and corresponding parts lists.

The parts illustrations are numbered with **Ref** numbers which refer to corresponding parts lists.

The parts lists include a number of columns of information:


- **Ref** - column refers to the reference number on the parts illustration.
- ∇ - indicates the part is an assembly.
- ▲ - indicates the part is included in the assembly listed just before it.
- **TENNANT Part No.** - column lists the TENNANT part number for the part.
- **Serial Number** - column indicates the set of machines the part number is applicable to. Serial numbers change when the machine design has been modified. The most current design of the machine is shown in the main illustration, older designs are boxed in a corner of the illustration.
- **Description** - column is a brief description of the part.
- **Qty.** - column lists the quantity of that part used in that area of the machine.



Ref.	TENNANT Part No.	Machine Serial number	Description	Qty.
∇	59396	(000000-	Alarm Kit, Bu Aw 355L	1
▲ 1	59444	(000000-	Bracket W/3lt. Light, Rotating	1
▲ 2	10532-9	(000000-	Grommet, For 0.56ld. For .13Mail	1
▲ 3	61920	(000000-	Horn Ass'y, Back-Up Alarm	1
▲ 4	36438	(000000-	Headlight Ass'y, 210g	1
▲ 4	36439	(000000-	Rubb, 12V, 5A - 40cp#1004	1
▲ 5	245/6-1	(000000-	bracket, flasher	1
▲ 6	31522	(000000-	Flasher, Heavy Duty	1
▲ 7	35406	(000000-	Switch, Waterproof, 1LA	1
▲ 8	59154	(000000-	Bracket, Mtg, Switch	1
▲ 9	59163	(000000-	Cam, Backup Alarm	1
▲ 10	60289	(000000-	Harness, Alarm, Backup	1
▲ 11	55248	(000000-	Cartridge Mount, Adhesive	2
▲ 12	49266	(000000-	Tle, Cable 1.75D Max 7.50Lg	5

NOTE: If a service kit is installed on your machine, be sure to keep the INSTRUCTION BULLETIN which came with the kit. It contains repair parts numbers needed for ordering future parts.

NOTE: Fasteners used in this machine may be metric or non-metric. Take care when replacing hardware to replace with same thread size.



PLACING AN ORDER

Orders may be placed by phone, fax, or by mail. Phone orders may need written confirmation. Follow the steps below to insure prompt delivery:

1. Identify the model number of your machine.
2. Identify the serial number of your machine.
3. Find the part number of the part you need. Do not order by page number or reference number. If you are not able to find the part number, call your TENNANT representative for help or send the old part as a sample.
4. Determine the quantity of the part you need.
5. Provide the following company information:
 - Company name
 - Customer ID Number
 - Shipping address
 - Billing address
 - First and last name of person ordering parts
 - Telephone number
 - Purchase order number
6. Provide definitive shipping instructions.

HOW TO USE THIS MANUAL

Any claim for loss or damage to a shipment in transit should be filed promptly with the transportation company making the delivery. Shipments will be complete unless the packing list or order acknowledgement indicates items back ordered.

If parts received are suspected to be incorrect or defective, please contact the TENNANT representative from whom you ordered the part. They will give authorization for return and/or handle replacement shipments when required.

SECTION 2

Contents	Page
Fig. 1 - General Recommended Maintenance Items	2-2
Fig. 2 - Replacement Brushes	2-5
Fig. 3 - Main Frame Group	2-6
Fig. 4 - Right Brush Door Group	2-8
Fig. 5 - Left Brush Door Group	2-9
Fig. 6 - Seat and Shroud Group	2-10
Fig. 7 - Right Grille Group	2-12
Fig. 8 - Left Grille and Hydraulic Cooler Group	2-14
Fig. 9 - Engine Cover Group	2-16
Fig. 10 - Engine Side Door Group	2-18
Fig. 11 - Steering and Firewall Group	2-20
Fig. 12 - Instrument Panel Assembly	2-22
Fig. 13 - Side Instrument Panel Group	2-24
Fig. 14 - Circuit Breaker and Relay Group	2-26
Fig. 15 - Engine Group	2-28
Fig. 16 - Engine Mount Group	2-30
Fig. 17 - Carburetor Group, Gasoline	2-32
Fig. 18 - Carburetor Group, LPG	2-34
Fig. 19 - Vaporizer Group, LPG (000000-020138)	2-36
Fig. 20 - Vaporizer Group, LPG (020139-)	2-38
Fig. 21 - Air Cleaner Group	2-40
Fig. 22 - Alternator and Engine Fan Group	2-42
Fig. 23 - Muffler Group	2-43
Fig. 24 - Fuel Tank Group, Gasoline	2-44
Fig. 25 - Fuel Tank Group, LPG	2-46
Fig. 26 - Radiator Group	2-48
Fig. 27 - Battery Group, Gasoline	2-50
Fig. 28 - Battery Group, LPG	2-51
Fig. 29 - Rear Drive Wheel Group	2-52
Fig. 30 - Rear Wheel Assembly	2-54
Fig. 31 - Front Wheel and Brakes Group	2-56
Fig. 32 - Brake Lever and Pedal Group	2-58
Fig. 33 - Directional Pedal Group	2-60
Fig. 34 - Hydraulic Pump Linkage Group	2-62
Fig. 35 - Hopper Group (Metal Hopper)	2-64
Fig. 36 - Hopper Group (Plastic Hopper)	2-66
Fig. 37 - Hopper Dump Door Group (Metal Hopper)	2-68
Fig. 38 - Hopper Cylinder and Dust Door Group (Metal Hopper)	2-70
Fig. 39 - Hopper Cylinder and Dump Door Group (Plastic Hopper)	2-72
Fig. 40 - Hopper Hood and Bumper Group (Metal Hopper)	2-74
Fig. 41 - Hopper Hood Group (Plastic Hopper)	2-76
Fig. 42 - Hopper Bumper Group (Plastic Hopper)	2-78
Fig. 43 - Filter Box Group (Metal Hopper)	2-80
Fig. 44 - Filter Box Group (Plastic Hopper)	2-82
Fig. 45 - Hopper Lift Arms Group	2-84

Contents	Page
Fig. 46 - Side Brush Motor and Pivot Group	2-86
Fig. 47 - Side Brush Lift Group	2-88
Fig. 48 - Main Brush Lift Group (000000-019999)	2-90
Fig. 49 - Main Brush Lift Group (020000-)	2-92
Fig. 50 - Main Brush Drive Group (000000-019999)	2-94
Fig. 51 - Main Brush Drive Group (020000-)	2-96
Fig. 52 - Vacuum Fan Group	2-98
Fig. 53 - Vacuum Fan Motor and Fittings Group	2-100
Fig. 54 - Hydraulic Schematic (Metal Hopper)	2-102
Fig. 55 - Hydraulic Schematic (Plastic Hopper)	2-104
Fig. 56 - Hydraulic Hose Group (Metal Hopper)	2-106
Fig. 57 - Hydraulic Hose Group (Plastic Hopper)	2-108
Fig. 58 - Hydraulic Reservoir Group	2-110
Fig. 59 - Hydraulic Valve Group	2-112
Fig. 60 - Hydraulic Pumps Group	2-114
Fig. 61 - Electrical Schematic (000000-019999)	2-116
Fig. 62 - Electrical Schematic (020000-)	2-120
Fig. 63 - Wire Harnesses Group (000000-019999)	2-122
Fig. 64 - Wire Harnesses Group (020000-)	2-130
Fig. 65 - Label Group	2-135

STANDARD PARTS

6500, G, LP, NA, CE

Fig. 1 - General Recommended Maintenance Items

Ref.	Tenant Part No	Machine Serial Number	Description	Qty.
▽	69941	(000000-)	Performance Pkg 400Hr Gas 355L	1
▲	39046	(000000-)	Spark Plug	4
▲	07705	(000000-)	Gasket	1
▲	58120	(000000-)	Element, Air Filter	1
▲	19205	(000000-)	Filter, Eng Oil, Spin-On	4 1
▲	36050	(000000-)	Filter, Fuel	2 1
▲	05809-1	(000000-)	Fluid, Hyd Oil, Shp 15/40 1Gal	0
▲	55740	(000000-)	Filter Element Ph	1
▽	69942	(000000-)	Performance Pkg 400Hr LPG 355L	1
▲	39046	(000000-)	Spark Plug	4
▲	07705	(000000-)	Gasket	1
▲	58120	(000000-)	Element, Air Filter	1
▲	19205	(000000-)	Filter, Eng Oil, Spin-On	8 1
▲	05809-1	(000000-)	Fluid, Hyd Oil, Shp 15/40 1Gal	0
▲	55740	(000000-)	Filter Element Ph	1
▲	79425	(000000-)	Seal, Bulb 140.0 Lg	1
▽	398335	(000000-019999)	Kit, Maintenance, 800Hr	1
▲	57803	(000000-019999)	Circuitbreaker, 15.0a, Resetable	2
▲	79399	(000000-019999)	Switch	1
▲	59687	(000000-019999)	Seal	2
▲	59685	(000000-019999)	Seal	1
▲	379751	(000000-019999)	Skirt	1
▲	379750	(000000-019999)	Skirt	1
▲	54190	(000000-019999)	Skirt, Deflector	1
▲	59680	(000000-019999)	Skirt, Lip	1
▲	59681	(000000-019999)	Skirt, Lip	1
▲	379705	(000000-019999)	Skirt, Lip	1
▲	379706	(000000-019999)	Skirt, Lip	1
▲	54089	(000000-019999)	Skirt	2
▲	58103	(000000-019999)	Seal, Door, Dump, Hppr, Rear	1
▲	59105	(000000-019999)	Seal, Door, Dump, Hppr, Rear	1
▲	55884	(000000-019999)	Retainer, Seal, Hppr, .12 X 1.8 X 40.3l	1
▲	379629	(000000-019999)	Kit, Fltr, Fine Particle	1
▲	32126	(000000-019999)	Stud, Wheel, .50-20 X 1.50	1
▲	24339	(000000-019999)	Nut, Wheel, .50-20 X 60 Angle	1
▲	87866	(000000-019999)	Key, Switch, Set Of Two	1
▲	61490	(000000-019999)	Kit, Replmt, Seal	1
▲	59335	(000000-019999)	Kit, Seal, Hyd	1
▲	04483	(000000-019999)	Kit, Seal, Hyd	1
▲	79812	(000000-019999)	Kit, Seal, Hyd, Valve	1
▽	383228	(020000-)	Kit, Maintenance, 800Hr	1
▲	383722	(020000-)	Circuitbreaker, 15.0a	2
▲	79399	(020000-)	Switch	1
▲	59687	(020000-)	Seal	2
▲	59685	(020000-)	Seal	1
▲	379751	(020000-)	Skirt	1
▲	379750	(020000-)	Skirt	1
▲	54190	(020000-)	Skirt, Deflector	1
▲	59680	(020000-)	Skirt, Lip	1
▲	59681	(020000-)	Skirt, Lip	1

Fig. 1 - General Recommended Maintenance Items

Ref.	Tennant Part No.	Machine Serial Number	Description	Qty.
▲	379705	(020000-) Skirt, Lip	1
▲	379706	(020000-) Skirt, Lip	1
▲	54089	(020000-) Skirt	2
▲	58103	(020000-) Seal, Door, Dump, Hppr, Rear	1
▲	59105	(020000-) Seal, Door, Dump, Hppr, Rear	1
▲	55884	(020000-) Retainer, Seal, Hppr, .12 X 1.8 X 40.3l	1
▲	379629	(020000-) Kit, Fltr, Fine Particle	1
▲	32126	(020000-) Stud, Wheel, .50-20 X 1.50	1
▲	24339	(020000-) Nut, Wheel, .50-20 X 60 Angle	1
▲	87866	(020000-) Key, Switch, Set Of Two	1
▲	61490	(020000-) Kit, Replmt, Seal	1
▲	59335	(020000-) Kit, Seal, Hyd	1
▲	04483	(020000-) Kit, Seal, Hyd	1
▲	79812	(020000-) Kit, Seal, Hyd, Valve	1
▽	72067	(000000-005639) Maint Kit, Skirts 355L	1
▲	59687	(000000-005639) Seal, Door, Dump, Side	2
▲	59688	(000000-005639) Strap, Door, Dump, Side	2
▲	09007	(000000-005639) Scr Hexssm 6X1.0 25	8
▲	01684	(000000-005639) Washer Flt .25 Ss	16
▲	08712	(000000-005639) Nut-Hxlocnyln M 6X1.0 Reg Ss	8
▲	55864	(000000-005639) Cord, Sponge	1
▲	59685	(000000-005639) Seal, Door, Dump	1
▲	59686	(000000-005639) Strap, Door, Dump	1
▲	09007	(000000-005639) Scr Hexssm 6X1.0 25	6
▲	01684	(000000-005639) Washer Flt .25 Ss	12
▲	08712	(000000-005639) Nut-Hxlocnyln M 6X1.0 Reg Ss	6
▽	72068	(000000-005639) Maint Kit, Seals 355L	1
▲	59680	(000000-005639) Skirt, Lip	1
▲	59681	(000000-005639) Skirt, Lip	1
▲	55890	(000000-005639) Strap, Main Lip	1
▲	09010	(000000-005639) Scr Hexssm 8X1.25 25	5
▲	01685	(000000-005639) Washer Flt .31 Ss	5
▲	08713	(000000-005639) Nut-Hxlocnyln M 8X1.25 Reg Ss	5
▲	54089	(000000-005639) Skirt, Side, Sbdc, Lh	1
▲	54013	(000000-005639) Plate, Retainer, Lh	1
▲	54014	(000000-005639) Plate, Retainer, Front, Lh	1
▲	01684	(000000-005639) Washer Flt .25 Ss	6
▲	12459	(000000-005639) Scr-Hxfmgm 6X1.0 20 Pltd	6
▽	379841	(005640-) Kit, Maint Seal, Hopper Door 6500	1
▲	379699	(005640-) Seal, Door, Dump	1
▲	379698	(005640-) Plate, Retainer, Dump Door	1
▲	379791	(005640-) Bolt, Carriage, M06x1.0	6
▲	01684	(005640-) Washer Flt .25 Ss	6
▲	08712	(005640-) Nut-Hxlocnyln M 6X1.0 Reg Ss	6
▲	379702	(005640-) Seal, Door, Dump, Side	2
▲	379703	(005640-) Strap, Door, Dump, Side	2
▲	08716	(005640-) Screw-Hexssm 6x1.0	8
▲	01684	(005640-) Washer Flt .25 Ss	16
▲	08712	(005640-) Nut-Hxlocnyln M 6X1.0 Reg Ss	8
▽	379842	(005640-) Kit, Maint Skirt, Hopper 6500	1
▲	379706	(005640-) Skirt, Lip	1

STANDARD PARTS

Fig. 1 - General Recommended Maintenance Items

Ref.	Tennant Part No.	Machine Serial Number	Description	Qty.
▲	379705	(005640-) Skirt, Lip	1
▲	379704	(005640-) Strap, Main Lip	1
▲	379792	(005640-) Bolt, Carriage, M08x1.25	5
▲	01685	(005640-) Washer, Flt .31Ss	5
▲	08713	(005640-) Nut-Hxlocnyln M 8X1.25 Reg Ss	5
▲	54089	(005640-) Skirt, Side, Sbdc, Lh	1
▲	379831	(005640-) Plate, Retainer	1
▲	379814	(005640-) Plate, Retainer	1
▲	11329	(005640-) Screw-Hexssm 6x1.0	6
▲	01684	(005640-) Washer Flt .25 Ss	6

Fig. 2 - Replacement Brushes

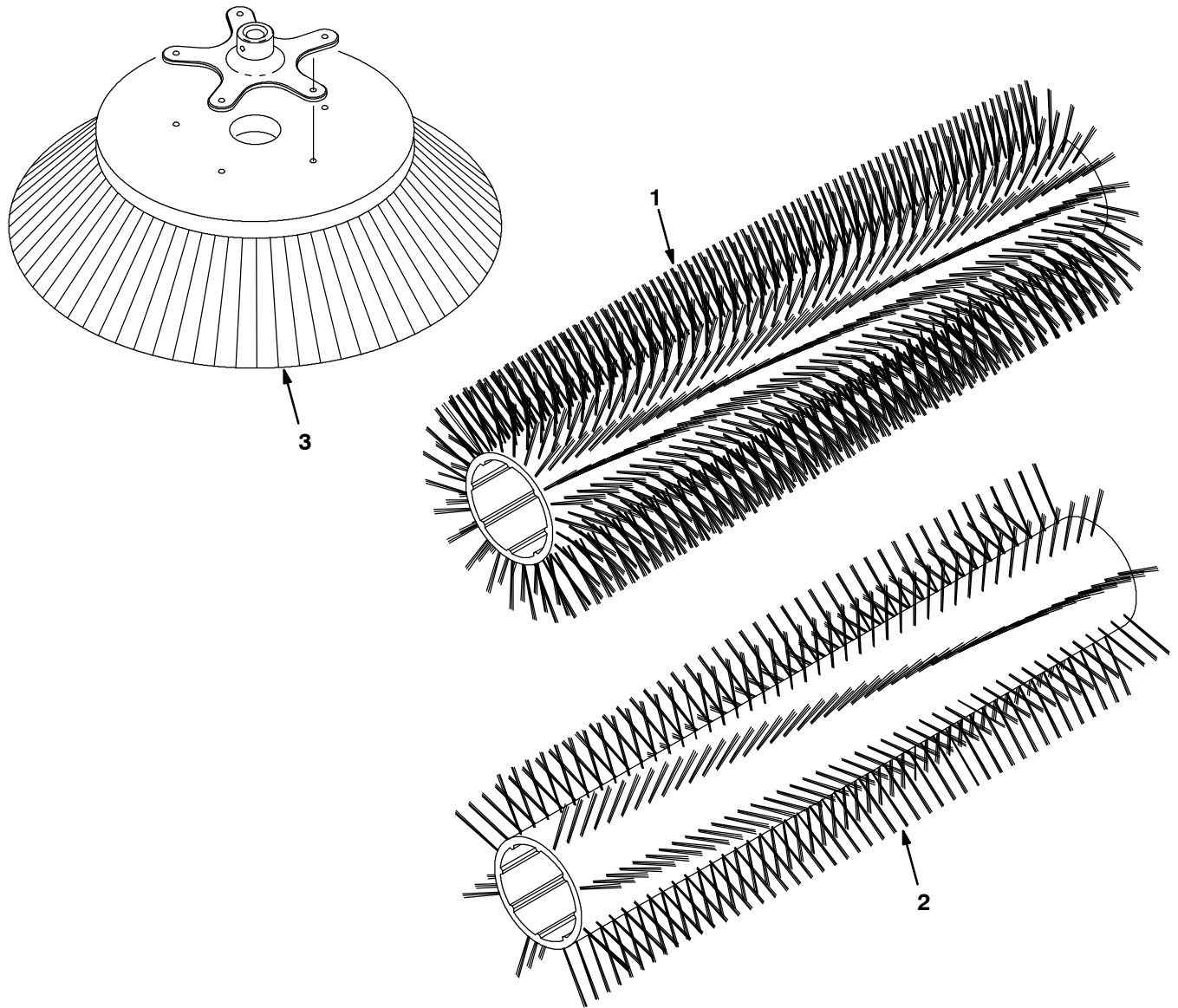


Fig. 2 - Replacement Brushes

351707 - 6500, 6550E

Ref.	Tennant Part No.	Machine Serial Number	Description	Qty.
1	54927	(000000-) Brush-Sweep Spl-45Lg-24 Single Row-Fiber and Wire	1
1	54922	(000000-) Brush-Sweep Spl-45Lg-24 Single Row-Nylon	1
2	54923	(000000-) Brush-Sweep Spl-45Lg-8 Double Row-Nylon	1
2	54925	(000000-) Brush-Sweep Spl-45Lg-8 Double Row-Poly and Wire	1
2	59440	(000000-) Brush-Sweep Spl-45Lg-8 Double Row-Wire	1
2	66019	(000000-) Brush-Sweep Spl-45Lg-8 Double Row-Poly	1
2	66018	(000000-) Brush-Sweep Spl-45Lg-5 Double Row-Nylon	1
2	370008	(000000-) Brush-Sweep Spl-45Lg-Wedg Poly	1
2	370009	(000000-) Brush-Sweep Spl-45Lg-Wndo Poly	1
3	51021N	(000000-) Brush-Side Swp -26 Dia-Nylon	1
3	51542	(000000-) Brush-Side Swp -26 Dia-Flatwire	1
3	70538	(000000-) Brush-Side Swp -26 Dia-Poly	1

Fig. 3 - Main Frame Group

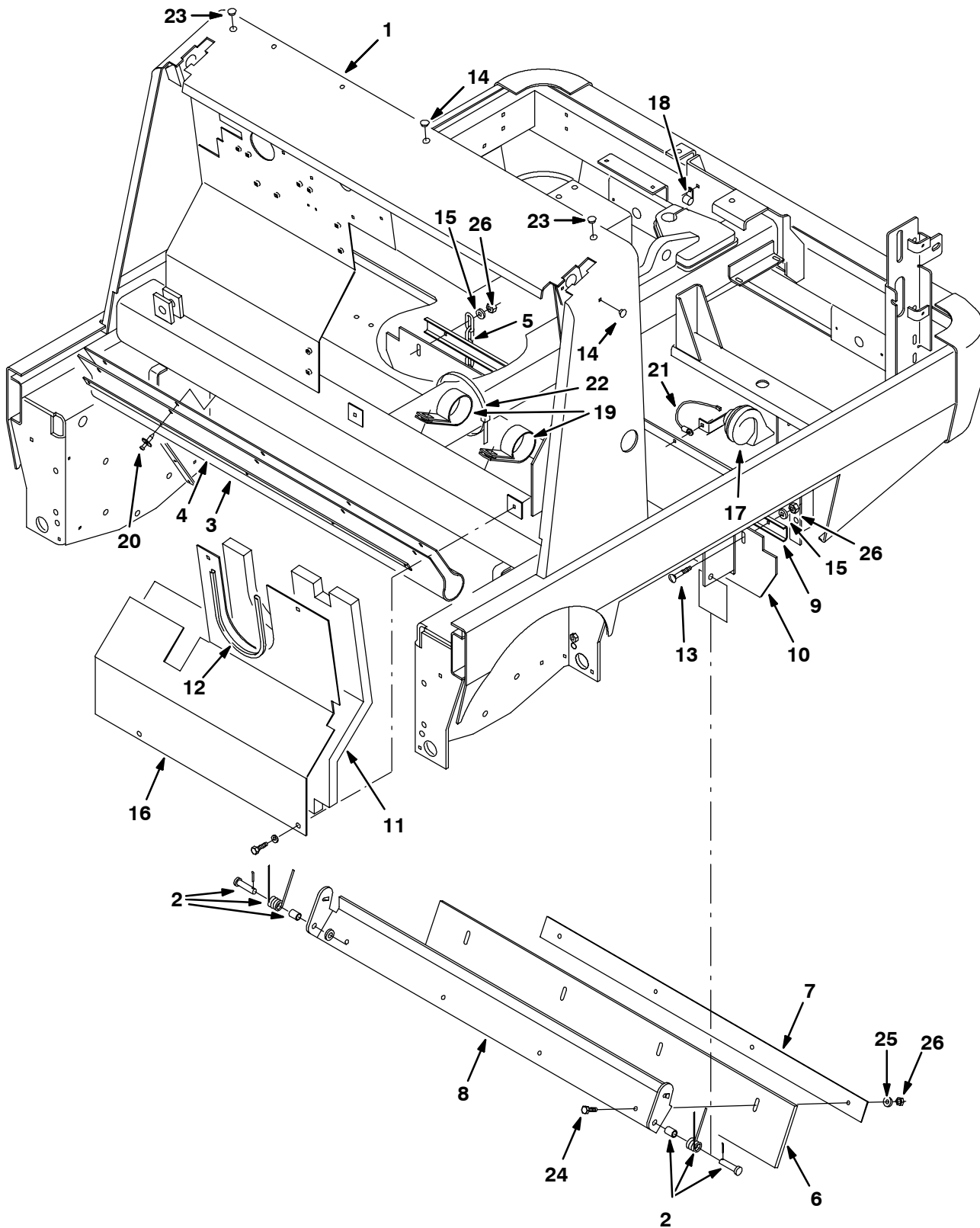
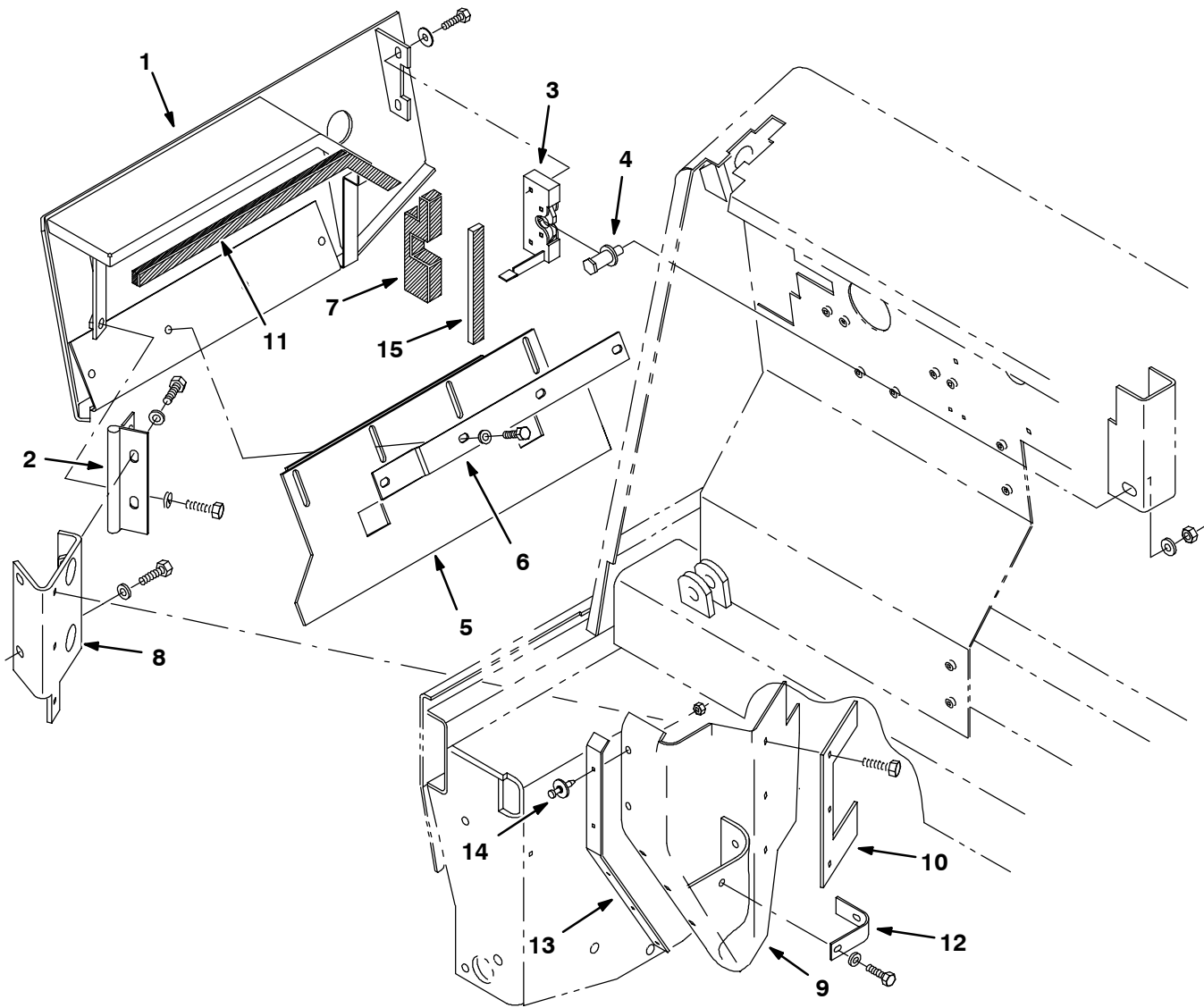


Fig. 3 - Main Frame Group

Ref.	Tennant Part No.	Machine Serial Number	Description	Qty.
1	379574	(000000-019999)	Frame Wldt, Main	1
1	383186	(020000-	Frame Wldt, Main	1
2	69904	(000000-	Spring Assy, Recirculation	1
3	379752	(000000-	Skirt, Hopper, Top	1
4	56890	(000000-	Strap, Backing, Hopper	1
5	09342	(000000-	Chain, Link#2/0, 5Links Plain	1
6	54190	(000000-	Blade, Deflector	1
6	374517	(000000-	Skirt, Recirculation, Turf (Option)	1
7	54184	(000000-	Strip, Retainer, Seal	1
8	54182	(000000-	Bracket, Flap, Recirculation	1
9	54192	(000000-019999)	Channel, Retainer, Seal, Rear	1
9	383161	(020000-	Channel, Retainer, Seal, Rear	1
10	54197	(000000-019999)	Skirt, Seal, M Br	1
10	383160	(020000-	Skirt, Seal, M Br	1
11	53491	(000000-	Insulation, Acoustic, Firewall	1
12	62595-21	(000000-	Molding, Trim 11-14Ga 25.62	1
13	69915	(000000-	Bolt-Carrm 8X1.25 40 4.6 Pltd	4
14	01314	(000000-	Plugbtn .38H .03-.12 Blacknyl	3
15	01685	(000000-	Washer, Flat, .31 Ss	4
16	72152	(000000-	Panel, Engine	1
17	21642	(000000-	Horn, 12V	1
18	67767	(000000-	Clamp - Cable, .69 Dia .62 Wth	3
19	53468	(000000-	Clamp, Hose	3
20	21246	(000000-	Rivet, Plastic .325x.787	5
21	70284	(000000-	Wire Assy, Horn Ground, 16 Ga x 6	1
22	222809	(000000-	Cable, 9" Bundle Dia	3
23	57167	(000000-	Plugbtn .62H .03-.12 Blacknyl	2
24	09011	(000000-	Screw, Hex, M08-1.25 X 30, Ss	4
25	01684	(000000-	Washer, Flat, .25 Ss	4
26	08713	(000000-	Nut, Hex, Lock, M08-1.25,NI,Ss	8

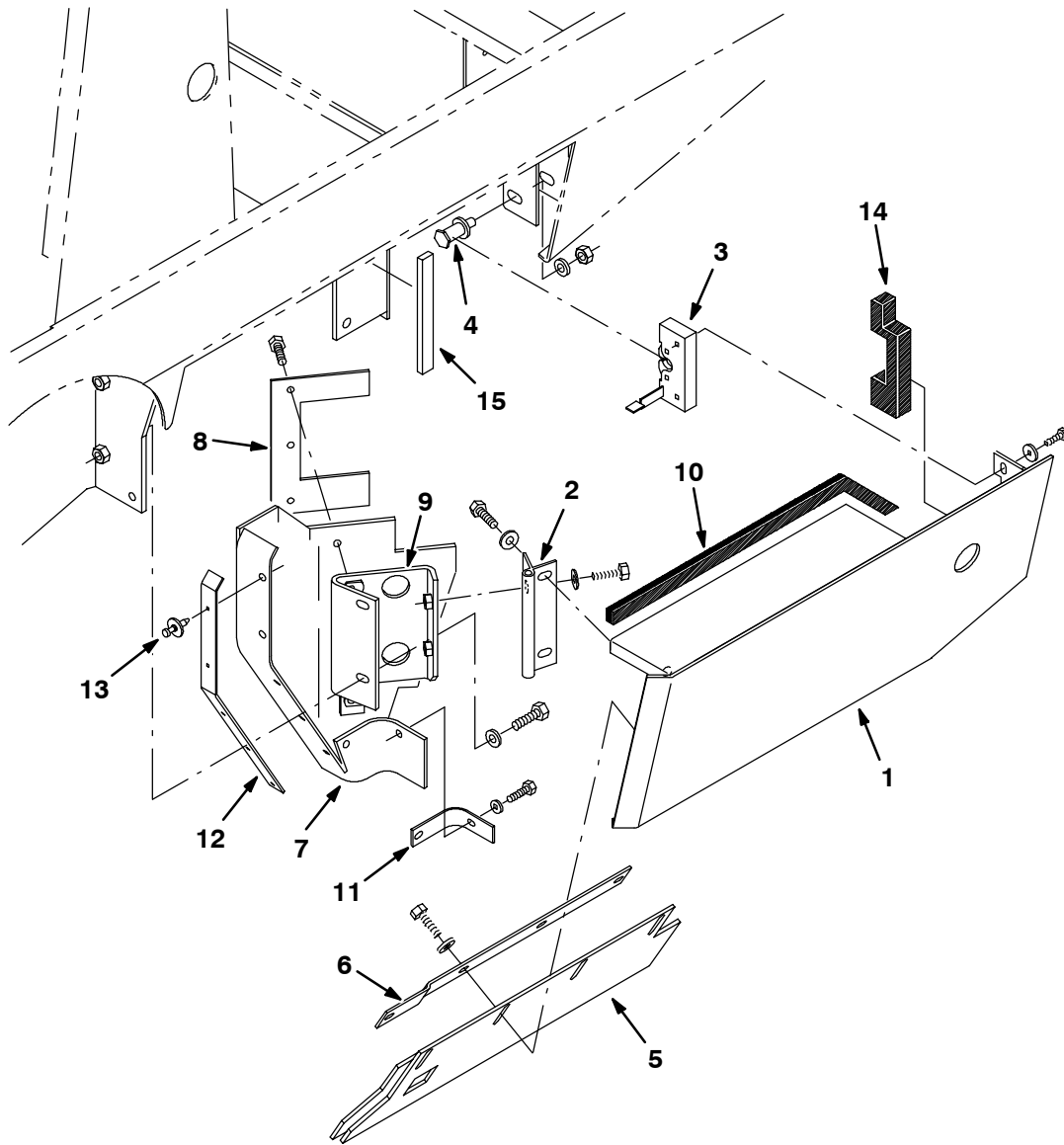
Fig. 4 - Right Brush Door Group



351713 - ALL

Ref.	Tennant Part No.	Machine Serial Number	Description	Qty.
1	59761	(000000-)	Door Wldt, Brush, Rh	1
2	72120	(000000-)	Hinge, Door, Brush	1
3	59195	(000000-)	Latch, Hook, Rh	1
4	59192	(000000-)	Latch, Bolt	1
5	379751	(000000-)	Skirt Assy, Brush Door, Rh	1
6	379756	(000000-)	Strip, Retainer, Skirt	1
7	59537	(000000-)	Seal, Door, Brush, Rh	1
8	72118	(000000-)	Bracket, Mtg, Hinge, Rh	1
9	379755	(000000-)	Skirt, Deflector	1
10	59692	(000000-)	Strap, Deflector	1
11	69931	(000000-)	Seal, Foam Rbr	1
12	58770	(000000-)	Strip, Retainer	1
13	56914	(000000-)	Strap	1
14	72968	(000000-)	Rivet, Plastic .250x.898	5
15	13301	(000000-)	Seal, Rbr, .31 x .75 x 7.0	1

Fig. 5 - Left Brush Door Group



351715 - ALL

Ref.	Tennant Part No.	Machine Serial Number	Description	Qty.
1	59760	(000000-)	Door Wldt, Brush, Lh	1
2	72120	(000000-)	Hinge, Door, Brush	1
3	59194	(000000-)	Latch, Hook, Lh	1
4	59192	(000000-)	Latch, Bolt	1
5	379750	(000000-)	Skirt Assy, Brush Door, Lh	1
6	379756	(000000-)	Strip, Retainer, Skirt	1
7	379755	(000000-)	Skirt, Deflector	1
8	59692	(000000-)	Strap, Deflector	1
9	72119	(000000-)	Bracket, Mtg, Hinge, Lh	1
10	69931	(000000-)	Seal, Foam Rbr	1
11	58770	(000000-)	Strip, Retainer	1
12	56914	(000000-)	Strap	1
13	72968	(000000-)	Rivet, Plastic .250x.898	5
14	59538	(000000-)	Seal, Door, Brush, Lh	1
15	13301	(000000-)	Seal, Rbr, .31 x .75 x 7.0	1

Fig. 6 - Seat and Shroud Group

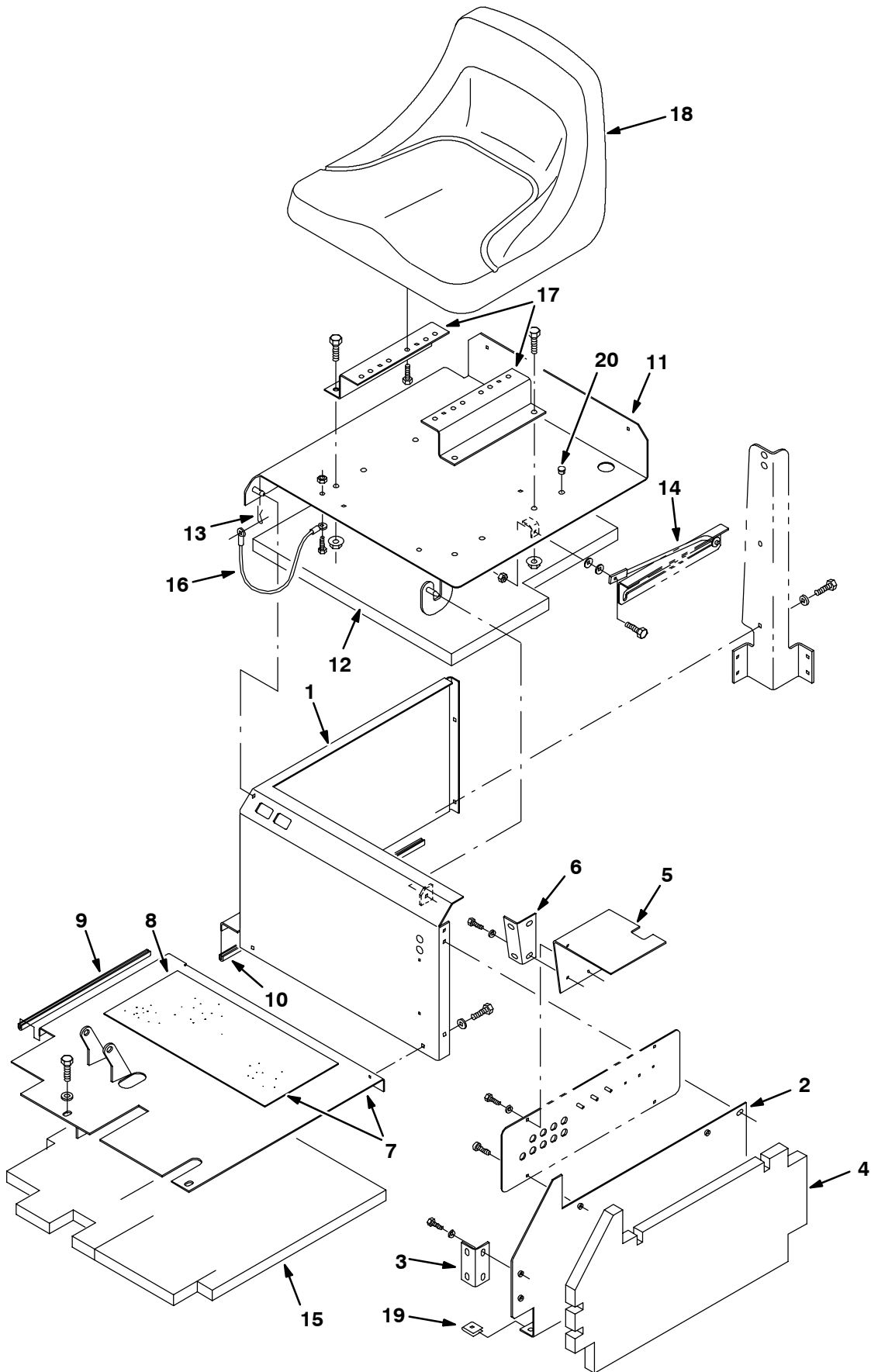


Fig. 6 - Seat and Shroud Group

Ref.	Tennant Part No.	Machine Serial Number	Description	Qty.	
1	58297	(000000-) Panel Wldt, Sppt, Seat	1	
2	54030	(000000-) Panel, Inside	1	
3	59771	(000000-) Bracket	1	
4	53494	(000000-) Insulation, Acoustic, Panel	1	
5	383227	(000000-) Panel, Filler, Upper	1	
6	59766	(000000-) Bracket, Inside	1	
▽	7	72138	(000000-) Plate, Floor w/tread	1
▲	8	16369	(000000-) Pad, Tread	1
9	62595-22	(000000-) Molding, Trim 11-14Ga 14.20	1	
10	62595-23	(000000-) Molding, Trim 11-14Ga 22.80	1	
11	53839	(000000-) Cover Wldt, Sppt, Seat	1	
12	59822	(000000-) Insulation, Acoustic, Seat	1	
13	44906	(000000-) Pin,Hair Cotter #Lhcot-2,Leitk	1	
14	54615	(000000-) Rod Wldt, Seat	1	
15	53492	(000000-) Insulation, Acoustic, Plate	1	
16	57702	(000000-) Cable	1	
17	54055	(000000-) Rail, Seat, Rh	2	
18	375411	(000000-) Seat	1	
19	58595	(000000-) Nut, U M 8X1.25 Pltd	1	
20	33807	(000000-) Plugbtn .44H	2	

Fig. 7 - Right Grille Group

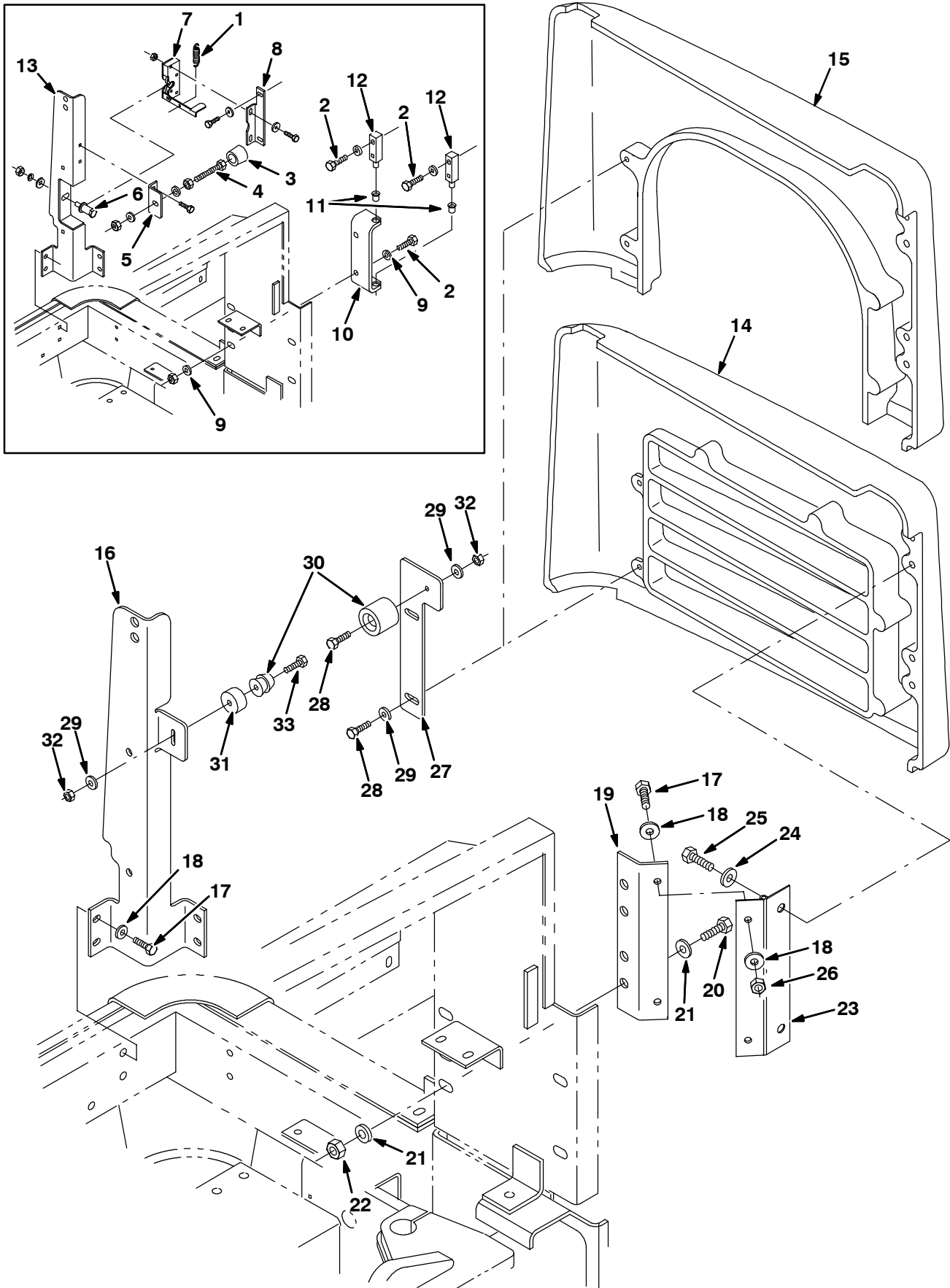


Fig. 7 - Right Grille Group

Ref.	Tennant Part No.	Machine Serial Number	Description	Qty.
1	59870	(000000-019999)	Sprng, Tens, 0.50 Odx.05 Wire 2.5L	1
2	69972	(000000-019999)	Src-Hex M12x1.75 40 10.9Pltd	6
3	01318	(000000-019999)	Tip, Rubber	1
4	45214	(000000-019999)	Scr-Hex .38-16x2.50 Full Thd	1
5	70249	(000000-019999)	Bracket, Stop Bolt, Rear Grill	1
6	59192	(000000-019999)	Latch, Bolt	1
7	72473	(000000-019999)	Latch, Hook, RH	1
8	74456	(000000-019999)	Bracket, Mtg. Latch	1
9	36328	(000000-019999)	Washer-Belleville .50 Pltd	4
10	72179	(000000-019999)	Bracket, Grille	1
11	15648	(000000-019999)	Bearing, Flange	2
12	72176	(000000-019999)	Pin, Pivot, Upper	2
13	70256	(000000-019999)	Channel Wldt, Corner Post	1
14	379564	(000000-)	Grille, Right, (Gasoline)	1
15	379871	(000000-)	Grille, Right, (LPG)	1
16	383183	(020000-)	Channel, Post, Corner	1
17	16931	(020000-)	Screw, Hex, M08 X 1.25 X 20, 8.8	6
18	32491	(020000-)	Washer, Flt, .31 Std	8
19	383129	(020000-)	Bracket, Hinge	1
20	06967	(020000-)	Screw, Hex, M12 X 1.75 X 20, 8.8	2
21	36328	(020000-)	Washer, Belleville, .50	4
22	08711	(020000-)	Nut, Hex, Lock, M12 X 1.75,NI	2
23	383149	(020000-)	Hinge	1
24	32493	(020000-)	Washer, Flt, .50 Std	2
25	41345	(020000-)	Screw, Hex, M12 X 1.75 X 25, 8.8	2
26	08709	(020000-)	Nut, Hex, Lock, M08 X 1.25, NI	2
27	383184	(020000-)	Plate, Mtg, Latch	1
28	06942	(020000-)	Screw, Hex, M06 X 1.0 X 16, 8.8	3
29	32490	(020000-)	Washer, Flt, .25 Std	4
30	383185	(020000-)	Latch Assy, Door Holder, Rbr	1
31	383219	(020000-)	Spacer, .31 B, 1.25 Od, .62 L (LPG Machine Only)	1
32	08708	(020000-)	Nut, Hex, Lock, M06 X 1.0, NI	2
33	06945	(020000-)	Screw, Hex, M06 X 1.0 X 30, 8.8	1

Fig. 8 - Left Grille and Hydraulic Cooler Group

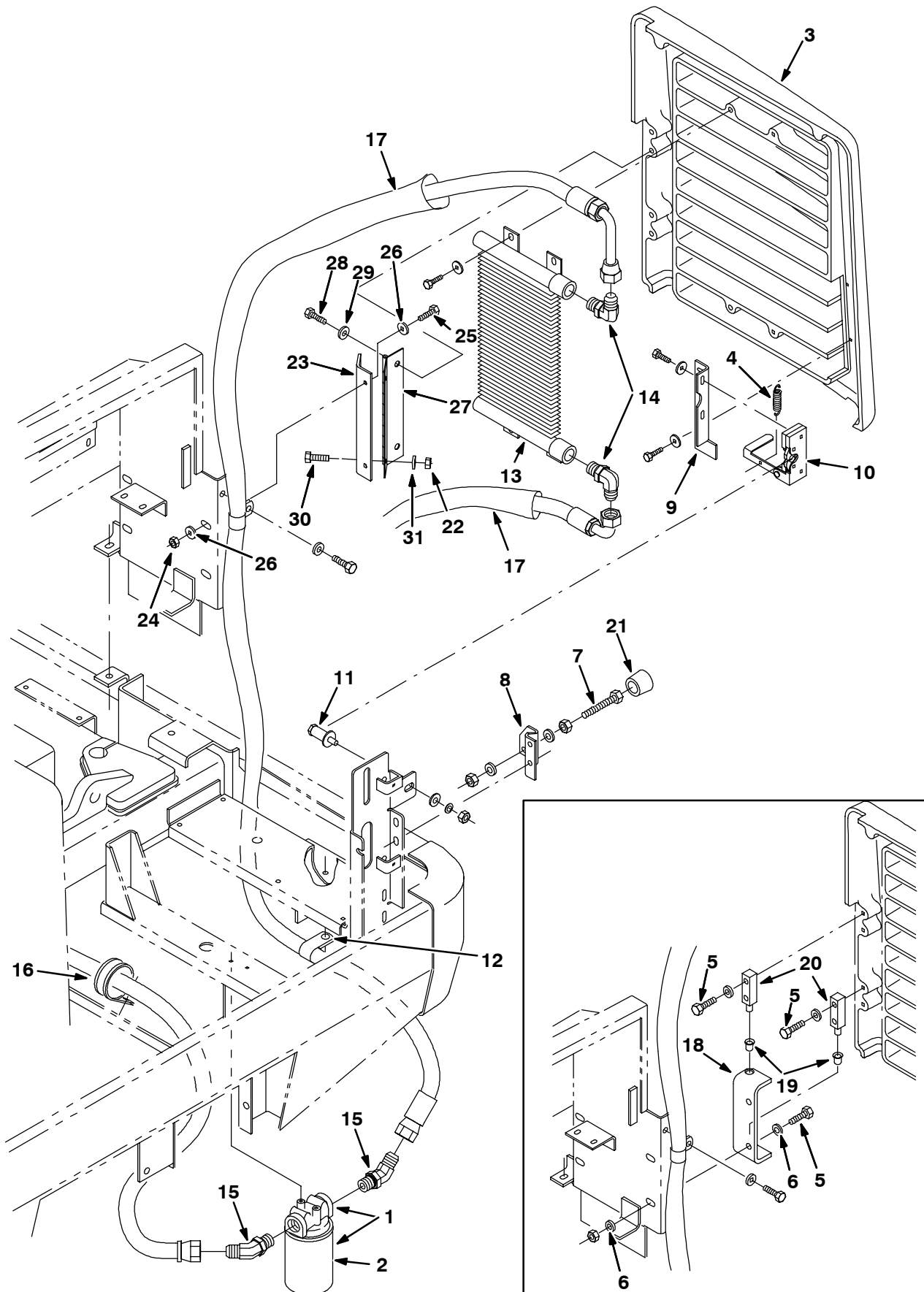


Fig. 8 - Left Grille and Hydraulic Cooler Group

Ref.	Tennant Part No.	Machine Serial Number	Description	Qty.
▽ 1	55619	(000000-) Filter Assy, Spin-On 10Micron	1
▲ 2	55740	(000000-) Filter Element Ph	1
3	379565	(000000-) Grille, Left	1
4	59870	(000000-) Sprng, Tens, 0.50 Odx.05 Wire 2.5L	1
5	69972	(000000-019999)) Scr-Hex M12x1.75 40 10.9Pltd	6
6	36328	(000000-019999)) Washer-Belleville .50 Pltd	4
7	55347	(000000-) Scr-Hex .38-16x2.00 Full Thd	1
8	70248	(000000-) Bracket, Rear Grill Stop Bolt	1
9	70252	(000000-) Bracket, Mtg, Latch	1
10	59695	(000000-) Latch, Hook, Lh	1
11	59192	(000000-) Latch, Bolt	1
12	53466	(000000-) Clamp, Hose	2
13	82798	(000000-) Cooler-Hyd 12 0500	1
14	46481	(000000-) Ftg-Hyd E90 Jm12/Om12	2
15	16081	(000000-) Ftg-Hyd E45 Jm12/Om12	2
16	41016	(000000-) Clamp-Cable, 2.25Dia 1.00Wth	1
17	87676	(000000-) Sleeve-Nyln #24 30.0L	2
18	72179	(000000-019999)) Bracket, Grille	1
19	15648	(000000-019999)) Bearing, Flange	2
20	72176	(000000-019999)) Pin, Pivot, Upper	2
21	01318	(000000-) Tip, Rubber	1
22	39311	(020000-) Nut, Hex, Std, M08 X 1.25	2
23	383129	(020000-) Bracket, Hinge	1
24	08711	(020000-) Nut, Hex, Lock, M12 X 1.75,NI	2
25	69972	(020000-) Screw, Hex, M12 X 1.75 X 40, 10.9	2
26	36328	(020000-) Washer, Belleville, .50	4
27	383149	(020000-) Hinge	1
28	41345	(020000-) Screw, Hex, M12 X 1.75 X 25, 8.8	2
29	32493	(020000-) Washer, Flt, .50 Std	2
30	16931	(020000-) Screw, Hex, M08 X 1.25 X 20, 8.8	2
31	32491	(020000-) Washer, Flt, .31 Std	2

Fig. 9 - Engine Cover Group

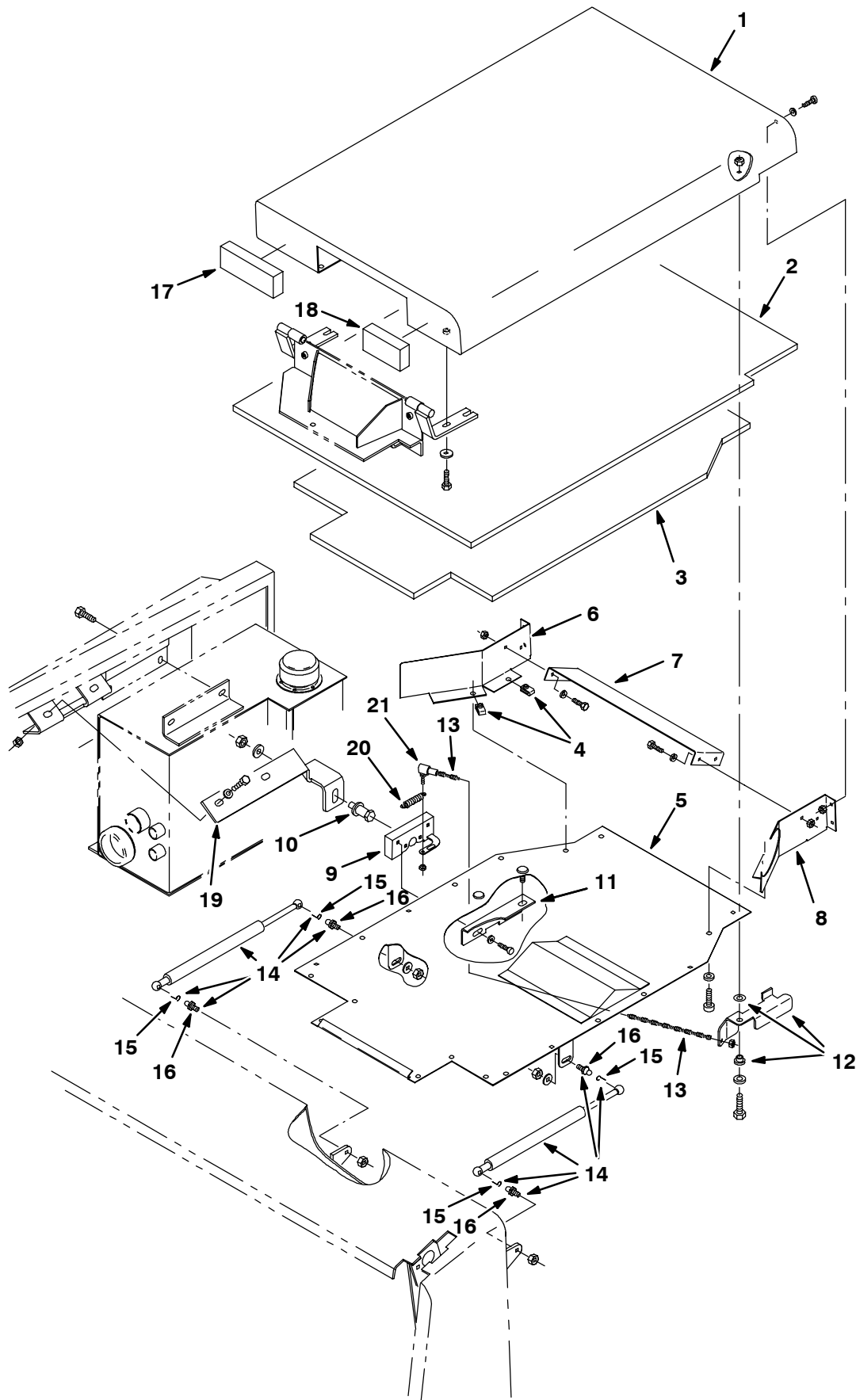


Fig. 9 - Engine Cover Group

Ref.	Tenant Part No.	Machine Serial Number	Description	Qty.	
1	58977	(000000-) Cover Wldt, Engine	1	
2	59019	(000000-) Foam, Engine Cover	1	
3	58999	(000000-) Foam, Engine Cover, Bottom	1	
4	12271	(000000-) Nut, U M 6X1.0 Pltd	20	
5	374523	(000000-) Plate Wldt, Cover, Bottom	1	
6	69952	(000000-) Plate, Deflector, Engine Cover	1	
7	58849	(000000-) Bracket, Deflector, Eng Cover	1	
8	69951	(000000-) Plate, Deflector, Eng Cover	1	
9	59514	(000000-) Latch	1	
10	59192	(000000-) Latch, Bolt	1	
11	70142	(000000-) Bracket, Latch, Bolt, Eng Cover	1	
12	69907	(000000-) Handle Assy, Latch, Eng Cover	1	
13	55048	(000000-) Rod, Latch, Engine Cover	1	
▽	14	69906	(000000-) Spring-Gas Assy, Eng Cover	2
▲	15	64595	(000000-) Clip, Spring	2
▲	16	58494	(000000-) Stud, Ball	2
	17	69986	(000000-) Insulation, Acoustic, Engine Cover	1
	18	69987	(000000-) Insulation, Acoustic, Engine Cover	1
	19	70136	(000000-) Bracket, Latch	1
	20	53091	(000000-) Sprng,Tens,0.50Odx.05Wire 1.0L	1
	21	14601	(000000-) Balljoint .250-28	1

Fig. 10 - Engine Side Door Group

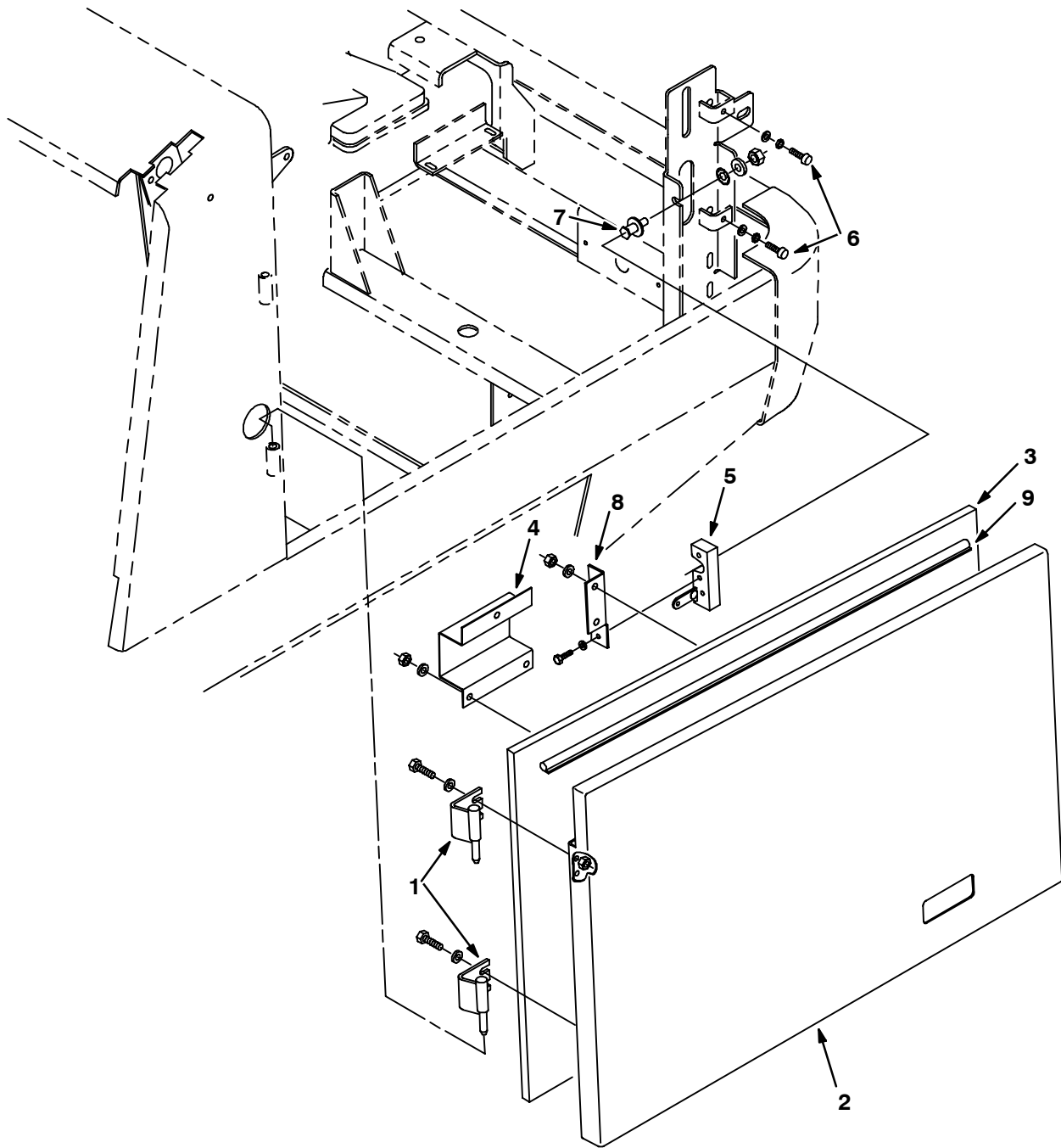


Fig. 10 - Engine Side Door Group

Ref.	Tennant Part No.	Machine Serial Number	Description	Qty.
1	59377	(000000-) Hinge Wldt, Door, Engine	2
2	59830	(000000-) Door Wldt	1
3	59018	(000000-) Foam, Door, Engine, Side	1
4	59829	(000000-) Bracket, Door	1
5	59661	(000000-) Latch	1
6	75128	(000000-) Spindle, Adjustment	2
7	72154	(000000-) Bolt, Latch	1
8	59828	(000000-) Bracket, Latch, Door	1
9	59647	(000000-) Seal, Rubber	1

Fig. 11 - Steering and Firewall Group

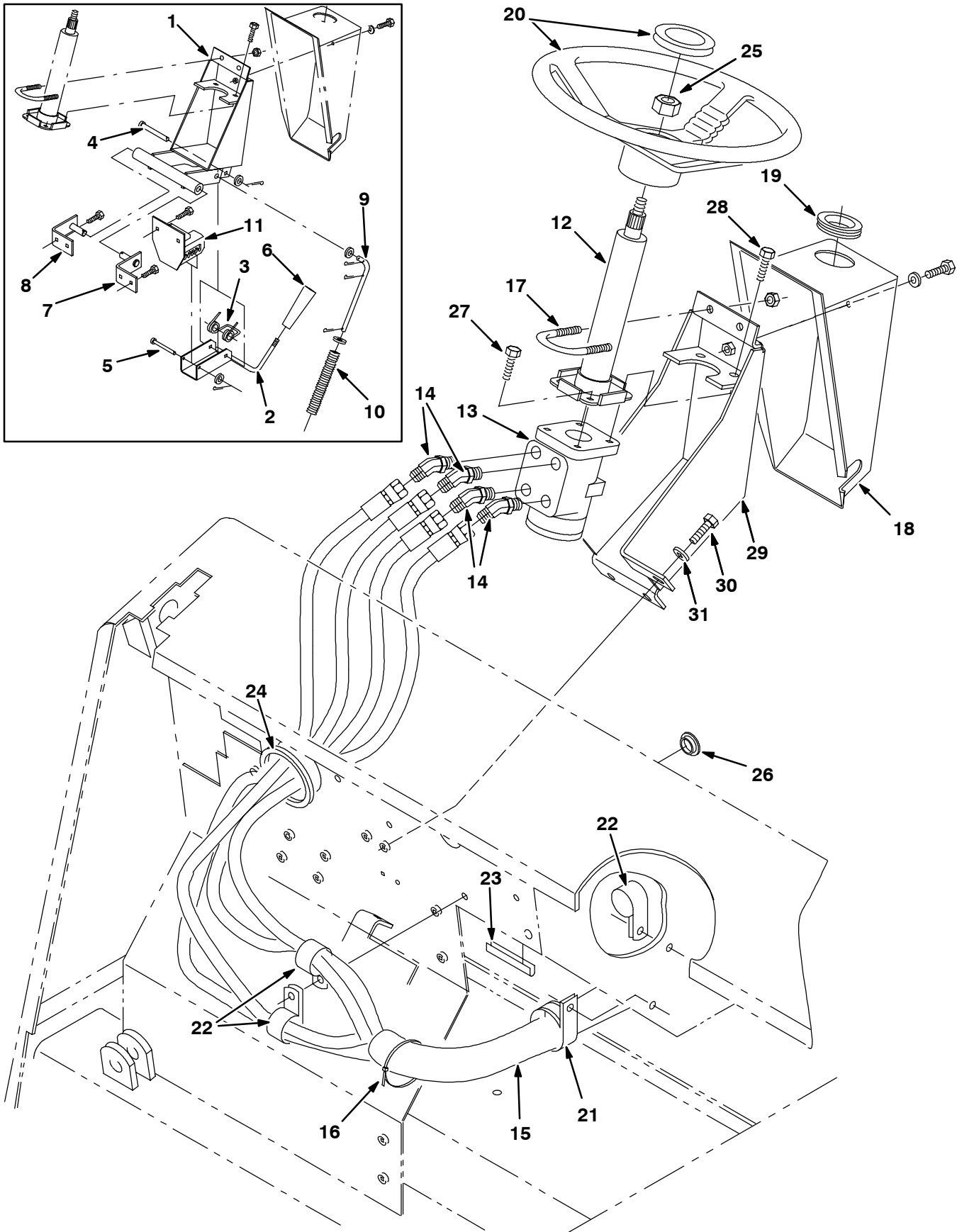


Fig. 11 - Steering and Firewall Group

Ref.	Tennant Part No.	Machine Serial Number	Description	Qty.	
1	56373	(000000-019999)	Bracket Wldt, Valve	1	
2	56379	(000000-019999)	Lever Wldt, Tilt	1	
3	56198	(000000-019999)	Spring, Torsion	1	
4	23191	(000000-019999)	Pin,Clevis,0.37 Dia.X 3.00 Lg	1	
5	04733-10	(000000-019999)	Pin,Clevis,0.25 Dia.X 2.44 Lg	1	
6	59940	(000000-019999)	Knob, Tapered M8	1	
7	58665	(000000-019999)	Bracket Wldt, Mtg, Steering,Lh	1	
8	58667	(000000-019999)	Bracket Wldt, Mtg, Steering,Rh	1	
9	56392	(000000-019999)	Rod, Spring	1	
10	63852	(000000-019999)	Sprng,Comp,0.74ldx.11Wire 5.5L	1	
11	56385	(000000-019999)	Bracket Wldt, Notched	1	
▽	12	57935	(000000-)	Column, Steering	1
▲		74142	(000000-)	Cap, Tube	1
13	74172	(000000-)	Steer Control, Hyd (See Breakdowns)	1	
14	47522	(000000-)	Ftg-Hyd E45 Jm06/Om06	4	
15	34330	(000000-)	Sleeve-Nyln #38 30.0L	1	
16	49263	(000000-)	Tie, Cable 3.00D Max 11.41Lg	6	
17	58748	(000000-)	U - Bolt	1	
18	56362	(000000-)	Cover, Steering	1	
19	54345	(000000-)	Grommet,Rbr,1.62ld,For .13Matl	1	
20	56398	(000000-)	Wheel, Steering, 14 Dia X 36T	1	
21	41016	(000000-)	Clamp-Cable, 2.25Dia 1.00Wth	1	
22	53466	(000000-)	Clamp, Hose	3	
23	62595-3	(000000-)	Molding, Trim 11-14Ga 5.75	1	
24	62595-4	(000000-)	Molding, Trim 11-14Ga 10.00	1	
25	56185	(000000-)	Nut-Hx Jam M20x1.5 4 Pltd	1	
26	55035	(000000-)	Plug, Plastic 1.00 D	1	
27	02994	(000000-)	Scr Hex Ss .38-16 x0.75	2	
28	02995	(000000-)	Scr Hex Ss .38-16 x1.25	2	
29	383127	(020000-)	Bracket Wldt, Valve	1	
30	16735	(020000-)	Screw, Hex, M08 X 1.25 X 16, 8.8	4	
31	32491	(020000-)	Washer, Flt, .31 Std	2	

Fig. 12 - Instrument Panel Assembly

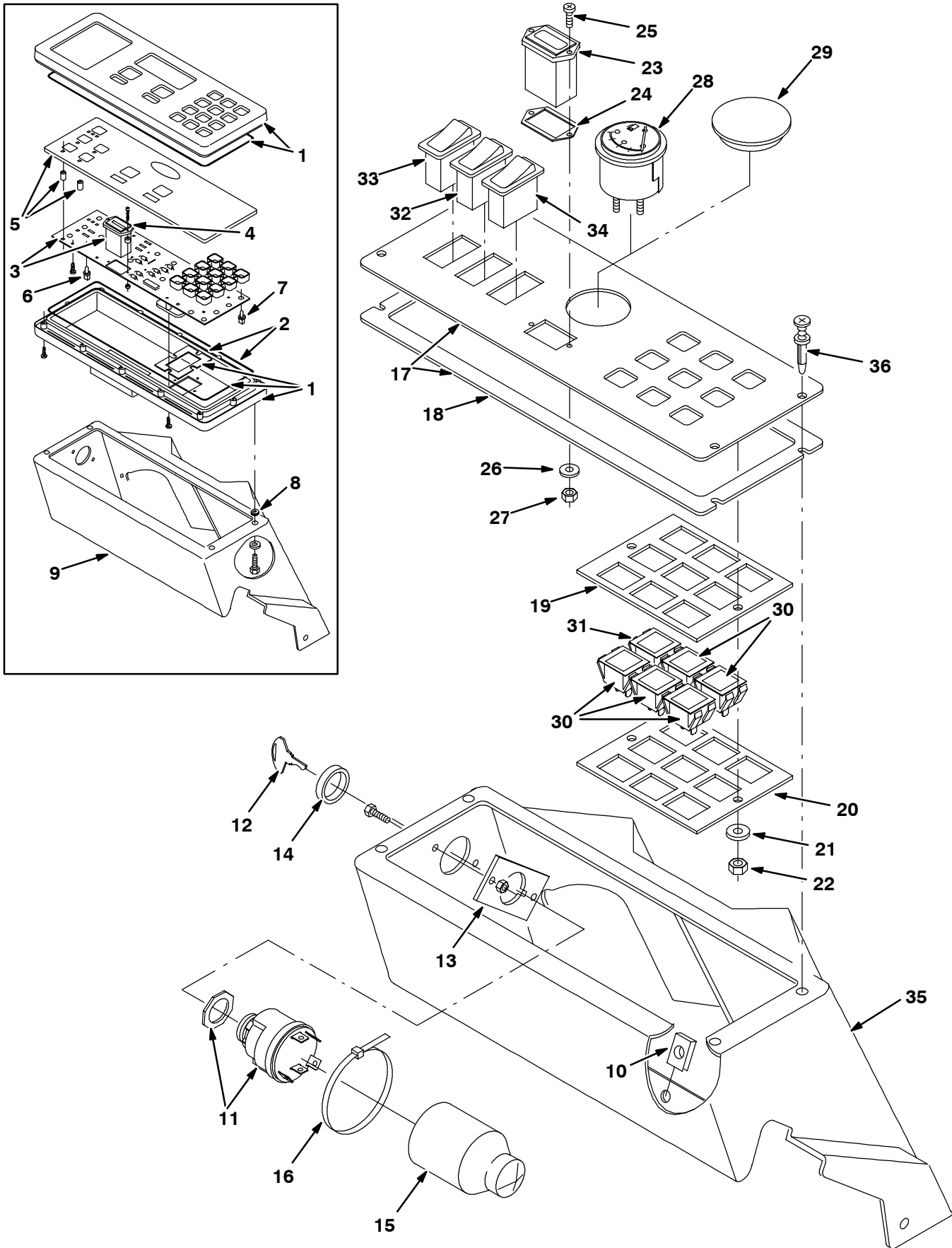


Fig. 12 - Instrument Panel Assembly

Ref.	Tennant Part No.	Machine Serial Number	Description	Qty.
▽	379659	(000000-019999)	Replm Kit, Instr Panel	1
▲	1 59976	(000000-019999)	Replm Kit, Case	1
▲	2 59977	(000000-019999)	Replm Kit, Seal	1
▲▽	3 379658	(000000-019999)	Replm Kit, Cir Board	1
▲▲	4 59978	(000000-019999)	Replm Kit, Hourmeter	1
▲	5 59979	(000000-019999)	Replm Kit, Touch Panel	1
▲	6 59971	(000000-019999)	Replm Kit, Lamp, Backlighting (8)	2
▲	7 56346	(000000-019999)	Replm Kit, Lamp, Fault (8)	1
	8 10632-5	(000000-019999)	Grommet,Rbr,0.25ld,For .09Matl	4
	9 54342	(000000-019999)	Panel Assy, Instr	1
	10 12271	(000000-)	Nut, U M 6X1.0 Pltd	2
▽	11 87536	(000000-)	Switch Ignition	1
▲	12 87866	(000000-)	Key Set,Switch Ku	1
	13 19768	(000000-)	Plate, Reinforcement-Ignition	1
	14 382516	(000000-)	Boot, Switch	1
	15 383165	(000000-)	Boot, Switch, Ignition	1
	16 49263	(000000-)	Tie, Cable, Nyl, 11.4l .19w 3.0 Max D	1
▽	17 383212	(020000-)	Panel, Instmt, W/ Label, [6500]	1
▲	18 383220	(020000-)	Gasket	1
	19 383130	(020000-)	Seal, Foam	1
	20 383131	(020000-)	Panel, Indicator Light	1
	21 32490	(020000-)	Washer, Flt, .25 Std	2
	22 08708	(020000-)	Nut, Hex, Lock, M06 X 1.0, NI	2
	23 31988	(020000-)	Gauge, Hourmeter, Electronic	1
	24 222683	(020000-)	Gasket, Hourmeter	1
	25 09146	(020000-)	Screw, Pan, M03 X 0.5 X 12, 4.8	2
	26 39658	(020000-)	Washer, Lock, Int, #04	2
	27 01754	(020000-)	Nut, Hex, Std, M03 X 0.5	2
	28 34813	(020000-)	Gauge, Fuel, 0-90ohm 8-18vdc (Gas Machine Only)	1
	29 82747	(020000-)	Button, Plug, 2.09H .05-.06 [Black Stl] (LPG Machine Only)	1
	30 361075	(020000-)	Light, Panl, 14vdc, , 1.1 X 1.0	6
	31 361075	(020000-)	Light, Panl, 14vdc, , 1.1 X 1.0 (LPG Machine Only)	1
	32 398528	(020000-)	Switch, Rocker, Dpdt, On-Off-Mom	1
	33 398508	(020000-)	Switch, Rocker, Dpdt, Mom-Off-Mom	1
	34 392171	(020000-)	Switch, Rocker, Dpdt On - Off - On	1
	35 383211	(020000-)	Panel, Instmt, W/ Label, [6500]	1
	36 72971	(020000-)	Rivet, Plstc, .325d X 0.787	4

Fig. 13 - Side Instrument Panel Group

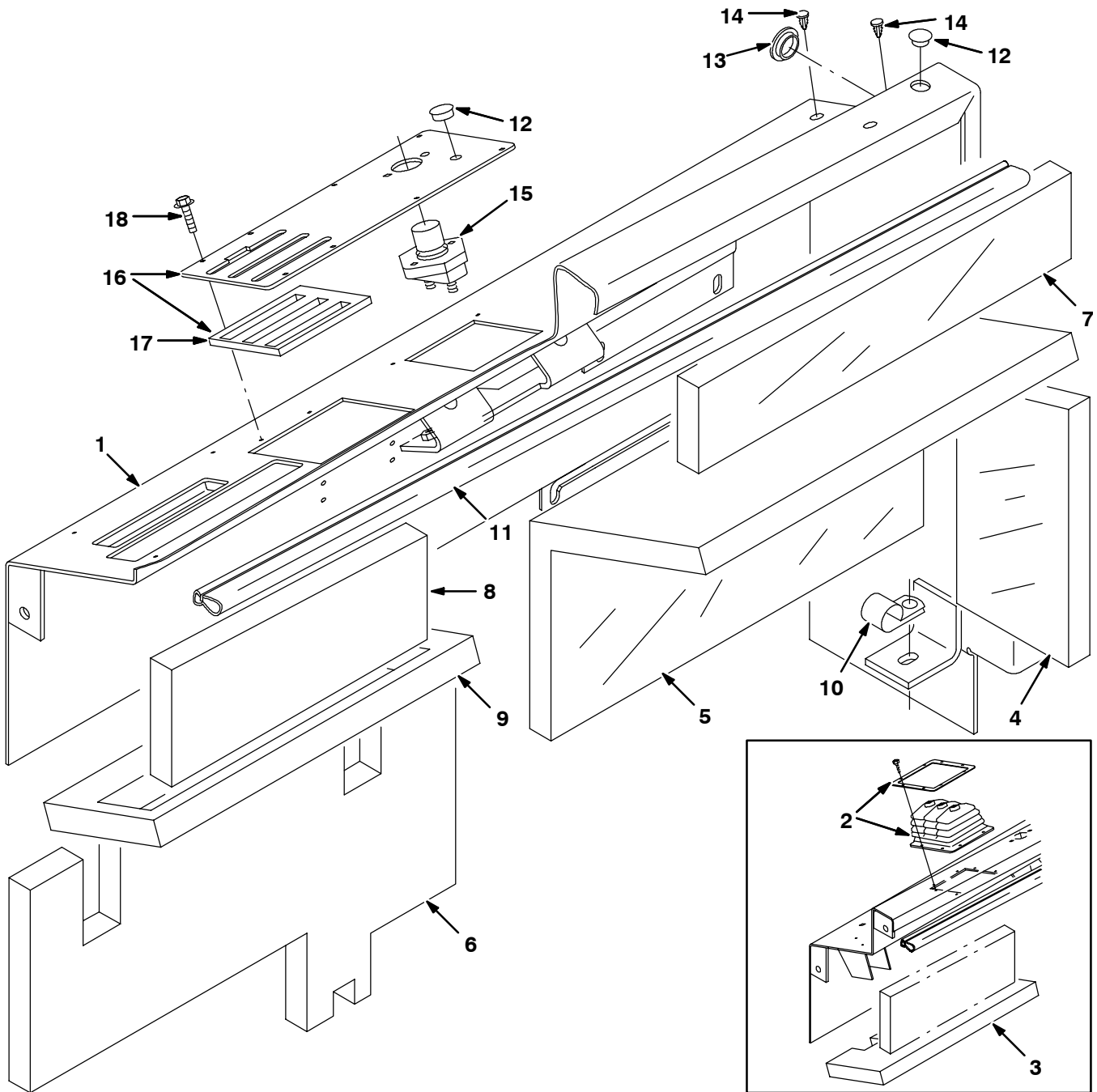


Fig. 13 - Side Instrument Panel Group

Ref.	Tennant Part No.	Machine Serial Number	Description	Qty.	
1	59824	(000000-019999)	Panel Assy, Instrument w/label	1	
1	383213	(020000-)	Panel, Side, W/ Label, [6500]	1	
2	69909	(000000-019999)	Bellows Assy, Valve	1	
3	59636	(000000-019999)	Insulation, Acoustic	1	
4	59622	(000000-)	Insulation, Acoustic	1	
5	59621	(000000-)	Insulation, Acoustic	1	
6	59628	(000000-)	Insulation, Acoustic	1	
7	59623	(000000-)	Insulation, Acoustic	1	
8	59629	(000000-)	Insulation, Acoustic	1	
9	383179	(020000-)	Insulation, Acoustic	1	
10	69234	(000000-)	Clamp-Cable, 1.00Dia. .62Wth	2	
11	59647	(000000-)	Seal, Rubber	1	
12	01314	(000000-)	Plugbtn .38H .03-.12 Blacknyl (LPG only)	2	
13	55035	(000000-)	Plug, Plastic, 1.00 D	1	
14	77399	(000000-)	Clip, Pine-tree .236h Plastic	2	
15	44078	(000000-)	Switch, Pushmom, Spst100A 12V	1	
▽	16	383214	(020000-)	Panel, Valve Handle, W/ Label, [6500]	1
▲	17	383180	(020000-)	Seal, Handle, Valve	1
	18	16944	(020000-)	Screw, Hex, M04 X 0.7 X 10, Fmg	8

Fig. 14 - Circuit Breaker and Relay Group

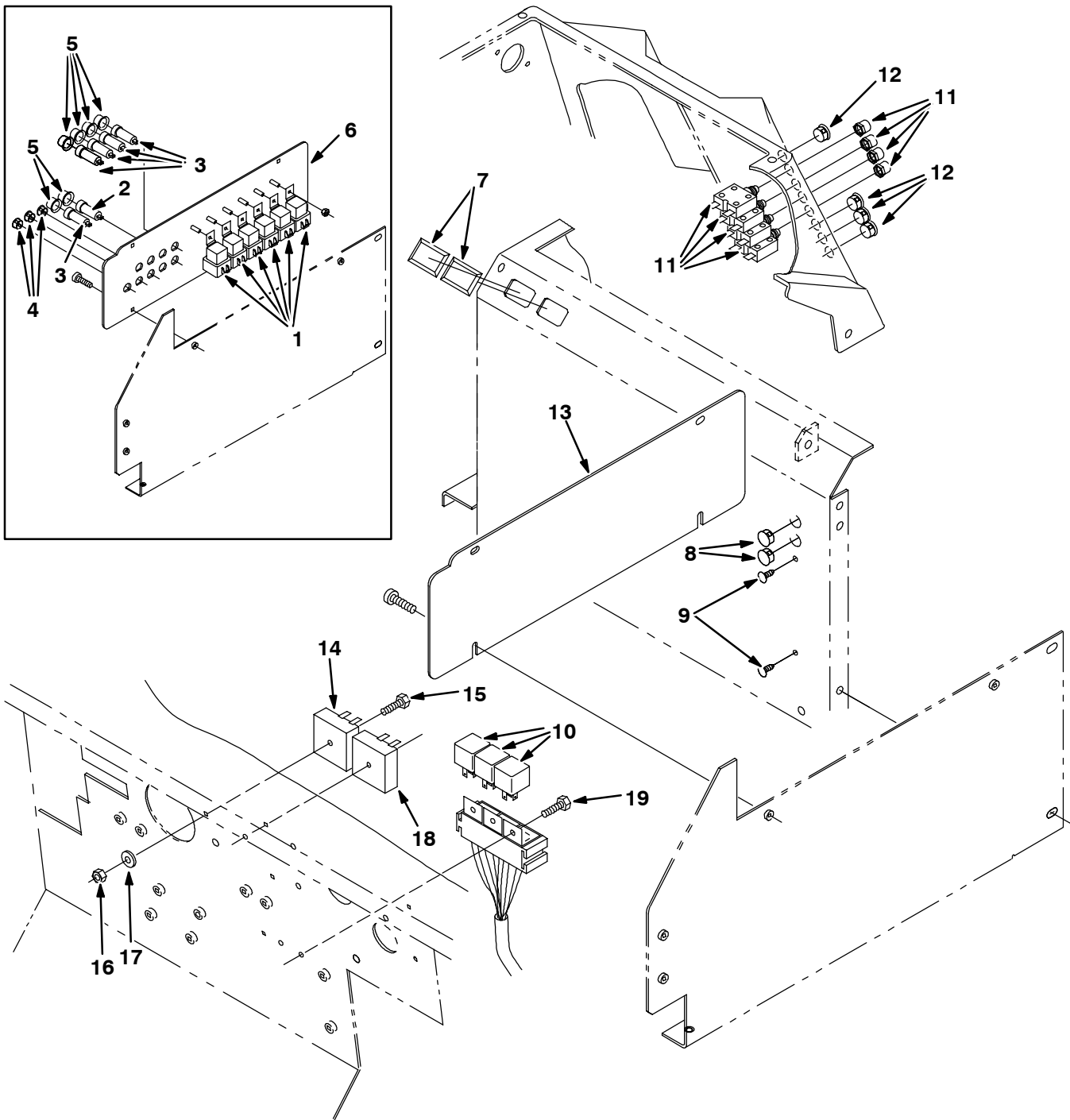


Fig. 14 - Circuit Breaker and Relay Group

Ref.	Tennant Part No.	Machine Serial Number	Description	Qty.
1	56186	(000000-019999)	Relay, Shrouded, 12 Vdc	6
2	87583	(000000-019999)	Breaker-Circuit, 2.5 Resetbl	1
3	57803	(000000-019999)	Breaker-Circuit, 15 Resetbl	5
4	57167	(000000-019999)	Plugbtn .62H .03-.12 Blacknyl	3
5	57751	(000000-019999)	Boot-Circuit Breaker	6
6	56188	(000000-019999)	Plate, Circuit Breaker	1
7	57772	(000000-)	Plate-Cover	2
8	56992	(006518-)	Button, Plug, 0.50H .03-.12 [Black Nyl]	2
9	77399	(006518-)	Clip, [Pine-Tree], .236h, Plstc	2
10	57804	(020000-)	Relay, 12vdc, 40a, Spdt, [Potter]	3
11	383722	(020000-)	Circuitbreaker, 15.0a	5
12	33807	(020000-)	Button, Plug, 0.44h .03-.12 [Black Nyl]	4
13	383189	(020000-)	Plate, Access	1
14	379656	(020000-)	Timer	1
15	06942	(020000-)	Screw, Hex, M06 X 1.0 X 16, 8.8	2
16	08708	(020000-)	Nut, Hex, Lock, M06 X 1.0, NI	2
17	32490	(020000-)	Washer, Flt, .25 Std	2
18	379665	(020000-)	Module, Shaker, 12V	1
19	55845	(020000-)	Screw, Hex, M05 X 0.8 X 16, Fmg	3

Fig. 15 - Engine Group

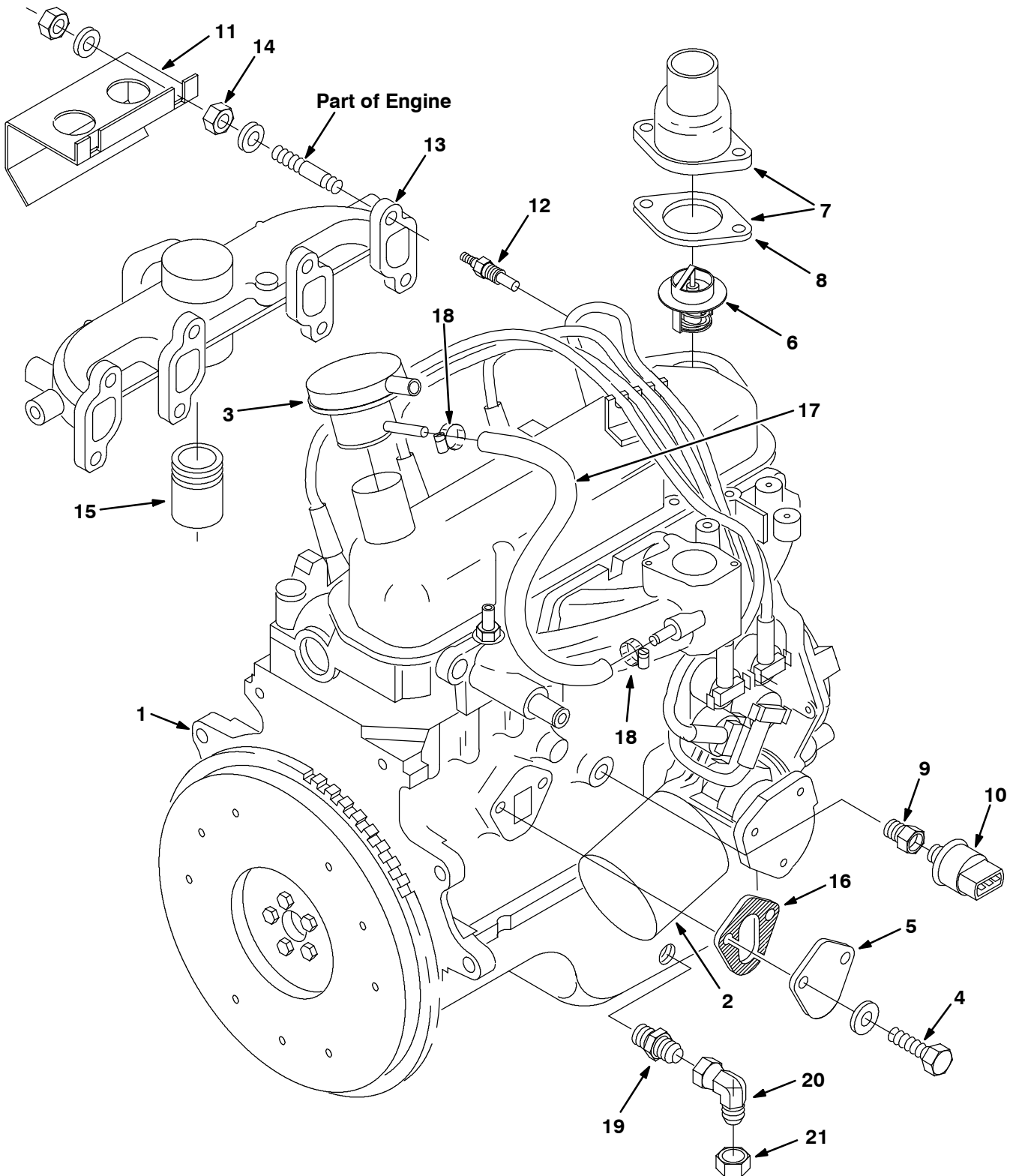


Fig. 15 - Engine Group

Ref.	Tennant Part No.	Machine Serial Number	Description	Qty.
▽	374643	(000000-) Engine Assy, Vsg-413-89	1
▲	1 30550	(000000-) Engine, Vsg-413 (See Engine Breakdown)	1
▲	2 19205	(000000-) Filter, Eng Oil, Spin-On	1
▲	3 10795	(000000-) Cap, Fill, Oil/ [Pcv] Breather	1
▲	4 71447	(000000-) Bolt	1
▲	5 71446	(000000-) Cover	1
▲	6 37327	(000000-) Thermostat, 180 Degree	1
▲▽	7 19689	(000000-) Connector,Outlet Cylinder Head w/gasket	1
▲▲	8 54911-25	(000000-) Gasket - Thermostat Hsg	1
	9 17414	(000000-) Ftg-Hyd Str Pm04/Pf02	1
	10 79399	(000000-) Switch, Pressure, Oil	1
	11 30468	(000000-) Shield Assy, Exhaust	1
	12 58592	(000000-019999) Sender-Temperature, Water	1
	12 383146	(020000-) Switch, Temp	1
	13 30316	(000000-) Manifold, Exhaust	1
	14 08165	(000000-) Nut Hx Stover M 8X1.25	8
	15 24013	(000000-) Ftg,Pipe,Nip.Blk1.25PtX2.0Lg L	1
	16 02887	(000000-) Gasket, Fuel Pump 1.1-1.6Liter	1
	17 76589-2	(000000-) Hose Rbr,0.38 Idx .062D 12.0Lg	1
	18 54333	(000000-) Clamp-Wormdrive, 0.31- 0.88D	2
	19 19200	(000000-) Ftg-Metric Str Omm14/Jm06	1
	20 47504	(000000-) Ftg-Hyd E90 Jm06/Jf06	1
	21 40625	(000000-) Ftg-Hyd Cap Jf06	1

Fig. 16 - Engine Mount Group

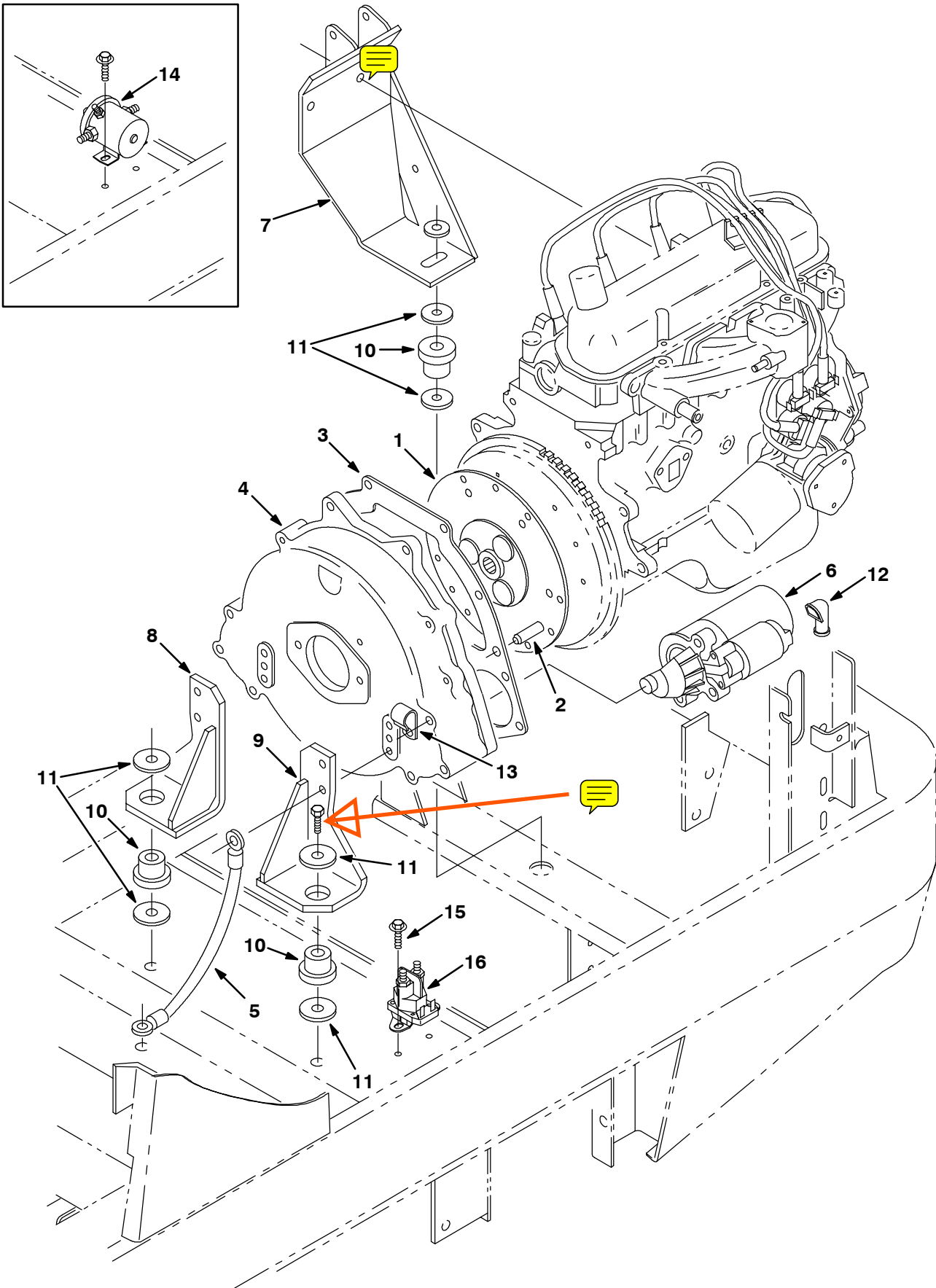


Fig. 16 - Engine Mount Group

Ref.	Tennant Part No.	Machine Serial Number	Description	Qty.
1	19252	(000000-) Coupling Assy, Flywheel	1
2	54911-16	(000000-) Dowel,Cyl.Block To Flywhl.Hsg.	2
3	70262	(000000-) Ring, Locating, Starter	1
4	70263	(000000-) Housing, Flywheel	1
5	57773	(000000-) Wire Ass'Y-Elect.,Ground	1
6	70239	(000000-020137) Starter, Ford 1.8 Hp	1
6	392525	(020138-) Starter, 12Vdc, [1.2Kw]	1
7	374513	(000000-) Bracket Wldt, Engine	1
8	57755	(000000-) Bracket Wldt,Mtg,Eng, Rear, Rh	1
9	57754	(000000-) Bracket Wldt,Mtg,Eng,Rear, Lh	1
10	51176	(000000-) Dampner, Engine	3
11	04414	(000000-) Washer, Flat	6
12	02076	(000000-) Cover, Terminal	1
13	30407	(000000-) Clip, Keeper, Open	1
14	375117	(000000-019999) Solenoid, Starter-12v	1
15	361339	(000000-) Scr-Hexfmgm 6x1.0 16 Pltd	2
16	383732	(020000-) Contactor, 12vdc, No	1

Fig. 17 - Carburetor Group, Gasoline

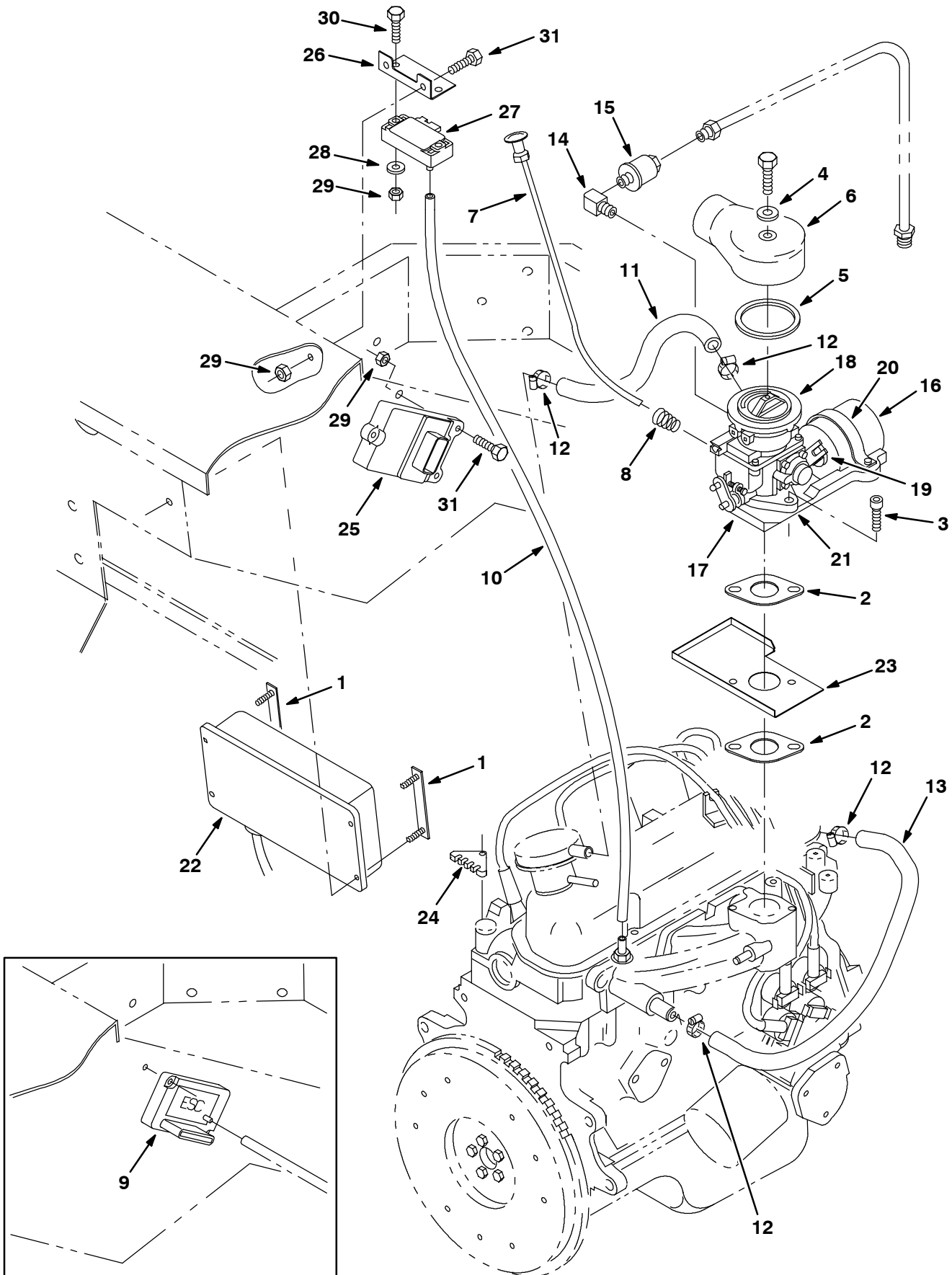


Fig. 17 - Carburetor Group, Gasoline

Ref.	Tennant Part No.	Machine Serial Number	Description	Qty.
1	59935	(000000-) Plate	2
2	74443	(000000-) Gasket	2
3	33951	(000000-) Screw, Soc, M06-1.0 X 20,12.9	2
4	24924	(000000-) Washer	1
5	16738	(000000-) Gasket	1
6	57934	(000000-) Adaptor, Elbow, Carburetor	1
7	69266	(000000-) Cable, Choke	1
8	58846	(000000-) Spring, Compression	1
9	30305	(000000-006855) Control, Ignition	1
10	39780	(000000-) Hose, Vacuum	1
11	55195	(000000-) Hose, Molded	1
12	63810	(000000-) Clamp, Wormdrive	4
13	31543	(000000-) Hose, Heater	1
▽	374639	(000000-) Governor, Gas	1
▲▽	374638	(000000-) Governor, Gas	1
▲▲	14 11984	(000000-) Fitting, Elbow	1
▲▲	15 36050	(000000-) Filter, Fuel	1
▲▲	16 83849	(000000-) Actuat	1
▲▲	17 83682	(000000-) Bracket	1
▲▲	18 374637	(000000-) Carburetor	1
▲▲	02738	(000000-) Kit, Carburetor	1
▲▲	19 83684	(000000-) Linkage Kit	1
▲▲	20 83685	(000000-) Strap. Mounting, Actuator	1
▲▲	21 74443	(000000-) Gasket	1
▲	22 374127	(xxxxxx-) Kit, Replmt, Control, Govnr, [All Purps]	1
▽	22 71437	(000000-xxxxxx) Control Unit (Replaced by 374127)	1
▲	374625	(000000-xxxxxx) Plug, Control Box	2
	23 374527	(000000-) Shield, Drip	1
	24 374529	(000000-) Clamp, Plug Wire	1
	25 375412	(006856-) Module, Control, Ignition	1
	26 375414	(006856-) Bracket, Sensor, Map	1
	27 375413	(006856-) Sensor, Map	1
	28 19066	(006856-) Washer, Flt, #10	2
	29 08708	(006856-) Nut, Hex, Lock, M06 X 1.0, NI	7
	30 06945	(006856-) Screw, Hex, M06 X 1.0 X 30, 8.8	2
	31 06944	(006856-) Screw, Hex, M06 X 1.0 X 25, 8.8	5

Fig. 18 - Carburetor Group, LPG

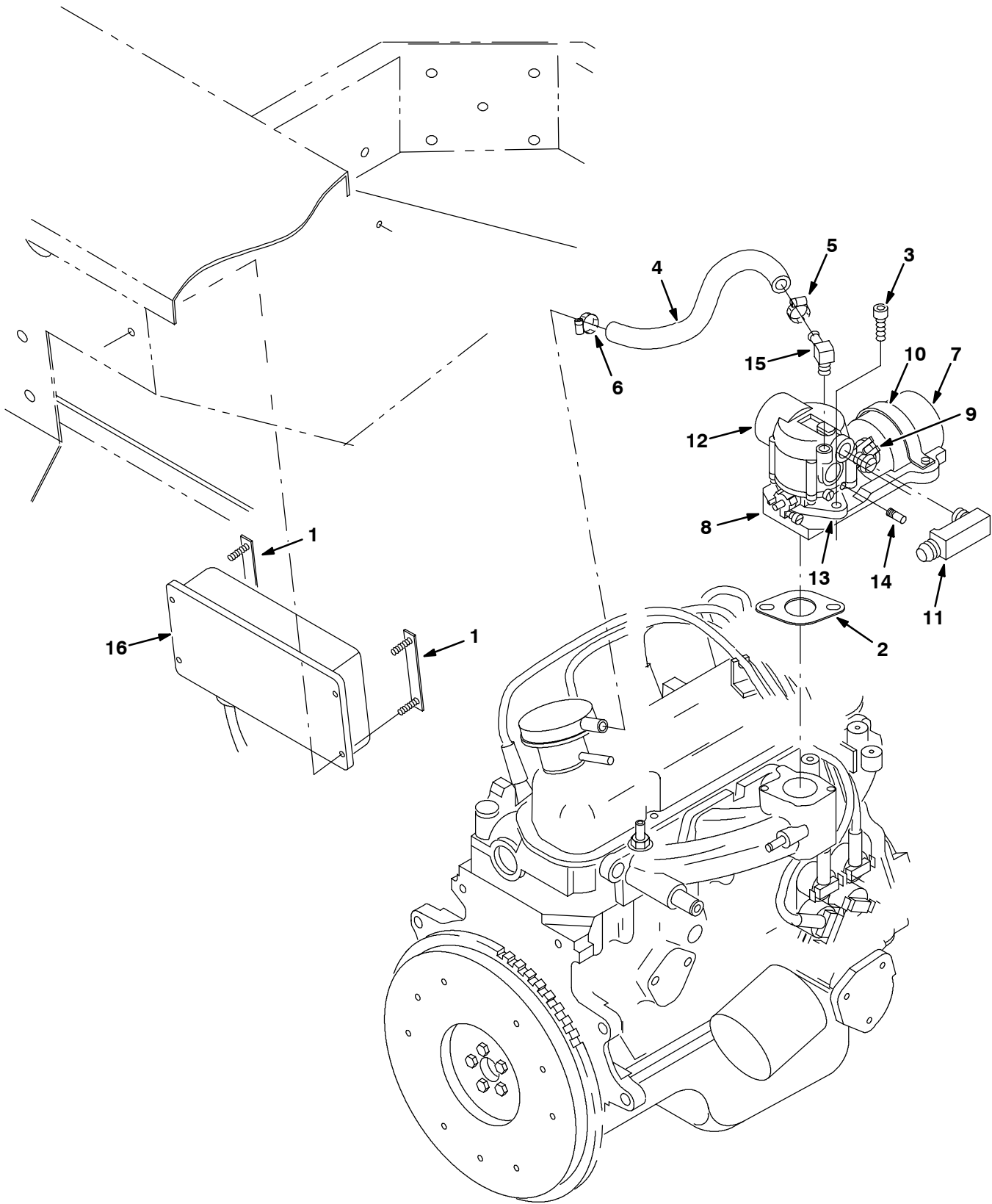


Fig. 18 - Carburetor Group, LPG

Ref.	Tenant Part No.	Machine Serial Number	Description	Qty.
1	59935	(000000-) Plate	1
2	74443	(000000-) Gasket	1
3	33951	(000000-) Screw, Soc, M06-1.0 X 20,12.9	2
4	55195	(000000-) Hose, Molded	1
5	43844	(000000-) Clamp, Wormdrive	2
6	63810	(000000-) Clamp, Wormdrive	1
▽	71436	(000000-) Governor, Lpg	1
▲▽	71444	(000000-) Governor, Lpg	1
▲▲	7 83849	(000000-) Actuator	1
▲▲	8 83682	(000000-) Bracket	1
▲▲	9 83684	(000000-) Linkage Kit	1
▲▲	10 83685	(000000-) Strap. Mounting, Actuator	1
▲▲	11 84641	(000000-) Ftg-Hyd E90 Spcl	1
▲▲	12 73017	(000000-) Carburetor, Lpg, With Gasket	1
▲▲	13 74443	(000000-) Gasket	1
▲▲	14 74402	(000000-) Fitting, Special	1
▲▲	15 53029	(000000-) Fitting, Brass, Elbow	1
▲	16 374127	(xxxxxx-) Kit, Replmt, Control, Govnr, [All Purps]	1
▽	16 71437	(000000-xxxxxx) Control Unit (Replaced by 374127)	1
▲	374625	(000000-xxxxxx) Plug, Control Box	2

Fig. 19 - Vaporizer Group, LPG (000000-020138)

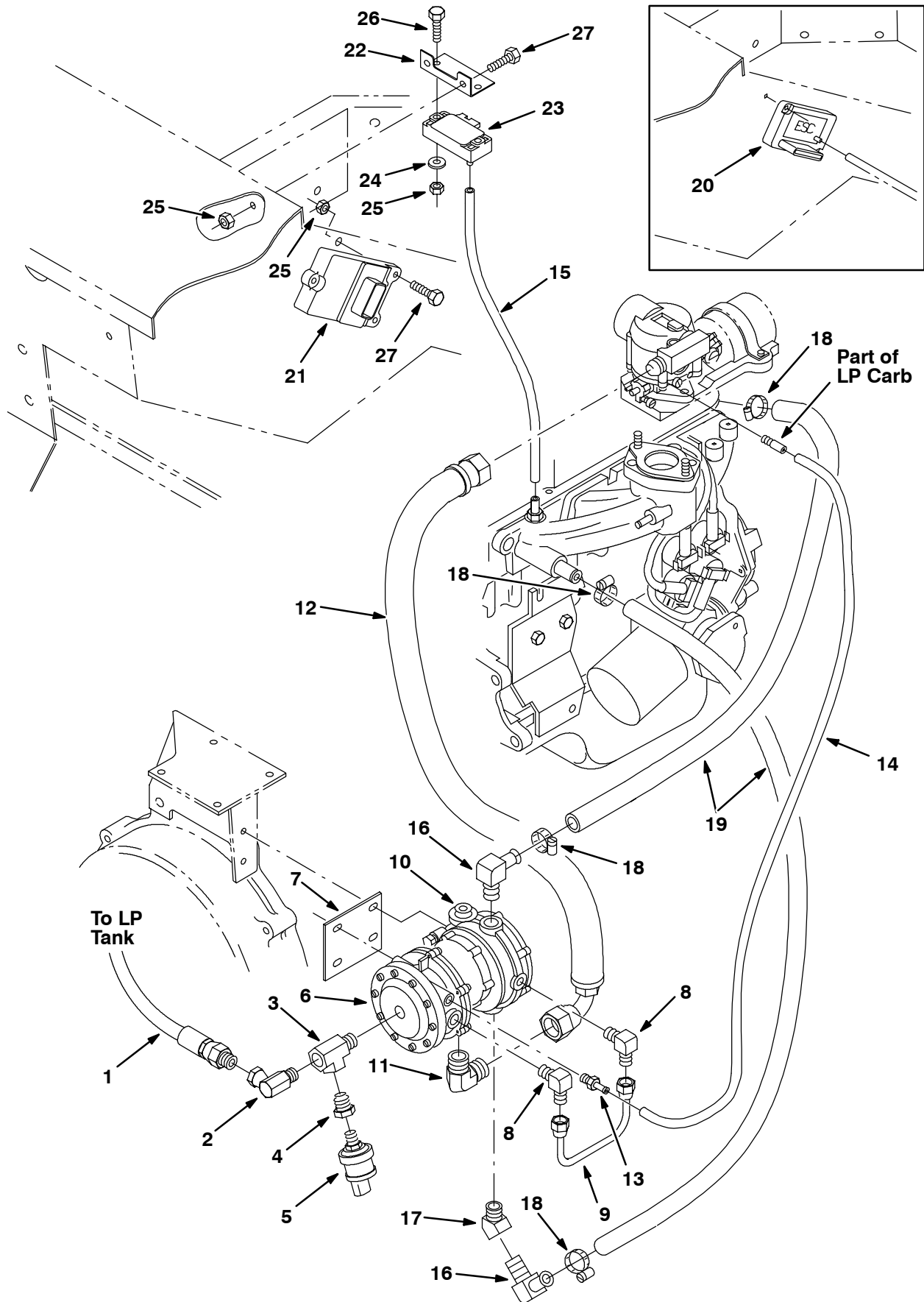


Fig. 19 - Vaporizer Group, LPG (000000-020138)

Ref.	Tennant Part No.	Machine Serial Number	Description	Qty.	
1	19760	(000000-020138)	Hose, LPG, Spl, .25 I.D. 55.0L	1	
2	11442-1	(000000-020138)	Ftg-El90 Npt/Npt S04Pf-04Pm	1	
3	56976A	(000000-020138)	Ftg-Tee Npt 04Pm- 04Pf- 04Pf	1	
4	17414	(000000-020138)	Ftg-Hyd Str Pm04/Pf02	1	
5	23156	(000000-020138)	Switch, Pressure, LPG	1	
▽	6	73020	(000000-020138)	Filter, Fuelock	1
▲	65527	(000000-020138)	Repair Kit, Fuelock	1	
	7	59809	(000000-020138)	Bracket, Mtg, Vaporizer	1
	8	52424	(000000-020138)	Ftg-Hyd E90 Pm04/Jm06	2
	9	59808	(000000-020138)	Fuelline,.375 Od	1
▽	10	374648	(000000-020138)	Vaporizer, LPG	1
▲		374649	(000000-020138)	Vaporizer Repair Kit Im	1
▲		374532	(000000-020138)	High Alt Vaporizer Spring Im	1
	11	07598	(000000-020138)	Ftg-Brs E90 Pm08/Sm08	1
	12	79422	(000000-020138)	Hose-Lpg Med08 Spcl S08jf/08j9	1
	13	40607	(000000-020138)	Ftg-Brs Str Bm03/Pm02	1
	14	07464	(000000-020138)	Hose, Vacuum .16 Id X 19.0 Lg	1
	15	39780-1	(000000-020138)	Hose Vac.,Rubber, .16Id,28.0L	1
	16	51839	(000000-020138)	Ftg-Brs E90 Em10/Pm06	2
	17	01997	(000000-020138)	Ftg-Hyd Brass Npt/Npt 06Pm/06P	1
	18	63810	(000000-020138)	Clamp-Wormdrive, 0.56- 1.06D	4
	19	31543	(000000-020138)	Hose, Heater	2
	20	30305	(000000-006855)	Control Assy, Ignition Vsg4113	1
	21	375412	(006856-020138)	Module, Control, Ignition	1
	22	375414	(006856-020138)	Bracket, Sensor, Map	1
	23	375413	(006856-020138)	Sensor, Map	1
	24	19066	(006856-020138)	Washer, Flt, #10	2
	25	08708	(006856-020138)	Nut, Hex, Lock, M06 X 1.0, NI	7
	26	06945	(006856-020138)	Screw, Hex, M06 X 1.0 X 30, 8.8	2
	27	06944	(006856-020138)	Screw, Hex, M06 X 1.0 X 25, 8.8	5

Fig. 20 - Vaporizer Group, LPG (020139-)

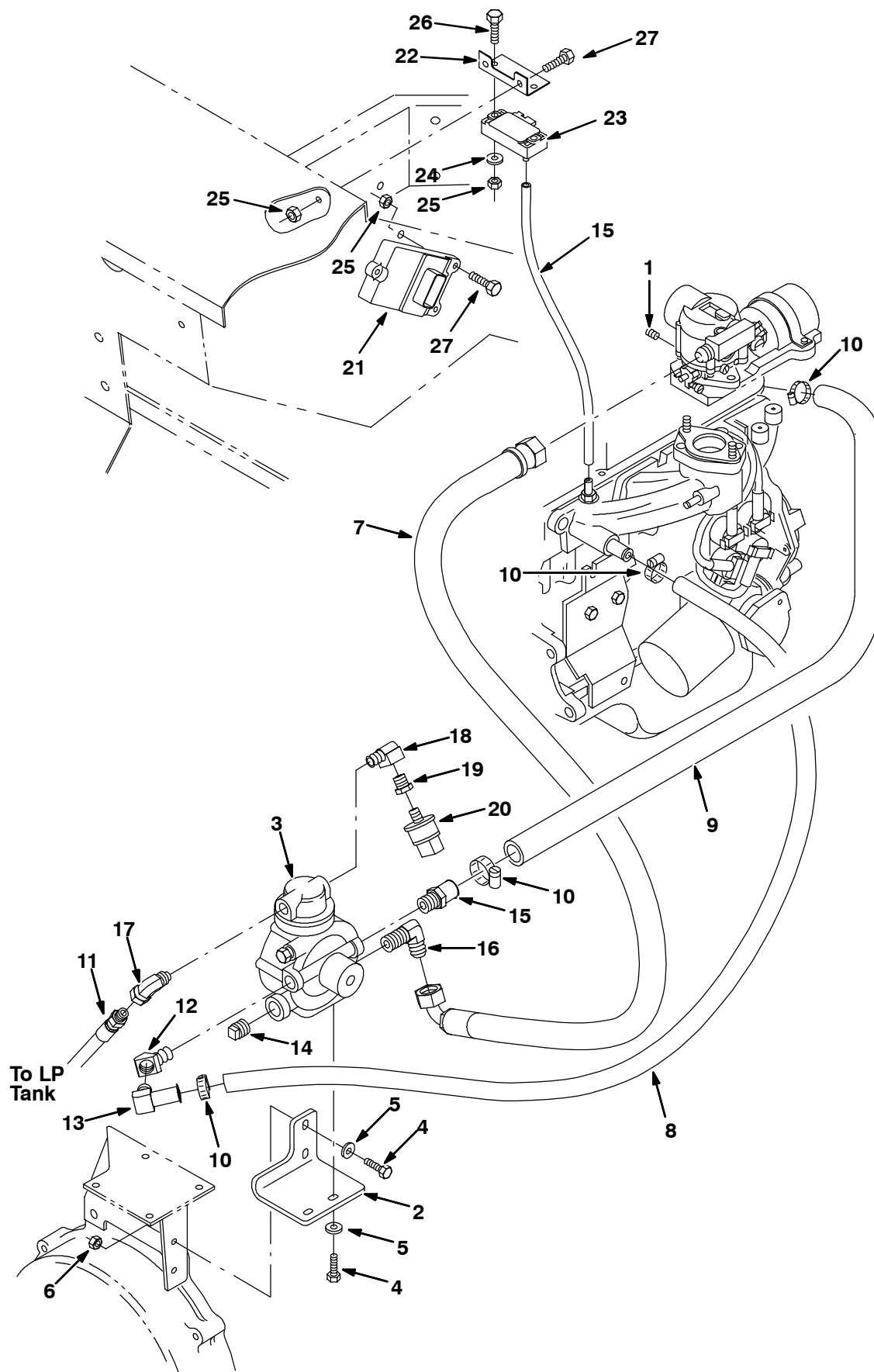


Fig. 19 - Vaporizer Group, LPG (020139-)

Ref.	Tennant Part No.	Machine Serial Number	Description	Qty.
1	32366	(020139-) Screw, Set, .25-28 X 0.25, Al	1
2	383171	(020139-) Bracket, Mtg, Controller, Lpg	1
▽ 3	383170	(020139-) Controller, Lpg, 12vdc	1
▲	383014	(020139-) Kit, Repair, Vaporizer, F/383170	1
4	06942	(020139-) Screw, Hex, M06 X 1.0 X 16, 8.8	4
5	19066	(020139-) Washer, Flt, #10	4
6	06943	(020139-) Screw, Hex, M06 X 1.0 X 20, 8.8	2
7	79422	(020139-) Hose, Lpg, Med08, Jf12str/Jf12e90, 17.0l	1
8	365103	(020139-) Hose, Heater, E90, 0.62id 09.5 4.0	1
9	31543	(020139-) Hose, Heater, E90, 0.62id 24.0 4.0	1
10	63810	(020139-) Clamp, Hose, Wormdrive, 0.56-1.06d	4
11	19760	(020139-) Hose, Lpg, Med05, Pm04str/Sm04str, 55.0l	1
12	01997	(020139-) Fitting, Brs, E45, Pm06/Pf06	1
13	51839	(020139-) Fitting, Brs, E90, Em10/Pm06	1
14	17521	(020139-) Fitting, Pipe, Plug, Pm08 Sq Head	1
15	27767	(020139-) Fitting, Brs, Str, Em10/Pm06	1
16	07598	(020139-) Fitting, Brs, E90, Pm08/Sm08	1
17	11442-1	(020139-) Fitting, Hyd, E90, Swivel Pf04/Pm04	1
18	27048	(020139-) Fitting, Brs, E90, Pm04/Pf04	1
19	17414	(020139-) Fitting, Pipe, Str, Pm04/Pf02	1
20	23156	(020139-) Switch, Press, Oil	1
21	375412	(020139-) Module, Control, Ignition	1
22	375414	(020139-) Bracket, Sensor, Map	1
23	375413	(020139-) Sensor, Map	1
24	19066	(020139-) Washer, Flt, #10	2
25	08708	(020139-) Nut, Hex, Lock, M06 X 1.0, NI	7
26	06945	(020139-) Screw, Hex, M06 X 1.0 X 30, 8.8	2
27	06944	(020139-) Screw, Hex, M06 X 1.0 X 25, 8.8	5
28	39780-1	(020139-) Hose Vac.,Rubber, .16ld,28.0L	1

Fig. 21 - Air Cleaner Group

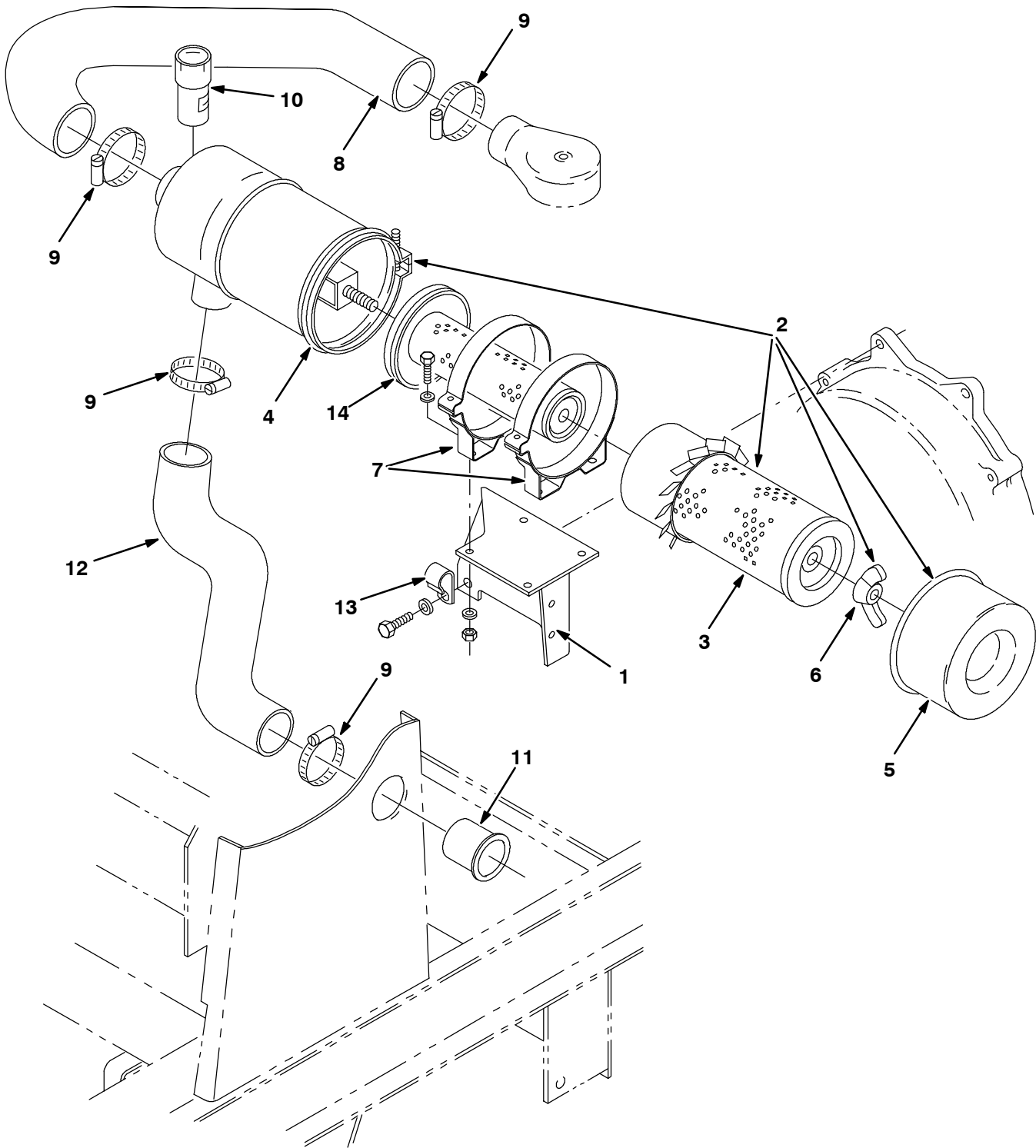
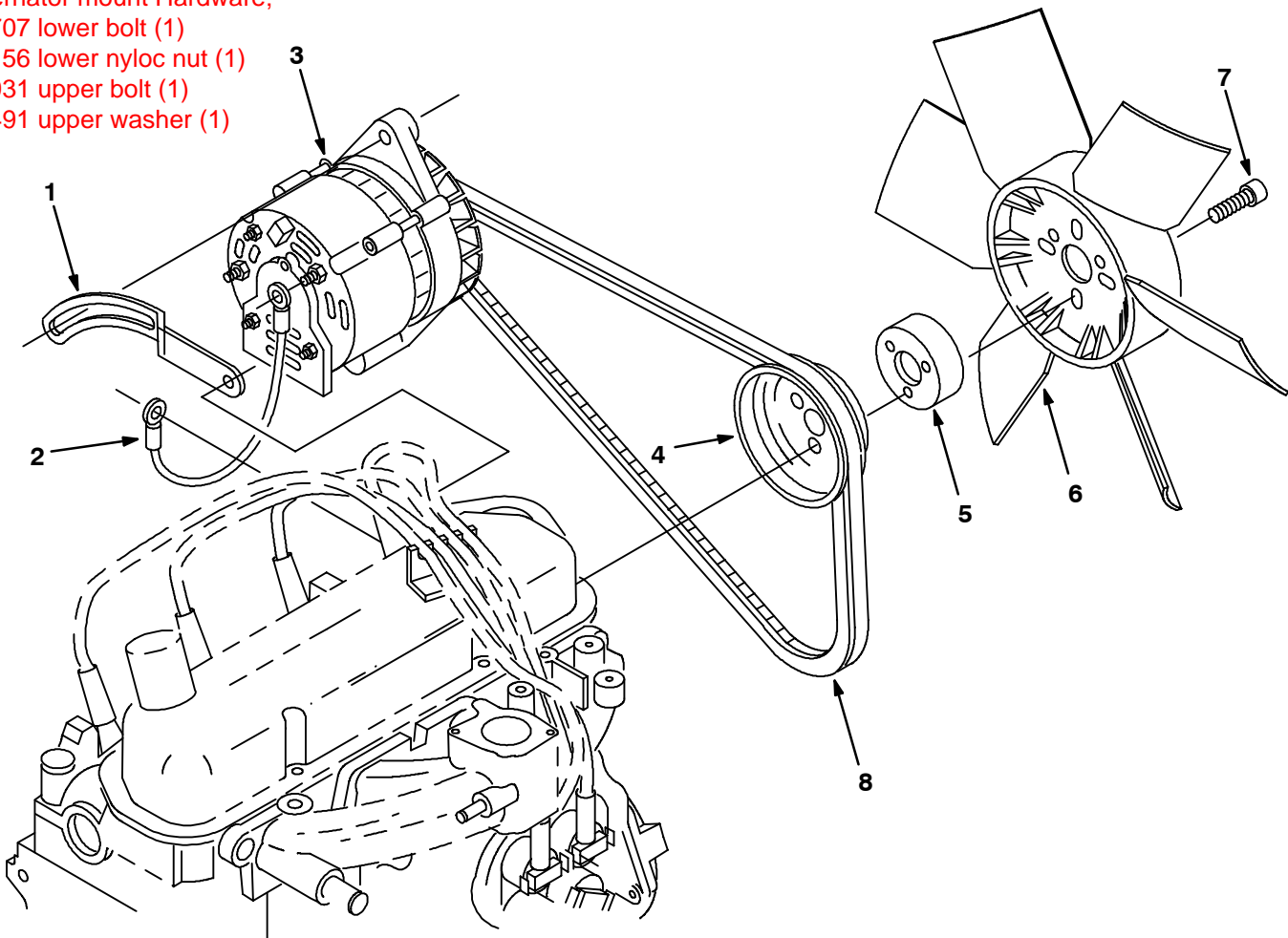


Fig. 21 - Air Cleaner Group

Ref.	Tennant Part No.	Machine Serial Number	Description	Qty.
	1	53783	(000000-) Bracket, Mtg, Air Cleaner	1
▽	2	58538	(000000-) Air Cleaner	1
▲	3	58120	(000000-) Element, Air Filter	1
▲	4	02740	(000000-) Clamp Assembly Dn	1
▲	5	02741	(000000-) Cup Assembly Dn	1
▲	6	07562	(000000-) Nut, Wing .44-20 Special	1
	7	51560-3	(000000-) Clamp,Mounting,Cyclopac Aircl.	2
	8	31524	(000000-) Hose, Molded, Air Intake	1
	9	14432	(000000-) Clamp-Wormdrive, 1.81- 2.75D	4
	10	03026	(000000-) Indicator,Service,Air Filter	1
	11	58346	(000000-) Tube - Carb. Air Intake	1
	12	59811	(000000-) Tube, Inlet, A Clnr	1
	13	30407	(000000-) Clip, Keeper, Open	1
	14	58121	(000000-) Element, Fltr, Air	1

Fig. 22 - Alternator and Engine Fan Group

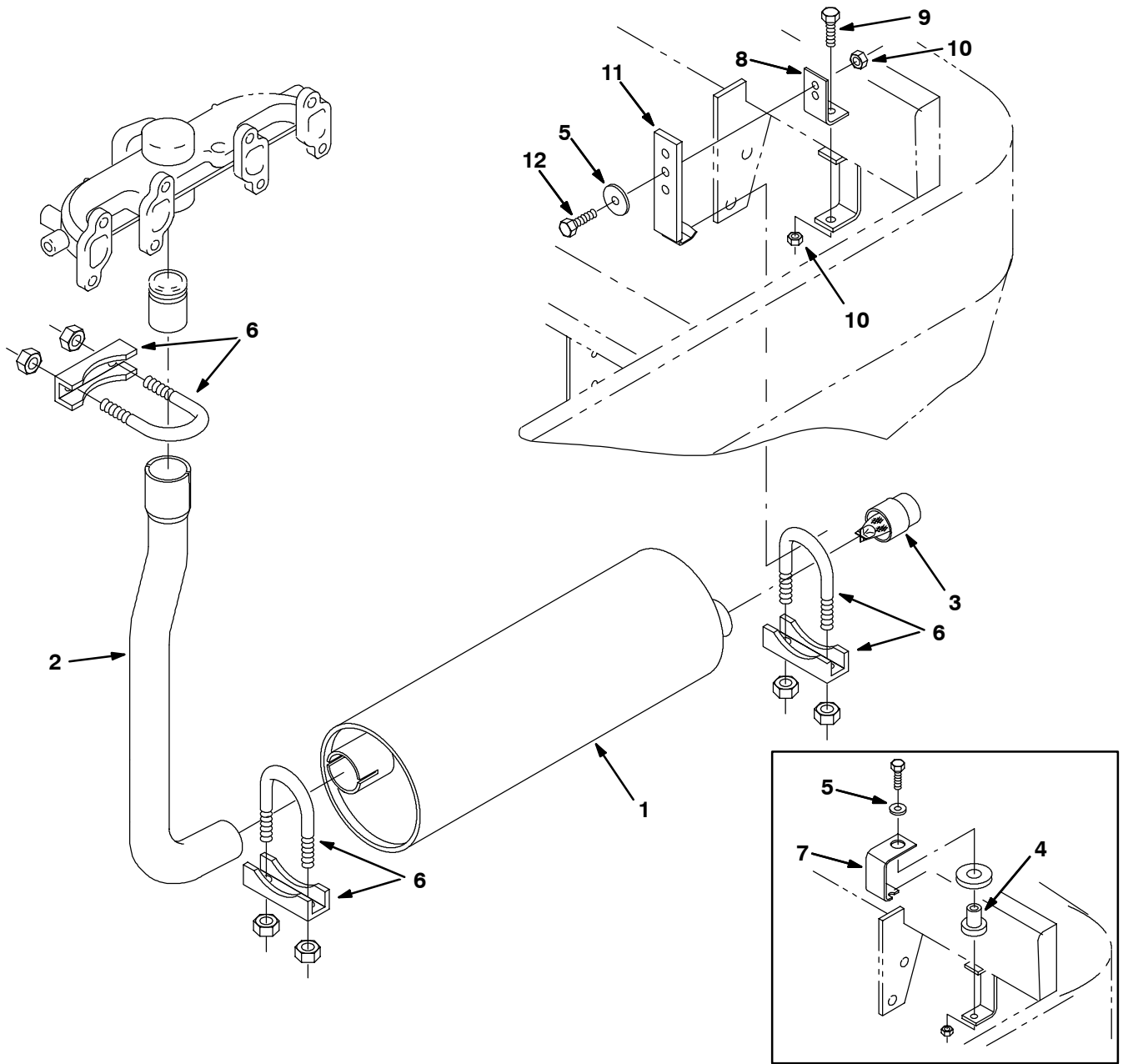
Alternator mount Hardware;
 35707 lower bolt (1)
 59156 lower nyloc nut (1)
 16931 upper bolt (1)
 32491 upper washer (1)



07072 - G, LP

Ref.	Tennant Part No.	Machine Serial Number	Description	Qty.
1	31526	(000000-)	Arm, Alternator	1
2	82731	(000000-)	Wire-Ground, Alternator	1
▽ 3	60559	(000000-)	Alternator, 50A/12V Mando	1
▲	61931	(000000-)	Regulator Assy Md	1
▲	86041	(000000-)	Bearing-Ball, .669B 1.575D 0.472W	1
▲	61529	(000000-)	Cplt Brush Kit Md	1
▲	61531	(000000-)	Rectifier Assy Md	1
▲	70160	(000000-)	Altrntr Pulley Md	1
4	30553	(000000-)	Sheave, Water Pump, 1Gr 4.25Od	1
5	30570	(000000-)	Spacer, Fan .88	1
6	30559	(000000-)	Fan, Pusher	1
7	57813	(000000-)	Scr-Soc M 6X1.0 35 Nylonloc	3
8	374516	(000000-)	Belt, V Hc41 X 32.5	1

Fig. 23 - Muffler Group



07074 - G, LP, NA

Ref.	Tennant Part No.	Machine Serial Number	Description	Qty.
1	55851	(000000-)	Muffler, Exhaust	1
2	55861	(000000-)	Tube, Exhaust	1
3	58193	(000000-)	Screen, Spark-Arresting	1
4	54274	(000000-006133)	Isolator-Vibration, 125lb. Rating	1
5	30013	(000000-)	Washer-Flt .31 Fender Pltd	1
6	24012	(000000-)	Clamp-Muffler,For 1.62 Od Tube	3
7	374677	(000000-006133)	Repl. Kit, Bracket	1
8	374676	(006134-)	Angle, Muffler Hanger	1
9	16931	(006134-)	Screw, Hex, M8	1
10	08709	(006134-)	Nut, Hex, M8	2
11	374691	(006134-)	Strap, Muffler Hanger	1
12	39277	(006134-)	Screw, Hex, M8	1

Fig. 24 - Fuel Tank Group, Gasoline

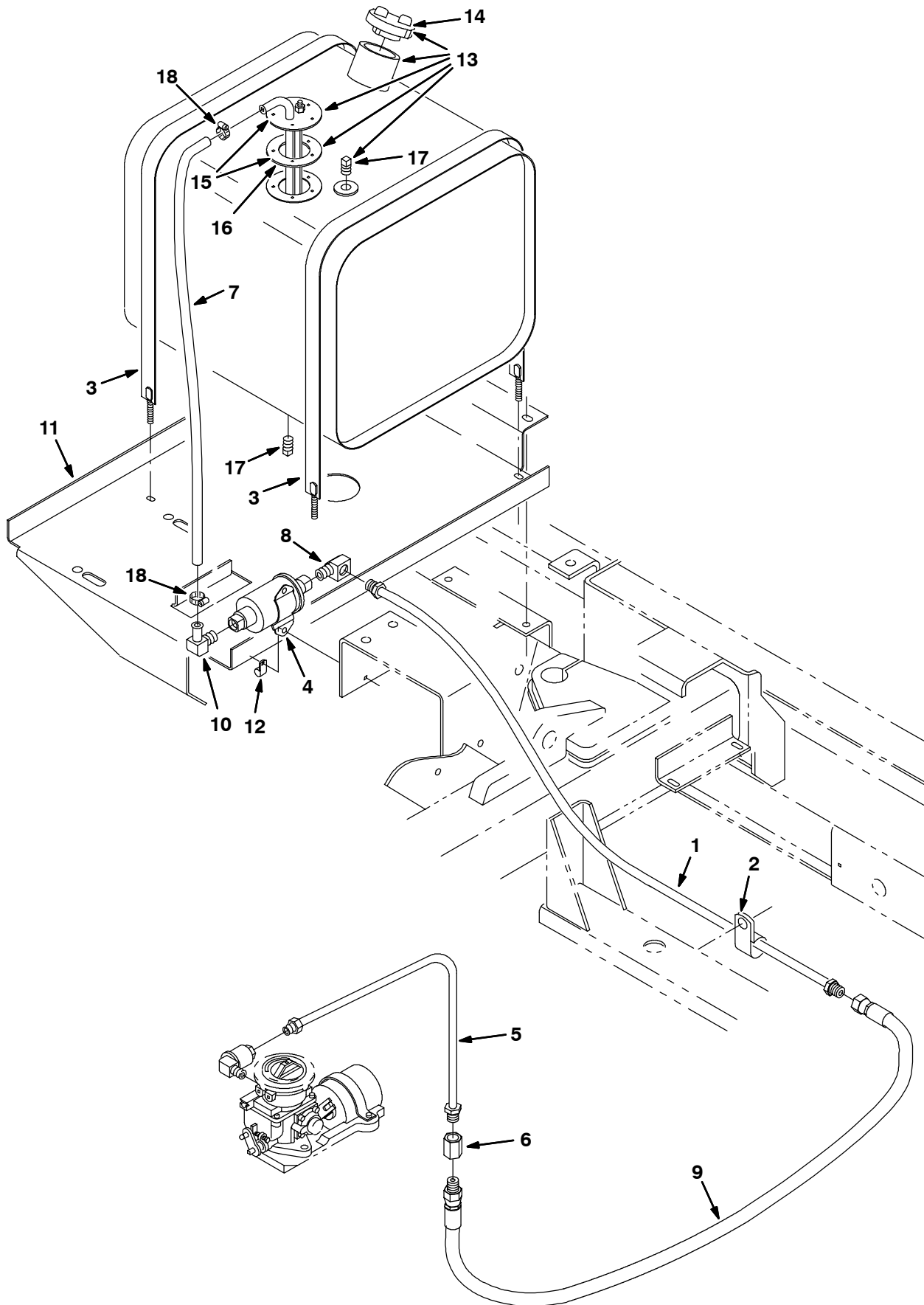


Fig. 24 - Fuel Tank Group, Gasoline

Ref.	Tenant Part No.	Machine Serial Number	Description	Qty.
1	72192	(000000-) Fuelline	1
2	76736	(000000-) Clamp-Cable, 0.38Dia 0.62Wth	1
3	87396	(000000-) Strap, Tank, Gas	2
4	59015	(000000-) Pump, Fuel	1
5	374526	(000000-) Fuelline	2
6	25610	(000000-) Ftg-Brs Str	1
7	82509	(000000-) Hose, Fuelline	1
8	15555-1	(000000-) Ftg-Brs E90 lf05/Pm02	1
9	70173	(000000-) Hose, Fuelline	1
10	53029	(000000-) Ftg-Brs E90	1
11	55222	(000000-) Tray, Gas	1
12	46236	(000000-) Clamp-Cable, 0.25Dia 0.56Wth	1
▽	13	72191	(000000-) Tank, Fuel, 9.4 Gal	1
▲	14	48267	(000000-) Cap, Gas	1
▲▽	15	74406	(000000-) Send Unit	1
▲▲	16	14131	(000000-) Gasket	1
▲	17	48126	(000000-) Ftg-Plug Npt 02Pm Sq Hd	2
	18	43844	(000000-) Clamp-Wormdrive, 0.25-0.62 D	2

Fig. 25 - Fuel Tank Group, LPG

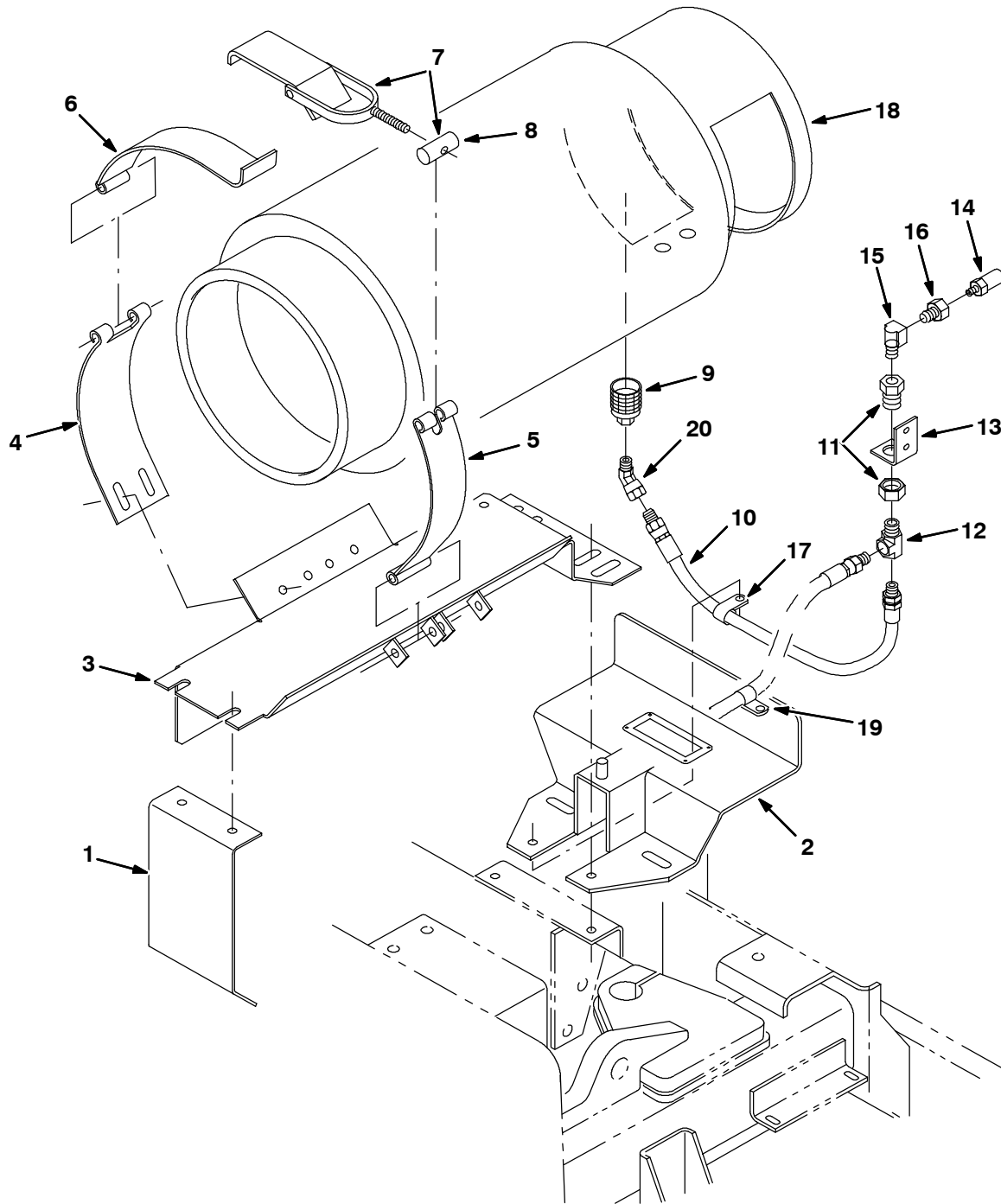


Fig. 25 - Fuel Tank Group, LPG

Ref.	Tennant Part No.	Machine Serial Number	Description	Qty.
1	70221	(000000-) Bracket, Mtg, LPG	1
2	72128	(000000-) Bracket Wldt, LPG w/label	1
3	10652	(000000-) Panel Wldt	1
4	58589	(000000-) Strap, Mtg.- Lp Tank	1
5	58590	(000000-) Strap, Tank Retainer - Lp	1
6	57297	(000000-) Strap, Hinge - Lp Tank Mtg	1
▽	7	53400-1	(000000-) Latch Assy, LPG Tank Mtg,W/Nut	1
▲	8	53400-4	(000000-) Nut, Adjustable, LPG Tank Mtg	1
9	26496	(000000-) Coupling,Quickdisc,, Shwd	1
10	22308-3	(000000-) Hose, Lpg, 4Lpg X 35.0Lg	1
11	78122	(000000-) Ftg,Bulkhead .25Npt Wh W21204	1
12	56976A	(000000-) Ftg-Tee Npt 04Pm- 04Pf- 04Pf	1
13	54343	(000000-) Bracket, Mtg, Relief Valve	1
14	24047	(000000-) Valve, Press Relief, LPG Rego	1
15	27048	(000000-) Ftg-EI90 Npt/Npt 04Pf/04Pm	1
16	59892	(000000-) Ftg-Str Npt/Npt 04Pf-04Pm	1
17	26395-1	(000000-) Clamp-Cable, 0.56Dia 0.38Wth	1
18	24928-1	(000000-) Tank-Lp,33#,Liq,Both,Fill Ga L	1
19	67767	(000000-) Clamp-Cable, 0.69Dia 0.62Wth	1
20	47720	(000000-) Ftg-Hyd E45 PM04/PF04	1

Fig. 26 - Radiator Group

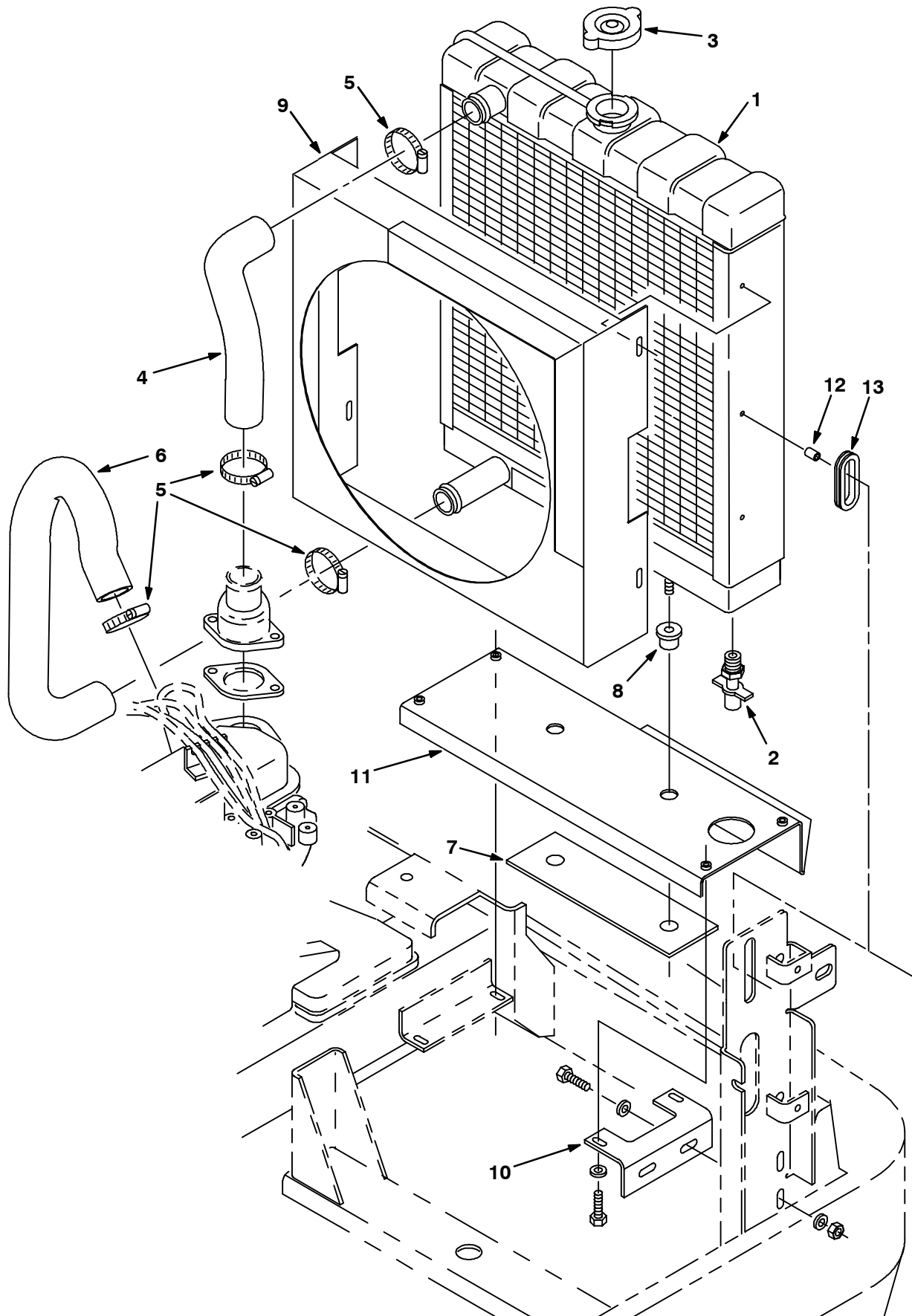
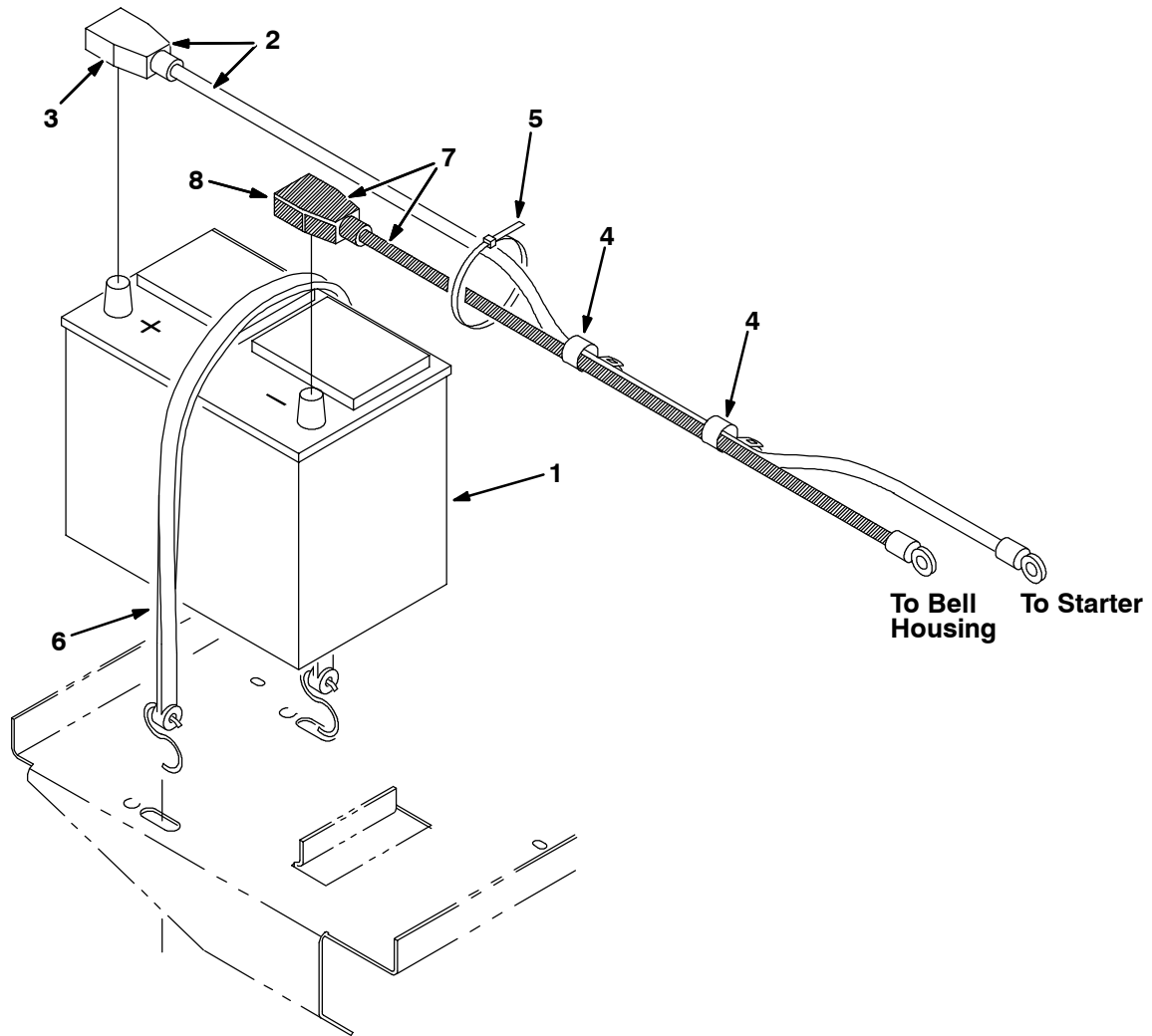


Fig. 26 - Radiator Group

Ref.	Tennant Part No.	Machine Serial Number	Description	Qty.
1	55225	(000000-) Radiator	1
2	54911-32	(000000-) Draincock,End.Block	1
3	31755	(000000-) Cap, Radiator	1
4	31517	(000000-) Hose, Radiator, Upper	1
5	11531	(000000-) Clamp-Wormdrive, 1.06- 2.00D	4
6	31518	(000000-) Hose, Radiator	1
7	59551	(000000-) Plate, Filler	1
8	54274	(000000-) Isolator-Vibration,60 Lb.Ratng	2
9	74394	(000000-) Guard, Fan, W/Label, Gas	1
10	72147	(000000-) Bracket, Radiator Mount	1
11	59550	(000000-) Channel, Mtg, Radiator	1
12	59881	(000000-) Spacer	1
13	10632-13	(000000-) Grommet,Rbr,1.50ld,For .19Matl	1

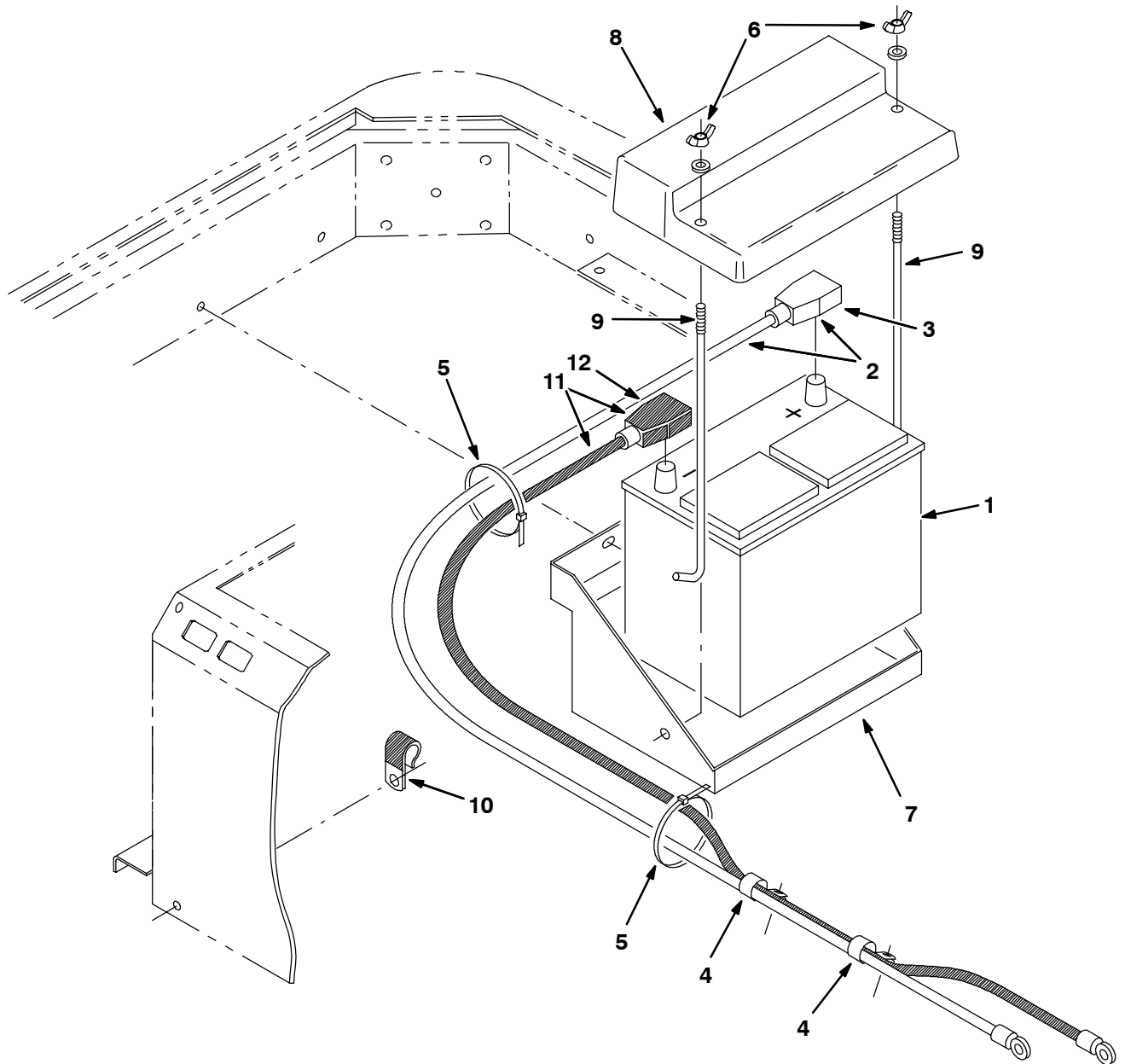
Fig. 27 - Battery Group, Gasoline



07080 - G, NA, JP

Ref.	Tennant Part No.	Machine Serial Number	Description	Qty.
	1	10137	(000000-) Battery, 12V, Cc Amps:475 Wet	1
▽	2	60292	(000000-) Wire Assy, 66.0 Lg, 2 Ga, Pos	1
▲	3	68873	(000000-) Boot, Batt. Term. 1-2 Ga Red	1
	4	67767	(000000-) Clamp-Cable, .69Dia. .62Wth	2
	5	49266	(000000-) Tie, Cable 1.75D Max 7.50Lg	2
	6	33671	(000000-) Strap,Rubber Tie-Down	1
▽	7	60295	(000000-) Cable, Battery, Neg 2 Ga 60.0L .41 Hole	1
▲	8	68872	(000000-) Boot, Batt. Term. 1-2 Ga Black	1

Fig. 28 - Battery Group, LPG



351737 - LP, NA, JP

Ref.	Tennant Part No.	Machine Serial Number	Description	Qty.	
1	10137	(000000-) Battery, 12V, Cc Amps:475 Wet	1	
▽	2	60294	(000000-) Wire Assy, 78.0 Lg, 2 Ga, Pos	1
▲	3	68873	(000000-) Boot, Batt. Term. 1-2 Ga Red	1
4	67767	(000000-) Clamp-Cable, .69Dia. .62Wth	2	
5	49266	(000000-) Tie, Cable 1.75D Max 7.50Lg	2	
6	39272	(000000-) Nut, Wing	2	
7	379733	(000000-) Tray, Battery, LPG	1	
8	71021	(000000-) Cover, Battery, LPG	1	
9	13015	(000000-) Bolt, Hold-Down	2	
10	30407	(000000-) Clip, Keeper, Open	1	
▽	11	60295	(000000-) Wire Assy, 60.0 Lg, 2 Ga, Neg	1
▲	12	68872	(000000-) Boot, Batt. Term. 1-2 Ga Black	1

Fig. 29 - Rear Drive Wheel Group

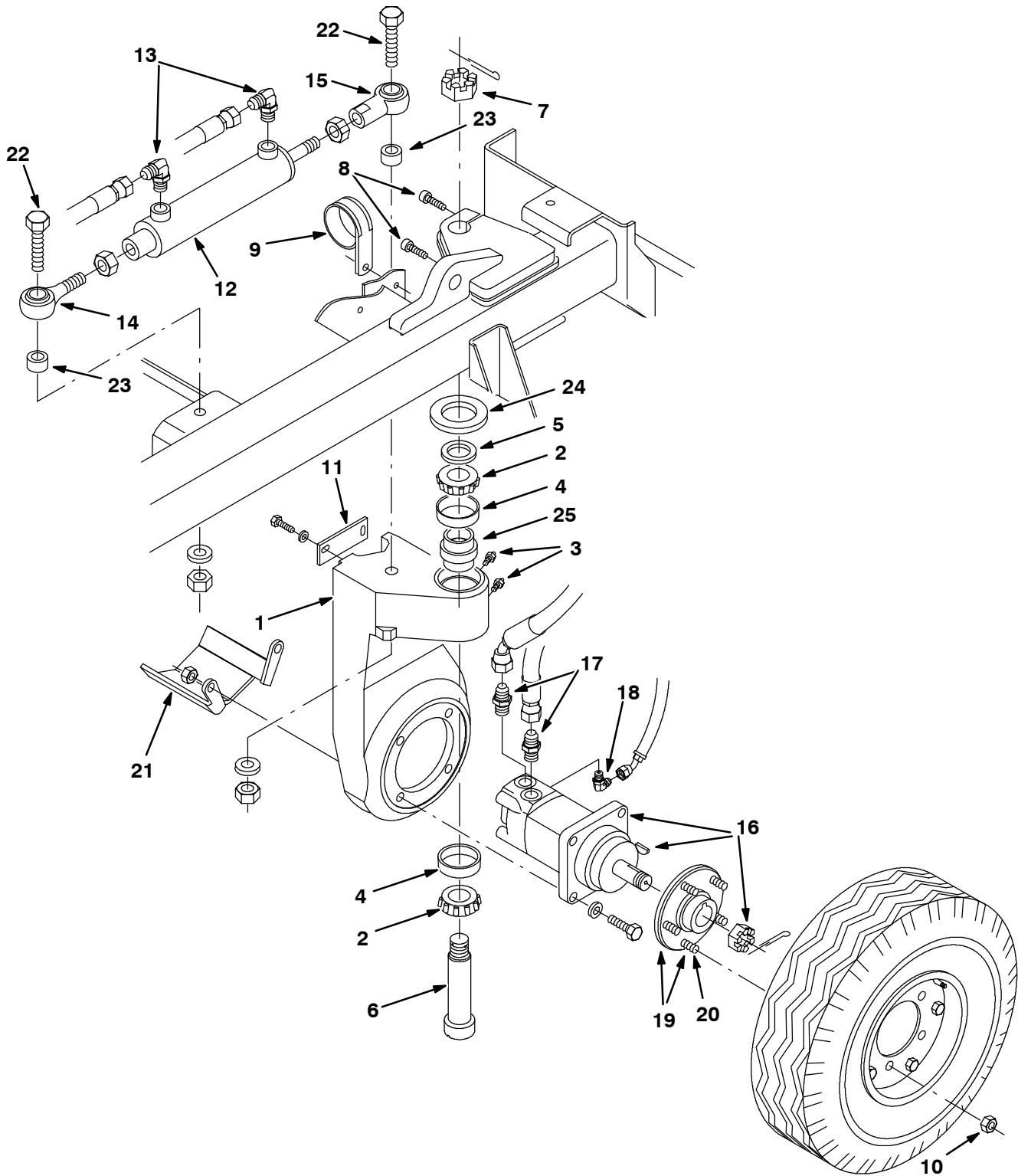


Fig. 29 - Rear Drive Wheel Group

Ref.	Tennant Part No.	Machine Serial Number	Description	Qty.	
1	374561	(000000-) Housing, Sppt, Wheel	1	
2	51339	(000000-) Bearing-Cone, 1.38Bore 0.71Wth	2	
3	47801	(000000-) Ftg, Grease.25-28Th Strt .63L	2	
4	51338	(000000-) Bearing-Cup , 2.56Dia 0.55Wth	2	
5	54051	(000000-) Washer, Thrust	1	
6	73281	(000000-) Pin, Wheel Support, Rear	1	
7	54052	(000000-) Nut-Hxslot 1.12-18 Pltd	1	
8	72926	(000000-) Scr Soc M16-2.0x50	2	
9	70157	(000000-) Clamp-Cable, 2.50Dia 1.00Wth Ss	1	
10	24339	(000000-) Nut-Wheel .50-20 60 Angle	5	
11	58842	(000000-) Plate - Hose Support	1	
12	53601	(000000-) Cylinder-Hyd (See Breakdowns)	1	
13	56820	(000000-) Ftg-Hyd E90 Jm06/Om06	2	
14	64886	(000000-) Balljoint, Rod End	1	
15	64887	(000000-) Balljoint, Rod End	1	
16	361025	(000000-005544) Motor-Hyd Gear (See Breakdowns)	1	
16	374559	(005545-) Motor-Hyd Gear (See Breakdowns)	1	
17	46480	(000000-) Ftg-Hyd Str Jm10/Om10	2	
18	77097	(000000-) Ftg-Hyd E90 Jm04/Om04	1	
▽	19	82239	(000000-) Hub & Stud Assy	1
▲	20	32126	(000000-) Stud, Wheel .50-20 x 1.50	5
	21	72155	(000000-) Bracket, Drive Motor	1
	22	374553	(000000-) Scr-Hex .75-10x3.50 Pltd	2
	23	374552	(000000-) Tube, 1.25D 0.75B 0.8L Stl	2
	24	374563	(000000-) Washer, 2.156B 3.5D .16 Felt	1
	25	374560	(000000-) Seal, Rear Drive Grease Cavity	1

Fig. 30 - Rear Wheel Assembly

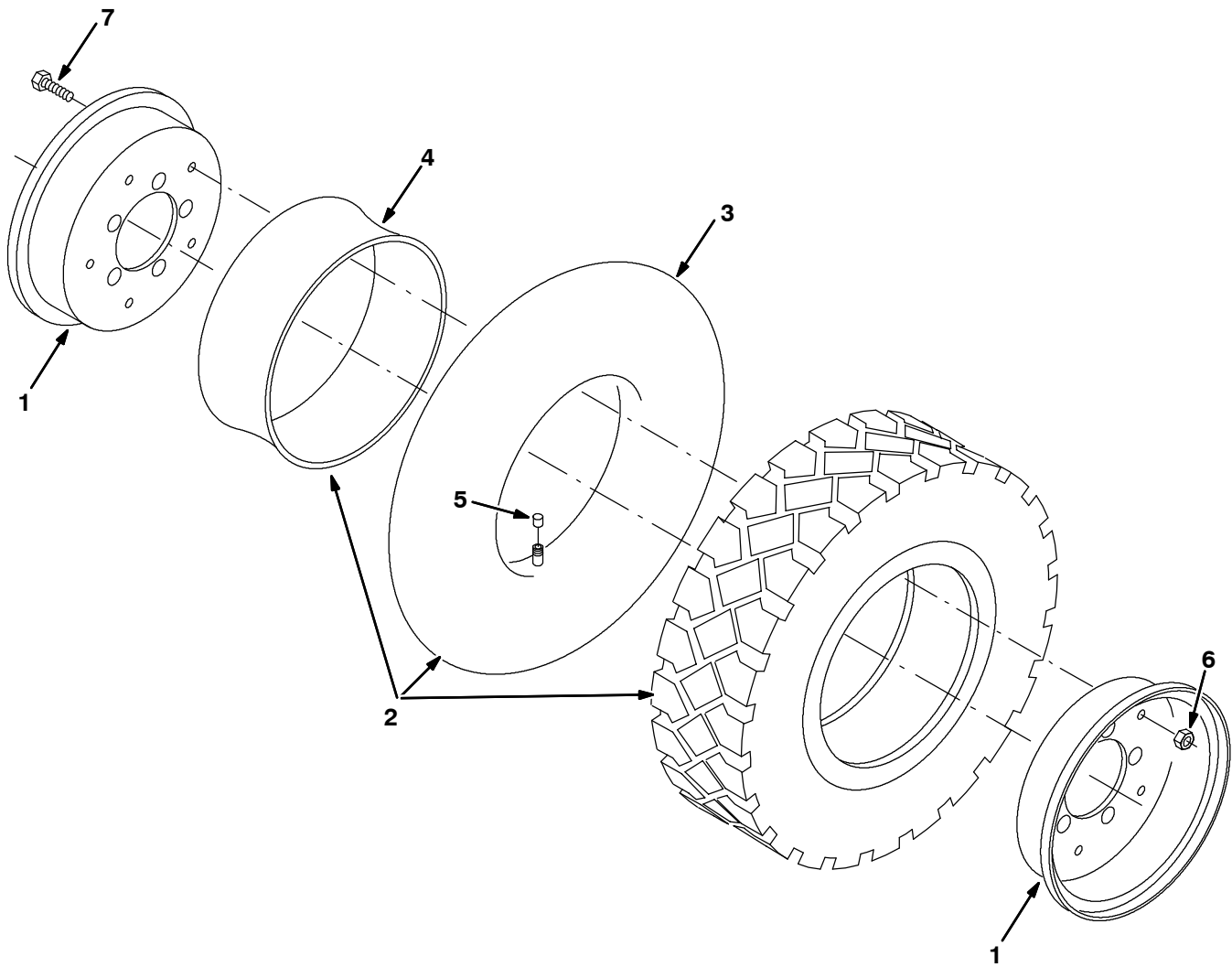


Fig. 30 - Rear Wheel Assembly

	Ref.	Tennant Part No.	Machine Serial Number	Description	Qty.
▽		70287	(000000-) Tire & Rim Assy, 5.70/5.00R-8	1
▲	1	53818	(000000-) Rim Assembly	1
▲▽	2	53819	(000000-) Tire, Tube and Flap Assembly	1
▲▲	3	70280	(000000-) Tube, Inner -5.00R-8, Js2 Valve	1
▲▲	4	53819-2	(000000-) Flap, Tube	1
▲	5	45786	(000000-) Cap, Valve Stem	1
▲	6	41430	(000000-) Nut, Hxlocnyln M10x1.5	5
▲	7	370181	(000000-) Screw-Hx M10x1.5 Pltd	5

Fig. 31 - Front Wheel and Brakes Group

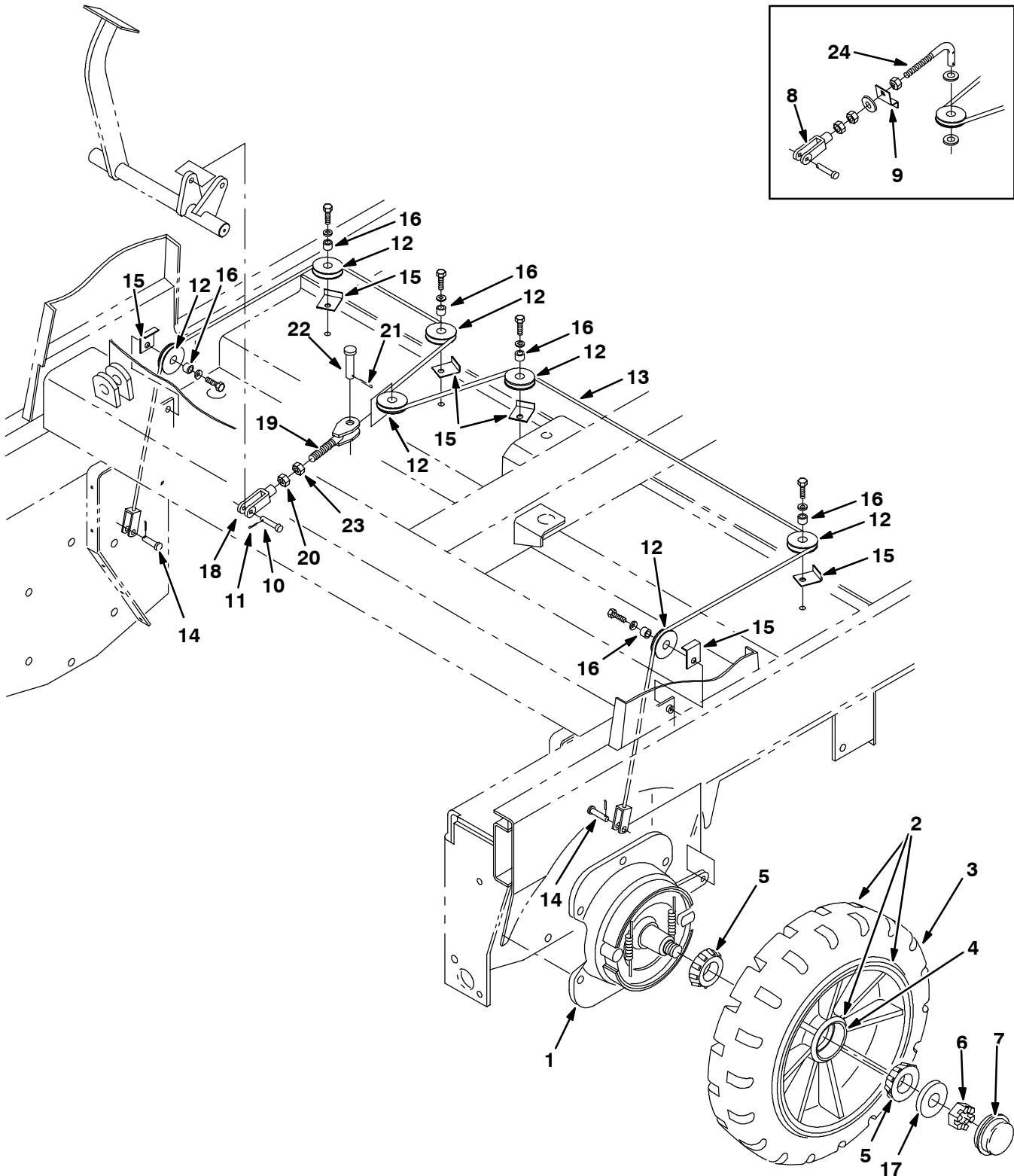


Fig. 31 - Front Wheel and Brakes Group

	Ref.	Tennant Part No.	Machine Serial Number	Description	Qty.
▽	1	54577	(000000-) Brake Assy	2
▲		66211	(000000-) Brake Shoes	2
▲▽		66213	(000000-) Brake Repair Kit	1
▲▲		70161	(000000-) Chrome Pltd Cam Shft	1
▲		70158	(000000-) Return Spring-Brakes	2
▽	2	54437	(000000-) Wheel Assy	2
▲	3	54567	(000000-) Tire,18X5X12.12 Solid	1
▲	4	51338	(000000-) Bearing-Cup , 2.56Dia 0.55Wth	2
	5	51339	(000000-) Bearing-Cone, 1.38Bore 0.71Wth	4
	6	14242	(000000-) Nut-Hxslot 1.00-20 Pltd	2
	7	54390	(000000-) Cap, Hub	2
	8	54467	(000000-020052) Clevis, Adjustable	1
	9	58288	(000000-020052) Clip, Cable	1
	10	86240	(000000-) Pin Clevis .375 Dia X 1.13 Lg	1
	11	39005	(000000-) Pin, Cotter, .094 X 0.75	1
	12	369781	(000000-) Pulley, Cable, 1.5D, Nyl	7
	13	54617	(000000-) Cable, Brake, Service	1
	14	09088	(000000-) Pin,Clevis,0.37 Dia.X 1.00 Lg	2
	15	54400	(000000-) Angle, Cable Keeper	6
	16	222460	(000000-) Spacer, Pulley	6
	17	32969	(000000-) Washer-flt 1.00 Pltd	2
	18	374710	(020053-) Clevis, Adj, 0.38pin, 0.50 - 20	1
	19	71373	(020053-) Clevis Wldt, Adj, .50pin 0.50-20, PI	1
	20	39313	(020053-) Nut, Hex, Std, M12 X 1.75	1
	21	08182	(020053-) Pin, Cotter, .125 X 1.00	1
	22	58078	(020053-) Pin, Clevis, 0.50 D X 1.25l	1
	23	48985	(020053-) Nut, Hex, Jam, .50-20	1
	24	374711	(000000-020052) Kit, Replmt, Connector, Cable, Brake	1

Fig. 32 - Brake Lever and Pedal Group

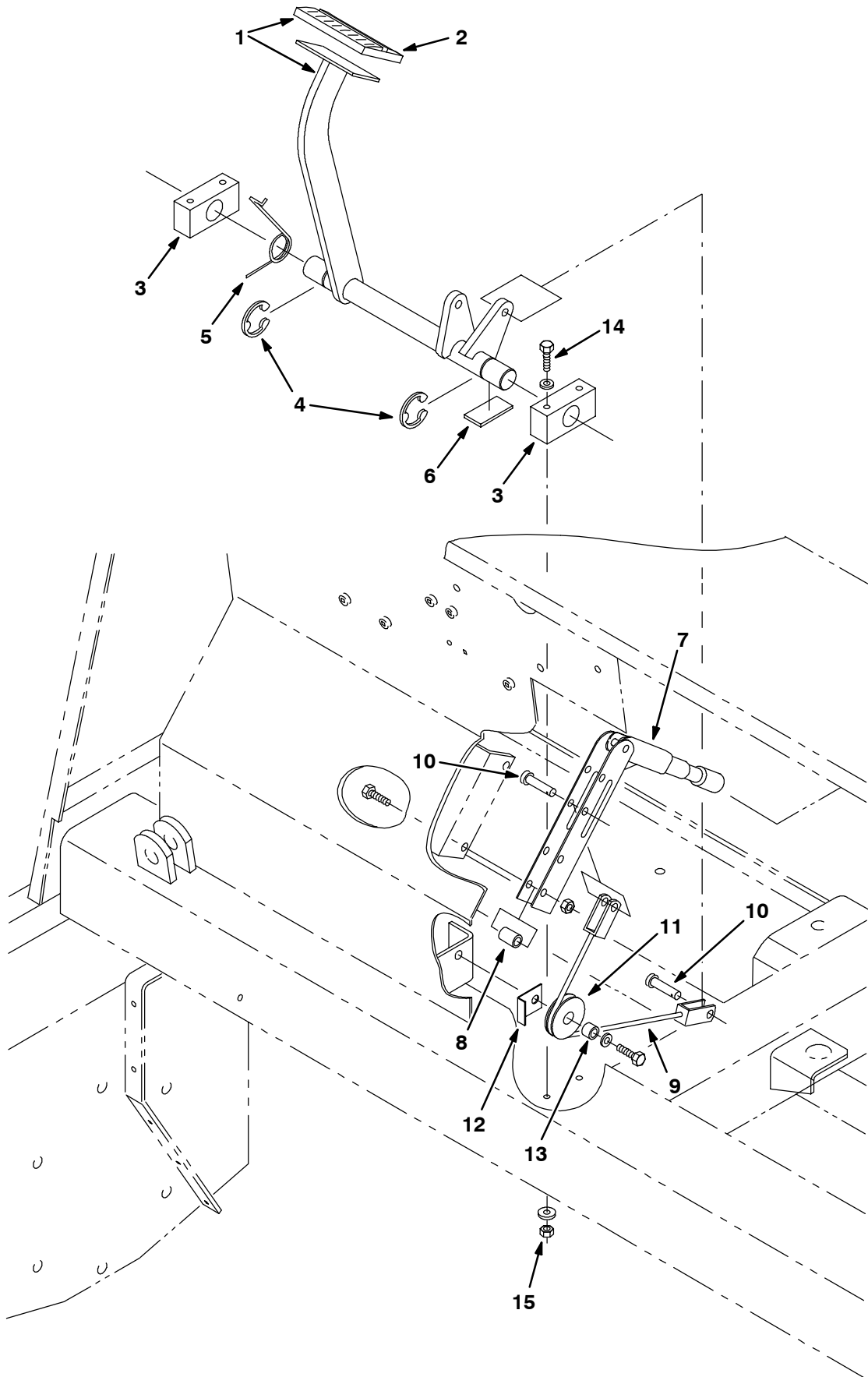


Fig. 32 - Brake Lever and Pedal Group

	Ref.	Tennant Part No.	Machine Serial Number	Description	Qty.
▽	1	72132	(000000-) Shaft Wldt, Brake w/pad	1
▲	2	51109	(000000-) Pad	1
	3	86751	(000000-) Brg, Brake	2
	4	23788	(000000-) Ring-Retain, Ex, 0.98OD, E-Ring	2
	5	54607	(000000-) Spring, Torsion	1
	6	69933	(000000-) Pad, Rubber	1
	7	51545	(000000-) Lever, Brake	1
	8	51562	(000000-) Sleeve, .344B .50D .81 Cr.Anc	2
	9	54616	(000000-) Cable, Parking Brake	1
	10	86240	(000000-) Pin Clevis .375 Dia X 1.13 Lg	2
	11	369781	(000000-) Pulley, Cable, 1.5D, Nyl	1
	12	54400	(000000-) Angle, Cable Keeper	1
	13	222460	(000000-) Spacer, Pulley	1
	14	58979	(000000-) Scr-Hexss M6 x 1.0	4
	15	08712	(000000-) Nut-Hxlocnyln M6 x 1.0 Regss	4

Fig. 33 - Directional Pedal Group

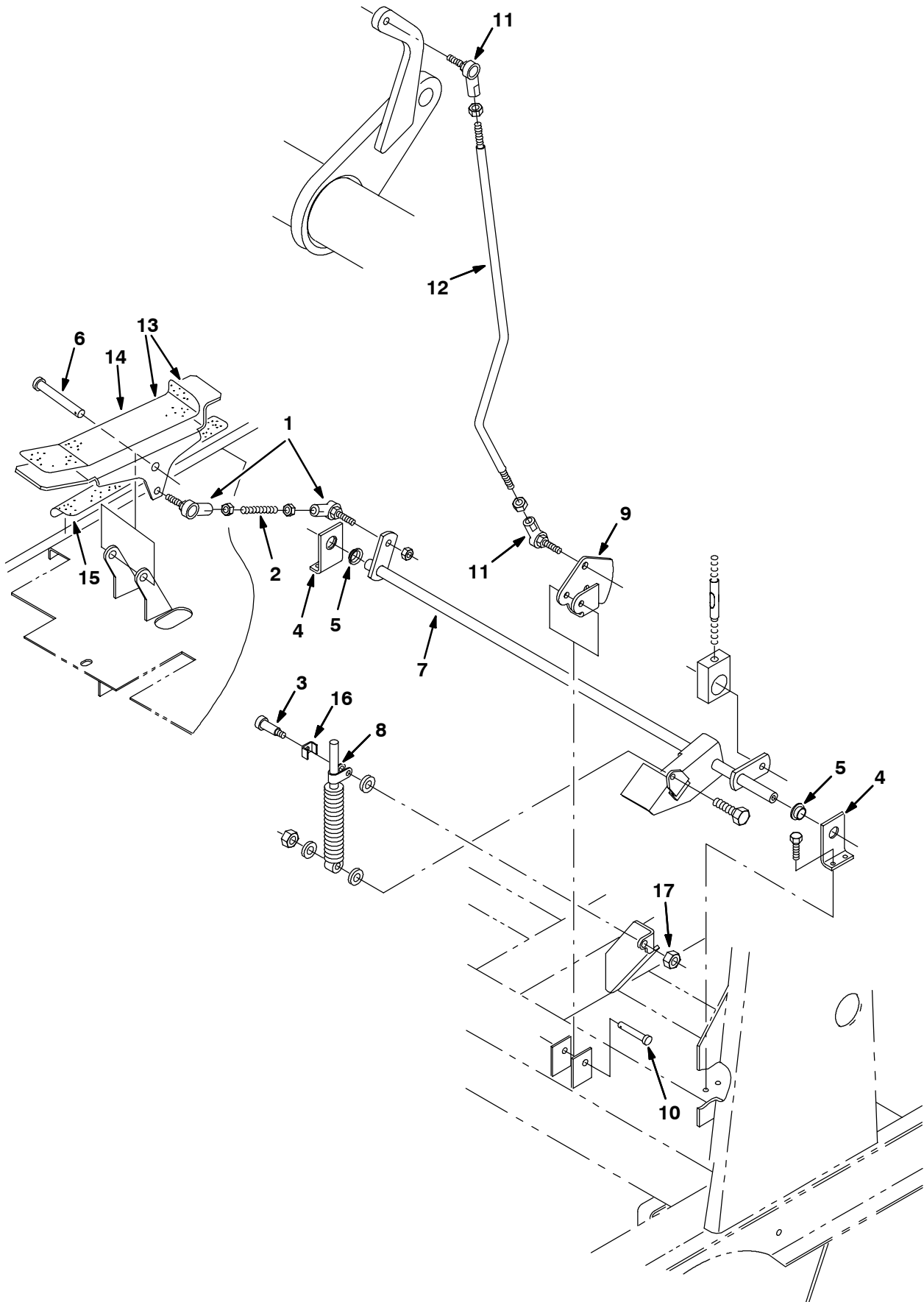


Fig. 33 - Directional Pedal Group

Ref.	Tennant Part No.	Machine Serial Number	Description	Qty.	
1	05686	(000000-) Rod-End M10X1.5 W/Stud	2	
2	54996	(000000-) Rod, Adjusting	1	
3	16213	(000000-) Scr-Shld .312Dx1.00L .25-20	1	
4	53927	(000000-) Bracket Sppt, Control Rod	2	
5	04843	(000000-) Bearing, Flange .625 Bore	2	
6	67290	(000000-) Pin,Clevis,0.50 Dia.X 3.75 Lg	1	
7	74475	(000000-) Rod Weldt, Drive Linkage	1	
8	73411	(000000-) Shock Absorber	1	
9	379732	(000000-) Bracket, Speed Limiter	1	
10	51813	(000000-) Pin,Clevis,0.37 Dia.X 2.12 Lg	1	
11	05686	(000000-) Rod-End M10X1.5 W/Stud	2	
12	374520	(000000-) Rod, Speed Limiter, Adjusting, Rh	1	
▽	13	72129	(000000-) Pedal, Propel w/pad	1
▲	14	75430	(000000-) Pad, Tread	1
	15	75430	(000000-) Pad, Tread	1
16	84170	(000000-) Bracket, Retainer	1	
17	75934	(000000-) Nut-Hxlocnyln .25-20 Thin Pltd	1	

Fig. 34 - Hydraulic Pump Linkage Group

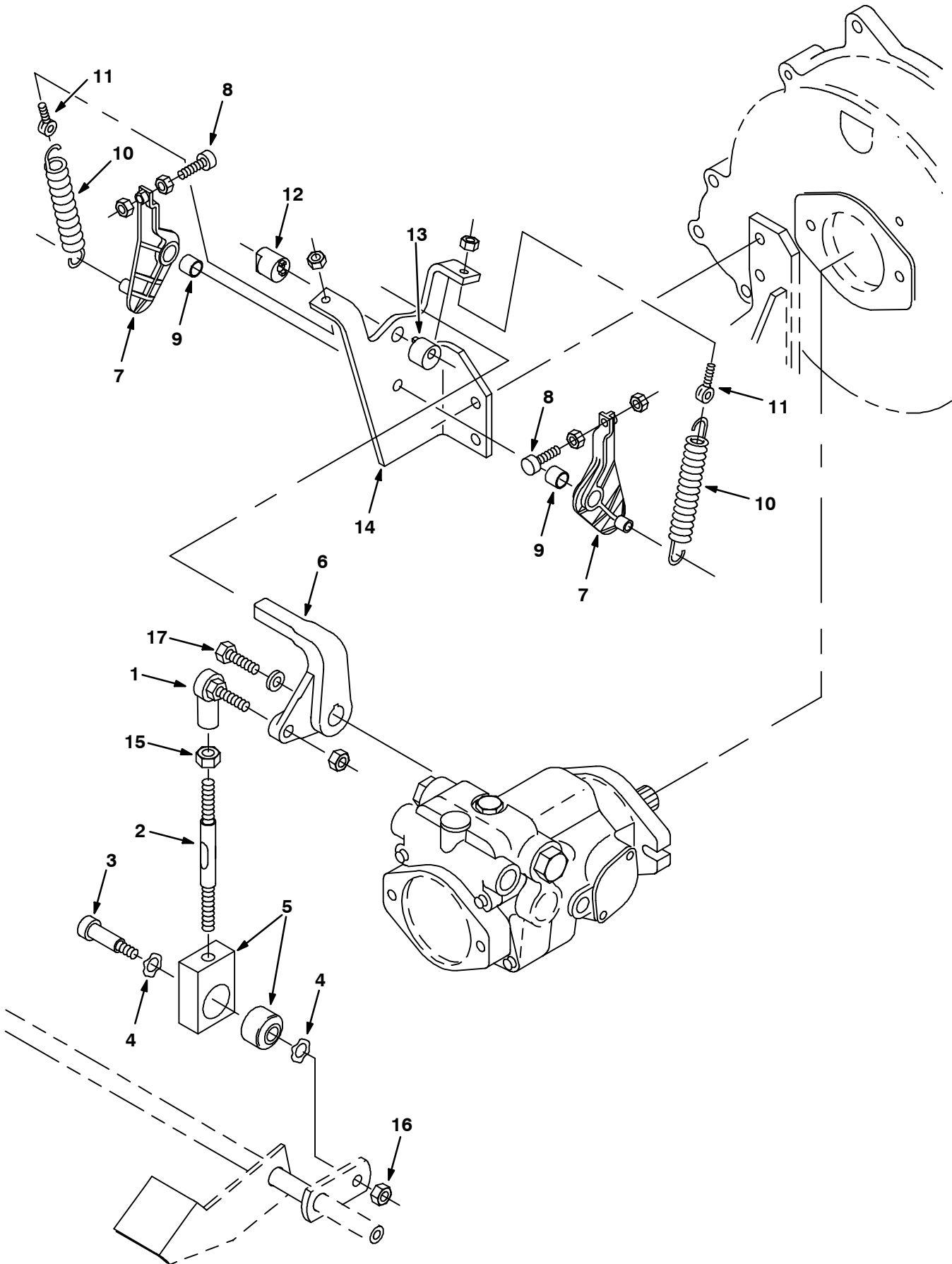


Fig. 34 - Hydraulic Pump Linkage Group

Ref.	Tennant Part No.	Machine Serial Number	Description	Qty.
1	05686	(000000-) Rod-End M10X1.5 W/Stud	1
2	54015	(000000-) Rod, Adjusting	1
3	86791	(000000-) Scr-Shld .500Dx1.25L .38-16	1
4	52508	(000000-) Washer-Wavy Spring,#Ww-381-&-8	2
5	54997	(000000-) Bracket Assy, Isolator	1
6	54999	(000000-) Arm, Control, Pintle	1
7	53953	(000000-) Arm	2
8	54205	(000000-) Bumper, Threaded	2
9	63234	(000000-) Sleeve, Bearing	2
10	11842	(000000-) Sprng,Tens,0.75Odx.12Wire 3.4L	2
11	48079	(000000-) Bolt-Eye, .25-20Th .25B 1.4L	2
12	53947	(000000-) Cam	1
13	54655	(000000-) Cam	1
14	53950	(000000-) Bracket, Propel	1
15	09775	(000000-) Nut-Hx Stdss M10x1.5 Left	1
16	36643	(000000-) Nut-Hxlocnyln .38-16 Thin Pltd	1
17	50045	(000000-) Scr-Hex .31-24x0.62 Pltd	1

Fig. 35 - Hopper Group (Metal Hopper)

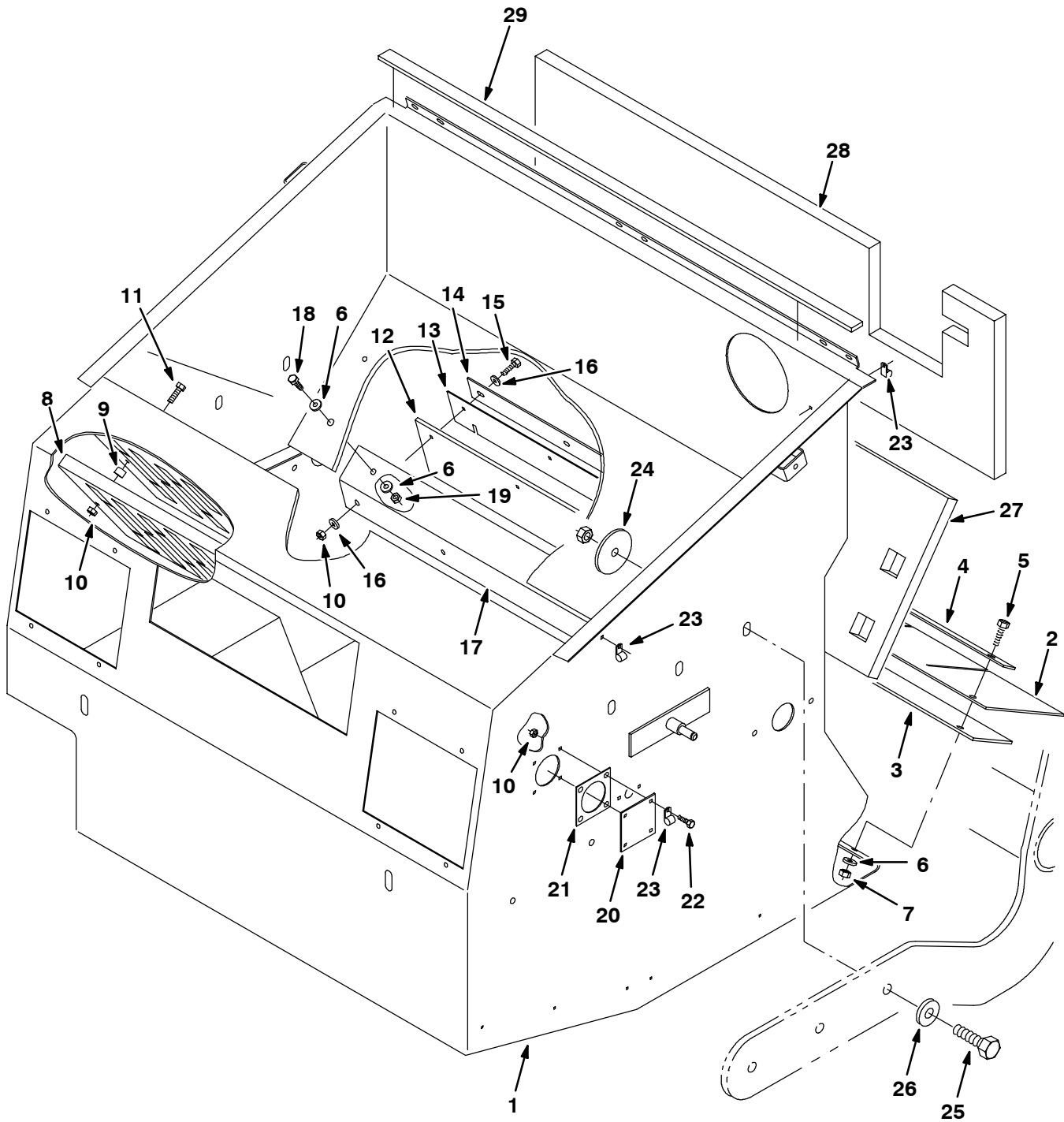


Fig. 35 - Hopper Group (Metal Hopper)

Ref.	Tennant Part No.	Machine Serial Number	Description	Qty.
1	379535	(000000-005639)	Hopper Wldt	1
2	59680	(000000-005639)	Skirt, Lip	1
3	59681	(000000-005639)	Skirt, Lip	1
4	55890	(000000-005639)	Strap, Main Lip	1
5	09010	(000000-005639)	Screw, Hex, M08-1.25 X 25, Ss	5
6	01685	(000000-005639)	Washer, Flat, .31 Ss	8
7	08713	(000000-005639)	Nut, Hex, Lock, M08-1.25,NI,Ss	5
8	55021	(000000-005639)	Filter, Dust, Panel, Perma Filter	1
9	82483	(000000-005639)	Tube	2
10	08712	(000000-005639)	Nut, Hex, Lock, M06-1.0, NI,Ss	12
11	33930	(000000-005639)	Screw, Hex, M06-1.0 X 40, Ss	2
12	58103	(000000-005639)	Seal	1
13	59105	(000000-005639)	Seal	1
14	55884	(000000-005639)	Strap	1
15	09007	(000000-005639)	Screw, Hex, M06-1.0 X 25, Ss	6
16	01684	(000000-005639)	Washer, Flat, .25 Ss	12
17	55879	(000000-005639)	Angle	1
18	09740	(000000-005639)	Screw, Hex, M08-1.25 X 20, Ss	3
19	07791	(000000-005639)	Nut, Hex, Flange, M08-1.25	3
20	59189	(000000-005639)	Plate	1
21	55965	(000000-005639)	Seal	1
22	15678	(000000-005639)	Screw, Hex, M06-1.0 X 16, Ss	4
23	40678	(000000-005639)	Clamp, Cable	3
24	72159	(000000-005639)	Washer, .562b 3.03 D .25hr	6
25	69972	(000000-005639)	Screw, Hex, M12-1.75 X 40,10.9	6
26	36328	(000000-005639)	Washer, Belleville, .50	6
27	59814	(000000-005639)	Insulation, Acoustic, Hopper	1
28	59821	(000000-005639)	Insulation, Acoustic, Hopper	1
29	379785	(000000-005639)	Seal, Foam Rubber	1

Fig. 36 - Hopper Group (Plastic Hopper)

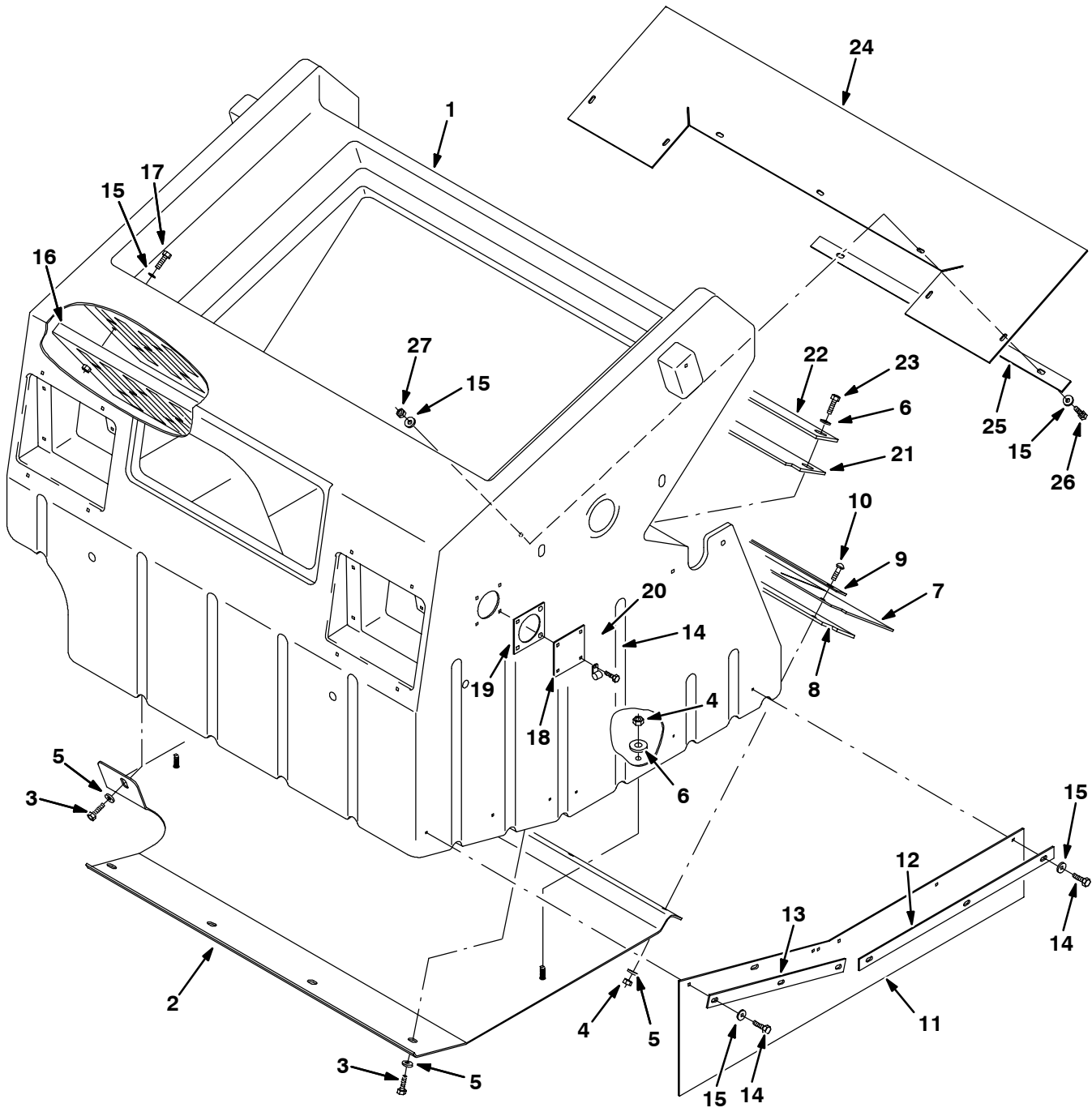


Fig. 36 - Hopper Group (Plastic Hopper)

Ref.	Tennant Part No.	Machine Serial Number	Description	Qty.
1	379590	(005640-) Hopper, Molded	1
2	379707	(005640-) Plate, Support, Hopper	1
3	49826	(005640-) Screw, Hex, M08-1.25 X 16, Ss	5
4	08713	(005640-) Nut, Hex, Lock, M08-1.25,NI,Ss	7
5	01685	(005640-) Washer, Flat, .31 Ss	10
6	379829	(005640-) Washer, .34B 1.50D	9
7	379706	(005640-) Skirt, Lip	1
8	379705	(005640-) Skirt, Lip	1
9	379704	(005640-) Strap, Main Lip	1
10	379792	(005640-) Bolt, Carriage M8x1.25Pltd	5
11	54089	(005640-) Skirt, Side, SBDC, Lh	1
12	379831	(005640-) Plate, Retainer	1
13	379814	(005640-) Plate, Retainer	1
14	11329	(005640-) Screw, Hex, M06-1.0 X 16, Ss	10
15	01684	(005640-) Washer, Flat, .25 Ss	16
16	379812	(005640-) Panel Wldt, Perma Filter	1
17	33930	(005640-) Screw, Hex, M06-1.0 X 40, Ss	2
18	59189	(005640-) Plate	1
19	55965	(005640-) Seal, Vac Wand	1
20	46236	(005640-) Clamp, Cable 0.25D 0.56W Stl	1
21	379727	(005640-) Wiper Door	1
22	379726	(005640-) Strap, Wiper, Door	1
23	59658	(005640-) Screw, Hex, M08-1.25 X 25, Ss	7
24	379834	(005640-) Seal, Pocket, Hopper	1
25	379835	(005640-) Plate, Retainer	1
26	08716	(005640-) Screw, Hex, M06-1.0 X 20, Ss	5
27	08712	(005640-) Nut, Hex, Lock, M06-1.0, NI,Ss	5

Fig. 37 - Hopper Dump Door Group (Metal Hopper)

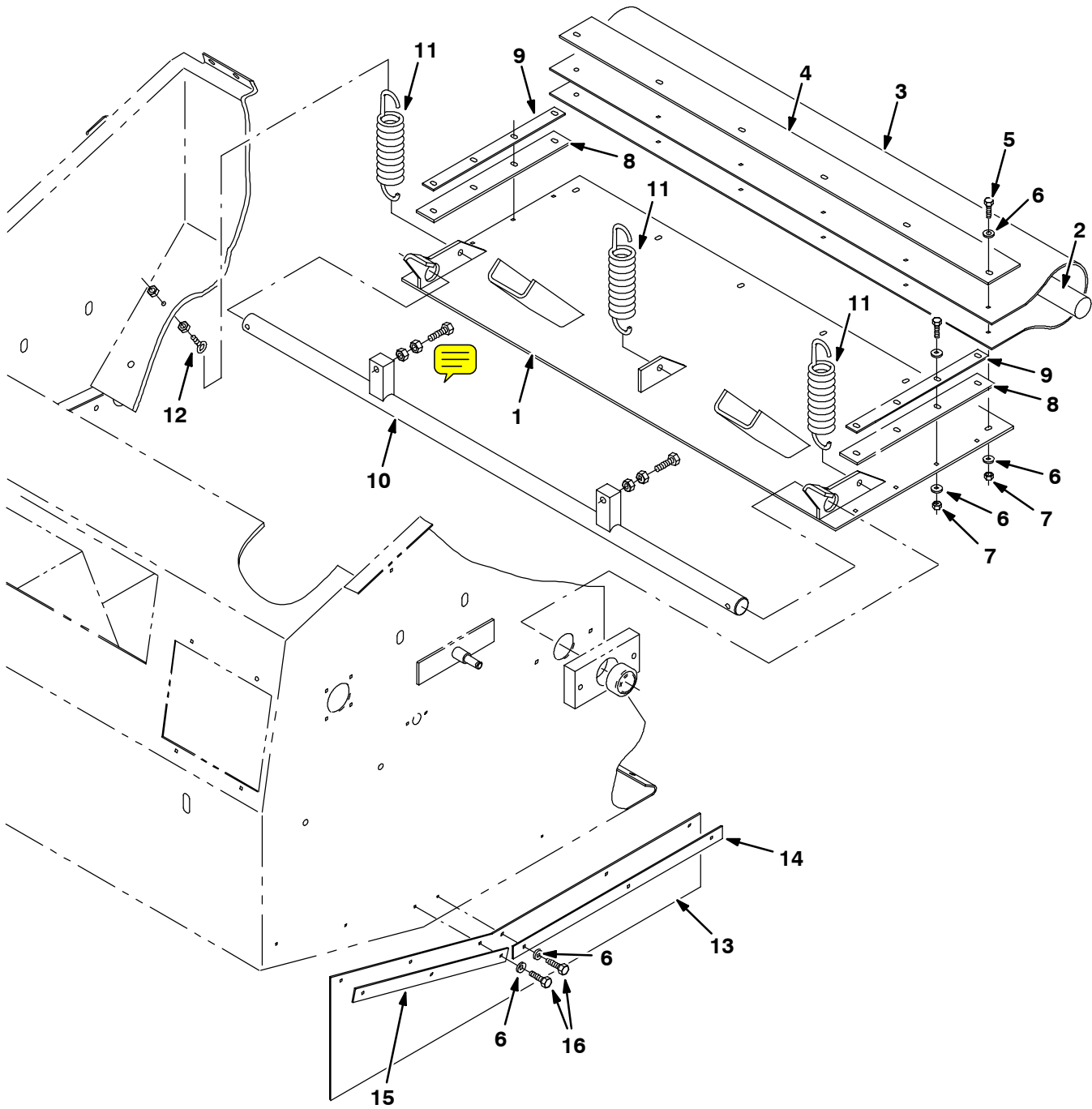


Fig. 37 - Hopper Dump Door Group (Metal Hopper)

Ref.	Tennant Part No.	Machine Serial Number	Description	Qty.
1	374507	(000000-005639)	Door Wldt, Dump	1
2	55864	(000000-005639)	Cord, Sponge	1
3	59685	(000000-005639)	Seal	1
4	59686	(000000-005639)	Strap	1
5	09007	(000000-005639)	Screw, Hex, M06-1.0 X 25, Ss	14
6	01684	(000000-005639)	Washer, Flat, .25 Ss	34
7	08712	(000000-005639)	Nut, Hex, Lock, M06-1.0, NI,Ss	14
8	59687	(000000-005639)	Seal	2
9	59688	(000000-005639)	Strap	2
10	55889	(000000-005639)	Rod	1
11	55892	(000000-005639)	Spring, Tension	3
12	11893	(000000-005639)	Bolt, Eye, .25-20x1.5x .56 Eye	3
13	54089	(000000-005639)	Skirt	1
14	54013	(000000-005639)	Plate, Retainer	1
15	54014	(000000-005639)	Plate, Retainer	1
16	12459	(000000-005639)	Screw, Hex, Fmg, M06-1.0 X 20	6

Fig. 38 - Hopper Cylinder and Dust Door Group (Metal Hopper)

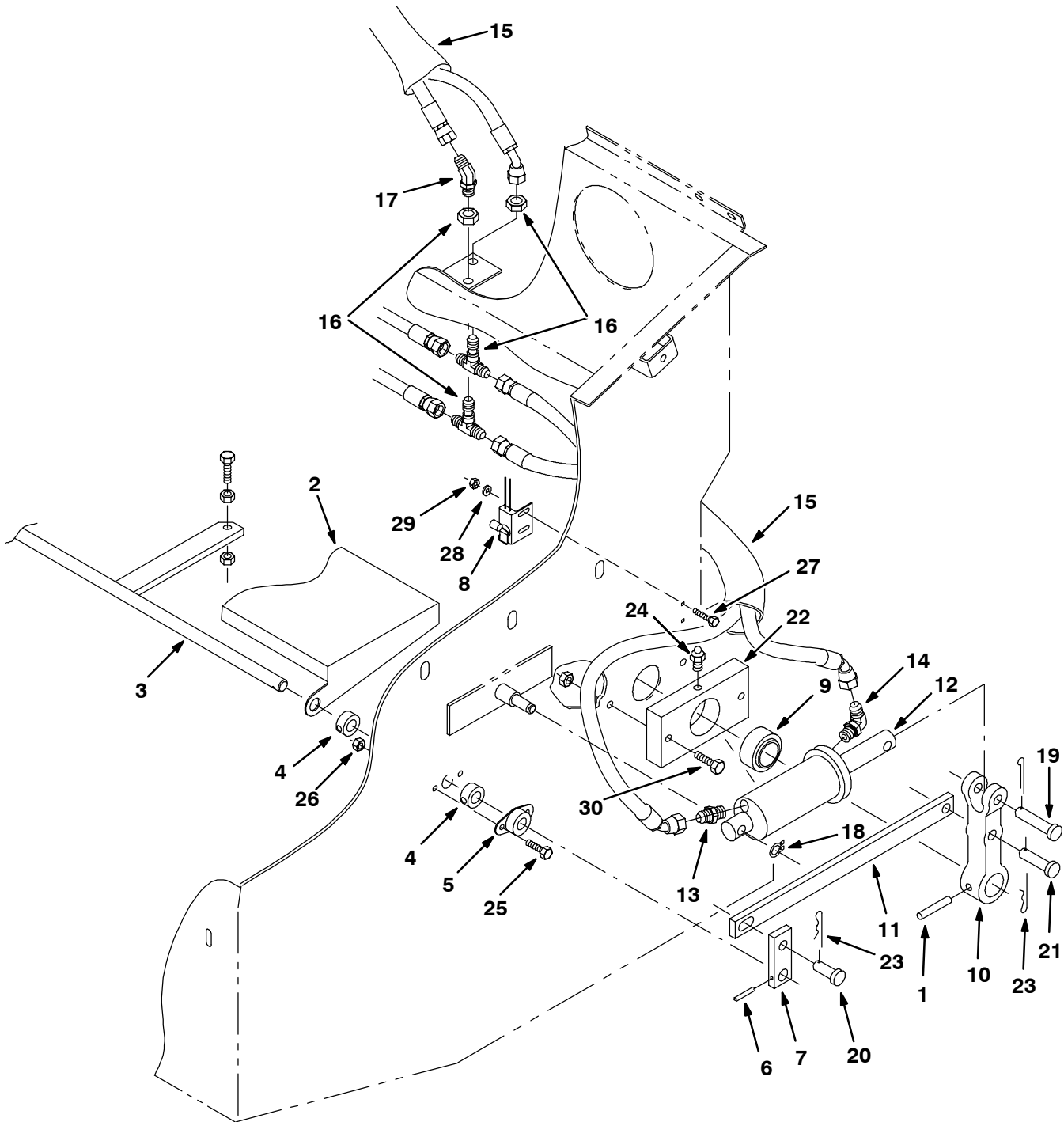


Fig. 38 - Hopper Cylinder and Dust Door Group (Metal Hopper)

Ref.	Tennant Part No.	Machine Serial Number	Description	Qty.
1	51317	(000000-005639)	Pin,Roll,.38Odx2.00L,.375/.382	2
2	53910	(000000-005639)	Door, Dust	1
3	53915	(000000-005639)	Rod Wldt	1
4	34725	(000000-005639)	Collar, Locking	4
5	34096	(000000-005639)	Bearing-Flange,2 Hole .625Bore	2
6	26103	(000000-005639)	Pin,Roll,.18Odx1.25L,.187/.192	2
7	59966	(000000-005639)	Bar, Link	2
8	59965	(000000-005639)	Switch Assy, Roller	1
9	42120-1	(000000-005639)	Bearing-Self Align 1.250 Bore	2
10	78787	(000000-005639)	Yoke, Pivot, Machining	2
11	55893	(000000-005639)	Bar, Link	2
12	54096	(000000-005639)	Cylinder-Hyd,2.0X 4.0Da2500Psi	2
13	55586	(000000-005639)	Ftg-Hyd Str Jm04/Om04	2
14	77097	(000000-005639)	Ftg-Hyd E90 Jm04/Om04	2
15	87677	(000000-005639)	Sleeve-Nyln #20 20.0L	3
16	34392	(000000-005639)	Ftg-Hyd Tee Jm04Jmbjm	2
17	68441	(000000-005639)	Ftg-Hyd E45 Jm04/Jf04	1
18	23524	(000000-005639)	Ring,Retain,Ex,0.50Od,Selflock	2
19	11211	(000000-005639)	Pin,Clevis,0.50 Dia.X 2.25 Lg	2
20	58078	(000000-005639)	Pin,Clevis,0.50 Dia.X 1.25 Lg	2
21	51534	(000000-005639)	Pin,Clevis,0.50 Dia.X 2.00 Lg	2
22	55914	(000000-005639)	Hub, Pivot	2
23	08182	(000000-005639)	Pin, Cotter	4
24	47801	(000000-005639)	Ftg, Grease .25-28Th Strt .63L	2
25	09744	(000000-005639)	Screw, Hex, M06-1.0 X 12, Ss	4
26	08712	(000000-005639)	Nut, Hex, Lock, M06-1.0, NI,Ss	4
27	24199	(000000-005639)	Screw, Hex, M05-0.8 X 16, Ss	2
28	01683	(000000-005639)	Washer, Flat, #10 Ss	2
29	09739	(000000-005639)	Nut, Hex, Lock, M05-0.8, NI,Ss	2
30	09026	(000000-005639)	Screw, Hex, M08-1.25 X 40, Ss	4

Fig. 39 - Hopper Cylinder and Dump Door Group (Plastic Hopper)

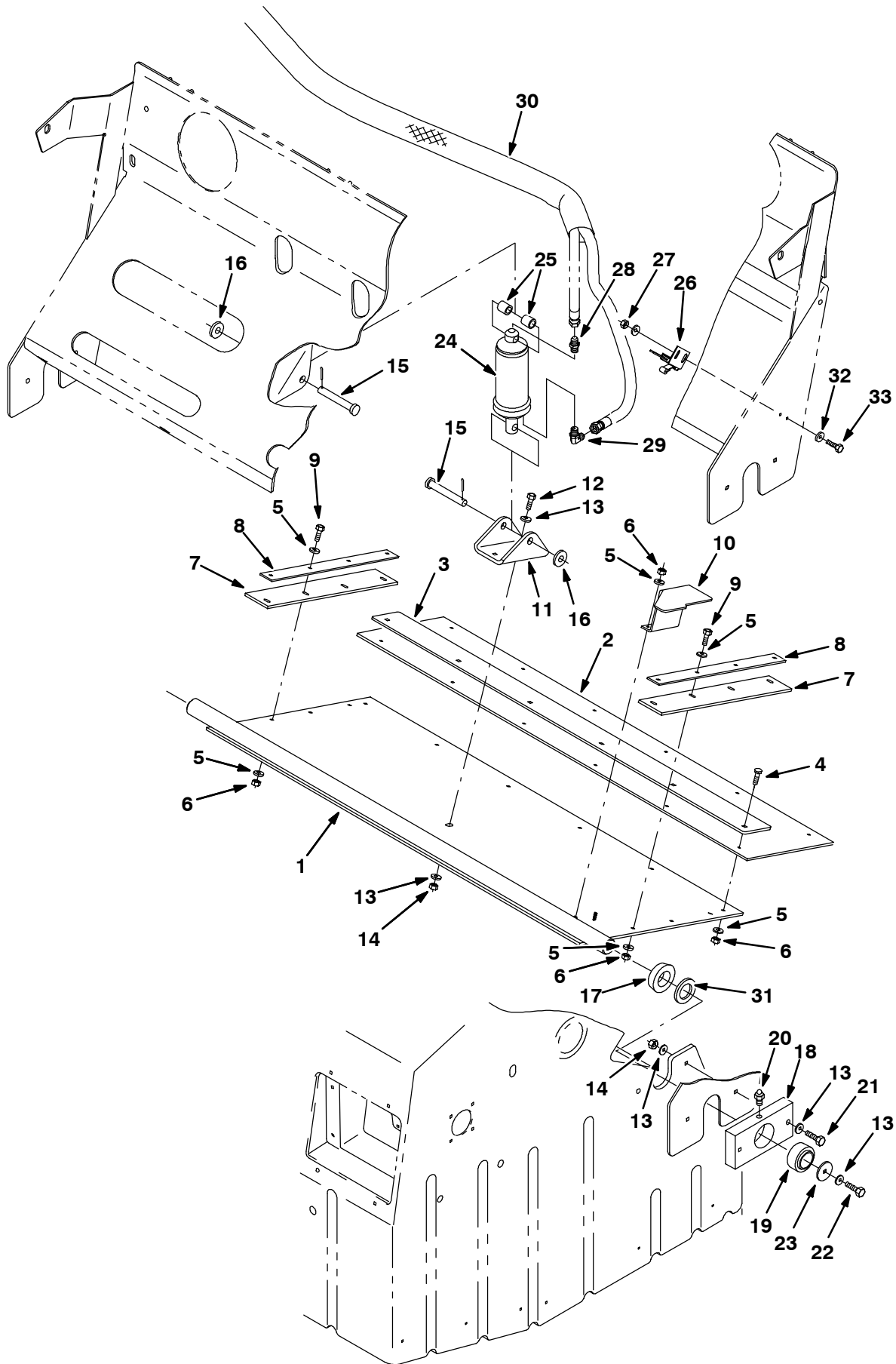


Fig. 39 - Hopper Cylinder and Dump Door Group (Plastic Hopper)

Ref.	Tennant Part No.	Machine Serial Number	Description	Qty.
1	379701	(005640-) Door Wldt, Dump	1
2	379699	(005640-) Seal, Door, Dump	1
3	379698	(005640-) Plate, Retainer, Dump Door	1
4	379791	(005640-) Bolt, Carriage M6x1.0 Pltd	6
5	01684	(005640-) Washer, Flat, .25 Ss	26
6	08712	(005640-) Nut, Hex, Lock, M06-1.0, NI,Ss	16
7	379702	(005640-) Seal, Door, Dump, Side	2
8	379703	(005640-) Strap, Door, Dump, Side	2
9	08716	(005640-) Screw, Hex, M06-1.0 X 25, Ss	8
10	379809	(005640-) Bracket, Switch, Door	1
11	379728	(005640-) Bracket, Cylinder	1
12	09010	(005640-) Screw, Hex, M08-1.25 X 25, Ss	2
13	01685	(005640-) Washer, Flat, .31 Ss	14
14	08713	(005640-) Nut, Hex, Lock, M08-1.25,NI,Ss	6
15	06474A	(005640-) Pin, Clevis	2
16	32486	(005640-) Washer, Flat, .50 Sae	2
17	379821	(005640-) Seal, Shaft	2
18	55914	(005640-) Hub, Pivot	2
19	42120-1	(005640-) Bearing, Align. Self 1.25B	2
20	47801	(005640-) Fitting, Grease, Str	2
21	222504	(005640-) Screw-Hexssm 8x1.25 55	4
22	49826	(005640-) Screw, Hex, M08-1.25 X 16, Ss	2
23	379829	(005640-) Washer, .344B 1.5D .12Cr	2
24	54096	(005640-) Cylinder, Hyd 2.0B 4.0S 2500	1
25	364697	(005640-) Tube, 0.75D 0.51B 0.8L Stl	2
26	59965	(005640-) Switch Assembly, Roller-No	1
27	09739	(005640-) Nut, Hex, Lock, M05-0.8, NI,Ss	2
28	55586	(005640-) Fitting, Hyd, Str	1
29	77097	(005640-) Fitting, Hyd, Elbow	1
30	84029	(005640-) Sleeve, 45" Lg	1
31	379832	(005640-) Washer, 1.25Ob 2.0D .19L	2
32	01683	(005640-) Washer, Flat 10 Ss	4
33	24199	(005640-) Screw, Hex, M05-0.8 X 16, Ss	2

Fig. 40 - Hopper Hood and Bumper Group (Metal Hopper)

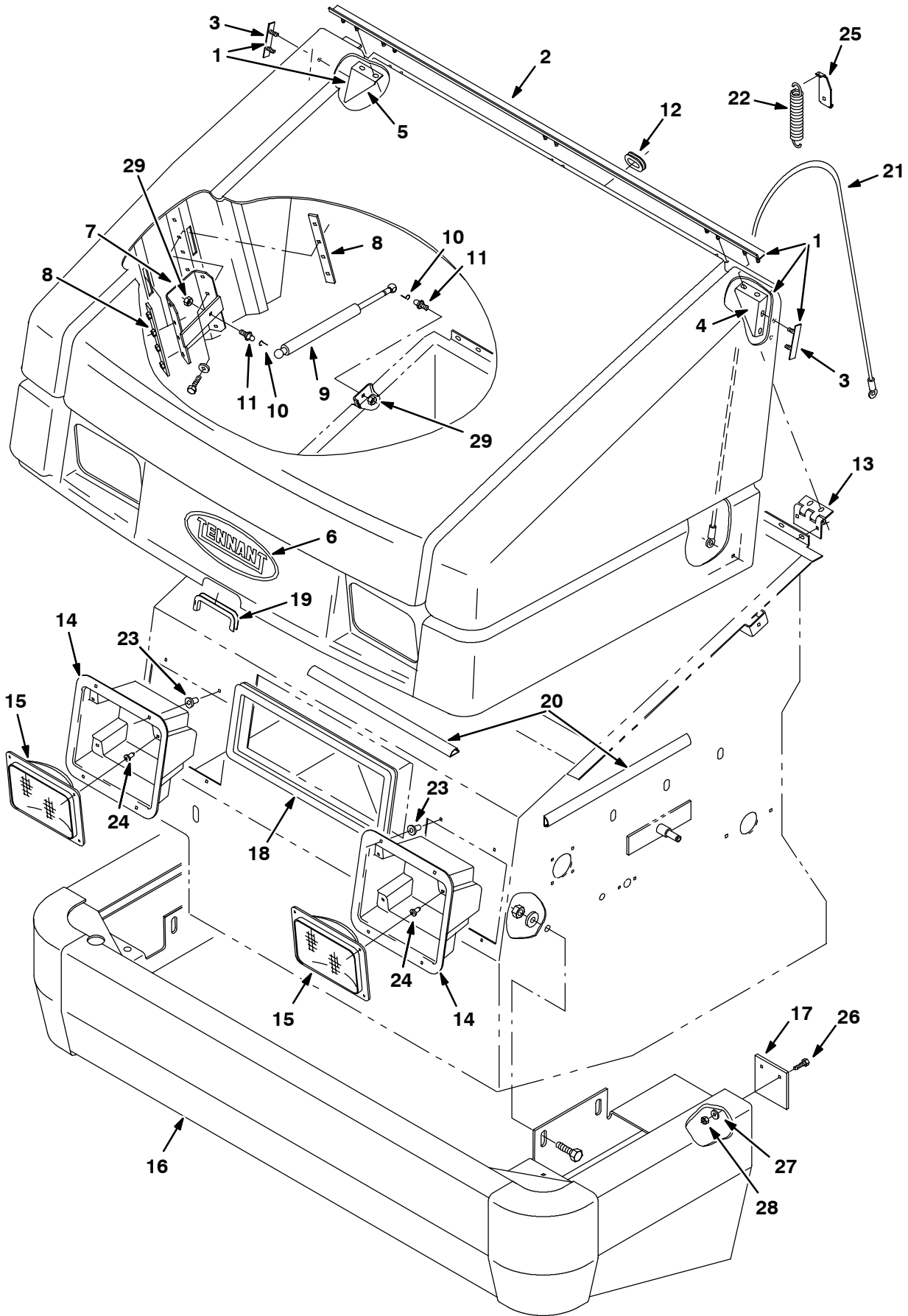


Fig. 40 - Hopper Hood and Bumper Group (Metal Hopper)

Ref.	Tennant Part No.	Machine Serial Number	Description	Qty.
▽ 1	74310	(000000-005639)	Cover, Hopper	1
▲ 2	59442	(000000-005639)	Strip, Mtg, Hinge	1
▲ 3	59738	(000000-005639)	Strip, Mtg, Gusset	2
▲ 4	59737	(000000-005639)	Bracket, Gusset, Corner, Lh	1
▲ 5	59739	(000000-005639)	Bracket, Gusset, Corner, Rh	1
6	17200	(000000-005639)	Label, Tennant Logo- 10.0 Blue	1
7	70185	(000000-005639)	Bracket Wldt, Hpr Cvr Sprng	2
8	70178	(000000-005639)	Plate Wldt, Sprngbrkt Backing	4
9	64535	(000000-005639)	Spring-Gas 120Lb 7.1 Stroke	2
10	64595	(000000-005639)	Clip Safety	4
11	58494	(000000-005639)	Stud, Ball, Gas Spring	4
12	10632-1	(000000-005639)	Grommet,Rbr,1.06ld,For .19Matl	1
13	58500	(000000-005639)	Hinge, Coverhopper	3
14	59004	(000000-005639)	Housing, Headlight	2
15	58524	(000000-005639)	Headlight, 12V.Rect.	2
16	379551	(000000-005639)	Bumper Wldt, Front	1
17	59448	(000000-005639)	Skirt,Bumperstop	2
18	379883	(000000-005639)	Seal, Bulb	1
19	62595-6	(000000-005639)	Molding, Trim 11-14Ga 7.50	1
20	369817	(000000-005639)	Duct, Vinyl (Cut in 2)	1
21	74352	(000000-005639)	Cable, Cover, Safety	1
22	74353	(000000-005639)	Spring, Tension	1
23	72971	(000000-005639)	Rivet, Plastic .325D x .787	8
24	72969	(000000-005639)	Rivet, Plastic .181D x .720	8
25	70193	(000000-005639)	Bracket, Cable Spring	1
26	08716	(000000-005639)	Screw, Hex, M06-1.0 X 20, Ss	4
27	01684	(000000-005639)	Washer, Flat, .25 Ss	4
28	08712	(000000-005639)	Nut, Hex, Lock, M06-1.0, NI,Ss	4
29	01760	(000000-005639)	Nut, Hex, Lock, .31-18, NI	4

Fig. 41 - Hopper Hood Group (Plastic Hopper)

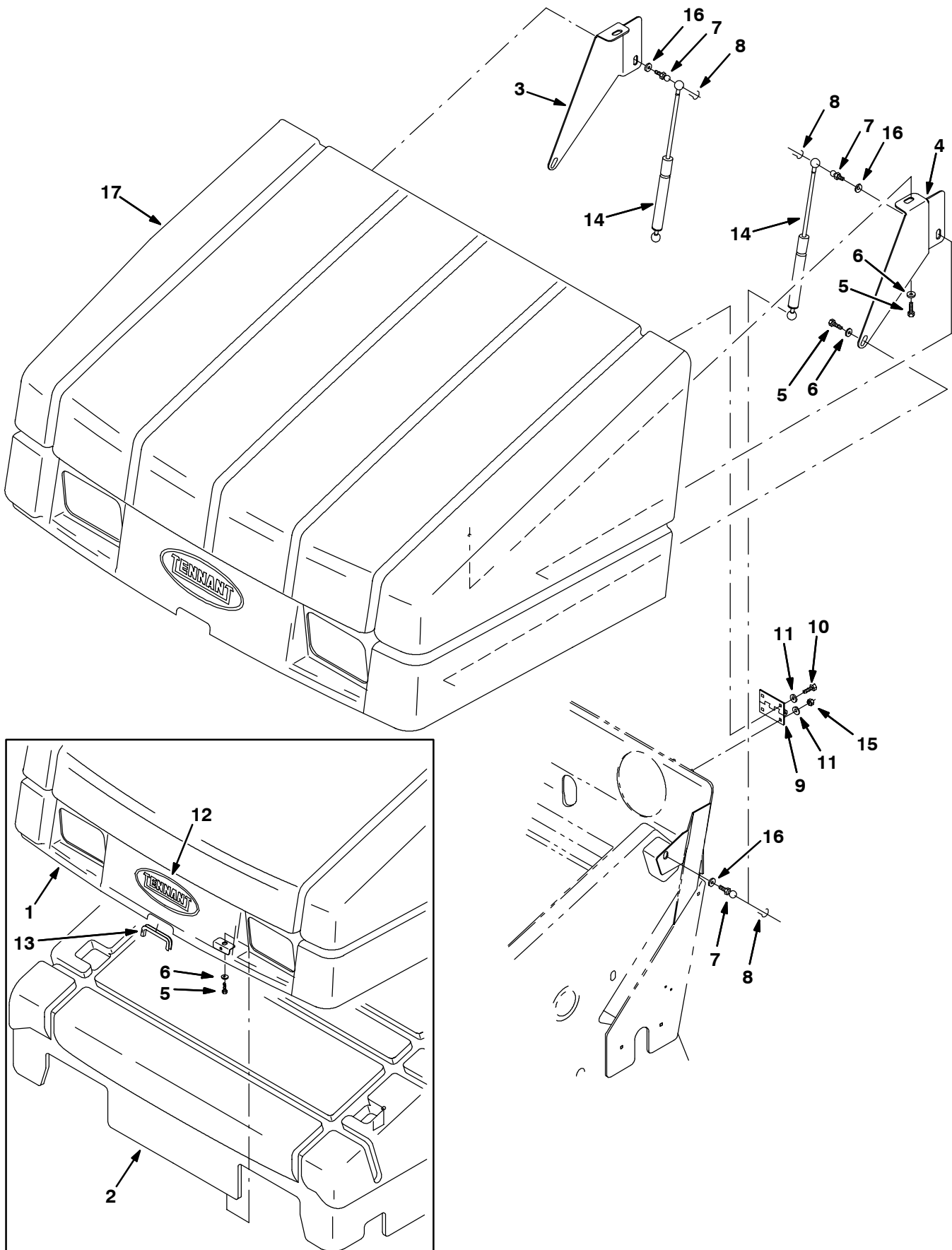


Fig. 41 - Hopper Hood Group (Plastic Hopper)

Ref.	Tennant Part No.	Machine Serial Number	Description	Qty.
1	379764	(005640-006745)	Hopper Cover Assembly	1
2	379591	(005640-006745)	Cover, Inner Molded	1
3	379786	(005640-)	Bracket, Hood, Rh	1
4	379787	(005640-)	Bracket, Hood, Lh	1
5	49826	(005640-006745)	Screw, Hex, M08-1.25 X 16, Ss	13
6	32491	(005640-006745)	Washer, Flat, .31 Hard	15
7	58494	(005640-)	Stud, Ball, Gas Spring	4
8	64595	(005640-)	Clip, Safety Gas Spring	4
9	379784	(005640-)	Hinge, Hopper Cover	3
10	11329	(005640-)	Screw, Hex, M06-1.0 X 16, Ss	6
11	32490	(005640-)	Washer, Flat, .25 Hard	12
12	17200	(005640-006745)	Label, Tennant Logo, Oval 10.5	1
13	62595-6	(005640-006745)	Molding, Trim 11-14Ga 7.5	1
14	64535	(005640-)	Spring-Gas 120Lb 7.1 Stroke	2
15	08708	(005640-)	Nut, Hex, Lock, M06-1.0, NI	6
16	01685	(005640-)	Washer, Flat, .31 Ss	4
17	379881	(006746-)	Cover, Hopper, 6500	1

Fig. 42 - Hopper Bumper Group (Plastic Hopper)

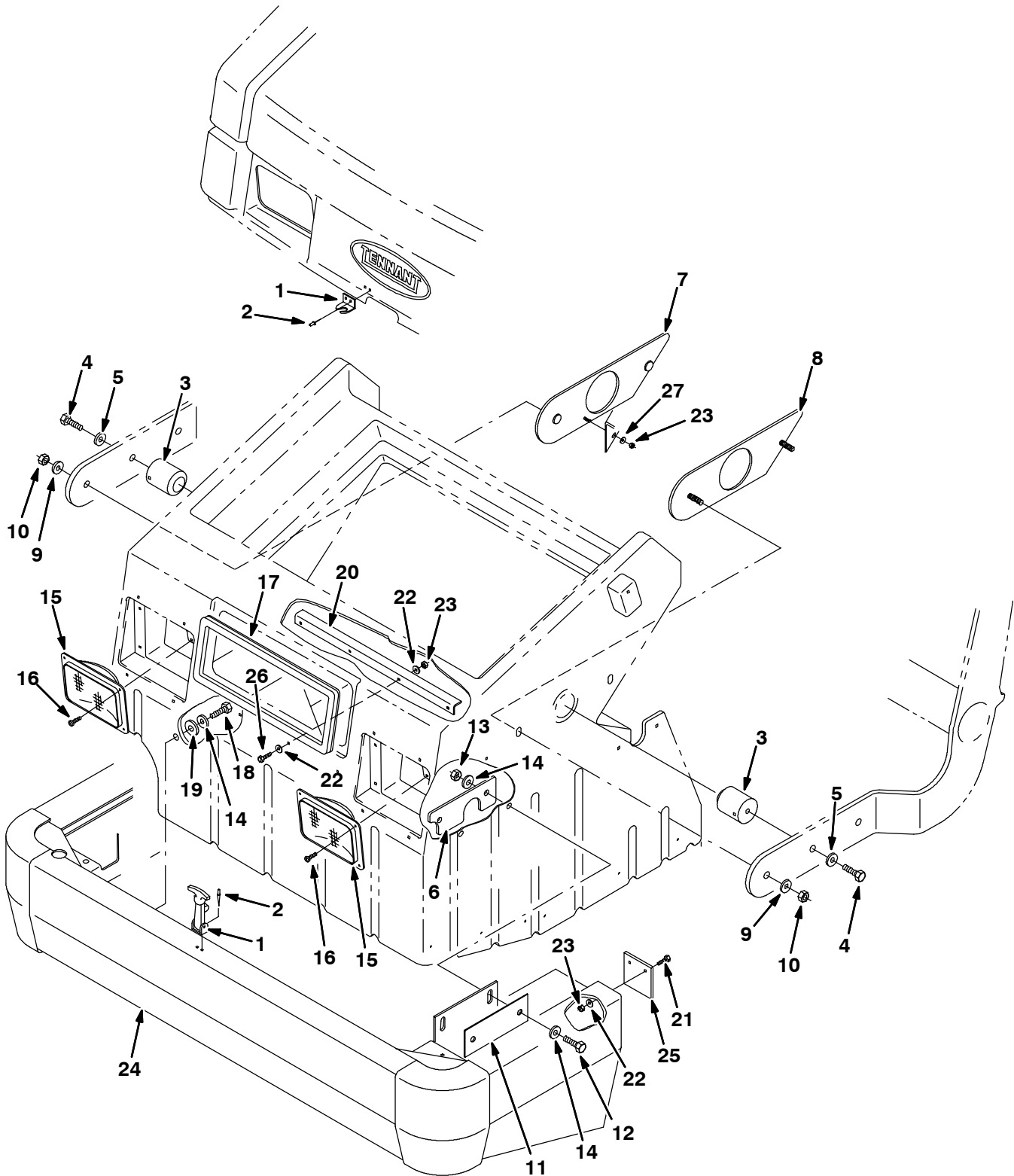


Fig. 42 - Hopper Bumper Group (Plastic Hopper)

Ref.	Tennant Part No.	Machine Serial Number	Description	Qty.
1	11636	(005640-) Latch, Draw, Flexible	1
2	01335	(005640-) Rivet, Pop- .125Dx.44x.25	4
3	364498	(005640-) Pin, Hopper, Lift	2
4	69972	(005640-) Screw, Hex, M12-1.75 X 40,10.9	2
5	36328	(005640-) Washer, Belleville, .50	2
6	379820	(005640-) Plate, Retainer, Bumper	2
7	379788	(005640-) Plate, Retainer, Rh	1
8	379789	(005640-) Plate, Retainer, Lh	1
9	36328	(005640-) Washer, Belleville, .50	4
10	08711	(005640-) Nut, Hex, Lock, M12-1.75,NI	4
11	379827	(005640-) Plate, Retainer, Bumper	2
12	09774	(005640-) Screw, Hex, M12-1.75 X 50, Ss	4
13	09741	(005640-) Nut, Hex, Lock, M12-1.75,NI,Ss	4
14	36328	(005640-) Washer, Belleville, .50	10
15	58524	(005640-) Headlight, 12V. Rect.	2
16	360943	(005640-) Screw, Pan, #10-14 X 0.75	8
17	379883	(005640-) Seal, Bulb	1
18	09029	(005640-) Screw, Hex, M12-1.75 X 40, Ss	2
19	32494	(005640-) Washer, Flat, .62 Hard	2
20	379833	(005640-) Bracket, Stiffener	1
21	08716	(005640-) Screw, Hex, M06-1.0 X 20, Ss	4
22	01684	(005640-) Washer, Flat, .25 Ss	16
23	08712	(005640-) Nut, Hex, Lock, M06-1.0, NI,Ss	10
24	379551	(005640-) Bumper Wldt, Front	1
25	59448	(005640-) Skirt, Bumper Stop	2
26	08716	(005640-) Screw, Hex, M6-1.0, Ss	4
27	41178	(005640-) Washer, Flat, .25 Fender Pltd	2

Fig. 43 - Filter Box Group (Metal Hopper)

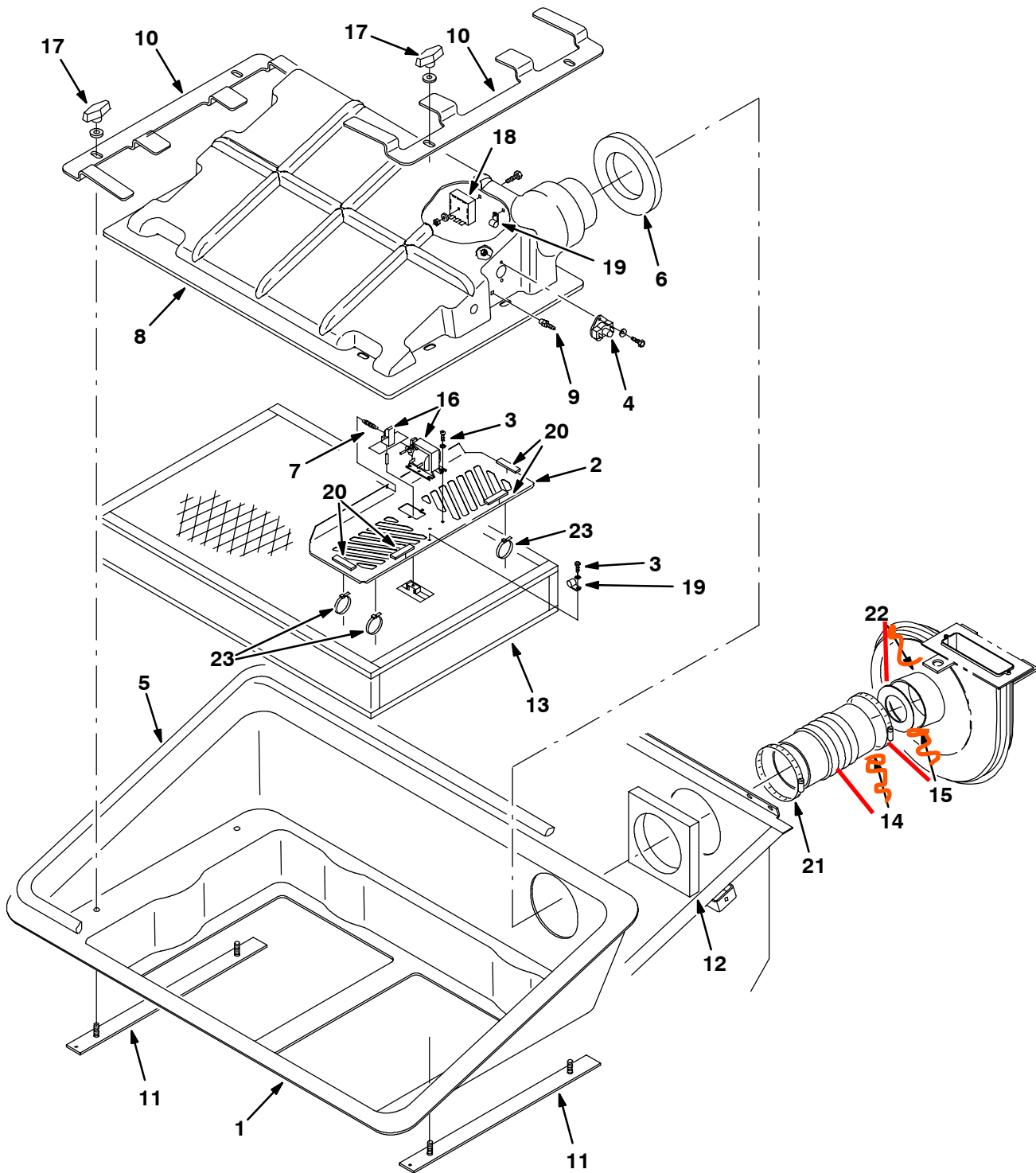


Fig. 43 - Filter Box Group (Metal Hopper)

Ref.	Tennant Part No.	Machine Serial Number	Description	Qty.
1	379558	(000000-005639)	Tray, Filter Carrier	1
2	379555	(000000-005639)	Plate, Panel, Shaker	1
3	49697	(000000-005639)	Screw, Pan, M04-0.7 X 10, Ss	5
4	02712	(000000-005639)	Thermostat	1
5	79425	(000000-005639)	Seal, Bulb, [Sd-0106], 140.00l	1
6	379560	(000000-005639)	Foam, Acoustic, Hopper	1
7	81812	(000000-005639)	Spring	1
8	379556	(000000-005639)	Cover, Filter Panel	1
9	40607	(000000-005639)	Ftg-Brs Str	1
10	379530	(000000-005639)	Bracket, Filter, Hold Down	2
11	379531	(000000-005639)	Bar Wldt, Shaker	2
12	379781	(000000-005639)	Insulation, Foam	1
13	375209	(000000-005639)	Filter Pkg, Dust, Panel, 94 Plts	1
13	379882	(000000-005639)	Kit, Filter, Synthetic (Option)	1
13	375249	(000000-005639)	Kit, Filter, Surface Load, 98 Plts (Option)	1
14	77320	(000000-005639)	Hose, Vacuum	1
15	23498	(000000-005639)	Clamp, Wormdrive	1
16	379890	(000000-005639)	Solenoid Assy, Filter Shaker, 12V	1
17	04706	(000000-005639)	Handle, Lift, Brush	4
18	379665	(000000-005639)	Module, Shaker, 12V	1
19	26395-2	(000000-005639)	Clamp, Cable	2
20	379822	(000000-005639)	Seal	4
21	379823	(000000-005639)	Clamp, Bridge, 4.0	1
22	379849	(000000-005639)	Restrictor Ring Kit	1
23	49266	(000000-005639)	Tie, Cable, Nyl, 07.3L .19W 1.8 Max D	4

Fig. 44 - Filter Box Group (Plastic Hopper)

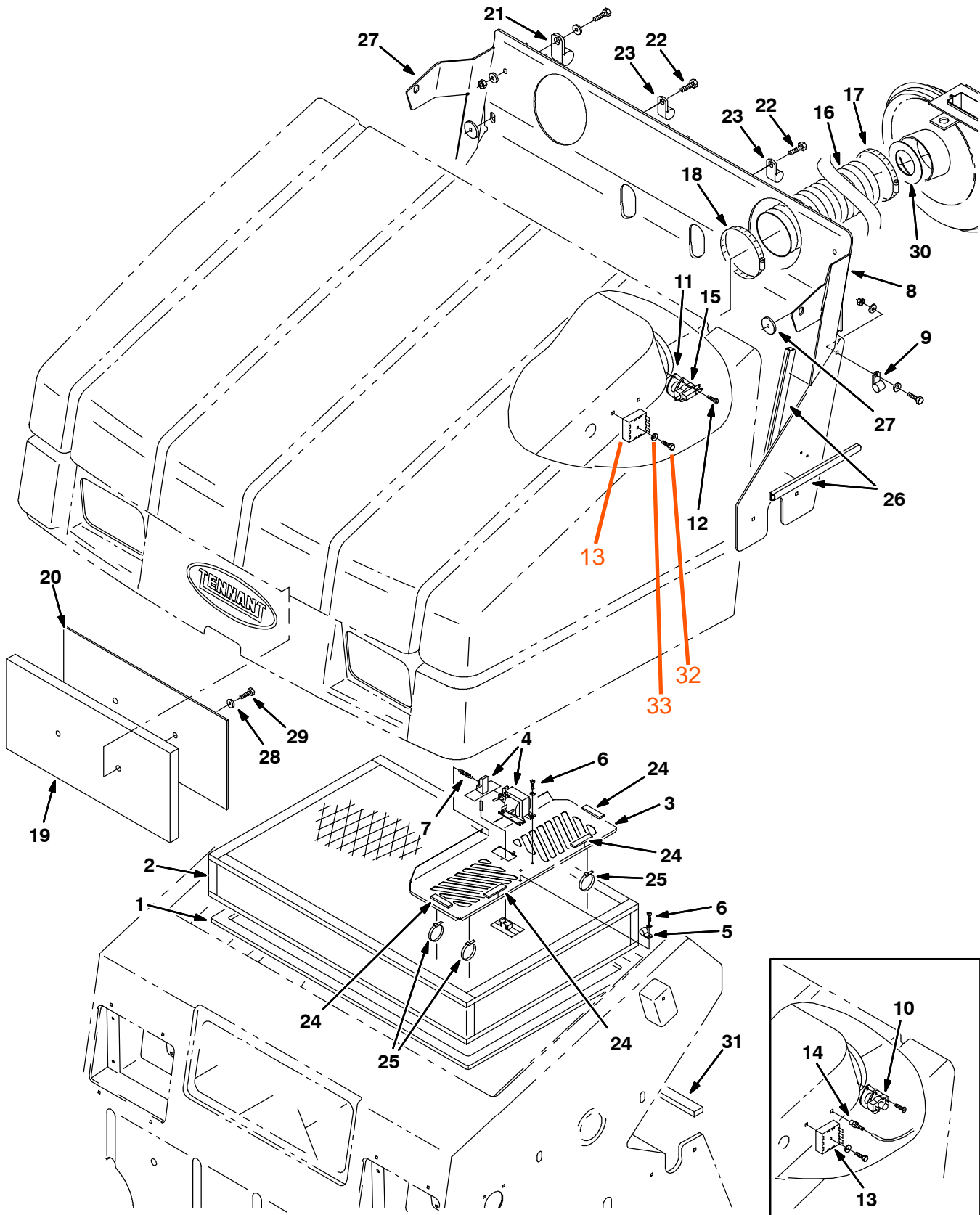


Fig. 44 - Filter Box Group (Plastic Hopper)

Ref.	Tennant Part No.	Machine Serial Number	Description	Qty.
1	379817	(005640-) Seal, Foam Rubber, Filter	1
2	375209	(005640-) Filter Pkg, Dust, Panel, 94 Plts	1
2	379882	(005640-) Kit, Filter, Synthetic (Option)	1
2	375249	(005640-) Kit, Filter, Surface Load, 98 Plts (Option)	1
3	379555	(005640-) Plate, panel, Shaker	1
4	379890	(005640-) Solenoid Assy, Filter Shaker	1
5	26395-2	(005640-) Clamp, Cable	1
6	49697	(005640-) Screw, Pan, M04-0.7 X 10, Ss	5
7	81812	(005640-) Spring, Tension, Shaker	1
8	379708	(005640-) Bracket Wldt, Hopper	1
9	46236	(005640-) Clamp, Cable	1
10	02712	(005640-019999) Thermostat	1
11	82733	(005640-) Gasket	1
12	360943	(005640-) Screw, Pan, #10-14 X 0.75	2
13	379665	(005640- 019999) Shaker Module, 12V	1
14	40607	(005640-019999) Fitting, Brass, Str	1
15	367679	(020000-) Switch, Thermostat	1
16	77320	(005640-) Hose, Vacuum	1
17	23498	(005640-) Clamp, Wormdrive	1
18	379823	(005640-) Clamp, Bridge, 4.0	1
19	379816	(005640-) Seal, Foam Rubber, Front	1
20	379830	(005640-) Sheet, Plastic, Backup	1
21	43560	(005640-) Clamp, Cable	1
22	361339	(005640-) Screw, Hex, Fmg, M06-1.0 X 16 Pltd	2
23	69234	(005640-) Clamp, Cable	2
24	379822	(005640-) Seal	4
25	49266	(005640-) Cable Tie	4
26	86330	(005640-) Duct, Vinyl	2
27	379829	(005640-) Washer, .344B	2
28	41178	(005640-) Washer, Fender, .25	2
29	07805	(005640-) Screw, Hex, M6	2
30	379849	(005640-) Restrictor Ring Kit	1
31	375202	(005640-) Seal, Ure, 0.38th, 0.75w 40.0l Adh	1
32	06945		Screw	1
33	32490		Washer	1

Fig. 45 - Hopper Lift Arms Group

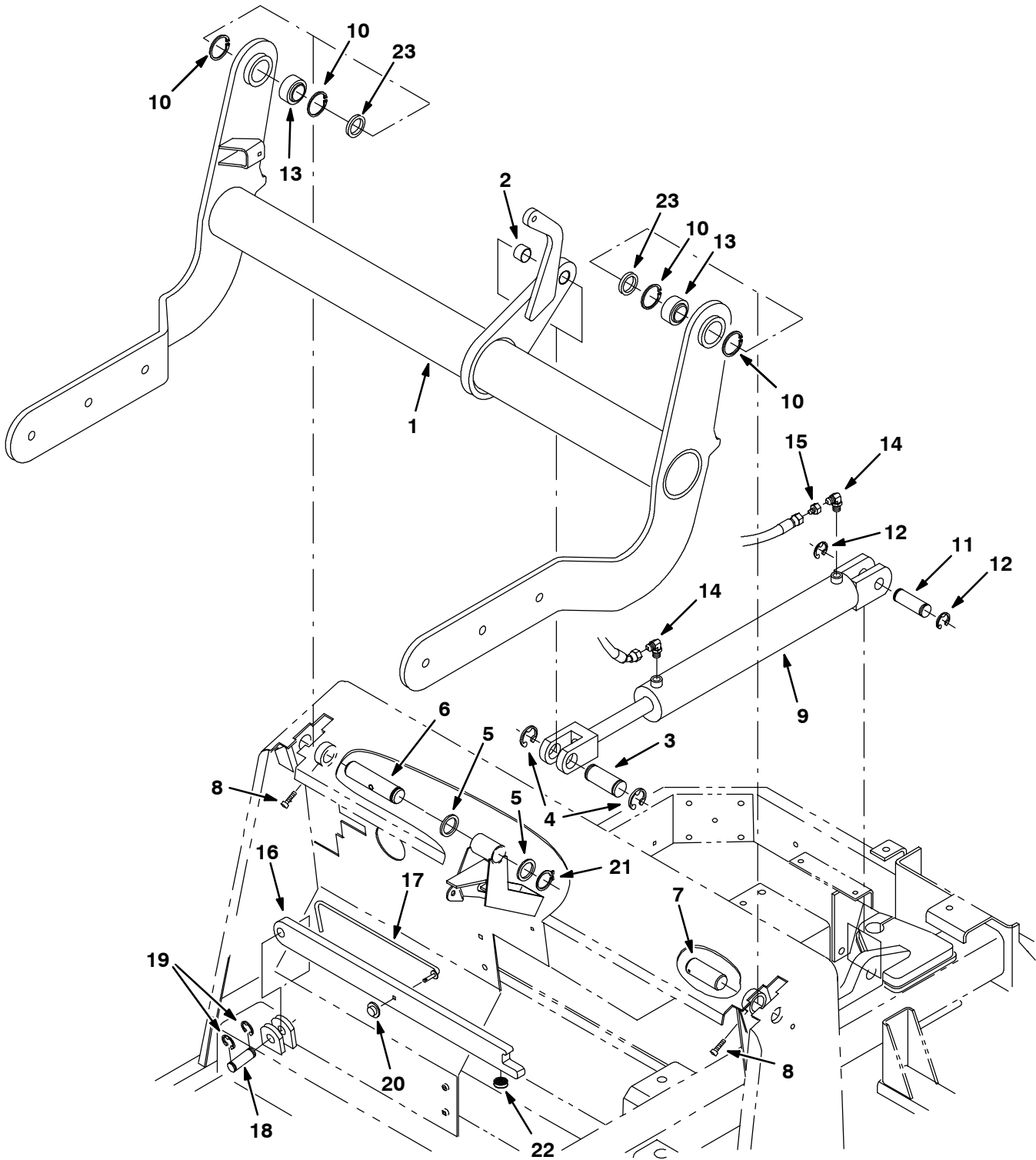


Fig. 45 - Hopper Lift Arms Group

Ref.	Tennant Part No.	Machine Serial Number	Description	Qty.
1	59825	(000000-) Arm Assy, Hopper w/label	1
▽	69908	(000000-) Pin Assy, Clevis, Hopper Lift	1
▲	2 59866	(000000-) Bearing, Journal 1.25 Idx1.0Lg	1
▲	3 59867	(000000-) Pin, Grooved	1
▲	4 59861	(000000-) Ring, Retaining, Ext, 1.25 Dia	2
5	54079	(000000-) Washer, 1.281B 1.75D .08Cr Znc	4
6	55462	(000000-) Pin, Rh	1
7	55463	(000000-) Pin, Lh	1
8	39308	(000000-) Scr Soc M 8X1.25 25	2
9	74419	(000000-) Cylinder-Hyd (See Breakdowns)	1
10	59542	(000000-) Ring, Retaining, Intl, 2.00Dia	4
11	59380	(000000-) Pin-Grvd, 1.00D 3.0L2/ 2.71Btwn	1
12	23788	(000000-) Ring, Retain, Ex, 0.98Od, E-Ring	2
13	42120-1	(000000-) Bearing-Self Align 1.250 Bore	2
14	77097	(000000-) Ftg-Hyd E90 Jm04/Om04	2
15	16455	(000000-) Ftg-Hyd Rst Jm04/.047	1
16	59827	(000000-) Arm Assy, Safety w/label	1
17	58645	(000000-) Handle, Safety Arm	1
18	59842	(000000-) Pin, Arm, Safety	1
19	23788-1	(000000-) Ring, Retaining, Ext, .75 Dia	2
20	59849	(000000-) Nut, Retainer R/.312 Dia	1
21	58359	(000000-) Retaining Ring-External, 1.25D	1
22	16786	(000000-) Bumper, Safety Arm	1
23	70272	(000000-) Washer, 1.281B 1.75Od .31Hrznc	2
23	70271	(000000-) Washer, 1.281B 1.75Od .25Hrznc	2

Fig. 46 - Side Brush Motor and Pivot Group

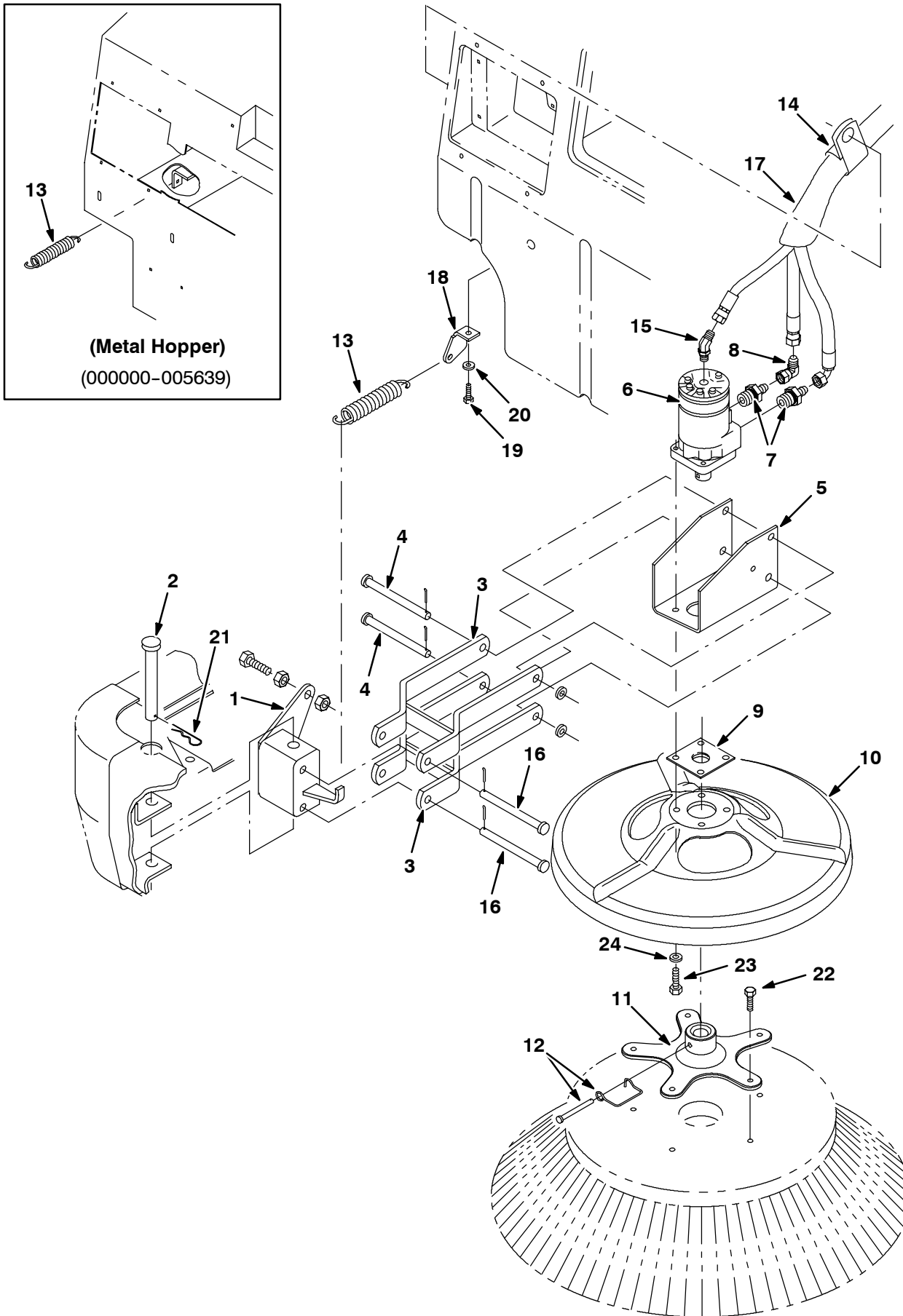


Fig. 46 - Side Brush Motor and Pivot Group

Ref.	Tennant Part No.	Machine Serial Number	Description	Qty.
1	54050	(000000-) Pivot Assy, S Br	1
2	54660	(000000-) Pin, Clevis .75 Dia X 5.5 Lg	1
3	53965	(000000-) Arm Assy, Lift	2
4	51225	(000000-) Pin, Clevis, 0.50 Dia. X 5.50 Lg	2
5	379557	(000000-) Bracket, Motor	1
6	379607	(000000-) Motor-Hyd Gear (See Breakdowns)	1
7	47508	(000000-) Ftg-Hyd Str Jm06/Om10	2
8	47504	(000000-) Ftg-Hyd E90 Jm06/Jf06	1
9	16082	(000000-) Guard, String, Brush Motor	1
10	379532	(000000-) Guard, Brush	1
11	379534	(000000-) Hub, Brush Adaptor	1
12	84581	(000000-) Pin Assy, Side Brush W/Clip	1
13	47745	(000000-) Sprng, Tens, 1.12Odx.14Wire 6.3L	1
14	53466	(000000-) Clamp, Hose	2
15	34359	(000000-) Ftg-Hyd E45 Jm04/Om04	1
16	51538	(000000-) Pin, Clevis, 0.50 Dia. X 5.00 Lg	2
17	75028	(000000-) Sleeve-Nyln #20 65.0L	1
18	379815	(005640-) Bracket, Spring, Sidebrush	1
19	49826	(005640-) Screw-Hexss M8x1.25	1
20	01685	(005640-) Washer Flt .31 Ss	1
21	02942	(000000-) Pin, Hair Cotter	1
22	39396	(000000-) Screw, Hex, .31-12 X 1.50, Fmg, [Ab]	5
23	46559	(000000-) Screw, Hex, .38-16x1.25, NI	4
24	32492	(000000-) Washer, Flt, .38 Std	4

Fig. 47 - Side Brush Lift Group

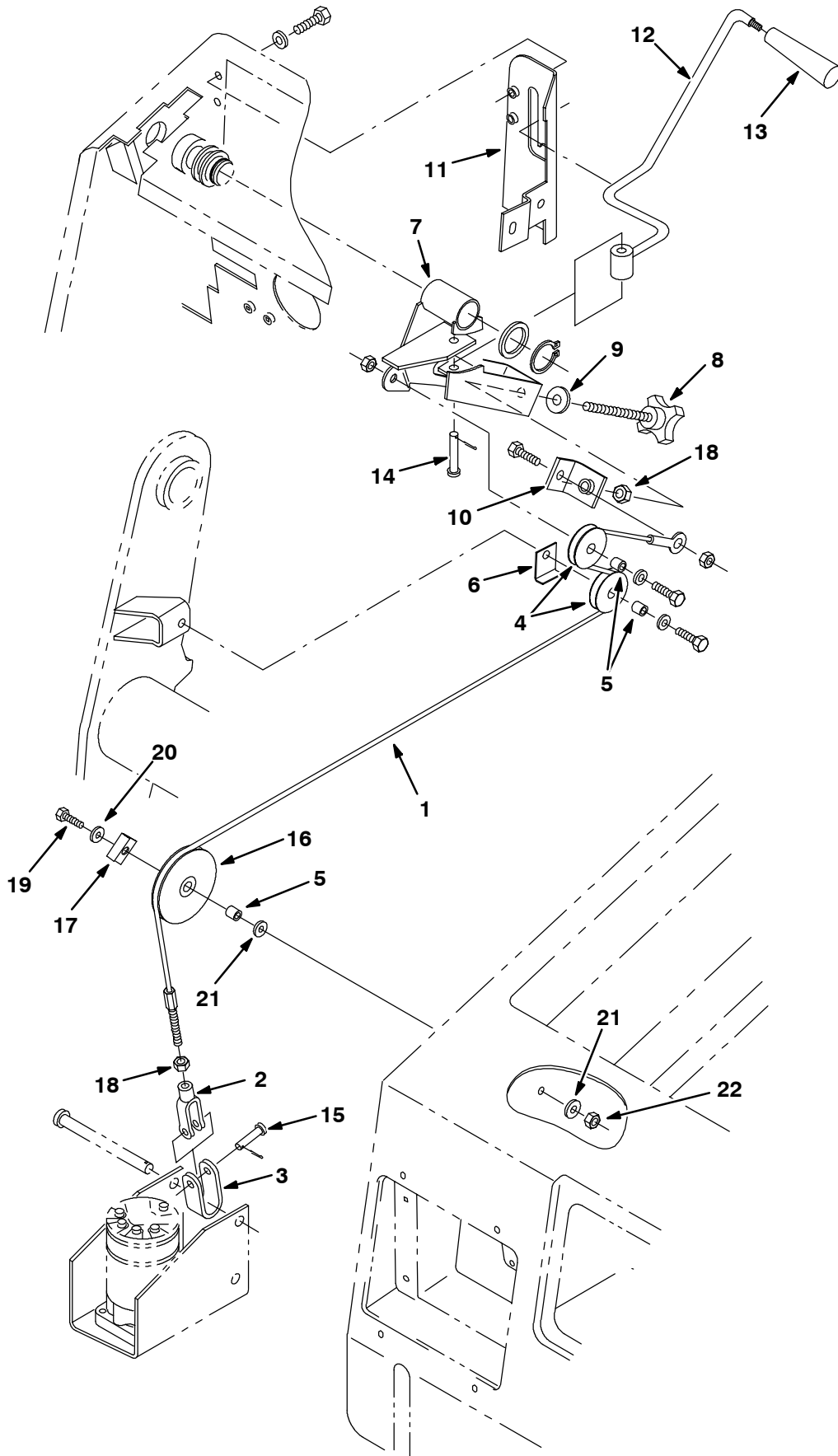


Fig. 47 - Side Brush Lift Group

Ref.	Tennant Part No.	Machine Serial Number	Description	Qty.
1	54934	(000000-) Cable, Lift, S Br	1
2	12267	(000000-) Yoke,End-Adjustable	1
3	59899	(000000-) Bracket, Side Brush	1
4	74391	(000000-) Pulley Assy - Cable, 1.5 Dia	2
5	222460	(000000-) Spacer, Pulley	3
6	54400	(000000-) Angle, Cable Keeper	1
7	374573	(000000-) Bracket, S Br Lift	1
8	54848	(000000-) Knob, Adjusting	1
9	52296	(000000-) Washer, .405B .81D .06Nylon	1
10	56662	(000000-) Bracket	1
11	58872	(000000-) Panel, Support	1
12	56641	(000000-) Lever Wldt, S Br	1
13	54995	(000000-) Knob, Tapered	1
14	29584	(000000-) Pin,Clevis,0.37 Dia.X 2.00 Lg	1
15	29558	(000000-) Pin,Clevis,0.37 Dia.X 1.50 Lg	1
16	379684	(000000-) Pully Assembly 2.75	1
17	379686	(000000-) Angle, Cable Keeper	1
18	32716	(000000-) Nut-Hx Jam M10x1.5 Ss	3
19	09026	(000000-) Screw, Hex, M08 X 1.25 X 40, Ss	1
20	32491	(000000-) Washer, Flt, .31 Std	1
21	64153	(000000-) Washer, 0.34d 1.12d .11, Stl, Pl	2
22	08713	(000000-) Nut, Hex, Lock, M08 X 1.25,NI, Ss	1

Fig. 48 - Main Brush Lift Group (000000-019999)

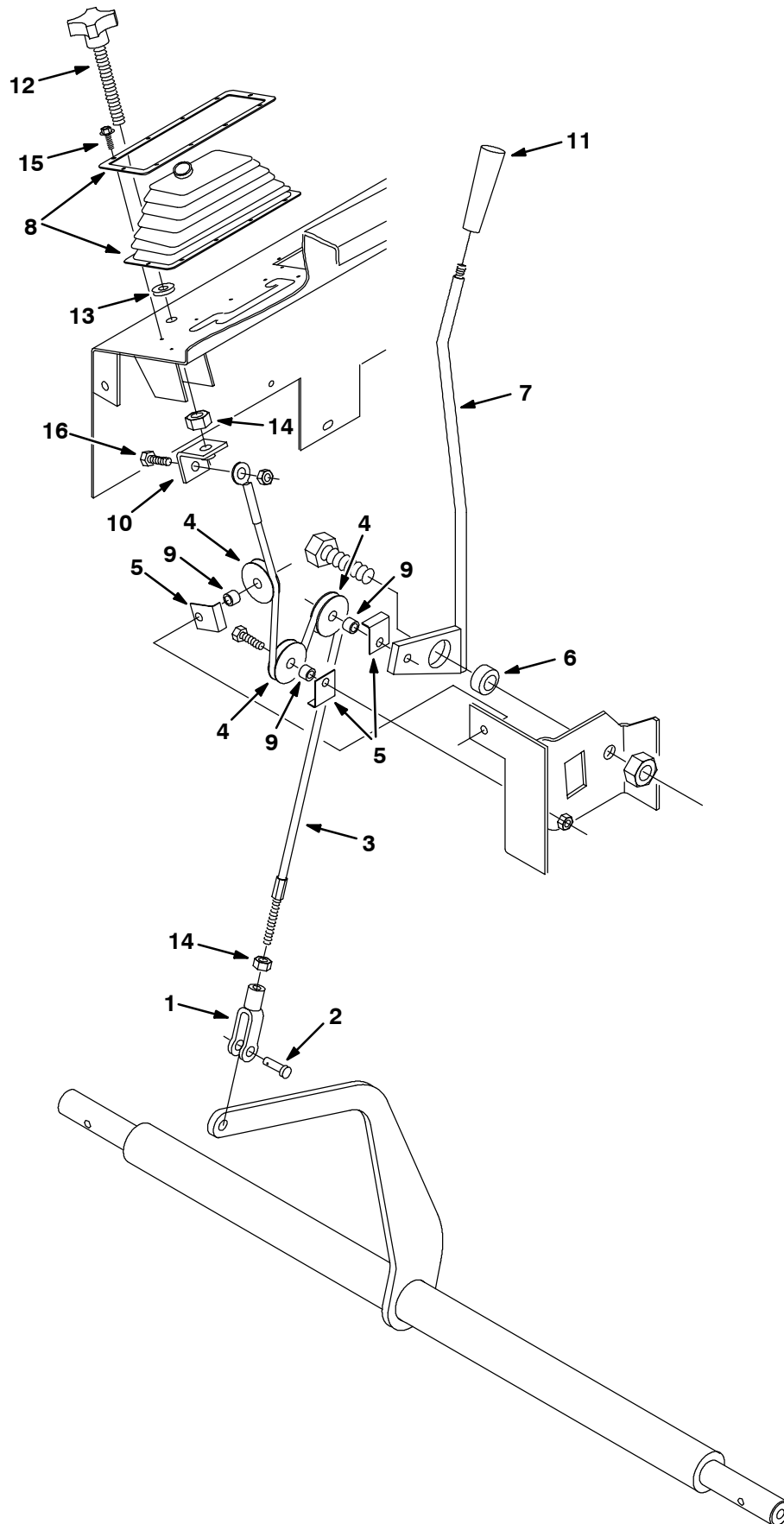


Fig. 48 - Main Brush Lift Group (000000-019999)

Ref.	Tennant Part No.	Machine Serial Number	Description	Qty.
1	12267	(000000-019999)	Yoke,End-Adjustable	1
2	86240	(000000-019999)	Pin Clevis .375 Dia X 1.13 Lg	1
3	54840	(000000-019999)	Cable, Lift, M Br	1
4	74391	(000000-019999)	Pulley Assy - Cable, 1.5 Dia	3
5	54400	(000000-019999)	Angle, Cable Keeper	3
6	54663	(000000-019999)	Bearing, Self Aligning	1
7	54118	(000000-019999)	Lever Wldt, M Br	1
8	69903	(000000-019999)	Bellows Assy, Brush Lift	1
9	222460	(000000-019999)	Spacer, Pulley	3
10	56662	(000000-019999)	Bracket	1
11	54995	(000000-019999)	Knob, Tapered	1
12	54848	(000000-019999)	Knob, Adjusting	1
13	52296	(000000-019999)	Washer, .405B .81D .06Nylon	1
14	32716	(000000-019999)	Nut-Hx Jam M10x1.5 Ss	2
15	16944	(000000-019999)	Scr Hxfmgm 4x0.7 Pltd	8
16	09740	(000000-019999)	Scr Hexss M8x1.25	1

Fig. 49 - Main Brush Lift Group (020000-)

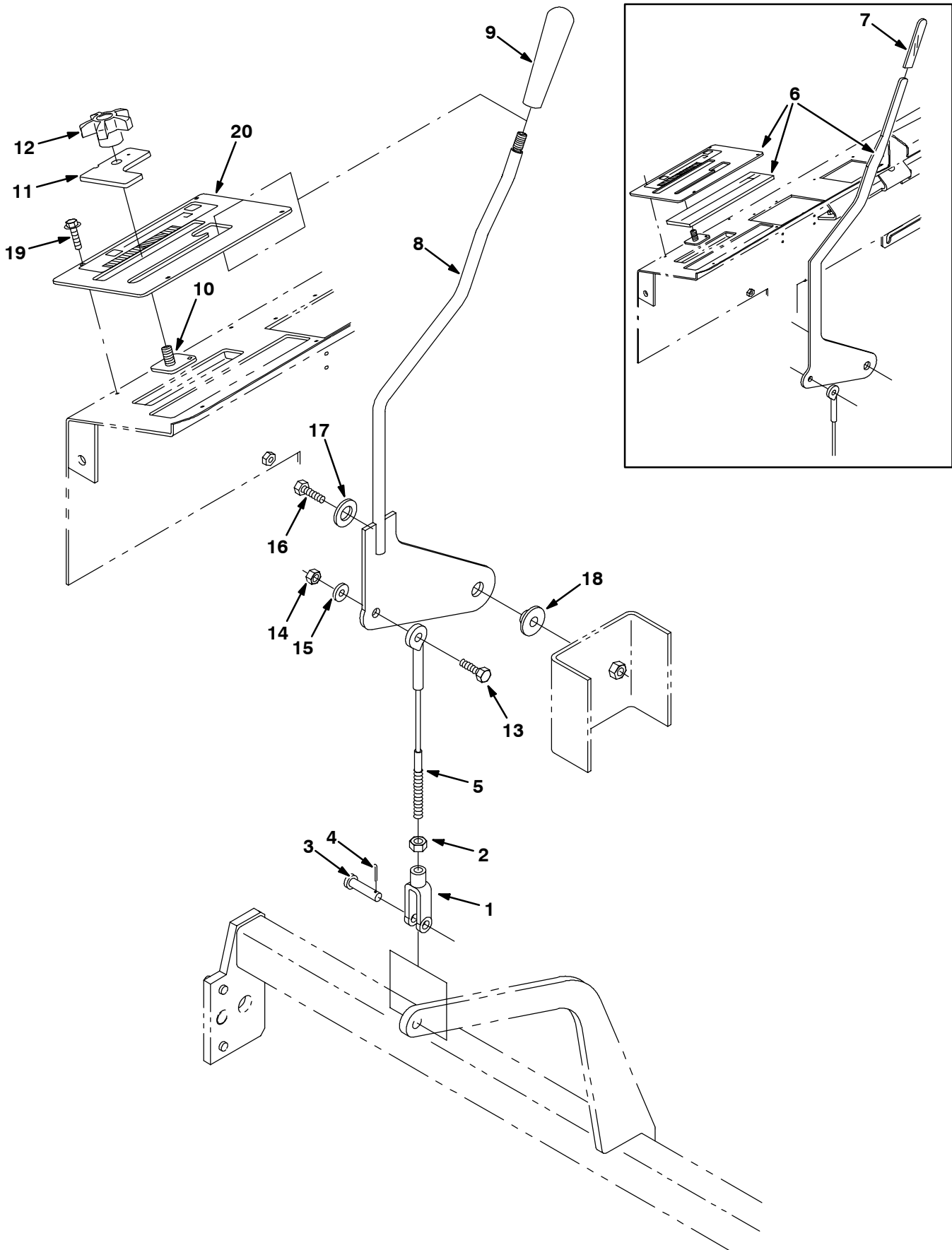


Fig. 49 - Main Brush Lift Group (020000-)

Ref.	Tennant Part No.	Machine Serial Number	Description	Qty.
1	12267	(020000-)	Clevis, Adj, 0.38pin, M10x1.5	1
2	32716	(020000-)	Nut, Hex, Jam, M10 X 1.5, Ss	1
3	86240	(020000-)	Pin, Clevis, 0.38 D X 1.13l	1
4	08179	(020000-)	Pin, Cotter, .094 X 1.00	1
5	383194	(020000-)	Cable, Lift, Main Brush	1
6	383265	(020000-020250)	Kit, Ci, Rnd Brush Lift Handle, [6500]	1
7	360467	(020000-020250)	Grip, Vinyl	1
8	383258	(020251-	Lever Wldt, Brush Lift	1
9	54995	(020251-	Knob, Tpr, 1.12D 3.86L M10X1.5 Plstc	1
10	383200	(020000-)	Plate Wldt, Stop, [6500]	1
11	383201	(020000-)	Plate Wldt, Brush, Adj, [6500]	1
12	383205	(020000-)	Knob, Star, 2.2od 8ear 1.1l M10x1.5 Pls	1
13	09740	(020000-)	Screw, Hex, M08 X 1.25 X 20, Ss	1
14	08709	(020000-)	Nut, Hex, Lock, M08 X 1.25,NI	1
15	32491	(020000-)	Washer, Flt, .31 Std	1
16	09028	(020000-)	Screw, Hex, M10x1.5x25, Ss	1
17	07450	(020000-)	Bearing, Thrust, 0.66B 1.25D 0.06W	1
18	363087	(020000-)	Bushing, Flng, 0.44b 1.25d 0.25l	1
19	16944	(020000-)	Screw, Hex, M04 X 0.7 X 10, Fmg	4
20	383263	(020251-	Panel Assy, Main Brush W/Label	1

Fig. 50 - Main Brush Drive Group (00000-019999)

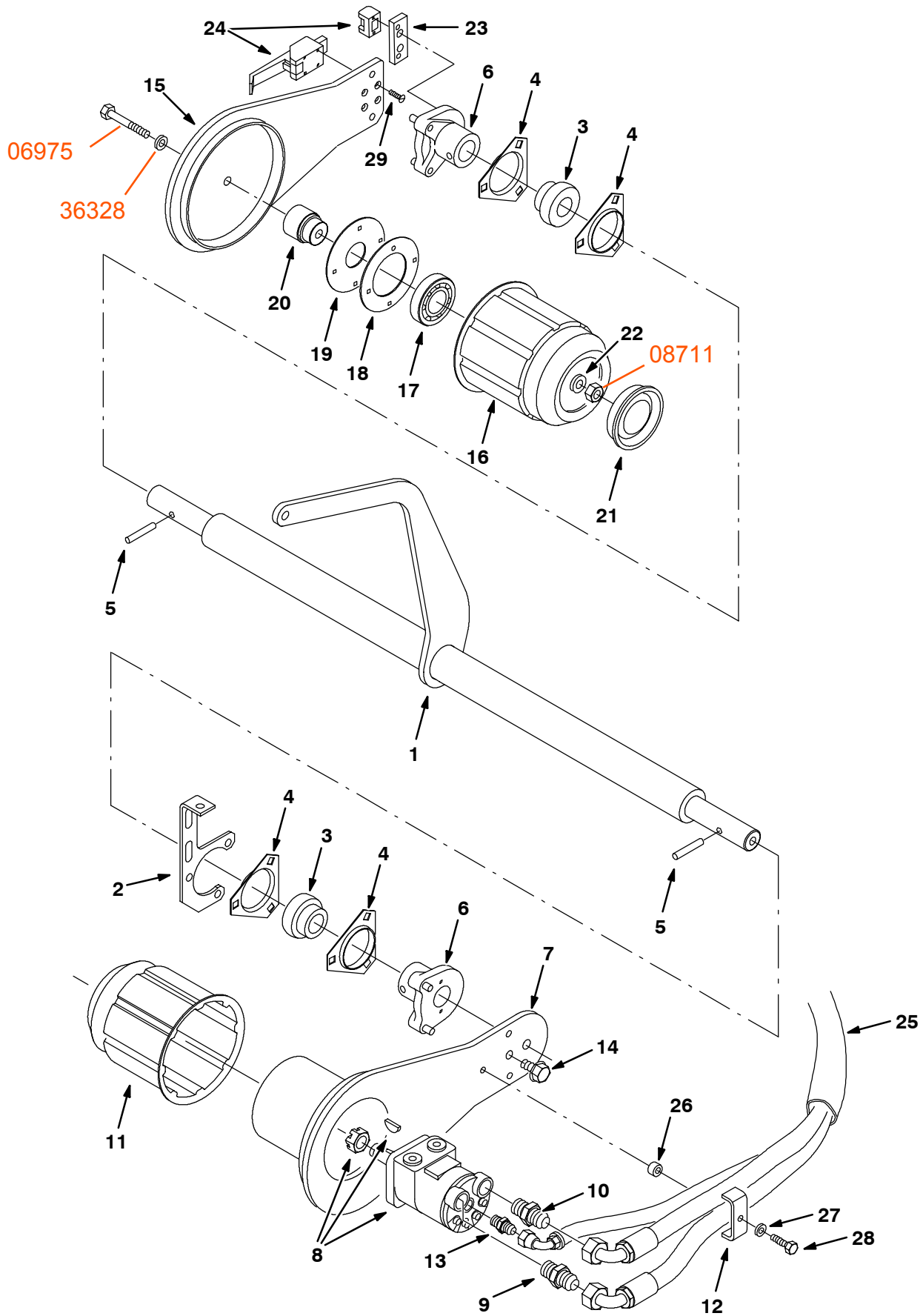


Fig. 50 - Main Brush Drive Group (000000-019999)

Ref.	Tennant Part No.	Machine Serial Number	Description	Qty.
1	54693	(000000-019999)	Shaft Wldt, Brush	1
2	54199	(000000-019999)	Plate, Mtg, Main Brush Shaft	1
3	51448	(000000-019999)	Bearing&Clr ,1.25B 2.44D 1.41W	2
4	51449	(000000-019999)	Flange,Brg,3 Hole	4
5	51317	(000000-019999)	Pin,Roll,.38Odx2.00L,.375/.382	2
6	54680	(000000-019999)	Hub Assy, Brush Arm	2
7	13156	(000000-019999)	Arm Wldt, Brush, Lh	1
8	74468	(000000-005544)	Motor-Hyd Gear (See Breakdowns)	1
8	379608	(005545-019999)	Motor-Hyd Gear (See Breakdowns)	1
9	44869	(000000-019999)	Ftg-Hyd Str Jm08/Om08	1
10	52402	(000000-019999)	Ftg-Hyd Str Jm06/Om08	1
11	87631	(000000-019999)	Plug Weld, Brush Drive, Sweep	1
12	51715	(000000-019999)	Clamp, Hose	1
13	55586	(000000-019999)	Ftg-Hyd Str Jm04/Om04	1
14	53985	(000000-019999)	Plug, Thread 1/2-13	1
15	54659	(000000-019999)	Arm Wldt, Idler, W/Brush	1
16	55779	(000000-019999)	Plug Wldt, Idler	1
17	24899	(000000-019999)	Bearing-Ball,1.38B 2.83D 0.67W	1
18	30252	(000000-019999)	Strip, Retainer, Bearing	1
19	30253	(000000-019999)	Plate, Seal	1
20	30251	(000000-019999)	Shaft, Idler	1
21	30255	(000000-019999)	Plug, Tube	1
22	51564	(000000-019999)	Washer, .531B 1.75D .12Cr.Znc	1
23	54204	(000000-019999)	Plate, Mtg, Latch	1
24	54878	(000000-019999)	Latch	1
25	82831	(000000-019999)	Sleeve-Nyln #24 35.0L	1
26	56228	(000000-019999)	Sleeve, .254B .31D .52 Plastc	1
27	01684	(000000-019999)	Washer Flt .25 Ss	1
28	07805	(000000-019999)	Scr Hexss M12x1.75	1
29	15678	(000000-019999)	Scr Hexss M6x1.0	2
	09120		Scr, Flt M5	6

Fig. 51 - Main Brush Drive Group (020000-)

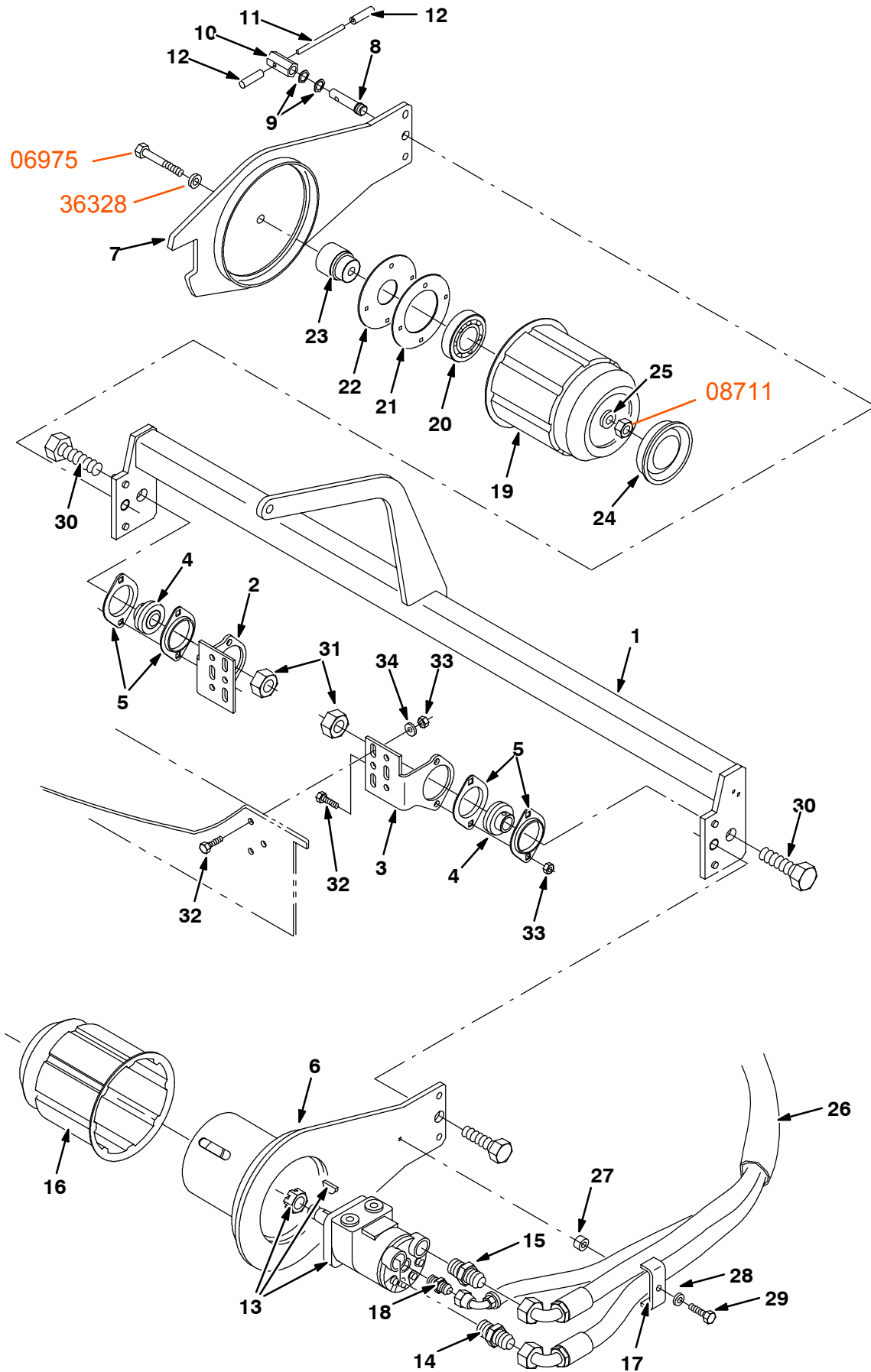


Fig. 51 - Main Brush Drive Group (020000-)

Ref.	Tennant Part No.	Machine Serial Number	Description	Qty.
1	383137	(020000-)	Tube Wldt	1
2	383142	(020000-)	Bracket, Mtg, Rh	1
3	383143	(020000-)	Bracket, Mtg, Lh	1
4	25887	(020000-)	Bearing, W/ Collar, 0.75b 1.85d 1.06w	2
5	35973	(020000-)	Flange, Brg, 1.9id 2h	4
6	383139	(020000-)	Arm Wldt, Brush, Lh	1
7	383210	(020000-)	Arm, Brush, W/ Label, [6500]	1
8	360110	(020000-)	Stud, Special	1
9	52508	(020000-)	Washer	2
10	360109	(020000-)	Bar, Hex, Stl, 0.75 1.6l .50h Thru	1
11	11631	(020000-)	Pin, Roll, .250 D X 3.50l, .250/.256	1
12	360492	(020000-)	Cap	2
13	379608	(020000-)	Motor, Hyd, Gear (See Breakdown)	1
14	44869	(020000-)	Fitting, Hyd, Str, Jm08/Om08	1
15	52402	(020000-)	Fitting, Hyd, Str, Jm06/Om08	1
16	87631	(020000-)	Plug Wldt, Drive, Brush, Sweep	1
17	51715	(020000-)	Bracket, U, .18 2.8 0.9 1.0l 1/0.3h	1
18	55586	(020000-)	Fitting, Hyd, Str, Jm04/Om04	1
19	55779	(020000-)	Plug Wldt, Idler, Brush	1
20	24899	(020000-)	Ring, Ball, 1.38b 2.83d 0.67w	1
21	30252	(020000-)	Strip, Retainer	1
22	30253	(020000-)	Plate, Seal	1
23	30251	(020000-)	Shaft	1
24	30255	(020000-)	Plug	1
25	51564	(020000-)	Washer, 0.53b 1.75d .12, Stl, PI	1
26	82831	(020000-)	Sleeve, Nyl, #27 35.0l	1
27	56228	(020000-)	Tube, Plstc, 0.31od 0.25id 00.5l, Blk	1
28	01684	(020000-)	Washer, Flt, .25 Ss	1
29	07805	(020000-)	Screw, Hex, M06 X 1.0 X 35, Ss	1
30	39395	(020000-)	Screw, Hex, M10x1.5x25, Ss	2
31	32987	(020000-)	Nut, Hex, Lock, .75-10NI	2
32	09740	(020000-)	Screw, Hex, M08x1.25x20, Ss	10
33	08709	(020000-)	Nut, Hex, lock, M08x1.25, NI	10
34	32491	(020000-)	Washer, Flt, .31 Std	3

Fig. 52 - Vacuum Fan Group

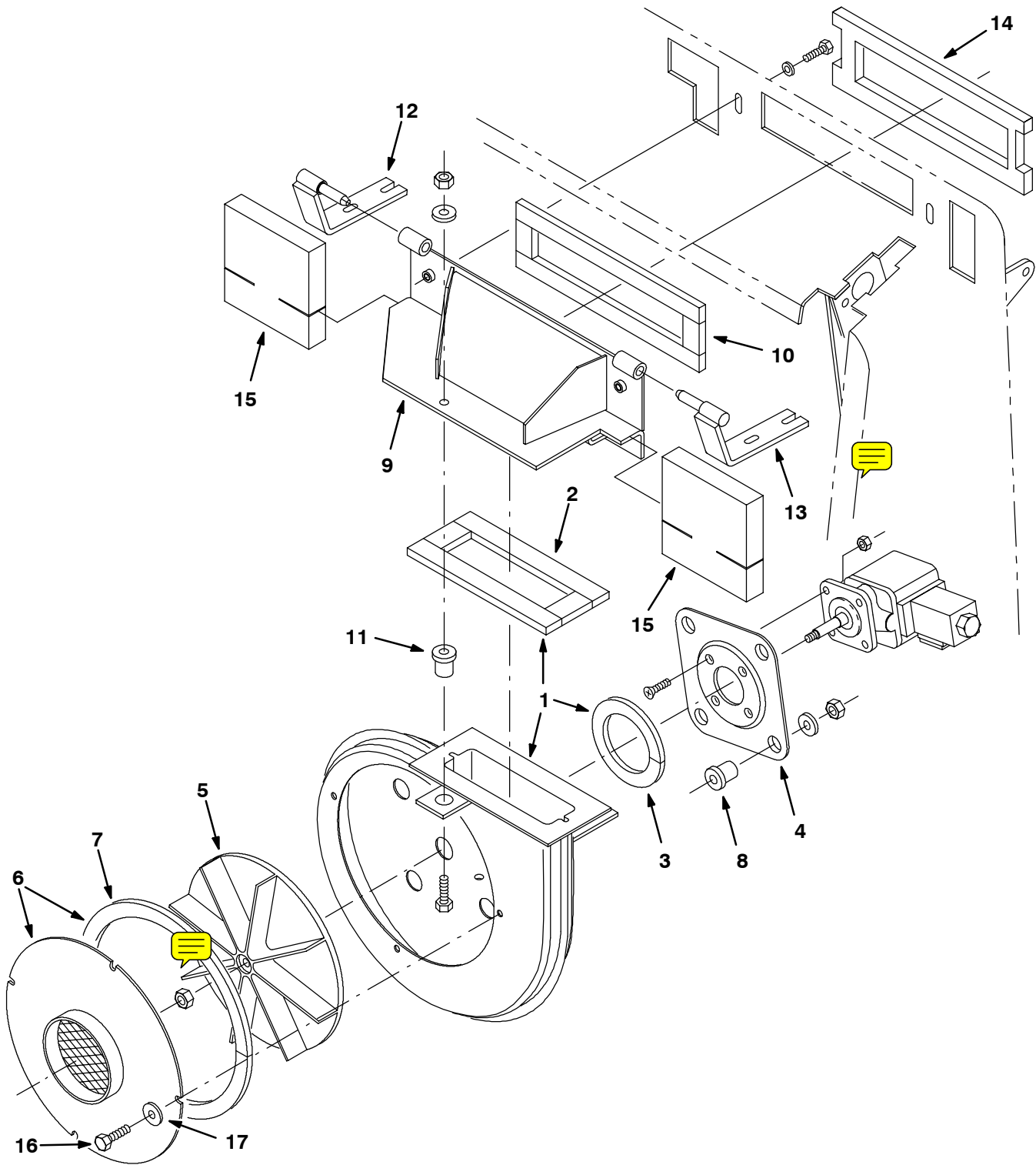


Fig. 52 - Vacuum Fan Group

	Ref.	Tennant Part No.	Machine Serial Number	Description	Qty.
▽	1	72133	(000000-) Fan Wldt, Vac w/gaskets	1
▲	2	59734	(000000-) Seal, Fan, Vac, Outlet	1
▲	3	59967	(000000-) Seal, Fan, Vac, Motor	1
	4	54275A	(000000-) Bracket, Mounting Motor	1
	5	74454	(000000-) Impeller 9.00 Dia.	1
▽	6	59656	(000000-) Fan Wldt, Vac, Inlet w/gasket	1
▲	7	59735	(000000-) Seal, Fan, Vac, Inlet	1
	8	54274	(000000-) Isolator-Vibration,60 Lb.Ratng	4
	9	58540	(000000-) Fan Wldt, Vac, Transition	1
	10	378972	(000000-) Seal, Fan, Vac, Transition	1
	11	59649	(000000-) Isolator, Vibration .37 Dia	1
	12	374504	(000000-) Hinge Wldt, Engine Cover, Rh	1
	13	374505	(000000-) Hinge Wldt, Engine Cover, Lh	1
	14	69990	(000000-) Insulation, Acoustic, Engine Cover	1
	15	66184	(000000-) Seal, Acoustic, Engine Cover	2
	16	34323	(000000-) Scr-Hex .25-20x0.75 Nylonloc	4
	17	41178	(000000-) Washer Flt .25 Fender Pltd	4

Fig. 53 - Vacuum Fan Motor and Fittings Group

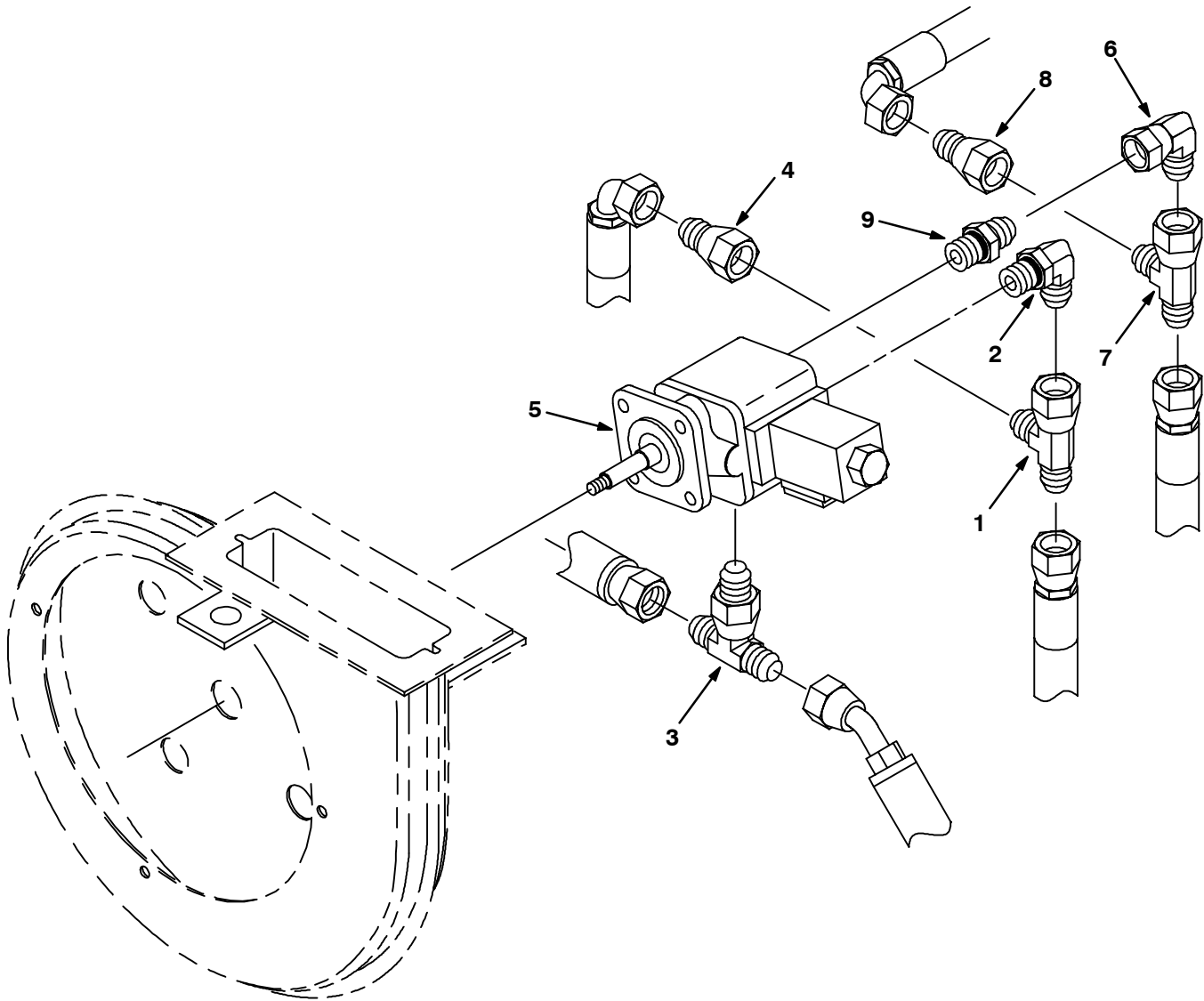


Fig. 53 - Vacuum Fan Motor and Fittings Group

Ref.	Tenant Part No.	Machine Serial Number	Description	Qty.
1	45482	(000000-) Ftg-Hyd Tee Jm08Jmjf	1
2	44868	(000000-) Ftg-Hyd E90 Jm08/Om08	1
3	31599	(000000-) Ftg-Hyd Tee Jm04Omjm	1
4	57979	(000000-) Ftg-Hyd Str Jm04/Jf08	1
5	53485	(000000-) Motor-Hyd Gear (See Breakdowns)	1
6	35033	(000000-) Ftg-Hyd E90 Jm12/Jf12	1
7	40514	(000000-) Ftg-Hyd Tee Jm12Jmjf	1
8	59975	(000000-) Ftg-Hyd Str Jm10/Jf12	1
9	62390	(000000-) Ftg-Hyd Str Jm12/Om08	1

Fig. 54 - Hydraulic Schematic (Metal Hopper)

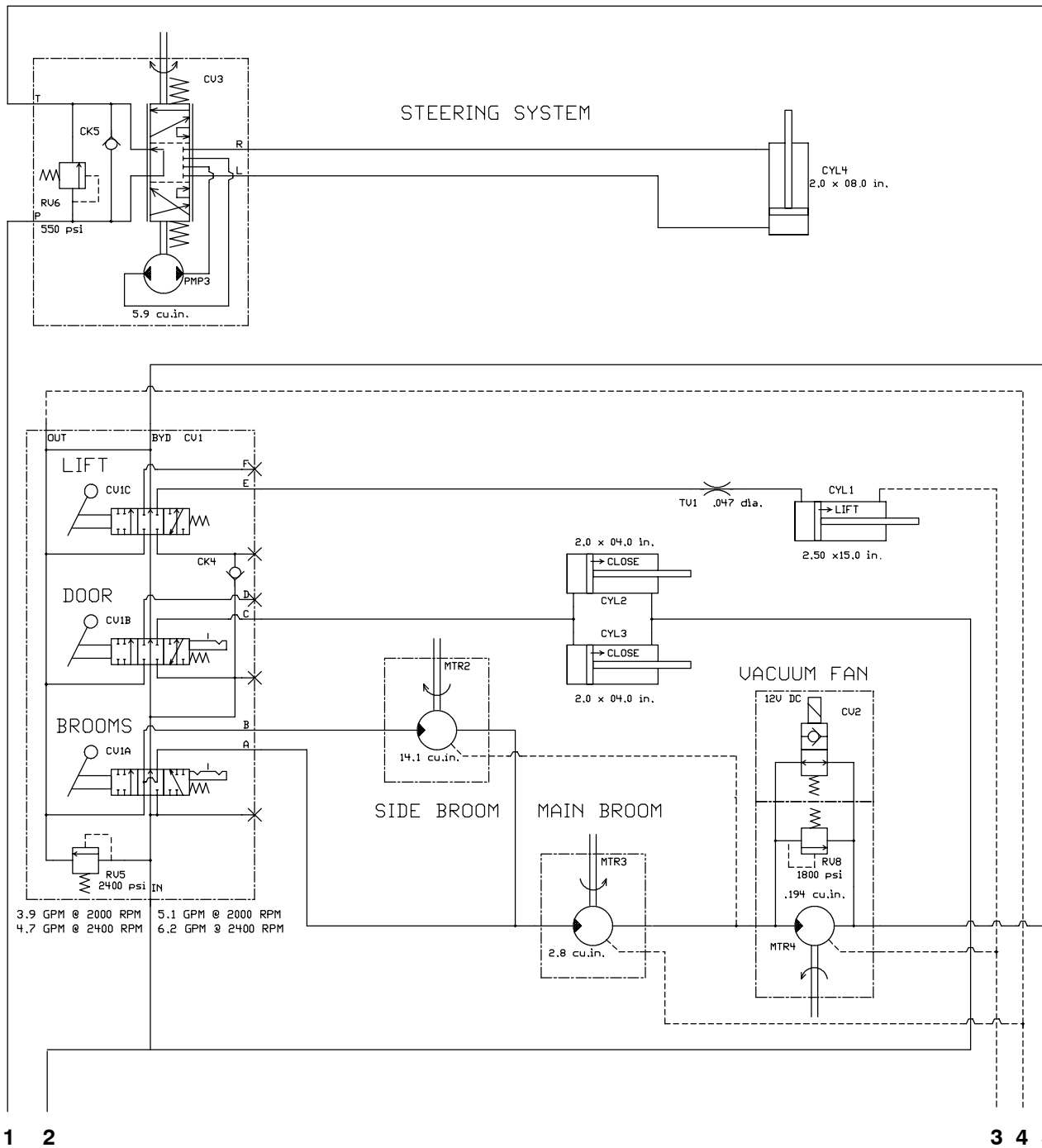
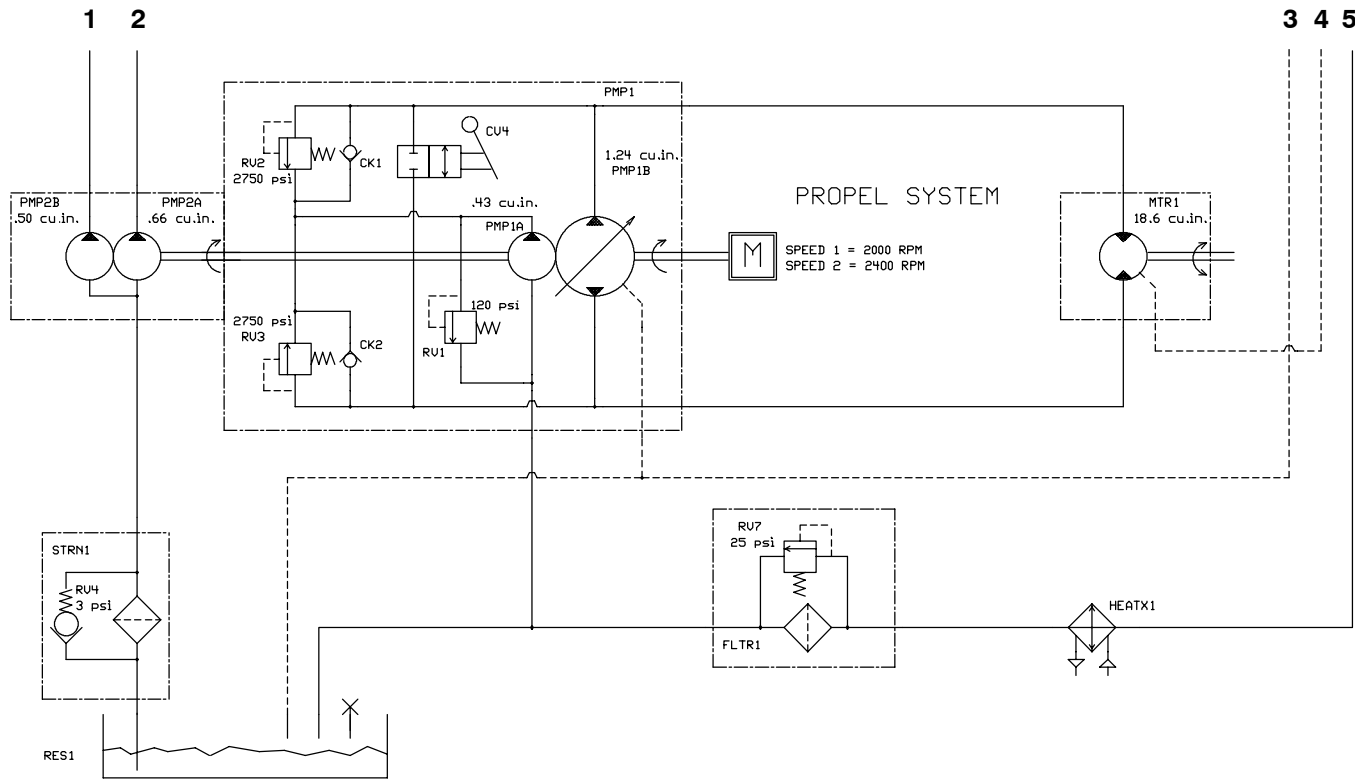


Fig. 54 - Hydraulic Schematic (Metal Hopper)



351757 - 6500, NA

Fig. 55 - Hydraulic Schematic (Plastic Hopper)

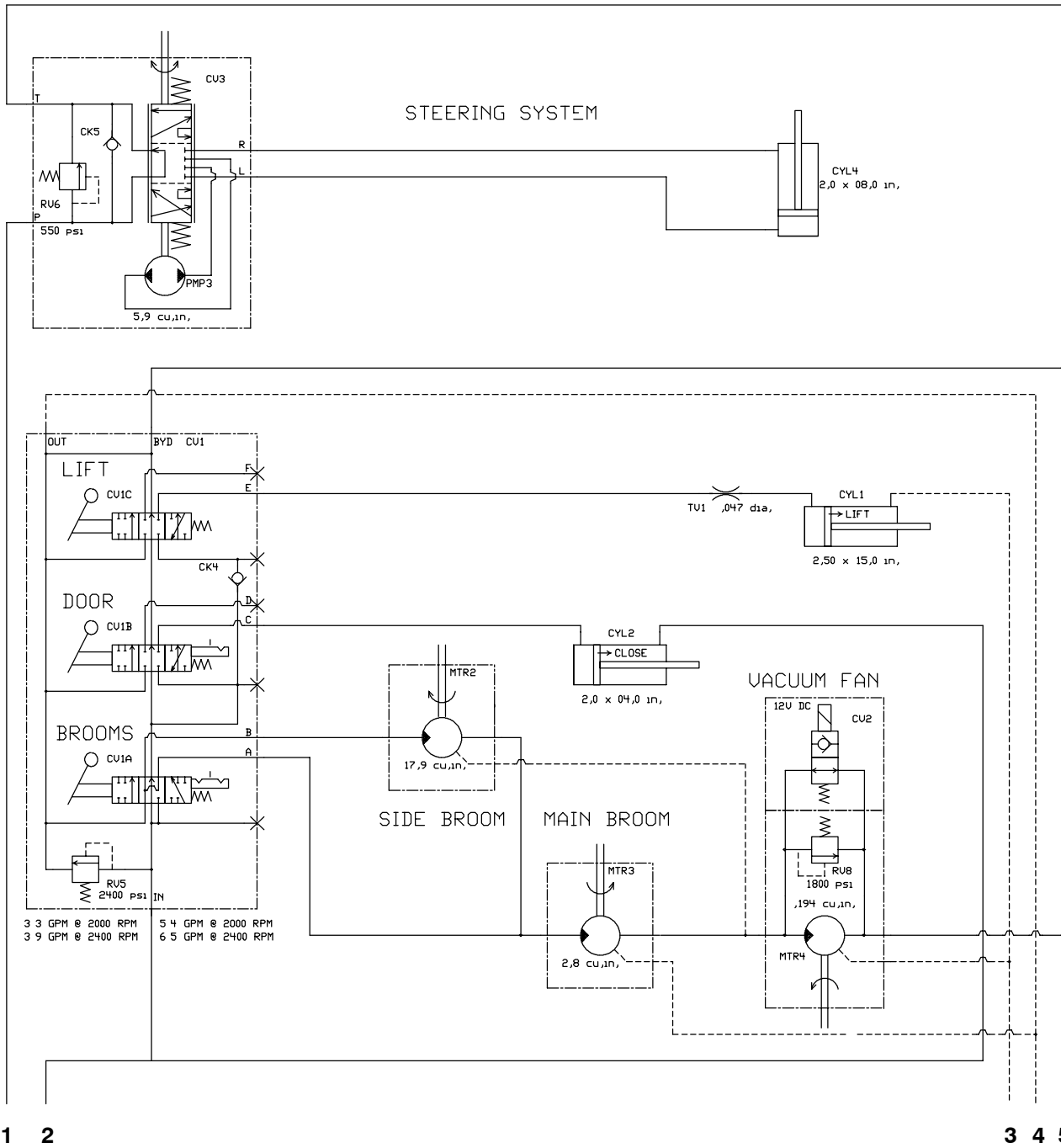
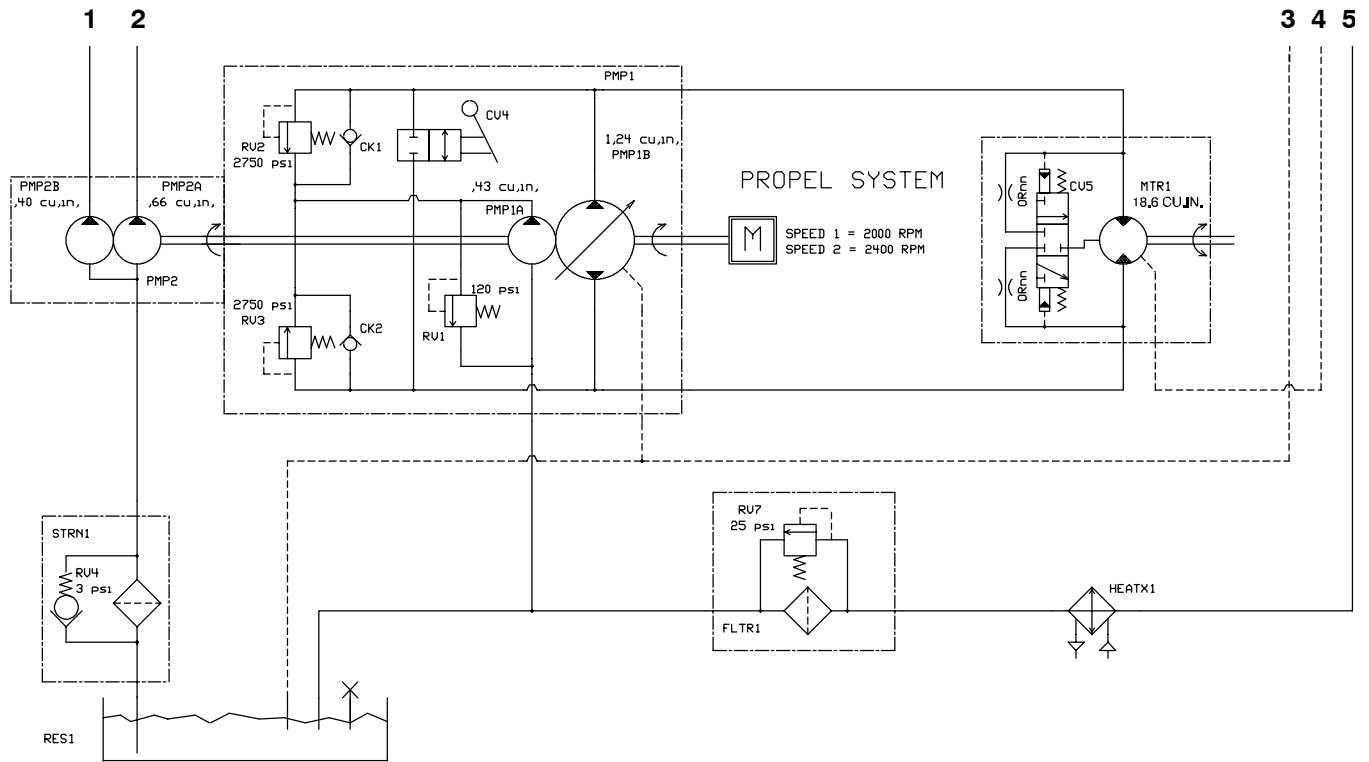


Fig. 55 - Hydraulic Schematic (Plastic Hopper)



351757 - 6500

Fig. 56 - Hydraulic Hose Group (Metal Hopper)

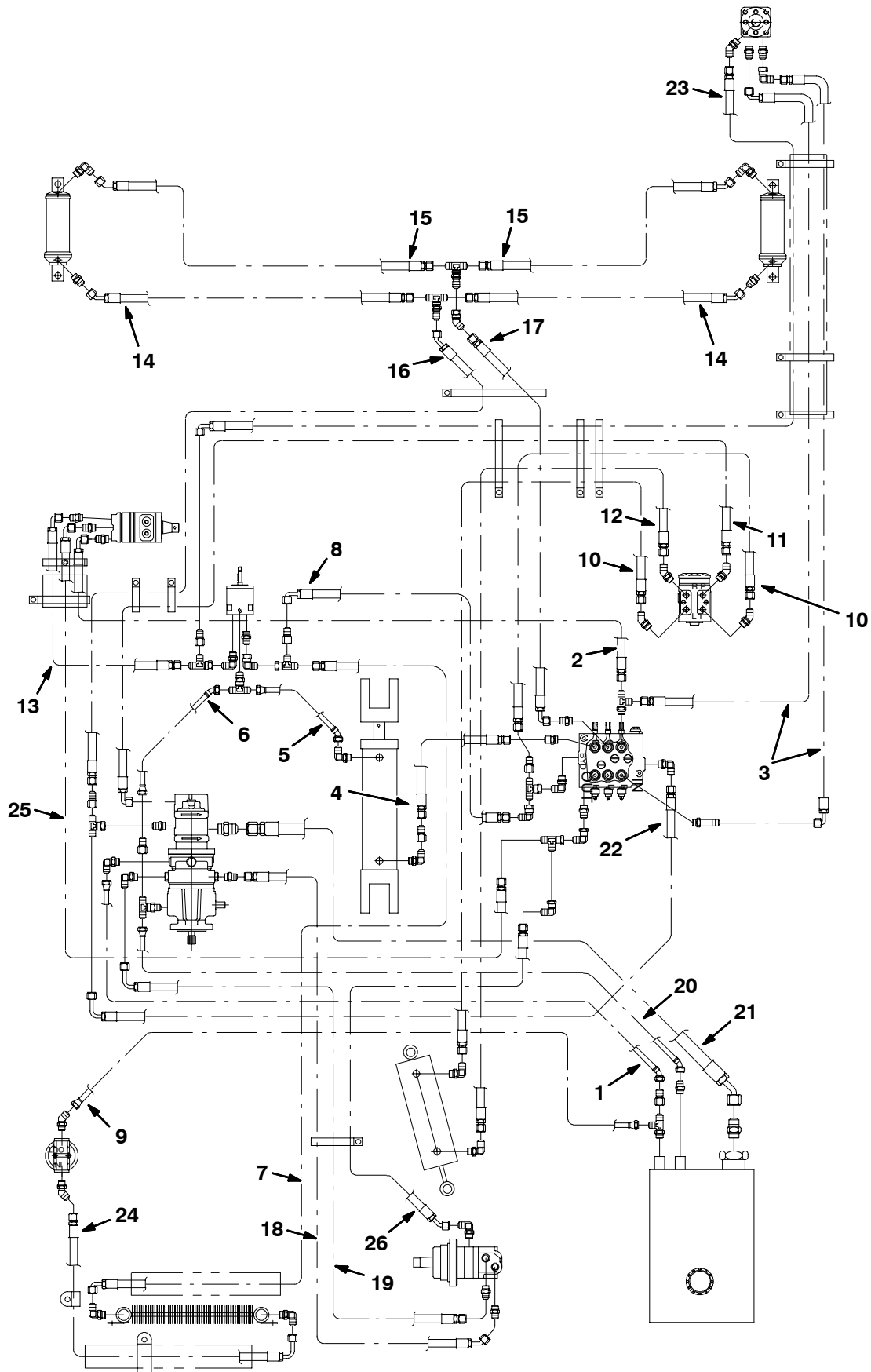


Fig. 56 - Hydraulic Hose Group (Metal Hopper)

Ref.	Tennant Part No.	Machine Serial Number	Description	Qty.
1	59568	(000000-005639)	Hose-Hyd Low08 Jf/J4	1
2	59560	(000000-005639)	Hose-Hyd Med06 Jf/J9	1
3	02469	(000000-005639)	Hose-Hyd Med06 Jf/J9	2
4	55691	(000000-005639)	Hose-Hyd Med04 Jf/Jf	1
5	59565	(000000-005639)	Hose-Hyd Low04 Jf/J4	1
6	59564	(000000-005639)	Hose-Hyd Low04 Jf/J4	1
7	31719	(000000-005639)	Hose-Hyd Med12 Jf/J9	1
8	59563	(000000-005639)	Hose-Hyd Med10 Jf/J9	1
9	35488	(000000-005639)	Hose-Hyd Low12 Jf/Jf	1
10	62100	(000000-005639)	Hose-Hyd Med06 Jf/Jf	2
11	59561	(000000-005639)	Hose-Hyd Med06 Jf/J9	1
12	62337	(000000-005639)	Hose-Hyd Med06 Jf/Jf	1
13	19637	(000000-005639)	Hose-Hyd Med08 Jf/J9	1
14	57173	(000000-005639)	Hose-Hyd Med04 Jf/J4	2
15	19644	(000000-005639)	Hose-Hyd Med04 Jf/J4	2
16	59581	(000000-005639)	Hose-Hyd Med04 Jf/J4	1
17	59582	(000000-005639)	Hose-Hyd Med04 Jf/J9	1
18	59574	(000000-005639)	Hose-Hyd Med10 Jf/J4	1
19	59575	(000000-005639)	Hose-Hyd Med10 Jf/JI9	1
20	59573	(000000-005639)	Hose-Hyd Low06 Jf/J4	1
21	59572	(000000-005639)	Hose-Hyd Suc20 Jf/J4	1
22	59576	(000000-005639)	Hose-Hyd Med08 Jf/JI9	1
23	59579	(000000-005639)	Hose-Hyd Med04 Jf/J9	1
24	59106	(000000-005639)	Hose-Hyd Med12 Jf/JI9	1
25	57962	(000000-005639)	Hose-Hyd Med04 Jf/J9	1
26	59585	(000000-005639)	Hose-Hyd Med04 Jf/J4	1

Fig. 57 - Hydraulic Hose Group (Plastic Hopper)

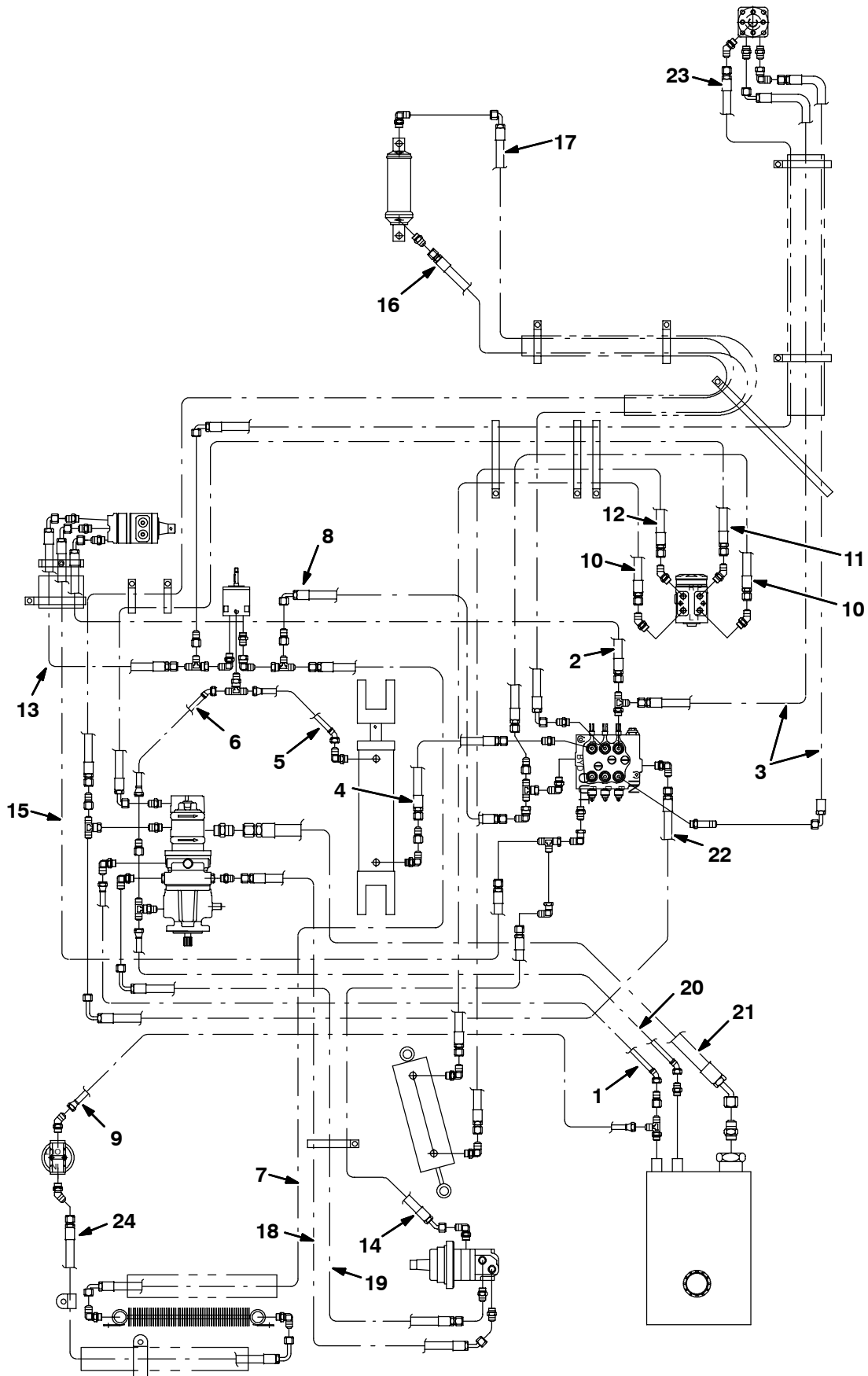


Fig. 57 - Hydraulic Hose Group (Plastic Hopper)

Ref.	Tennant Part No.	Machine Serial Number	Description	Qty.
1	59568	(005640-) Hose-Hyd Low08 Jf/J4	1
2	59560	(005640-) Hose-Hyd Med06 Jf/J9	1
3	02469	(005640-) Hose-Hyd Med06 Jf/J9	2
4	55691	(005640-) Hose-Hyd Med04 Jf/Jf	1
5	59565	(005640-) Hose-Hyd Low04 Jf/J4	1
6	59564	(005640-) Hose-Hyd Low04 Jf/J4	1
7	31719	(005640-) Hose-Hyd Med12 Jf/J9	1
8	59563	(005640-) Hose-Hyd Med10 Jf/J9	1
9	35488	(005640-) Hose-Hyd Low12 Jf/Jf	1
10	62100	(005640-) Hose-Hyd Med06 Jf/Jf	2
11	59561	(005640-) Hose-Hyd Med06 Jf/J9	1
12	62337	(005640-) Hose-Hyd Med06 Jf/Jf	1
13	19637	(005640-) Hose-Hyd Med08 Jf/J9	1
14	59585	(005640-) Hose-Hyd Med04 Jf/J4	1
15	57962	(005640-) Hose-Hyd Med04 Jf/J9	1
16	71749	(005640-) Hose-Hyd Ar 04, Jf Str/E90, 80.0L	1
17	379793	(005640-) Hose-Hyd Ar 04, Jf Str/E90, 114.0L	1
18	59574	(005640-) Hose-Hyd Med10 Jf/J4	1
19	59575	(005640-) Hose-Hyd Med10 Jf/JI9	1
20	59573	(005640-) Hose-Hyd Low06 Jf/J4	1
21	59572	(005640-) Hose-Hyd Suc20 Jf/J4	1
22	59576	(005640-) Hose-Hyd Med08 Jf/JI9	1
23	59579	(005640-) Hose-Hyd Med04 Jf/J9	1
24	59106	(005640-) Hose-Hyd Med12 Jf/JI9	1

Fig. 58 - Hydraulic Reservoir Group

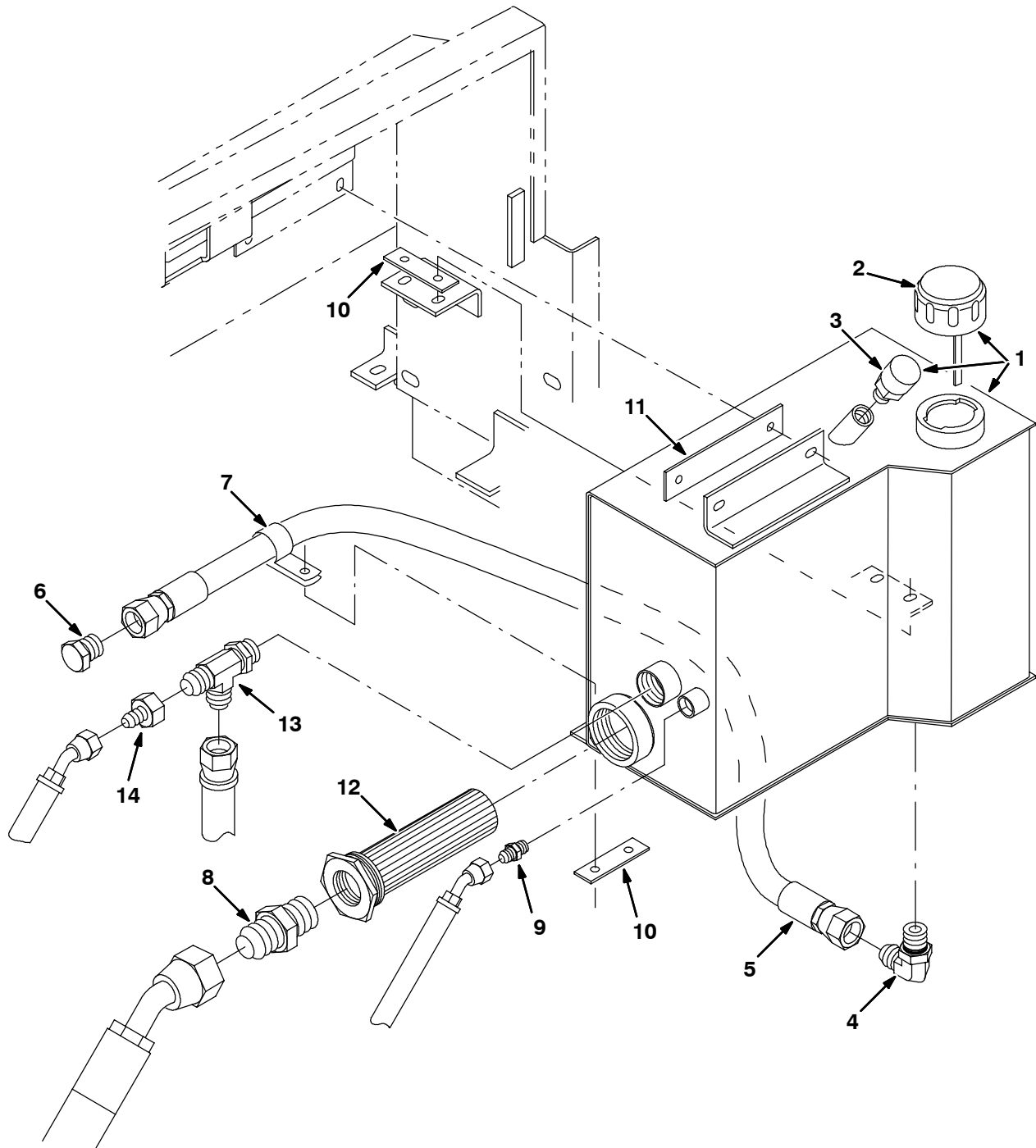


Fig. 58 - Hydraulic Reservoir Group

	Ref.	Tennant Part No.	Machine Serial Number	Description	Qty.
▽	1	72136	(000000-) Reservoir, 07.0 Gal W/label	1
▲	2	23163	(000000-) Cap, Hyd Reservoir W/dipstick	1
▲	3	23182	(000000-) Breather, Hyd, 20 Micron	1
	4	56821	(000000-) Ftg-Hyd E90 Jm08/Om10	1
	5	13115	(000000-) Hose-Hyd Low08 Jf/Jf	1
	6	16376	(000000-) Ftg-Hyd Plg Jm08	1
	7	53466	(000000-) Clamp-Cable, 1.50d 1.00w Stl	1
	8	58858	(000000-) Ftg-Hyd Str Jm20/Om20	1
	9	56690	(000000-) Ftg-Hyd Str Jm06/Om06	1
	10	59789	(000000-) Pad, Tank, Hyd	4
	11	59790	(000000-) Pad, Tank, Hyd	1
	12	31613	(000000-) Strainer-Hyd Suction 25-100-03	1
	13	42216	(000000-) Ftg-Hyd Tee Jm12Jmom	1
	14	78143	(000000-) Ftg-Hyd Str Jm08/Jf12	1

Fig. 59 - Hydraulic Valve Group

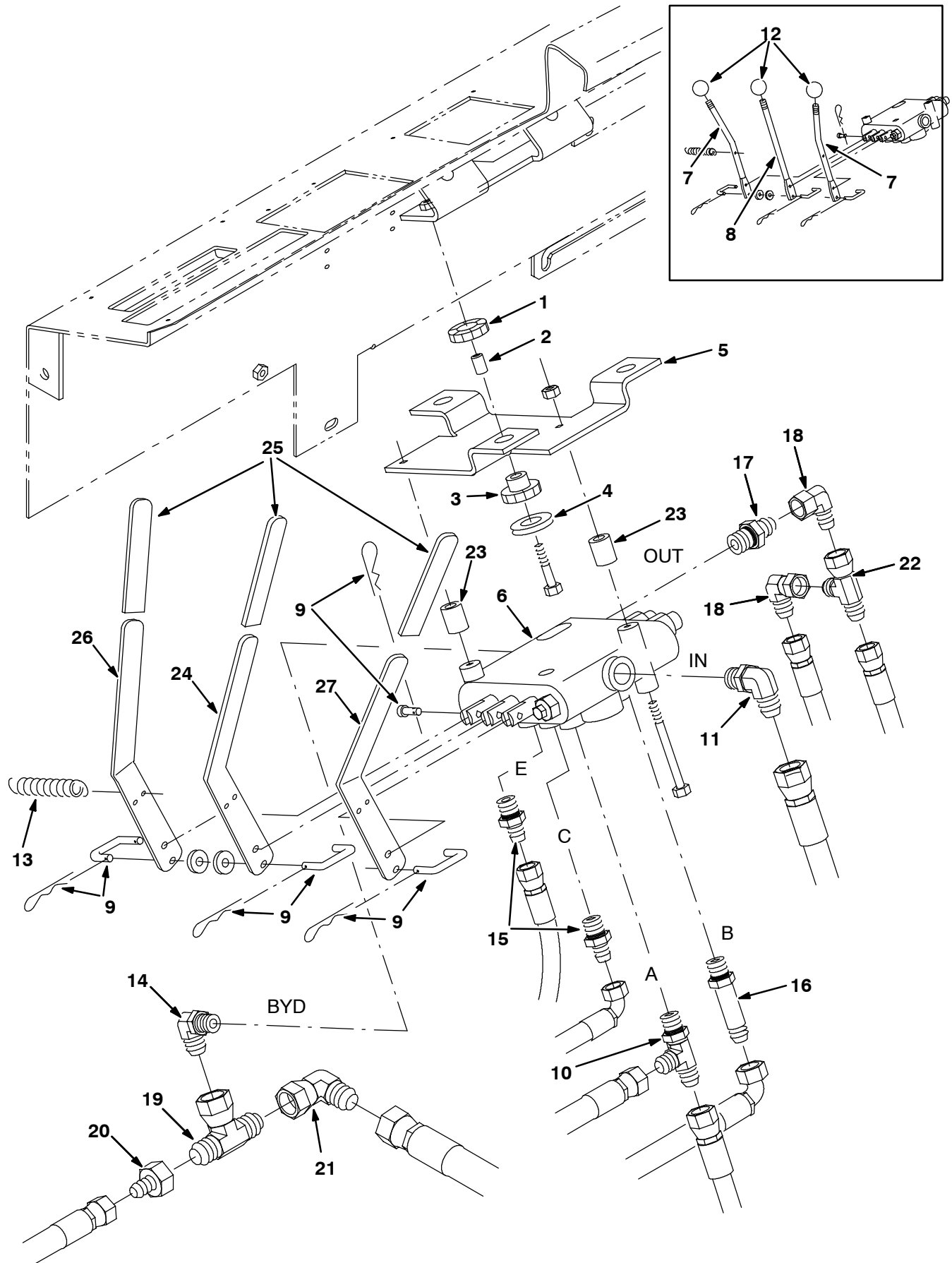


Fig. 59 - Hydraulic Valve Group

Ref.	Tennant Part No.	Machine Serial Number	Description	Qty.
▽	69910	(000000-) Isolator Assy, Valve	1
▲ 1	62172	(000000-) Ring	3
▲ 2	64905	(000000-) Sleeve, .259B .38D .62 Dom	3
▲ 3	62173	(000000-) Bushing, Isolator-Inner,Rbr.	3
▲ 4	30013	(000000-) Washer-Flt .31 Fender Pltd	3
5	55446	(000000-) Bracket, Mtg, Valve	1
6	374547	(000000-) Valve-Hyd,Manual (See Breakdowns)	1
7	374549	(000000-019999) Handle, Control Valve, Bent	2
8	374548	(000000-019999) Handle, Control Valve, Straight	1
9	48760	(000000-) Link Assy, Valve Handle	3
10	76316	(000000-) Ftg-Hyd Tee Jm06Jmom	1
11	44868	(000000-) Ftg-Hyd E90 Jm08/Om08	1
12	59530	(000000-019999) Knob, 1.375 Dia, Black	3
13	59870	(000000-) Spring,Tens, .50Dx.05Wire 2.5L	1
14	374567	(000000-) Ftg-Hyd E90 Jm10/Om08	1
15	55685	(000000-) Ftg-Hyd Str Jm04/Om06	2
16	59577	(000000-) Ftg-Hyd Str Jm06Om06L	1
17	55686	(000000-) Ftg-Hyd Str Jm04/Om08	1
18	39210	(000000-) Ftg-Hyd E90 Jm04/Jf04	2
19	50421	(000000-) Ftg-Hyd Tee Jm10/JfJm	1
20	47754	(000000-) Ftg-Hyd Str Jm06/Jf10	1
21	54194	(000000-) Ftg-Hyd E90 Jm10/Jf10	1
22	57988	(000000-) Ftg-Hyd Tee Jm04Jmjf	1
23	09900-1	(000000-) Sleeve, .260B .50D .75	2
24	383157	(020000-) Handle, Cntrl, Str	1
25	360467	(020000-) Grip, Vinyl	3
26	383158	(020000-) Handle, Cntrl	1
27	383221	(020000-) Handle, Cntrl, Lh	1

Fig. 60 - Hydraulic Pumps Group

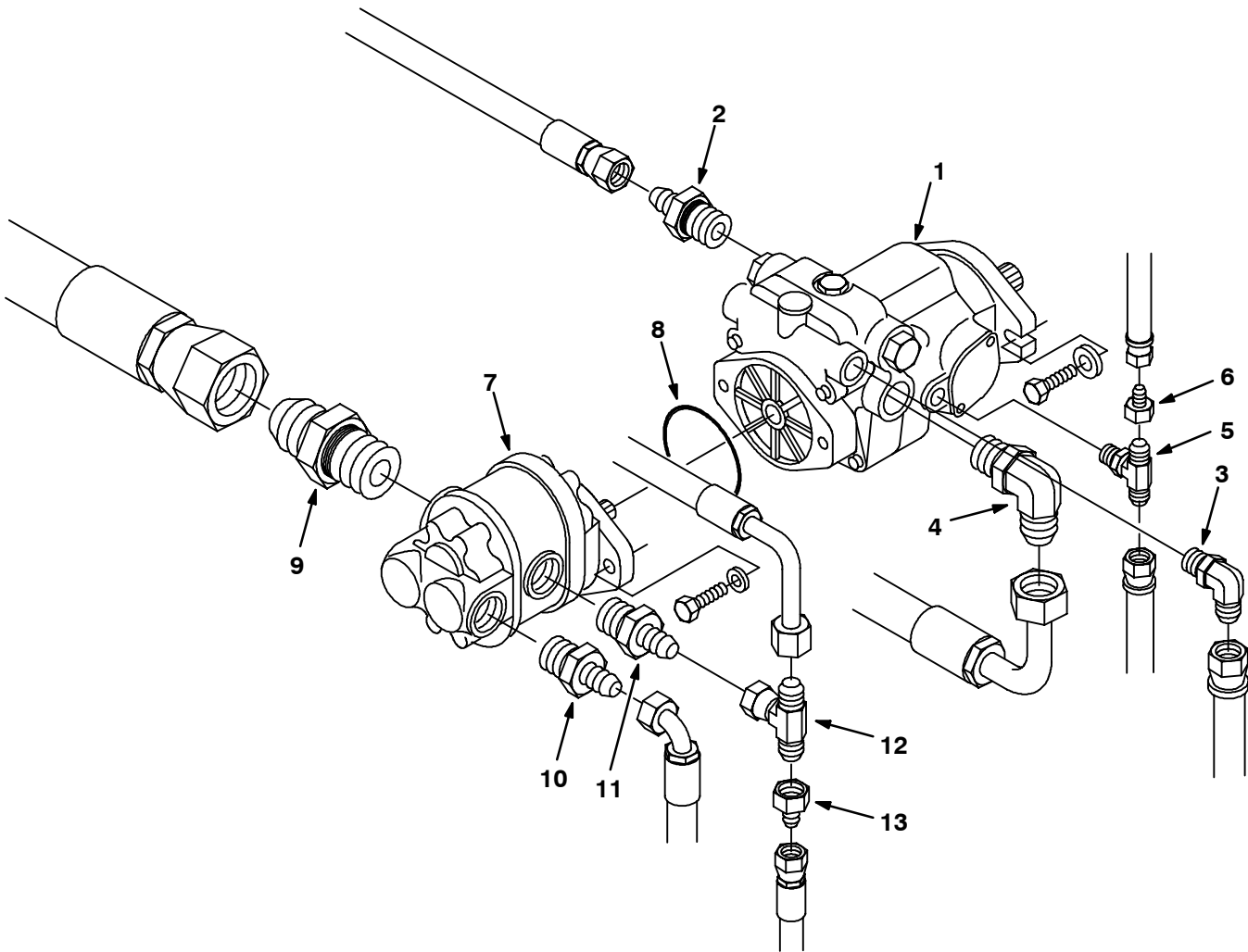
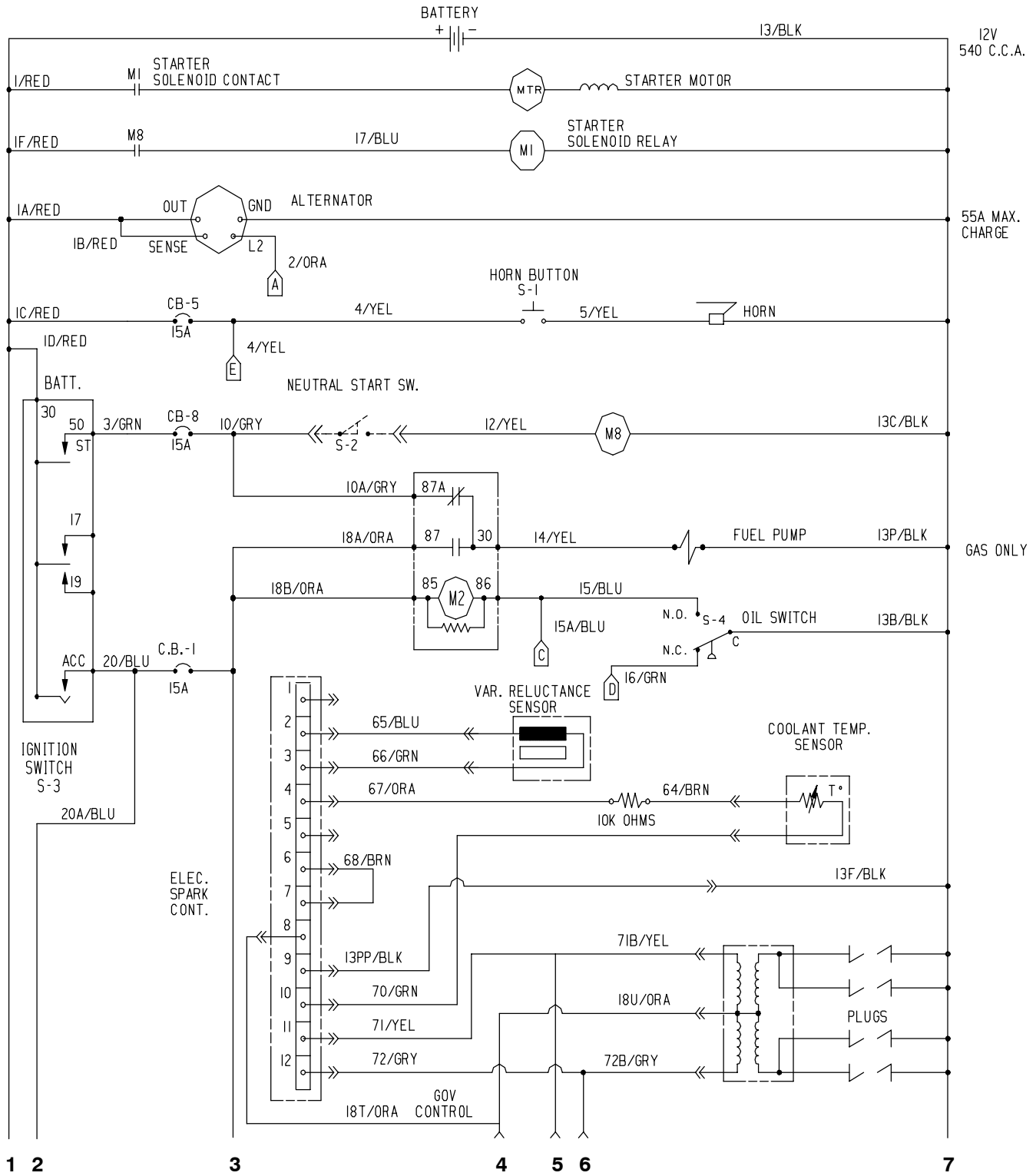


Fig. 60 - Hydraulic Pumps Group

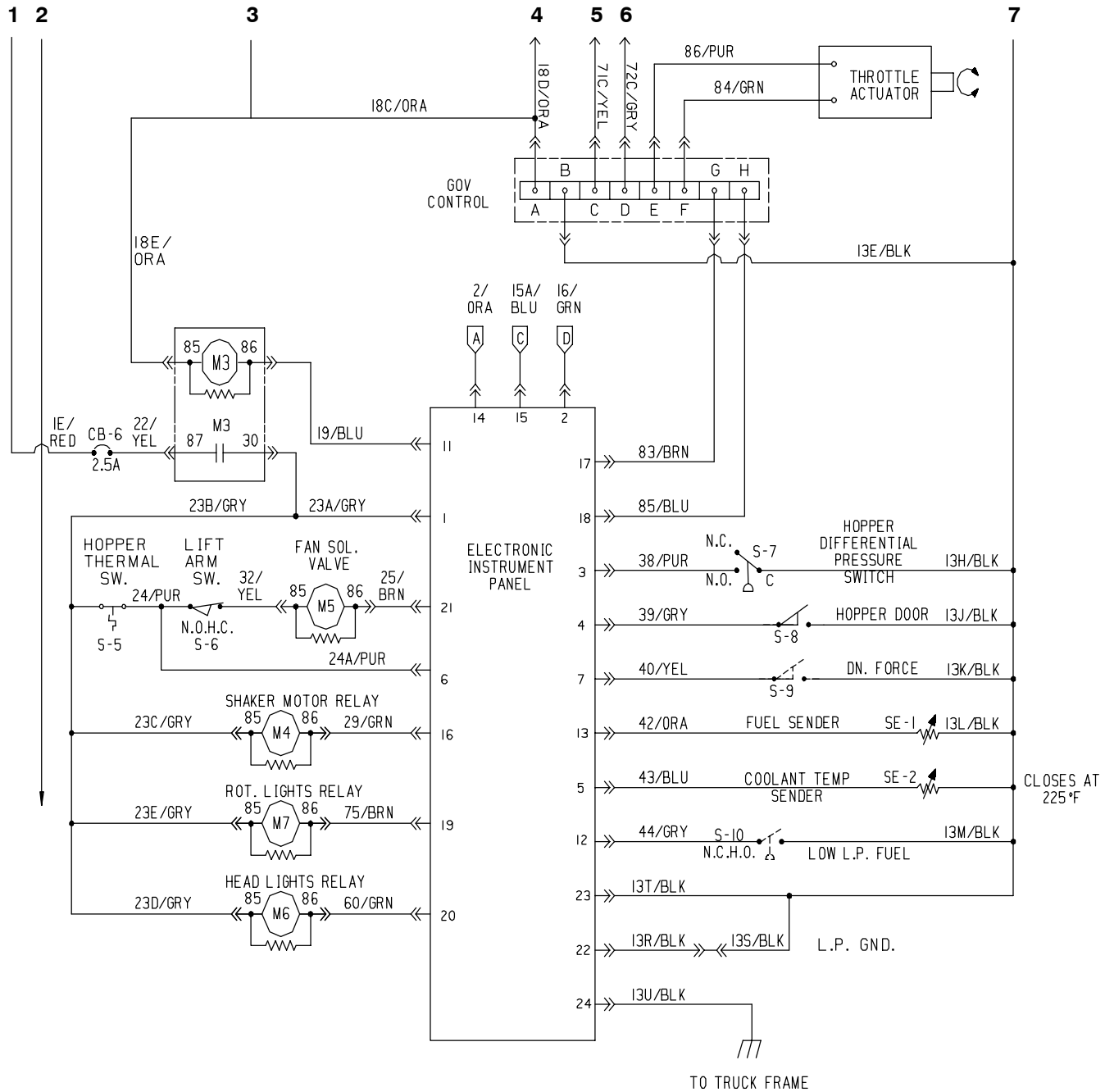
Ref.	Tenant Part No.	Machine Serial Number	Description	Qty.
1	79768	(000000-) Pump-Hyd Piston (See Breakdowns)	1
2	42223	(000000-) Ftg-Hyd Str Jm10/Om12	1
3	44868	(000000-) Ftg-Hyd E90 Jm08/Om08	1
4	53076	(000000-) Ftg-Hyd E90 Jm10/Om12	1
5	67683	(000000-) Ftg-Hyd Tee Jm06Omjm	1
6	47752	(000000-) Ftg-Hyd Str Jm04/Jf06	1
7	53554	(000000-005544) Pump-Hyd Gear (See Breakdowns)	1
7	379605	(005545-) Pump-Hyd Gear (See Breakdowns)	1
8	65145-1	(000000-) O-Ring Gland	1
9	58858	(000000-) Ftg-Hyd Str Jm20/Om20	1
10	47508	(000000-) Ftg-Hyd Str Jm06/Om10	1
11	56692	(000000-) Ftg-Hyd Str Jm08/Om10	1
12	76315	(000000-) Ftg-Hyd Tee Jm08Jfjm	1
13	57979	(000000-) Ftg-Hyd Str Jm04/Jf08	1

Fig. 61 - Electrical Schematic (000000-019999)



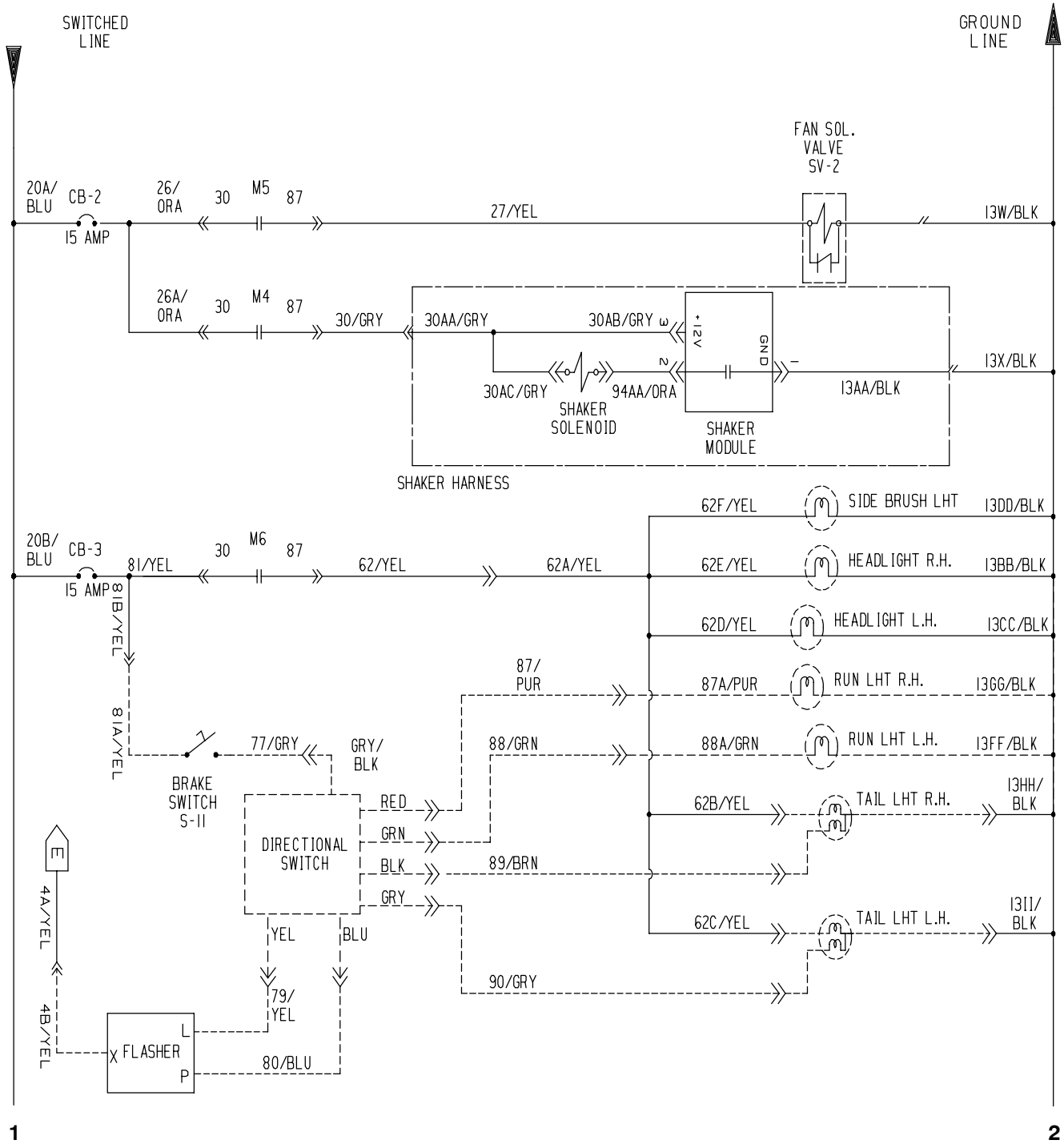
351772 - G, LP

Fig. 61 - Electrical Schematic (000000-019999)



351772 - G, LP

Fig. 61 - Electrical Schematic (000000-019999)

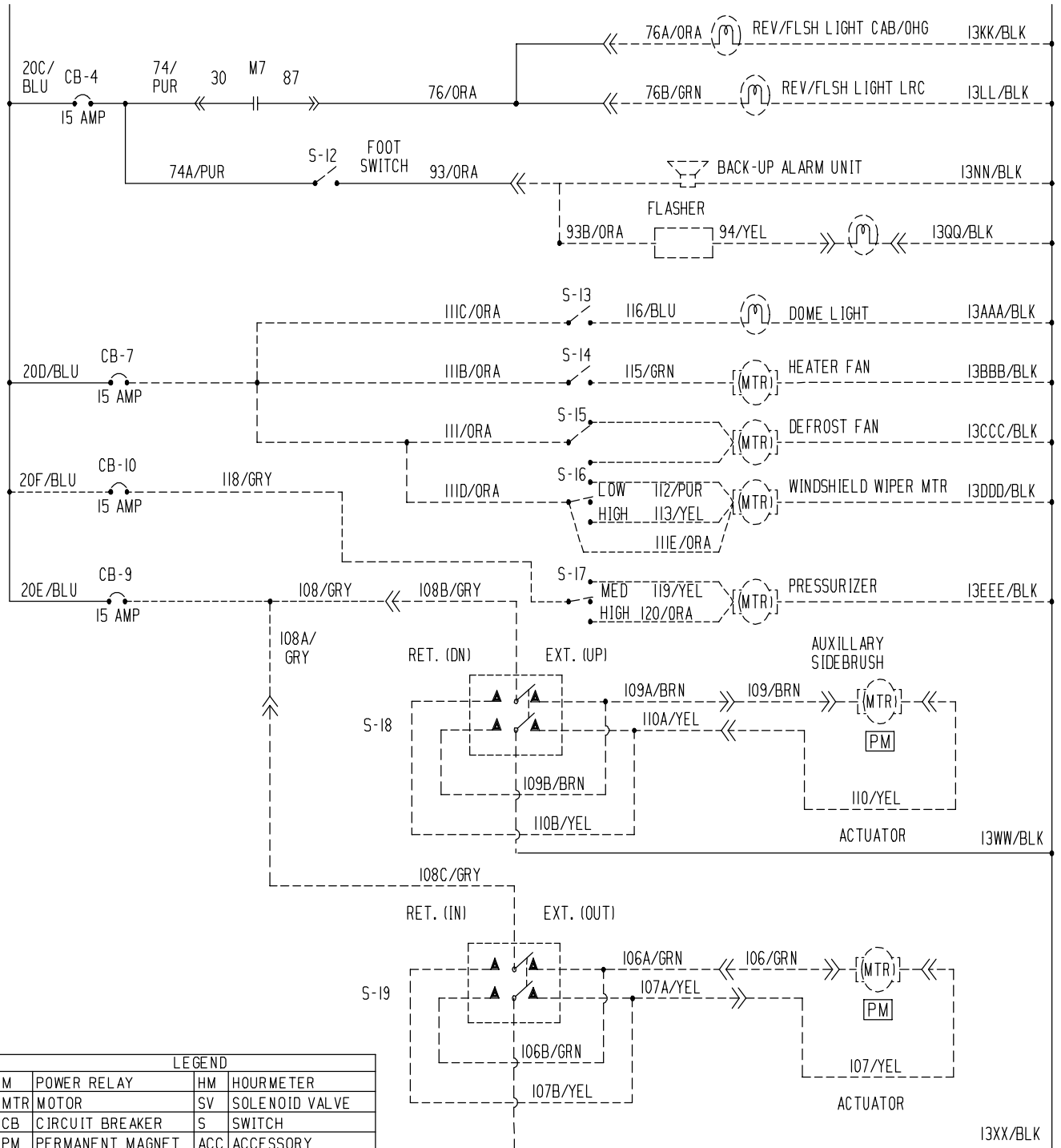


351772 - G, LP

Fig. 61 - Electrical Schematic (000000-019999)

1

2



LEGEND			
M	POWER RELAY	HM	HOURLMETER
MTR	MOTOR	SV	SOLENOID VALVE
CB	CIRCUIT BREAKER	S	SWITCH
PM	PERMANENT MAGNET	ACC	ACCESSORY
J	JACK-FEM. SOCKET	GND	GROUND CHASSIS
P	PLUG-MALE PIN	C	COMMON
PB	PUSHBUTTON	N.O.	NORMALLY OPEN
VM	VOLTMETER	N.C.	NORMALLY CLOSED
FU	FUSE		

Fig. 62- Electrical Schematic (020000-)

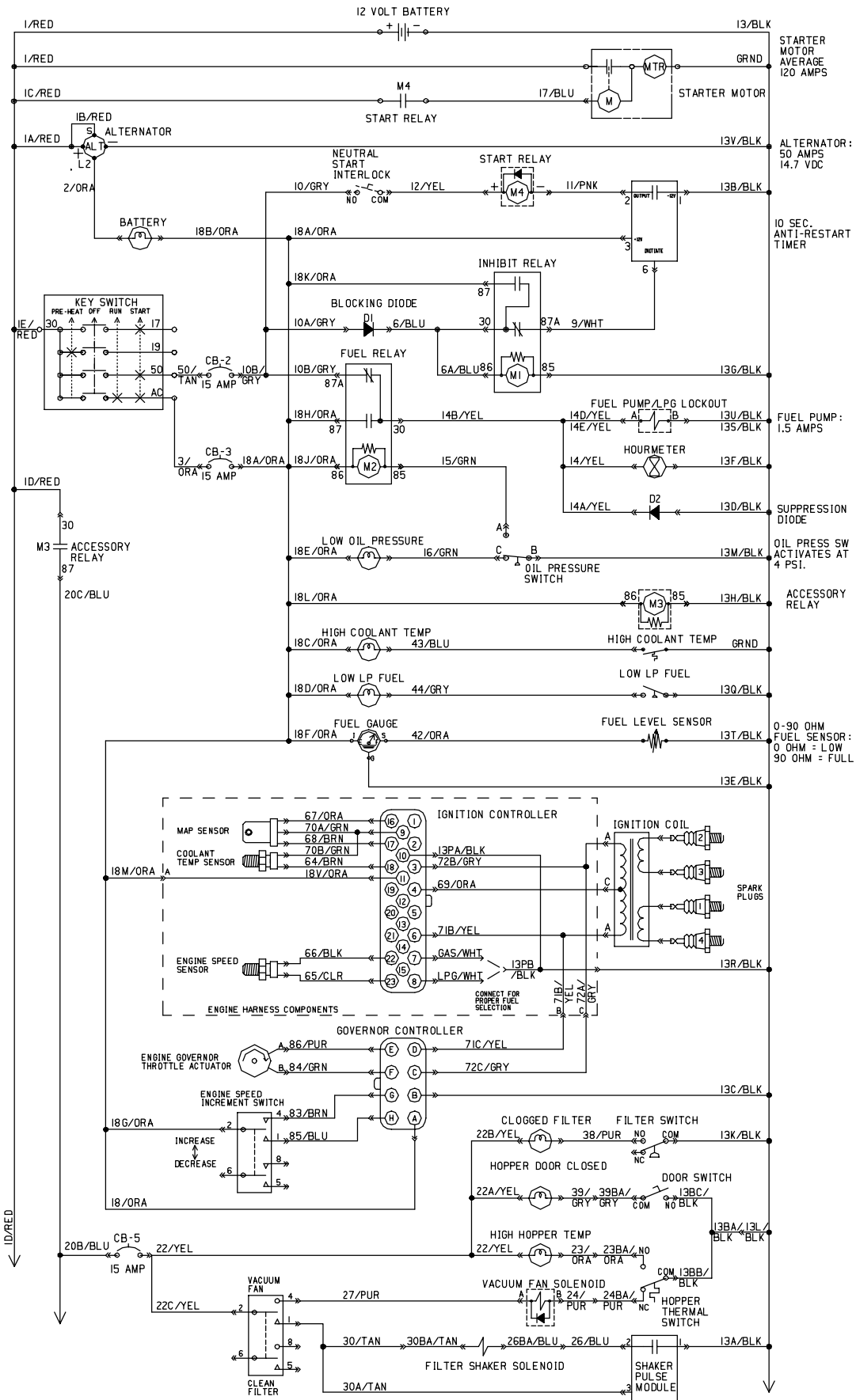
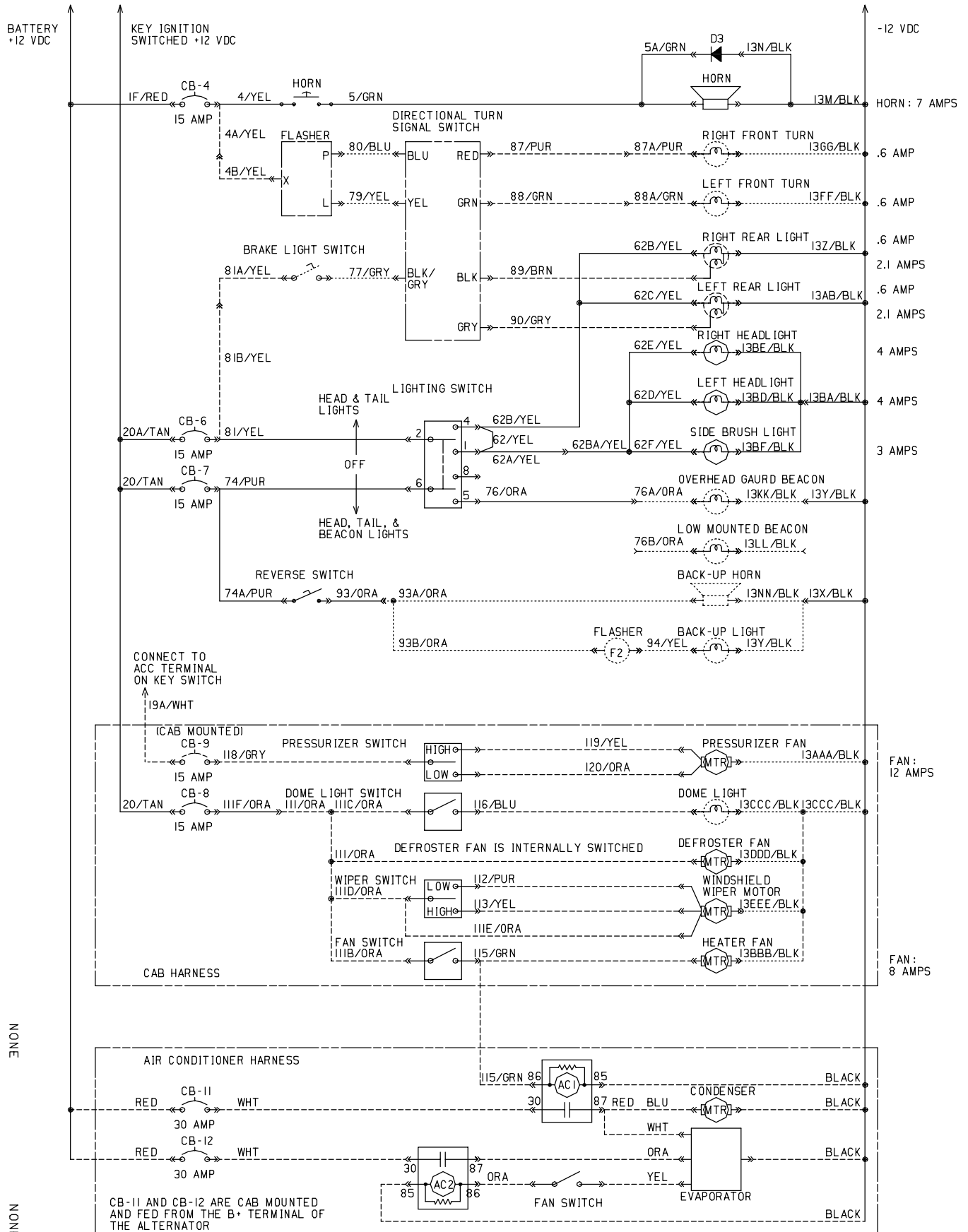


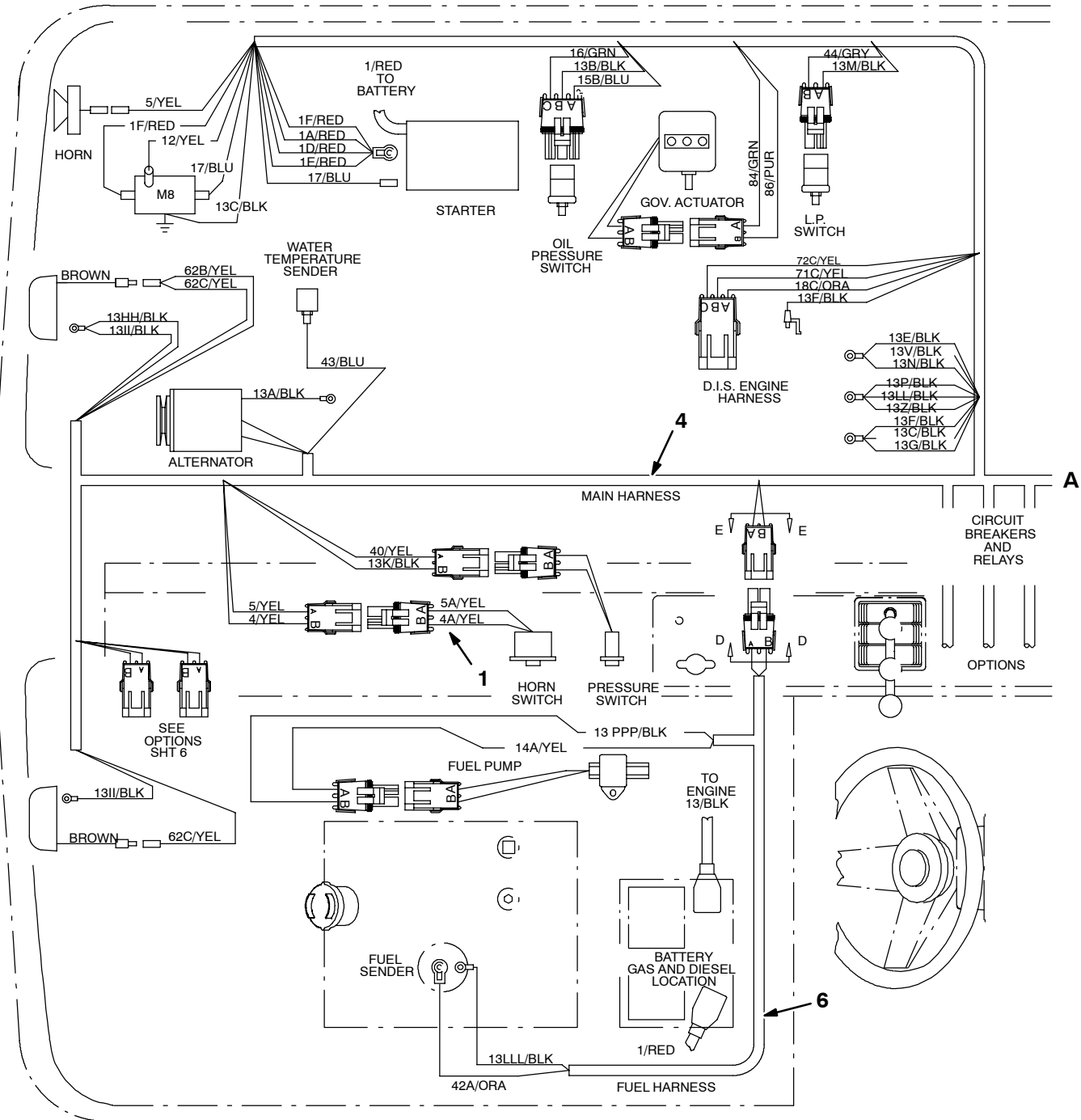
Fig. 62- Electrical Schematic (020000-)



353829 - 6500, G, LP

STANDARD PARTS

Fig. 63 - Wire Harnesses Group (000000-019999)



SOCKET NO.	WIRE NO.	COLOR	SOCKET NO.	WIRE NO.	COLOR	SOCKET NO.	WIRE NO.	COLOR	SOCKET NO.	WIRE NO.	COLOR
1	23A	GRY	7	40	YEL	13	42	ORA	19	75	BRN
2	16	GRN	8	PLUG		14	2	ORA	20	60	GRN
3	38	PUR	9	PLUG		15	15A	BLU	21	25	BRN
4	39	GRY	10	PLUG		16	29	GRN	22	13R	BLK
5	43	BLU	11	19	BLU	17	83	BRN	23	13T	BLK
6	24A	PUR	12	44	GRY	18	85	BLU	24	13U	BLK

Fig. 63 - Wire Harnesses Group (000000-019999)

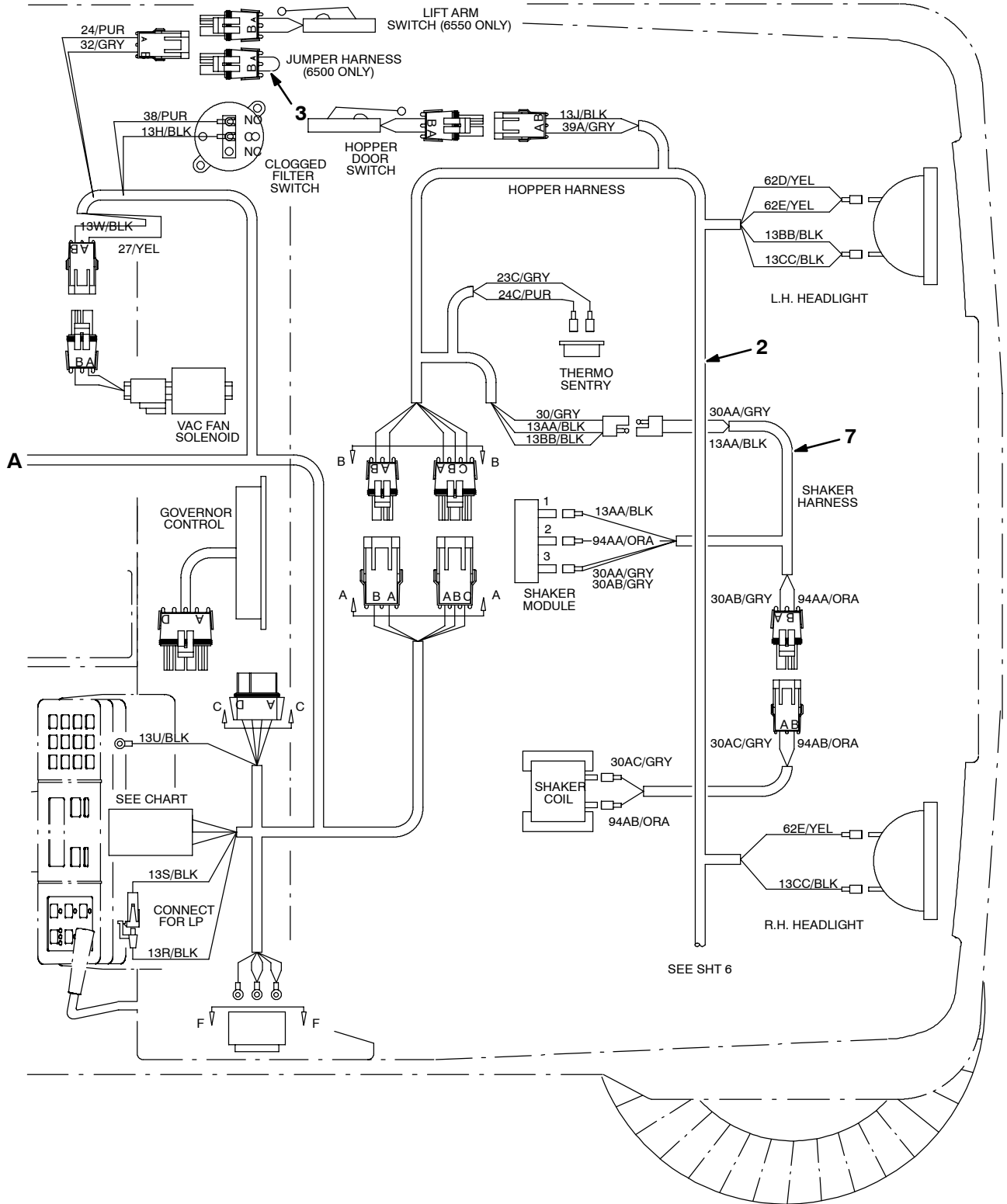


Fig. 63 - Wire Harnesses Group (000000-019999)

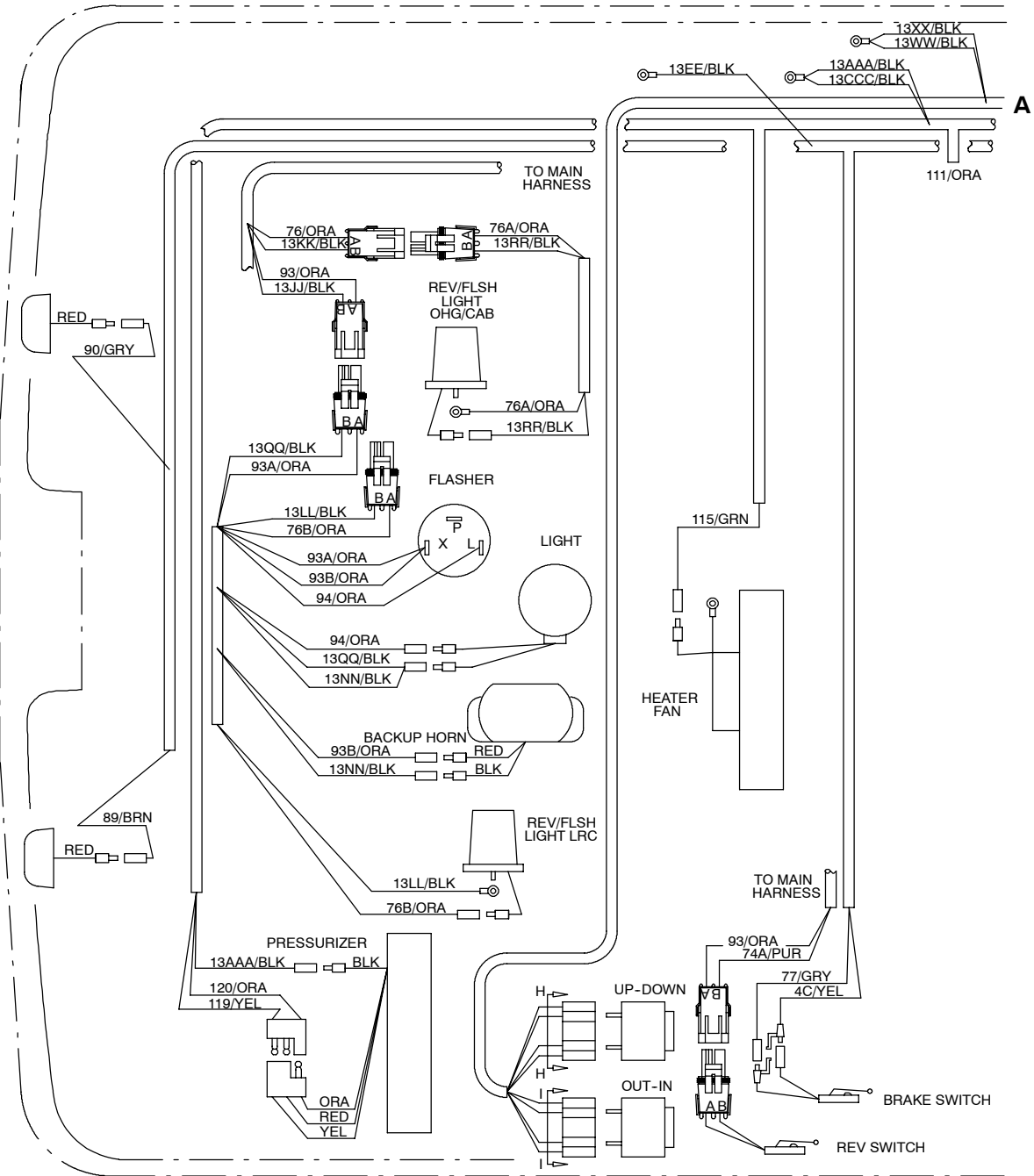


Fig. 63 - Wire Harnesses Group (000000-019999)

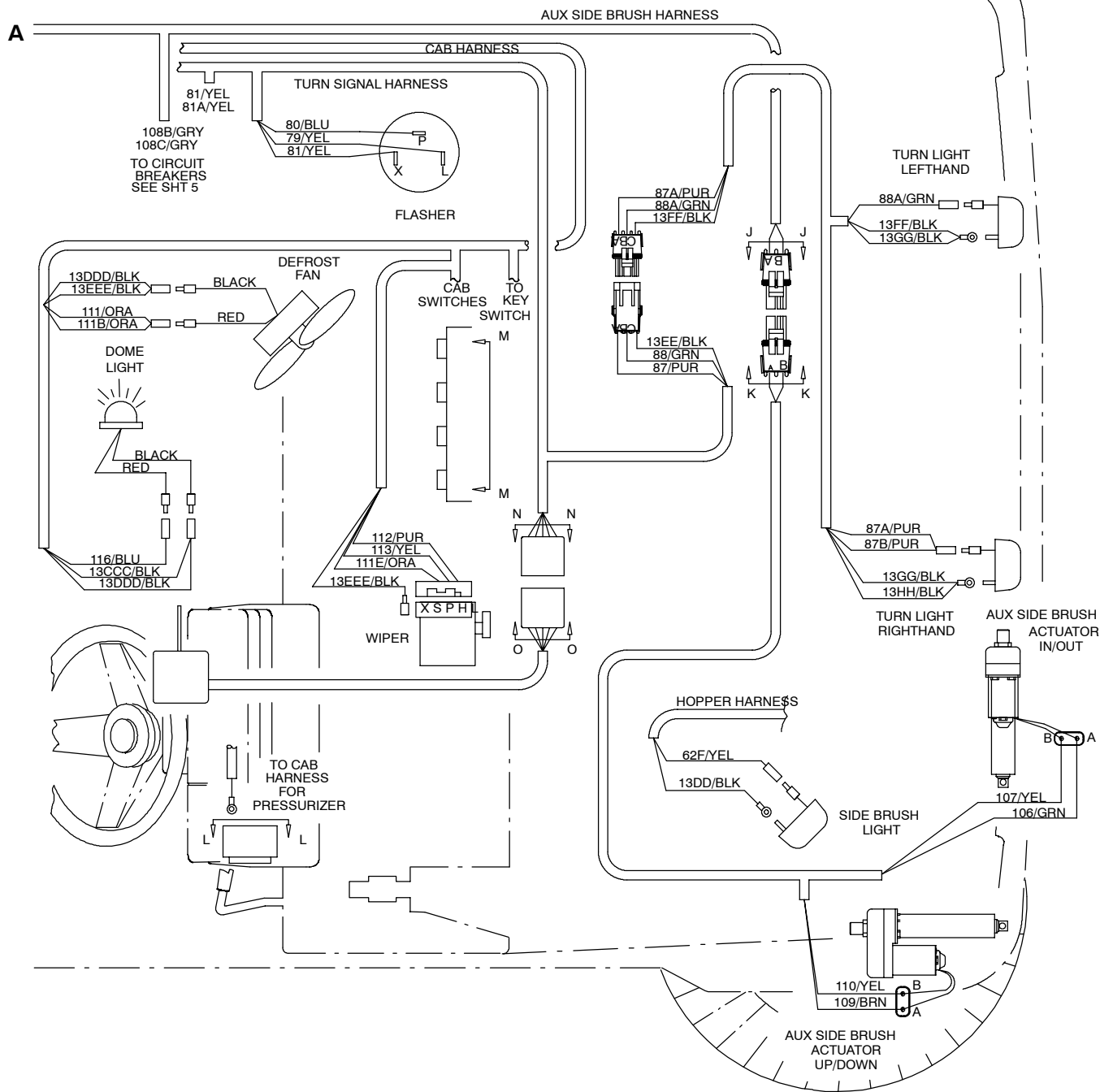
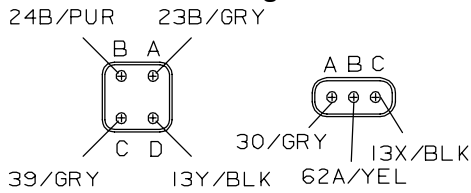
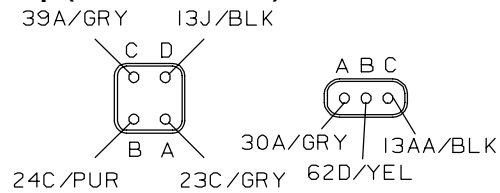


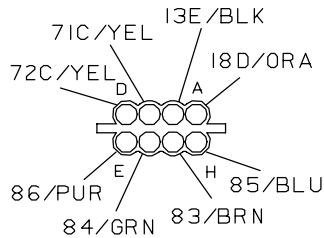
Fig. 63 - Wire Harnesses Group (000000-019999)



VIEW A-A

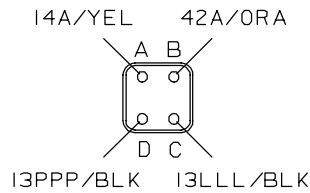


VIEW B-B

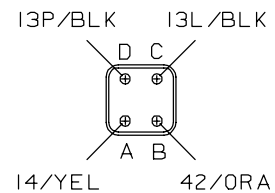


VIEW C-C

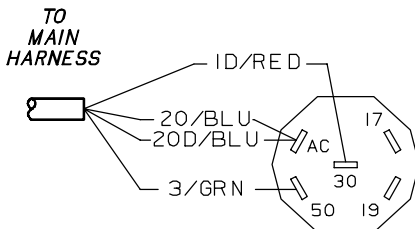
GOVERNOR CONTROL



VIEW D-D

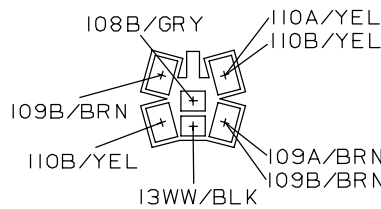


VIEW E-E



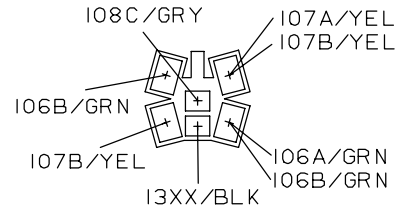
VIEW F-F

KEY SWITCH

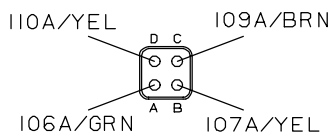


VIEW H-H

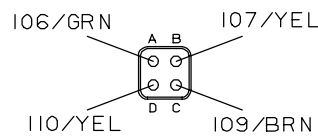
AUX SIDE BRUSH SWITCHES



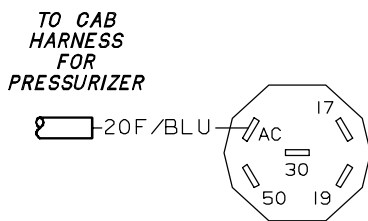
VIEW I-I



VIEW J-J

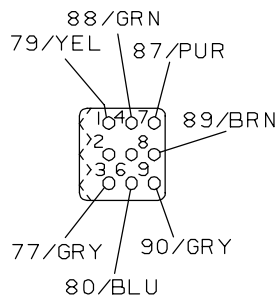


VIEW K-K

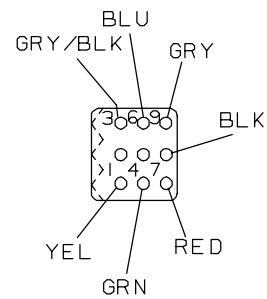


VIEW L-L

KEY SWITCH



VIEW N-N



VIEW O-O

Fig. 63 - Wire Harness Group (00000-019999)

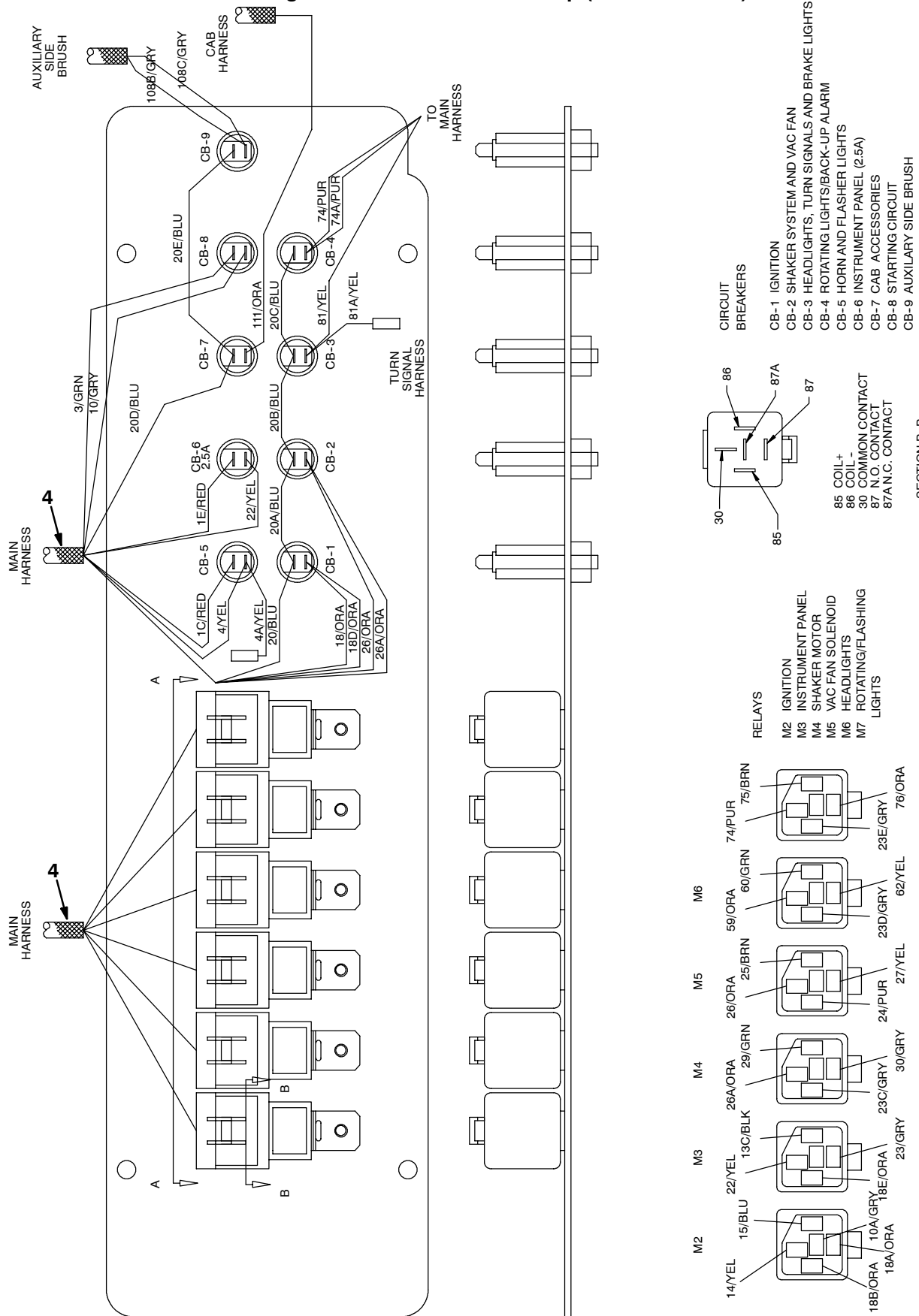
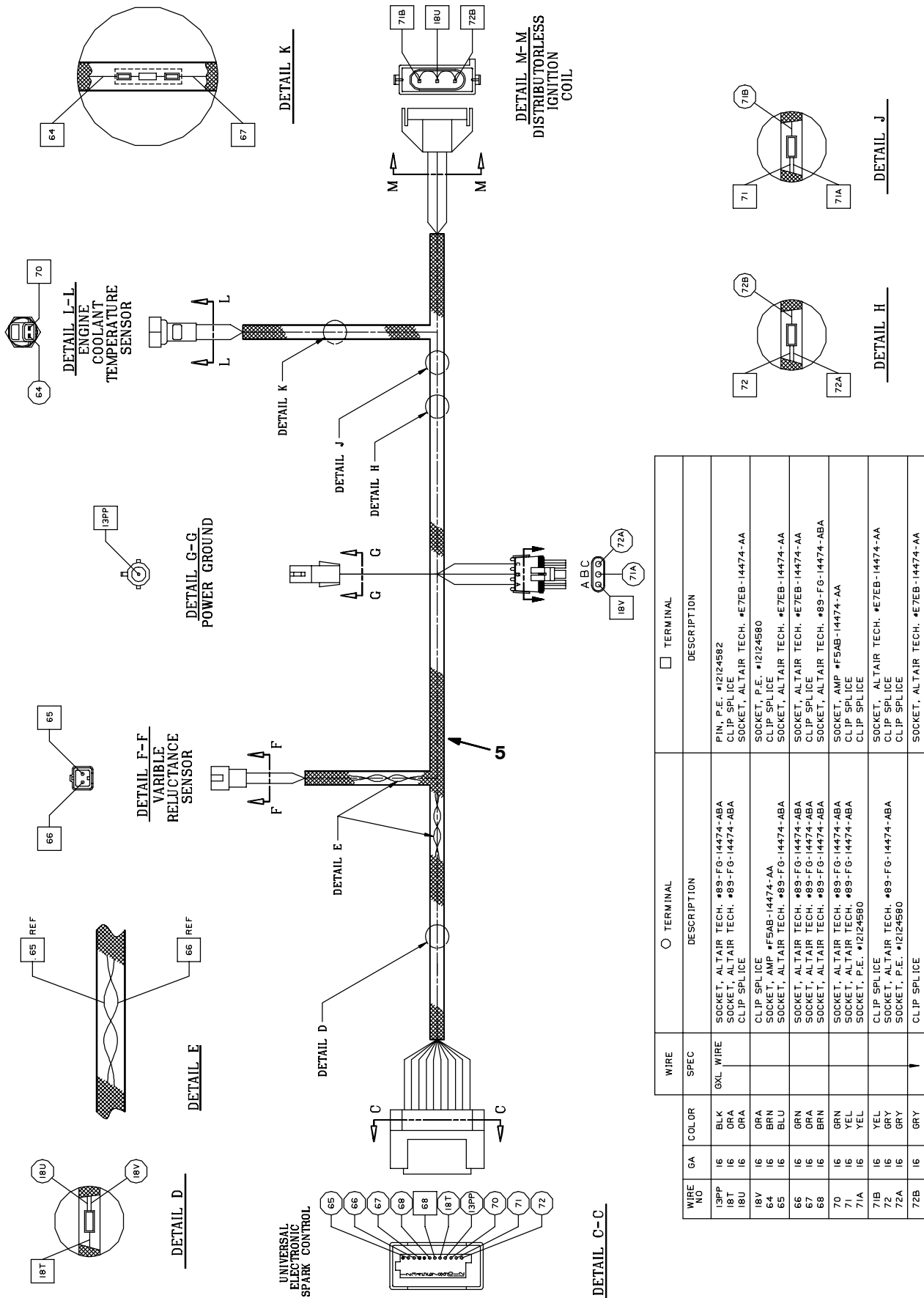
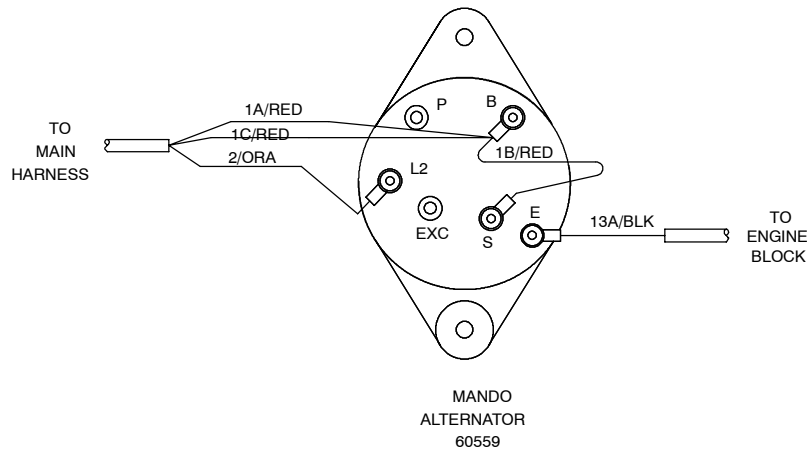
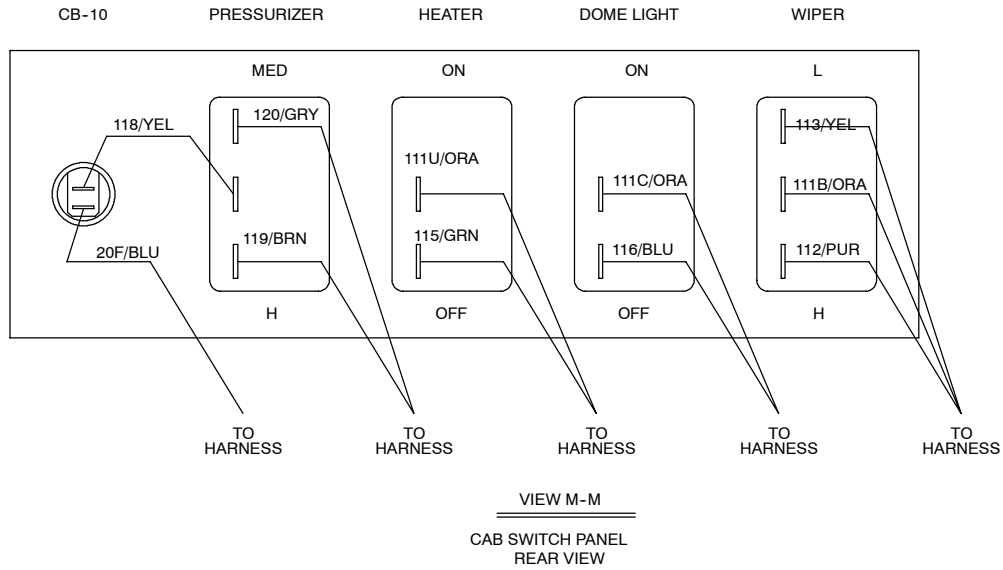


Fig. 63 - Wire Harnesses Group (00000-019999)



WIRE NO.	GA	COLOR	WIRE SPEC	TERMINAL	DESCRIPTION	TERMINAL	DESCRIPTION
13PP	16	BLK	GXL WIRE	○	SOCKET, ALTAIR TECH. #89-FG-14474-ABA	□	PIN, P.E. #12124582
18T	16	ORA		○	SOCKET, ALTAIR TECH. #89-FG-14474-ABA	□	CLIP SPLICE
18U	16	ORA		○	SOCKET, ALTAIR TECH. #89-FG-14474-ABA	□	CLIP SPLICE
18V	16	ORA		○	CLIP SPLICE	□	SOCKET, P.E. #12124580
64	16	BRN		○	SOCKET, AMP #F5AB-14474-ABA	□	CLIP SPLICE
65	16	BLU		○	SOCKET, ALTAIR TECH. #89-FG-14474-ABA	□	SOCKET, ALTAIR TECH. #E7EB-14474-AA
66	16	GRN		○	SOCKET, ALTAIR TECH. #89-FG-14474-ABA	□	SOCKET, ALTAIR TECH. #E7EB-14474-AA
67	16	ORA		○	SOCKET, ALTAIR TECH. #89-FG-14474-ABA	□	CLIP SPLICE
68	16	BRN		○	SOCKET, ALTAIR TECH. #89-FG-14474-ABA	□	SOCKET, ALTAIR TECH. #89-FG-14474-ABA
70	16	GRN		○	SOCKET, ALTAIR TECH. #89-FG-14474-ABA	□	SOCKET, AMP #F5AB-14474-ABA
71	16	YEL		○	SOCKET, ALTAIR TECH. #89-FG-14474-ABA	□	CLIP SPLICE
71A	16	YEL		○	SOCKET, P.E. #12124580	□	CLIP SPLICE
71B	16	YEL		○	CLIP SPLICE	□	SOCKET, ALTAIR TECH. #E7EB-14474-AA
72	16	GRY		○	SOCKET, ALTAIR TECH. #89-FG-14474-ABA	□	CLIP SPLICE
72A	16	GRY		○	SOCKET, P.E. #12124580	□	CLIP SPLICE
72B	16	GRY		○	CLIP SPLICE	□	SOCKET, ALTAIR TECH. #E7EB-14474-AA

Fig. 63 - Wire Harnesses Group (000000-019999)

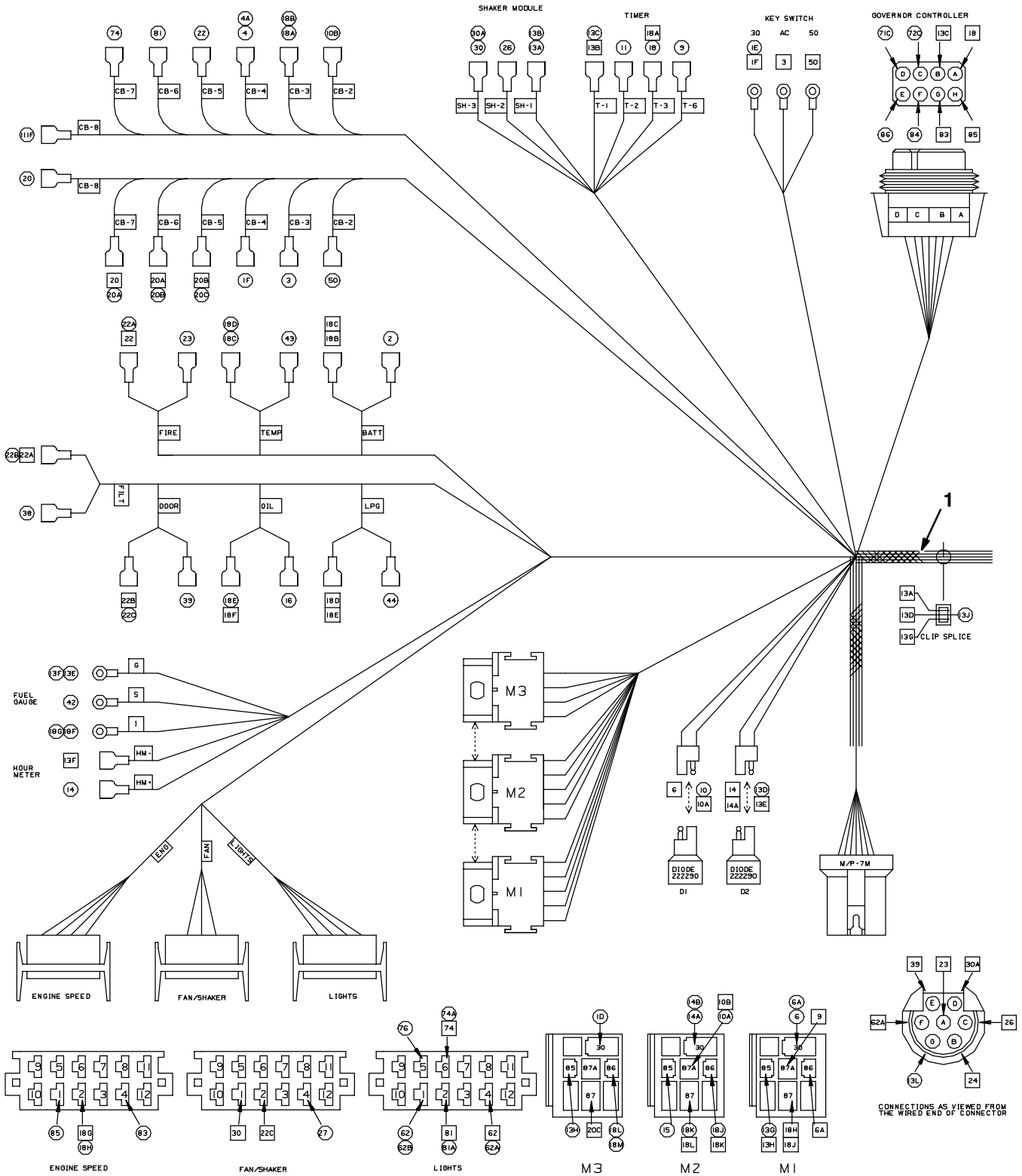


351775 - 6500, G, LP, NA

Ref.	Tenant Part No.	Machine Serial Number	Description	Qty.
1	60290	(000000-019999)	Harness, Horn	1
2	60282	(000000-019999)	Harness, Hopper	1
3	60278	(000000-019999)	Harness, Jumper	1
4	379650	(000000-019999)	Harness, Main, Gas/LPG 6500L	1
5	71459	(000000-019999)	Harness, Engine Vsg411/413	1
6	60296	(000000-019999)	Harness, Fuel, Gas/Die 355L	1
7	379654	(000000-005639)	Harness, Wire, Shaker Motor 6500/6550	1
7	379644	(005640-019999)	Harness, Wire, Shaker Motor 6500/6550	1

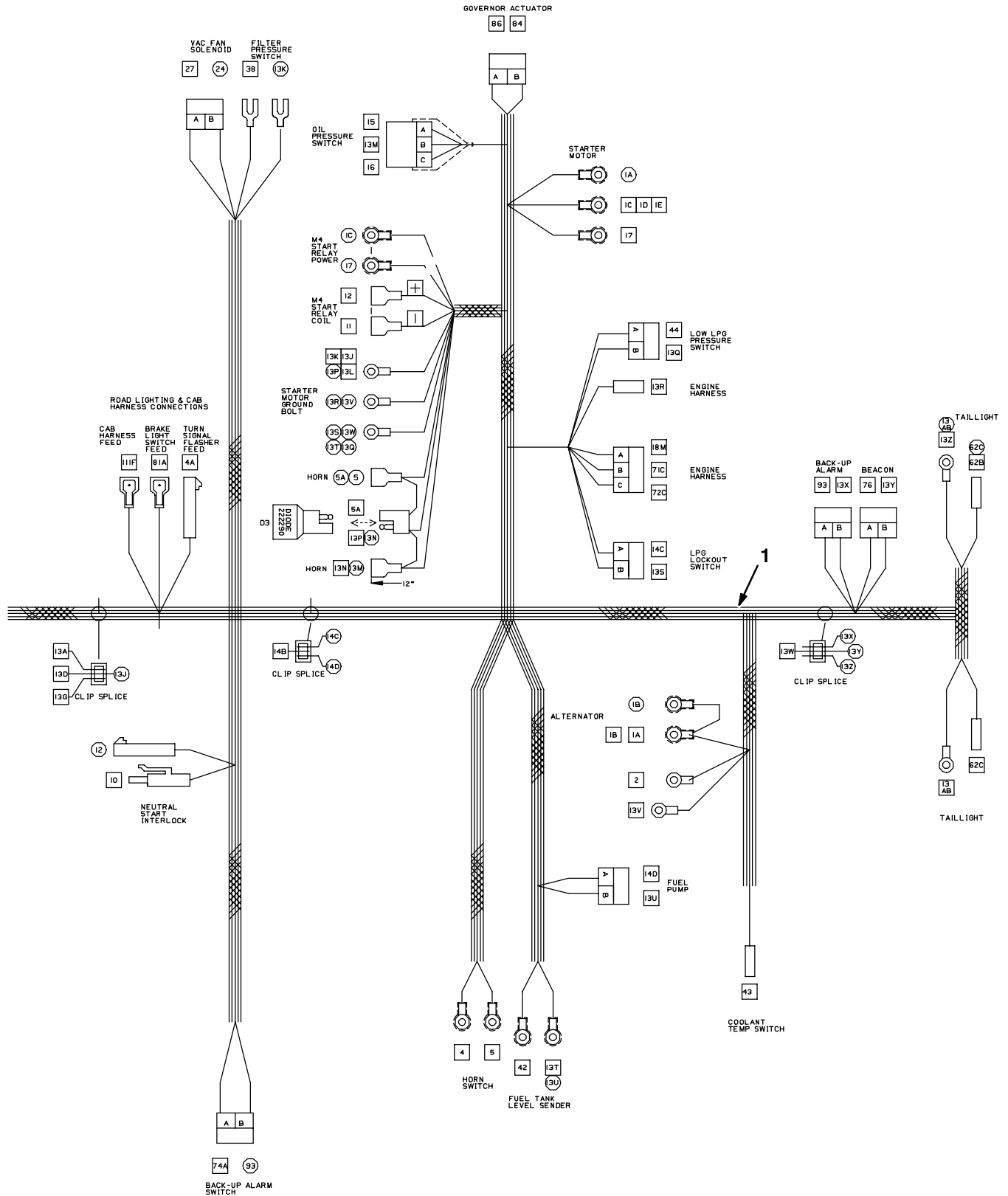
STANDARD PARTS

Fig. 64 - Wire Harness Group (020000-)



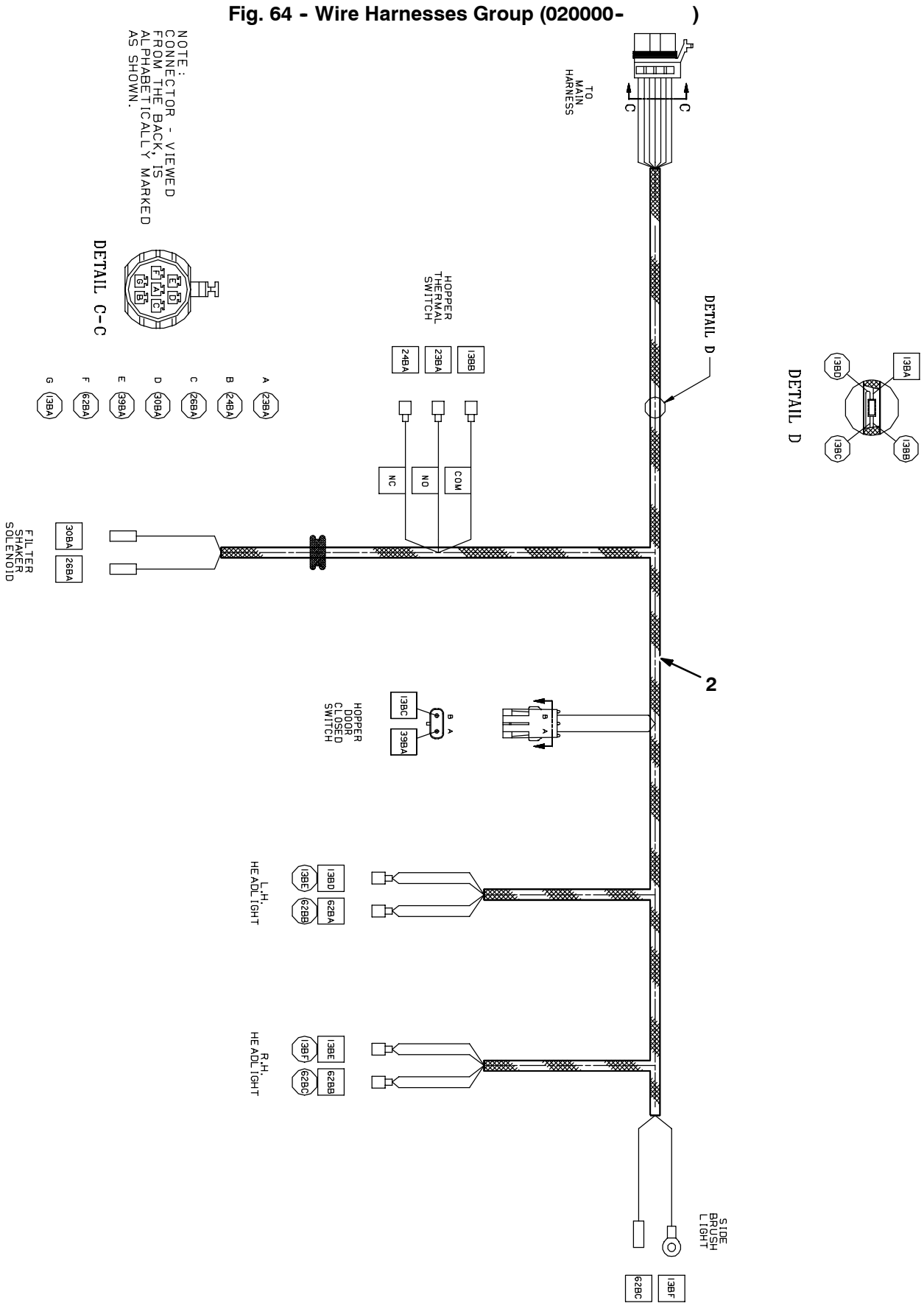
353645 - 6500, G, LP

Fig. 64 - Wire Harnesses Group (020000-)



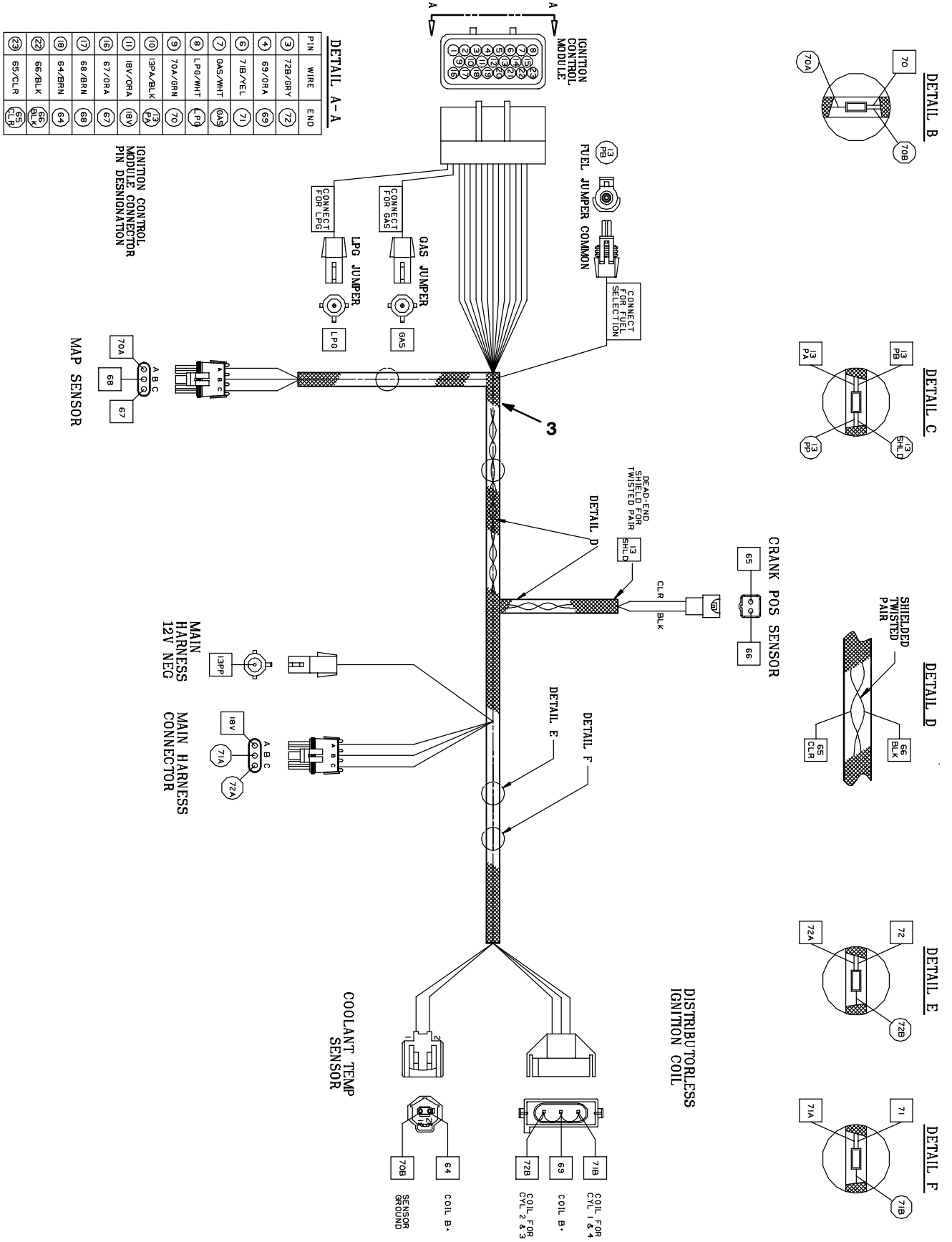
353645 - 6500, G, LP

Fig. 64 - Wire Harness Group (020000-)



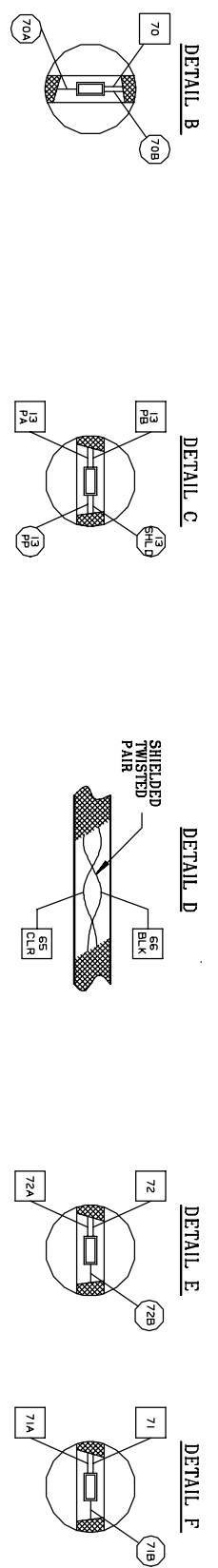
NOTE:
CONNECTOR - VIEWED
FROM THE BACK, IS
ALPHABETICALLY MARKED
AS SHOWN.

Fig. 64 - Wire Harness Group (020000-)



DETAIL A-A

PIN	WIRE	END
③	72B/GRY	⑦②
④	69/OR4	⑥⑨
⑥	71B/YEL	⑦①
⑦	64S/WHI	⑥④S
⑧	LPG/WHI	⑦⑧
⑨	70A/GRN	⑦⑦
⑩	13P4/BLK	⑦③
⑪	18V/OR4	①⑧V
⑫	67/OR4	⑥⑦
⑬	68/BRN	⑥⑧
⑭	64/BRN	⑥④
⑮	66/BLK	⑥⑥
⑯	65/CLR	⑥⑤

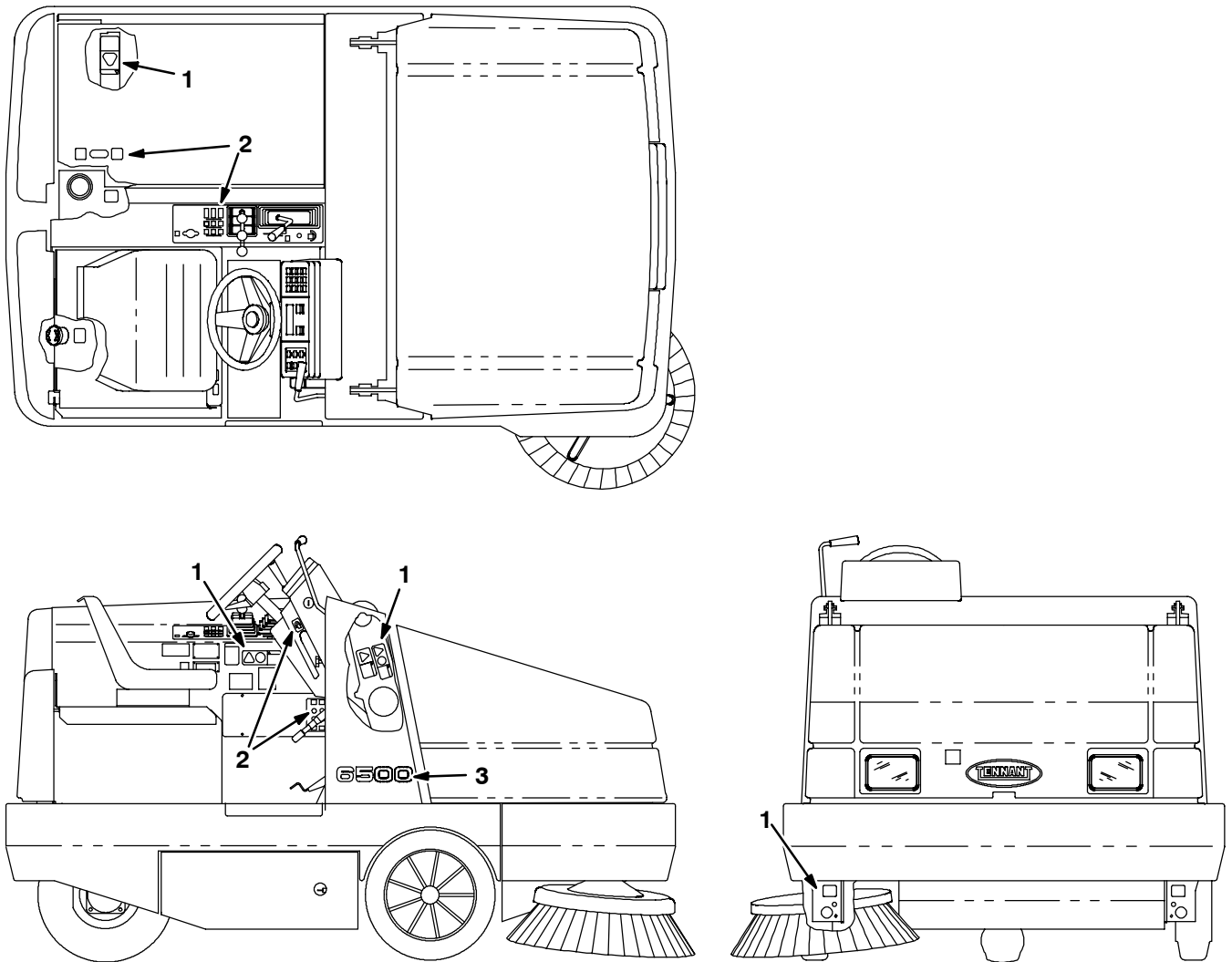


353647 - 6500, G, LP

Fig. 64 - Wire Harnesses Group (020000-)

Ref.	Tennant Part No.	Machine Serial Number	Description	Qty.
1	383231	(020000-) Harness, Main, Gas/Lpg, [6500]	
2	383168	(020000-) Harness, Hppr, [6500]	
3	398509	(020000-) Harness, Engine, Gas/Lpg	

Fig. 65 - Label Group



351767 - 6500, NA

Ref.	Tennant Part No.	Machine Serial Number	Description	Qty.
▽	379744	(000000-)	Label Kit, Complete, 6500 Line	1
▲ 1	59767	(000000-)	Label Set, Info & Hazard 6500	1
▲ 2	59768	(000000-019999)	Label Set, Operational 6500	1
▲ 2	383208	(020000-)	Label Set, Opertnl, [6500]	1
▲ 3	379596	(000000-)	Label, Numerals 6500	2

SECTION 3

Contents	Page
Fig. 1 - Signal Light Kit (Metal Hopper)	3-2
Fig. 2 - Signal Light Kit (Plastic Hopper) . . .	3-4
Fig. 3 - Tail Light Kit	3-6
Fig. 4 - Flashing Light Kit, Overhead Guard	3-8
Fig. 5 - Revolving Light Kit, Overhead Guard	3-9
Fig. 6 - Flashing Light Kit, LRC	3-10
Fig. 7 - Revolving Light Kit, LRC	3-11
Fig. 8 - Flashing Light Kit, Cab	3-12
Fig. 9 - Revolving Light Kit, Cab	3-13
Fig. 10 - Back-Up Alarm Kit, LRC	3-14
Fig. 11 - Back-Up Alarm Kit, Cab	3-16
Fig. 12 - Back-Up Alarm Kit, Cab with Pressurizer	3-18
Fig. 13 - Side Brush Light Kit	3-20
Fig. 14 - Overhead Guard Kit	3-22
Fig. 15 - Cab Insulation Group	3-24
Fig. 16 - Cab Frame and Windows Group	3-26
Fig. 17 - Cab Door Group	3-28
Fig. 18 - Cab Electrical and Wiper Group	3-30
Fig. 19 - Cab Dust Kit	3-32
Fig. 20 - Cab Pressurizer Kit (000000-006517)	3-34
Fig. 21 - Cab Heater Kit (000000-006517)	3-36
Fig. 22 - Cab Vent and Duct Group (006518-)	3-38
Fig. 23 - Cab Pressurizer Group (006518-)	3-39
Fig. 24 - Heater and Pressurizer Group (006518-)	3-40
Fig. 25 - Air Conditioning and Heater Group (006518-)	3-42
Fig. 26 - Air Conditioning Compressor Group (006518-)	3-44
Fig. 27 - Air Conditioning and Heater Electrical Group (006518-)	3-45
Fig. 28 - Air Conditioning Wire Harness Group (006518-)	3-46
Fig. 29 - Air Conditioning Electrical Schematic (006518-)	3-47
Fig. 30 - Blower Kit	3-48
Fig. 31 - Blower Kit, Overhead Guard	3-50
Fig. 32 - Vacuum Wand Kit	3-52
Fig. 33 - Seat Belt Kit	3-54
Fig. 34 - Protectoseal Fuel Tank Cap Group	3-55
Fig. 35 - Spark Arrest Muffler Group	3-56
Fig. 36 - Fire Extinguisher Kit	3-57
Fig. 37 - Soft Ride Non Marking Tire And Wheel Assembly	3-58
Fig. 38 - Soft Ride Tire And Wheel Assembly	3-59
Fig. 39 - Hi-Wear Tire And Wheel Assembly	3-60
Fig. 40 - Foam Filled Tire Assembly	3-61

Contents	Page
Fig. 41 - Solid Non Marking Turf Tire And Wheel Assembly	3-62
Fig. 42 - Solid Turf Tire And Wheel Assembly	3-63
Fig. 43 - Solid Non Marking Tire And Wheel Assembly	3-64
Fig. 44 - Stainless Steel Hopper Group	3-65
Fig. 45 - Transport Group (Metal Hopper)	3-66
Fig. 46 - Transport Kit (Plastic Hopper)	3-67
Fig. 47 - Clogged Filter Switch Kit	3-68
Fig. 48 - Tilt Steering Kit	3-70
Fig. 49 - Side Brush Dust Control Kit (Metal Hopper)	3-72
Fig. 50 - Side Brush Dust Control Kit (Plastic Hopper)	3-74
Fig. 51 - Documentation Group	3-76

Fig. 1 - Signal Light Kit (Metal Hopper)

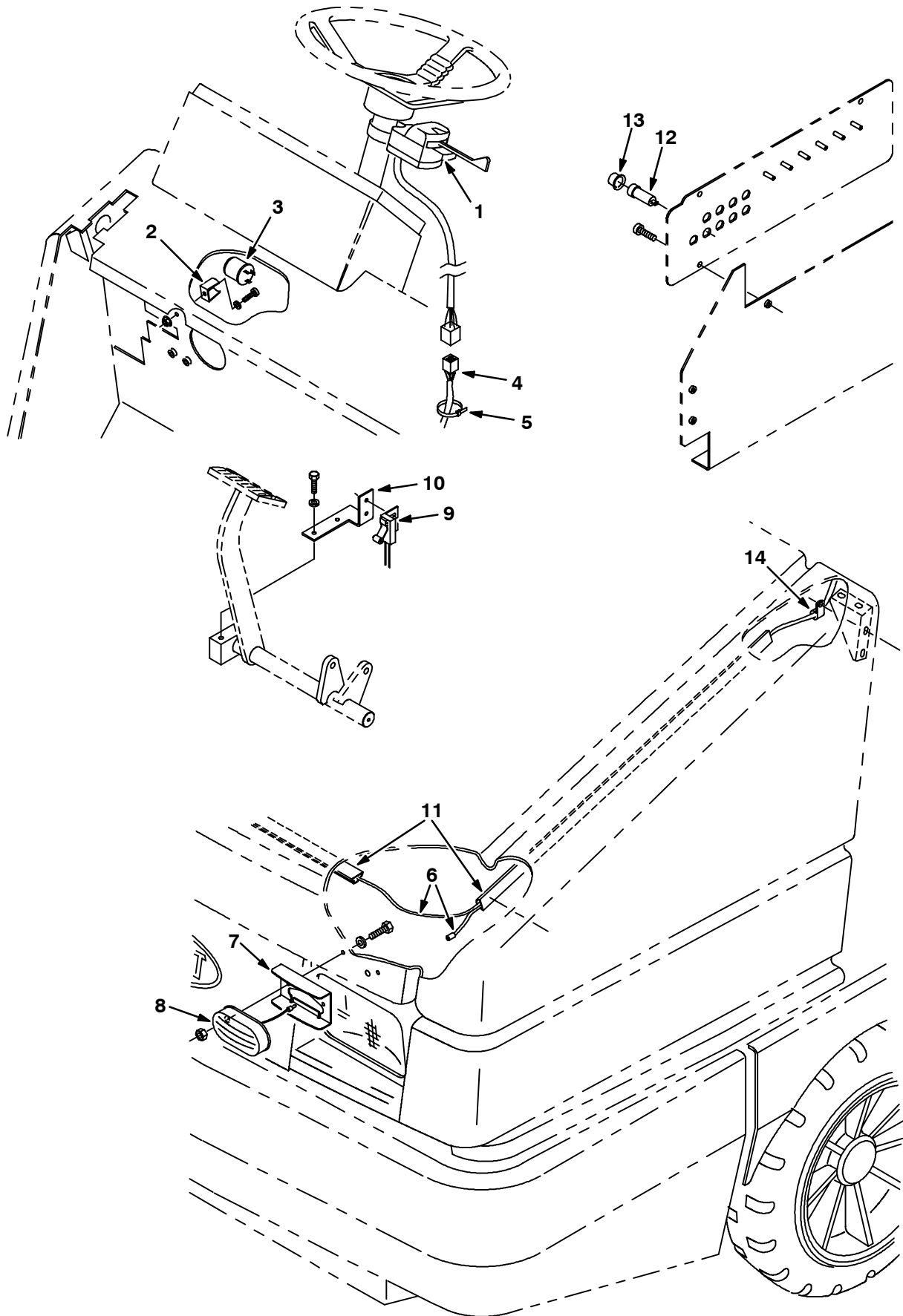


Fig. 1 - Signal Light Kit (Metal Hopper)

Ref.	Tenant Part No.	Machine Serial Number	Description	Qty.
▽	60305	(000000-005639)	Light Kit Sgnl 355L	1
▲▽	1 60751	(000000-005639)	Signal Assy Rework, E1740 Turn	1
▲▲	48570	(000000-005639)	Bulb #53 12V	1
▲	2 24576-1	(000000-005639)	Bracket, Flasher	1
▲	3 31922	(000000-005639)	Flasher, Heavy Duty	1
▲	4 60283	(000000-005639)	Harness, Turn Signal	1
▲	5 49266	(000000-005639)	Tie, Cable 1.75D Max 7.50Lg	12
▲	6 60284	(000000-005639)	Harness, Turn Signal	1
▲	7 72178	(000000-005639)	Bracket, Light, SBDC	2
▲▽	8 34848	(000000-005639)	Light Assy Mark/Yel 12V- . A	2
▲▲	87948	(000000-005639)	Bulb, #194	1
▲	9 59962	(000000-005639)	Switch Assy, Roller	1
▲	10 59920	(000000-005639)	Bracket, Switch	1
▲	11 55034	(000000-005639)	Duct, Vinyl .75x1.50x48.0 .75D	1
▲	12 57803	(000000-005639)	Circuit Breaker, 15 Resetbl	1
▲	13 57751	(000000-005639)	Boot - Circuit Breaker	1
▲	14 40678	(000000-005639)	Clamp, Cable .44D .62 Wide	1

Fig. 2 - Signal Light Kit (Plastic Hopper)

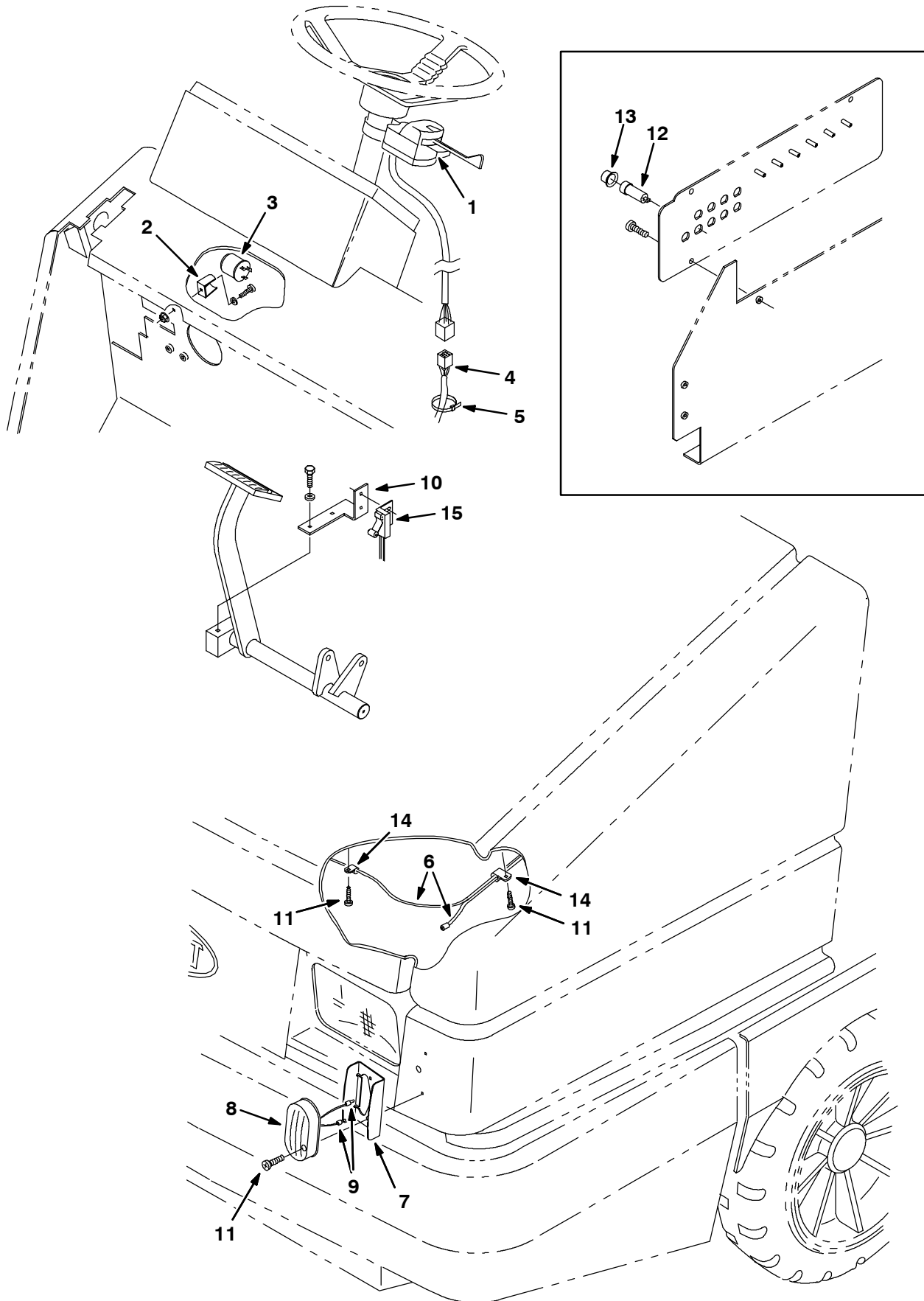


Fig. 2 - Signal Light Kit (Plastic Hopper)

	Ref.	Tennant Part No.	Machine Serial Number	Description	Qty.
▽		379853	(005640-) Light Kit Sgnl 6500	1
▲▽	1	60751	(005640-) Signal Assy Turn	1
▲▲		48570	(005640-) Bulb #53 12V	1
▲	2	24576-1	(005640-) Bracket, Flasher	1
▲	3	31922	(005640-) Flasher, Heavy Duty	1
▲	4	60283	(005640-) Harness, Turn Signal	1
▲	5	49266	(005640-) Tie, Cable 1.75D Max 7.50Lg	12
▲	6	379851	(005640-) Harness, Turn Signal	1
▲	7	72178	(005640-) Bracket, Light, SBDC	2
▲▽	8	379855	(005640-) Light Assy Mark/Yel 12V	2
▲▲		87948	(005640-) Bulb, #194	1
▲	9	55272	(005640-) Terminal	4
▲	10	59920	(005640-) Bracket, Switch	1
▲	11	360943	(005640-) Screw, Pan, F/Plst	10
▲	12	57803	(005640-019999) Circuit Breaker, 15 Resetbl	1
▲	13	57751	(005640-019999) Boot - Circuit Breaker	1
▲	14	26395-2	(005640-) Clamp, Cable .38D	6
▲	15	59962	(005640-) Switch Assy, Roller	1

Fig. 3 - Tail Light Kit

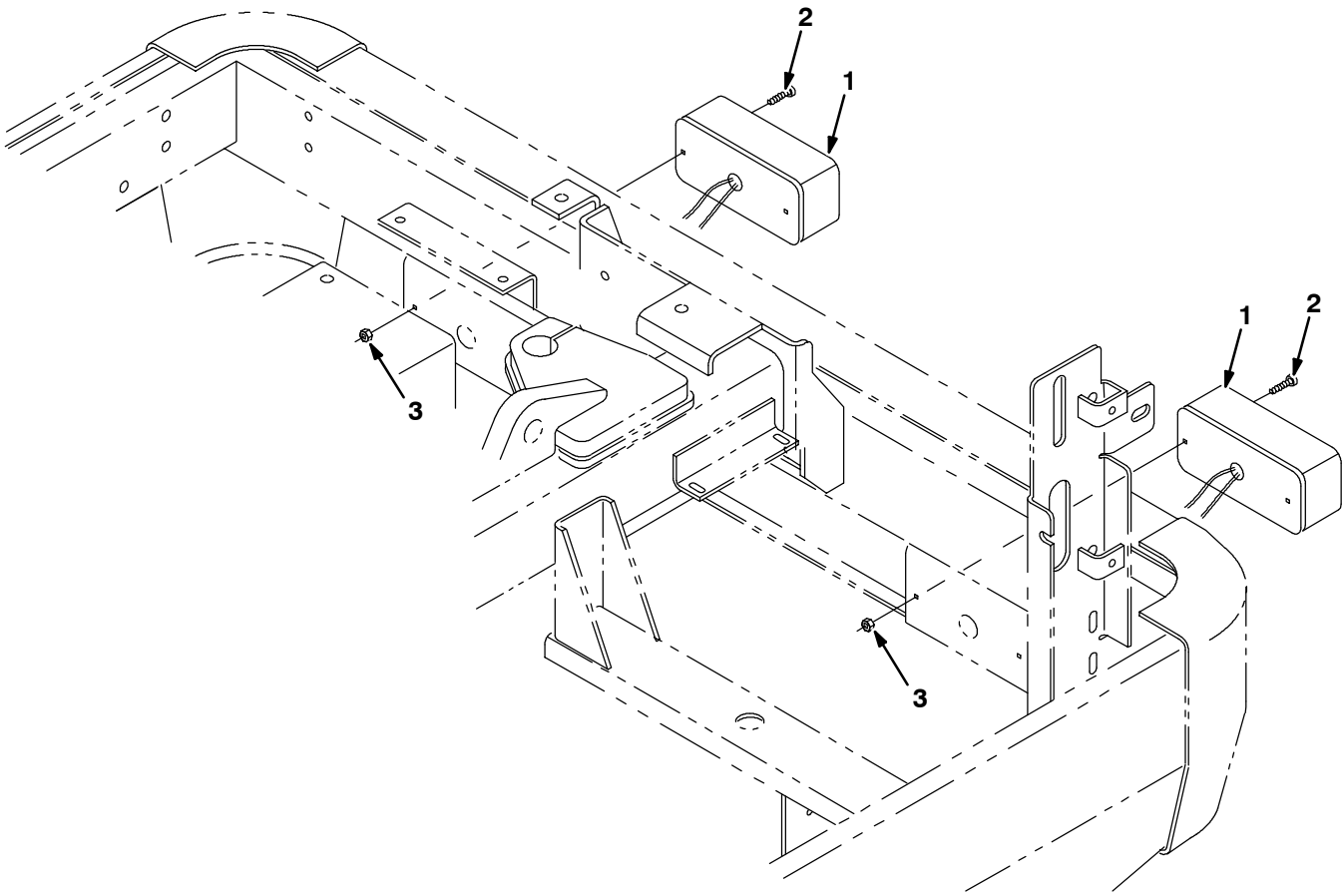
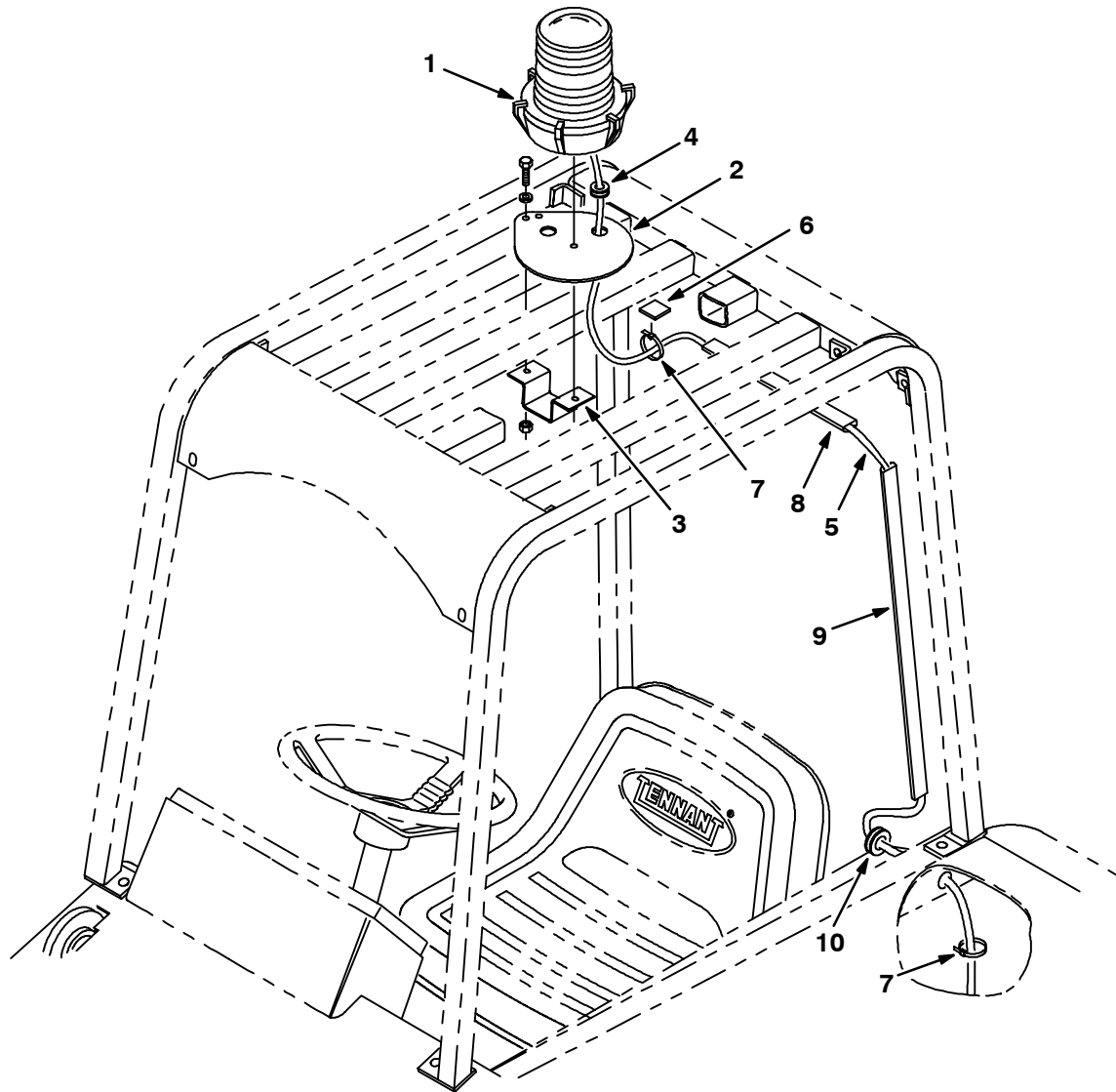


Fig. 3 - Tail Light Kit

	Ref.	Tennant Part No.	Machine Serial Number	Description	Qty.
▽		383224	(000000-) Kit, Cl, Tail Light, [6500]	1
▲▽	1	59949	(000000-) Tail Light, 12Vdc, 6.6x3.1	2
▲▲		45780	(000000-) lamp, 12Vdc, 0.5A Watt 04Cp	1
▲	2	54093	(000000-) Screw, Chz, M05x0.8x60, 4.8	4
▲	3	06549	(000000-) Nut, Hex, Lock, M05x0.8, NI	4

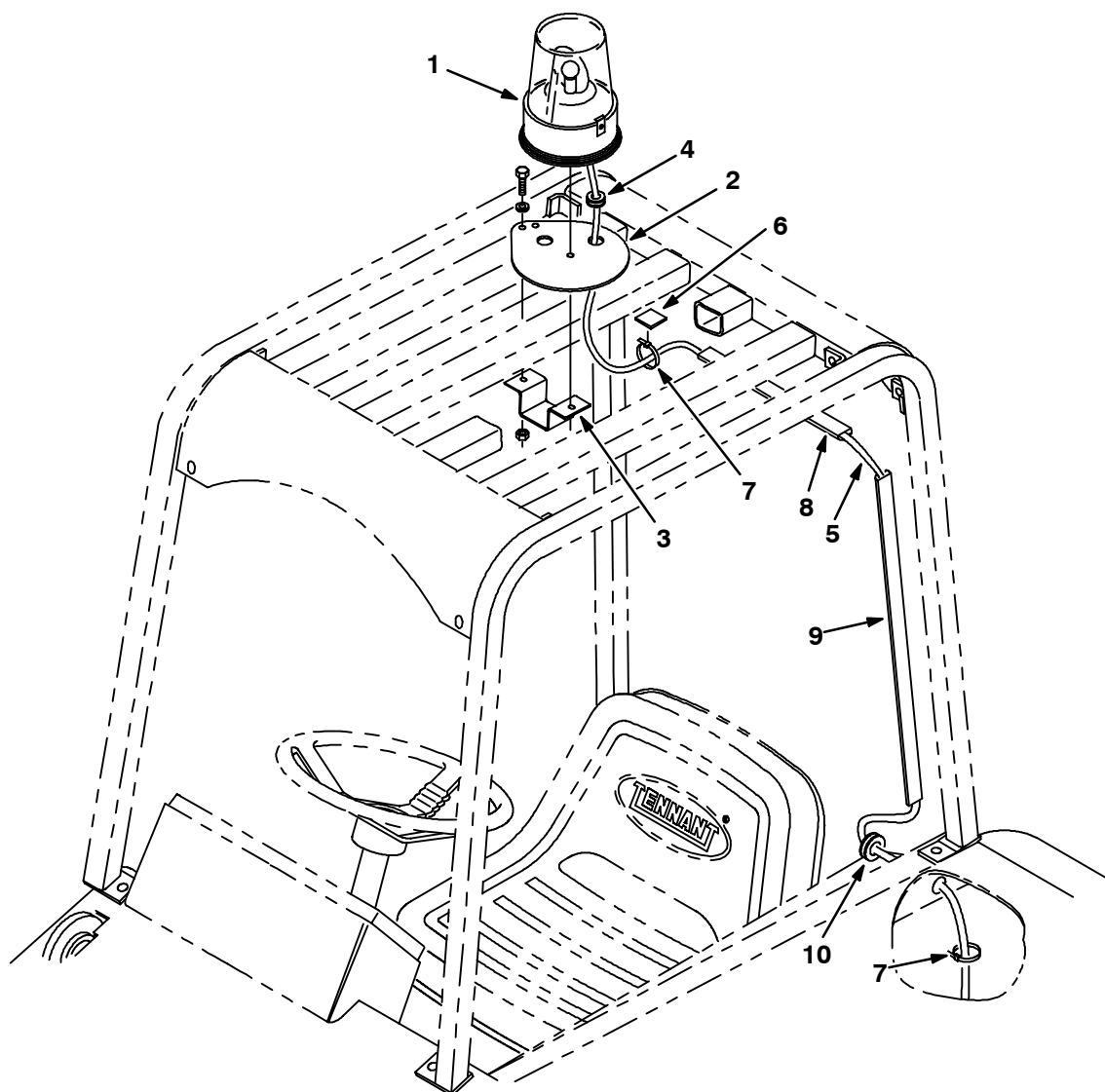
Fig. 4 - Flashing Light Kit, Overhead Guard



07474 - IC, NA, JP

Ref.	Tennant Part No.	Machine Serial Number	Description	Qty.
▽	60307	(000000-) Light Kit Flsh 355L Ohg	1
▲▽	1 82063	(000000-) Light, Flashing, Amber, 12V-Re	1
▲▲	58520	(000000-) Lens,Flashing Lite Fr207 Amber	1
▲▲	45779	(000000-) Bulb, General Electric	1
▲	2 57220	(000000-) Plate, Light Mtg.	1
▲	3 59447	(000000-) Bracket, Mtg, Light, Ohg	1
▲	4 10632-9	(000000-) Grommet,Rbr,0.63Id, F/0.8H, .12Matl	1
▲	5 60288	(000000-) Harness, Revolv Light, Cab,Ohg	1
▲	6 55248	(000000-) Cabletie Mount, Adhesive	5
▲	7 49266	(000000-) Tie, Cable 1.75D Max 7.50Lg	8
▲	8 86330	(000000-) Duct, Vinyl 10.0 In	2
▲	9 86332	(000000-) Duct, Vinyl 26.0 In.	1
▲	72114	(000000-) Duct, Vinyl 6.0 In.	1
▲	10 10632-18	(000000-) Grommet, Rbr, 0.69 ID	1
	58518	(000000-) Lens,Flashing Lite Fr207 Red	1
	58519	(000000-) Lens,Flashing Lite Fr207 Blue	1

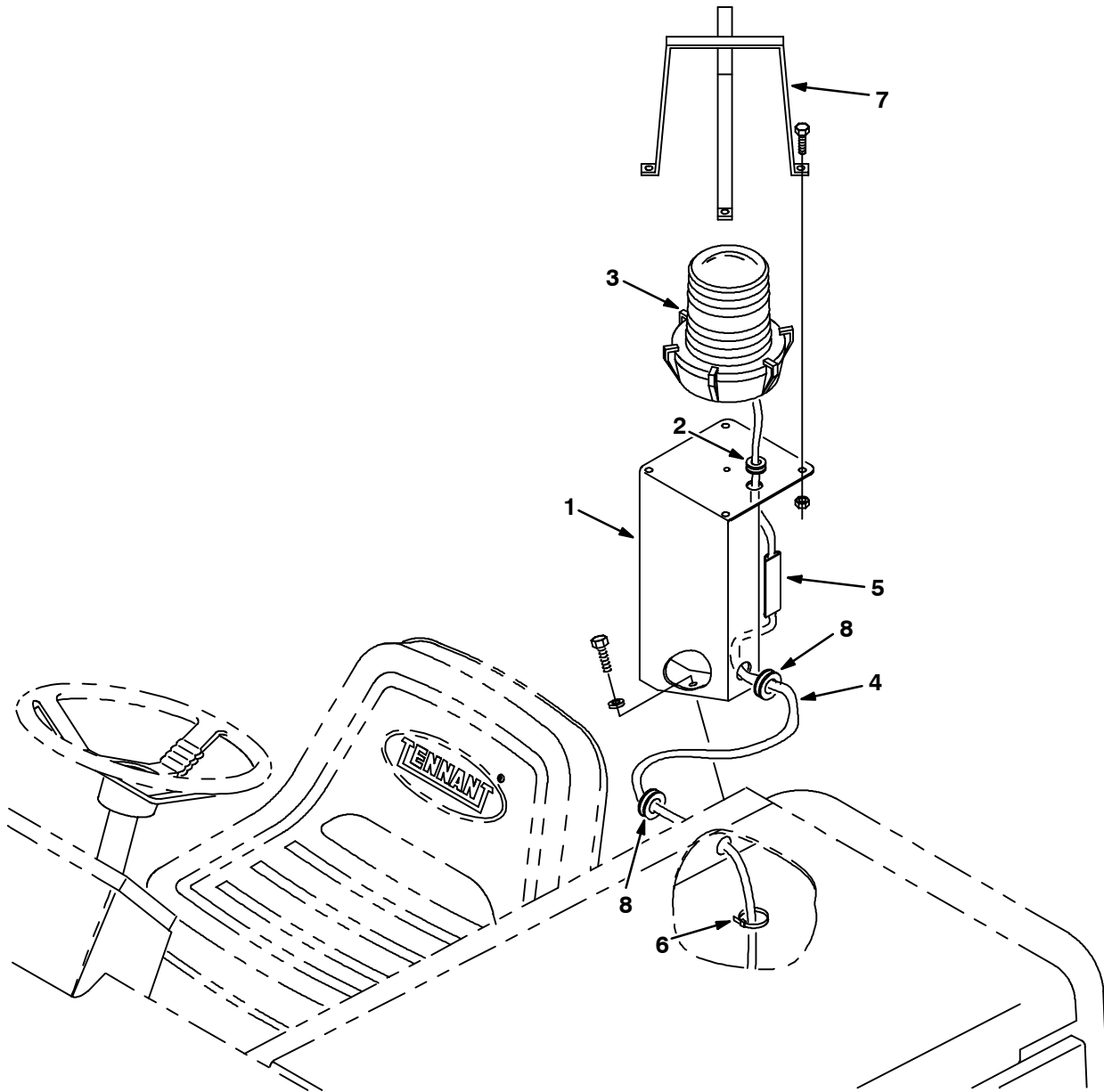
Fig. 5 - Revolving Light Kit, Overhead Guard



07470 - IC, NA, JP

Ref.	Tennant Part No.	Machine Serial Number	Description	Qty.
▽	60309	(000000-)	Light Kit Revl 355L Ohg	1
▲▽	1 82200	(000000-)	Light,Rev.Amber 12V-Reworked	1
▲▲	44681-1	(000000-)	Lens,Rev.Light,Amber	1
▲▲	45779	(000000-)	Bulb, General Electric	1
▲	2 57220	(000000-)	Plate, Light Mtg.	1
▲	3 59447	(000000-)	Bracket, Mtg, Light, Ohg	1
▲	4 10632-9	(000000-)	Grommet,Rbr,0.63Id, F/0.8H, .12Matl	1
▲	5 60288	(000000-)	Harness, Revolv Light, Cab,Ohg	1
▲	6 55248	(000000-)	Cabletie Mount, Adhesive	5
▲	7 49266	(000000-)	Tie, Cable 1.75D Max 7.50Lg	8
▲	8 86330	(000000-)	Duct, Vinyl 10.0 In.	2
▲	9 86332	(000000-)	Duct, Vinyl 26.0 In.	1
▲	72114	(000000-)	Duct, Vinyl 6.0 In.	1
▲	10 10632-18	(000000-)	Grommet, Rbr, 0.69 ID	1
	44681	(000000-)	Lens,Rev.Light,Red	1
	44681-2	(000000-)	Lens,Rev.Light,Blue	1

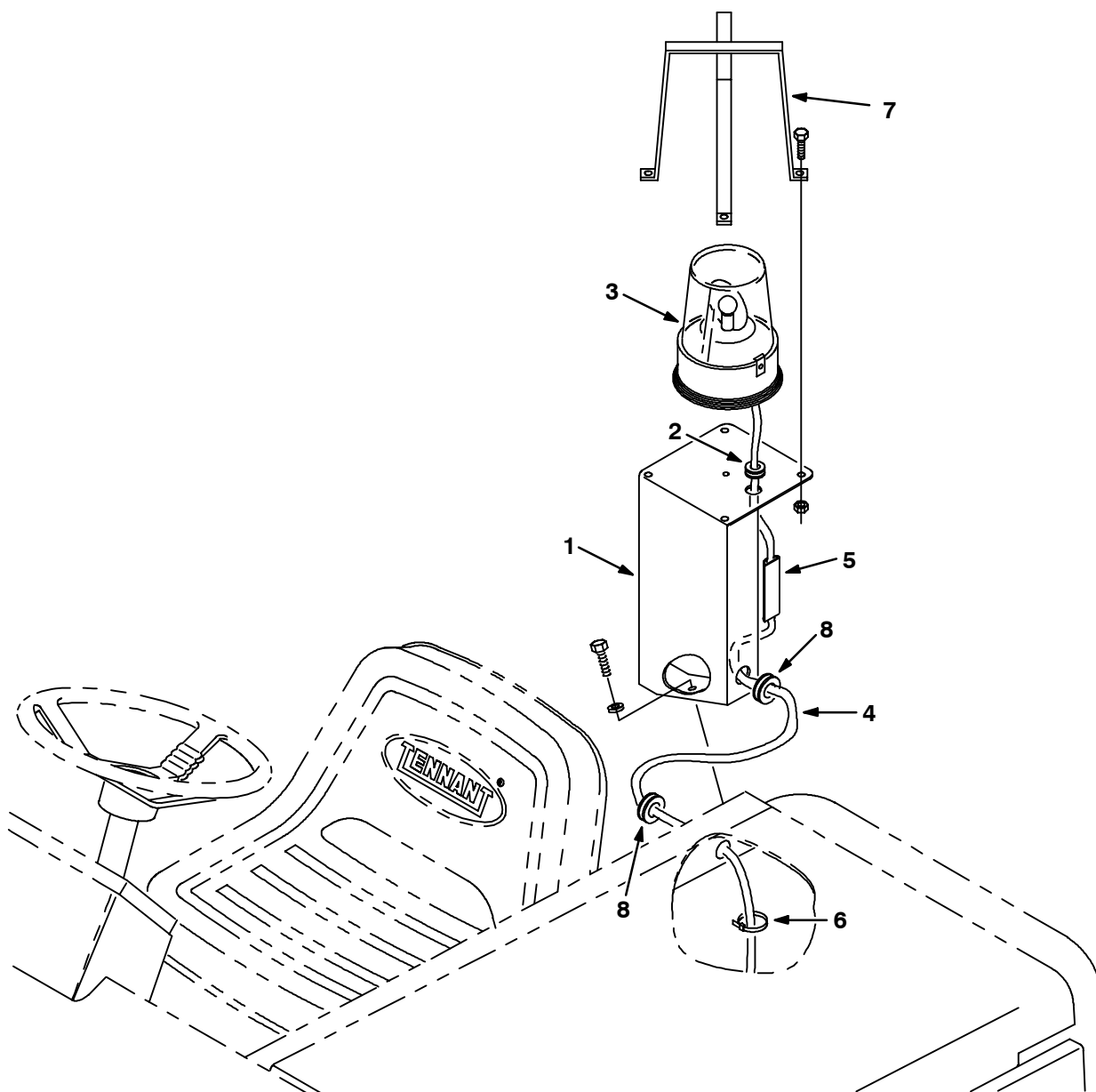
Fig. 6 - Flashing Light Kit, LRC



07477 - IC, NA, JP

Ref.	Tennant Part No.	Machine Serial Number	Description	Qty.
▽	60312	(000000-) Light Kit Flsh 355L Lrc	1
▲	1 72100	(000000-) Bracket Wldt, Light, Rotating	1
▲	2 10632-9	(000000-) Grommet,Rbr,0.56Id,For .13Matl	1
▲▽	3 82063	(000000-) Light, Flashing, Amber, 12V-Re	1
▲▲	58520	(000000-) Lens,Flashing Lite Fr207 Amber	1
▲▲	45779	(000000-) Bulb, General Electric	1
▲	4 71543	(000000-) Harness, Wire, Hazard	1
▲	5 86333	(000000-) Duct, Vinyl 3.5 In.	1
▲	6 49266	(000000-) Tie, Cable 1.75D Max 7.50Lg	6
▲	7 45272	(000000-) Guard Wldt, Lights, Revl&Flsh	1
▲	8 10632-18	(000000-) Grommet, Rbr, 0.69 ID	2
	58518	(000000-) Lens,Flashing Lite Fr207 Red	1
	58519	(000000-) Lens,Flashing Lite Fr207 Blue	1

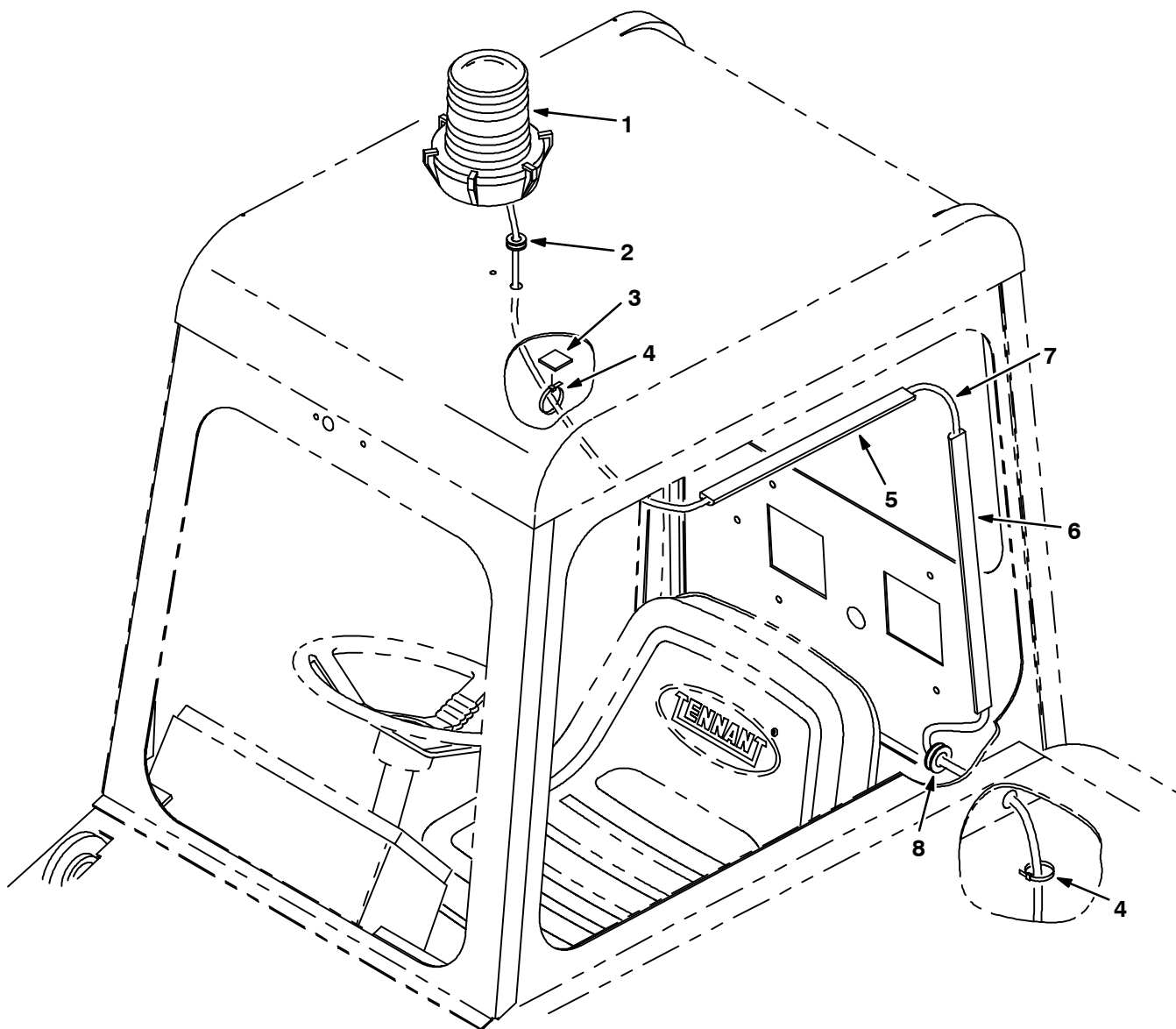
Fig. 7 - Revolving Light Kit, LRC



07473 - IC, NA, JP

Ref.	Tennant Part No.	Machine Serial Number	Description	Qty.
▽	60314	(000000-) Light Kit Revl 355L Lrc	1
▲	1 72100	(000000-) Bracket Wldt, Light, Rotating	1
▲	2 10632-9	(000000-) Grommet,Rbr,0.56Id,For .13Matl	1
▲▽	3 82200	(000000-) Light,Rev.Amber 12V-Reworked	1
▲▲	44681-1	(000000-) Lens,Rev.Light,Amber	1
▲▲	45779	(000000-) Bulb, General Electric	1
▲	4 71543	(000000-) Harness, Wire, Hazard	1
▲	5 86333	(000000-) Duct, Vinyl 3.5 In.	1
▲	6 49266	(000000-) Tie, Cable 1.75D Max 7.50Lg	6
▲	7 45272	(000000-) Guard Wldt, Lights, Revl&Fish	1
▲	8 10632-18	(000000-) Grommet, Rbr, 0.69 ID	2
	44681	(000000-) Lens,Rev.Light,Red	1
	44681-2	(000000-) Lens,Rev.Light,Blue	1

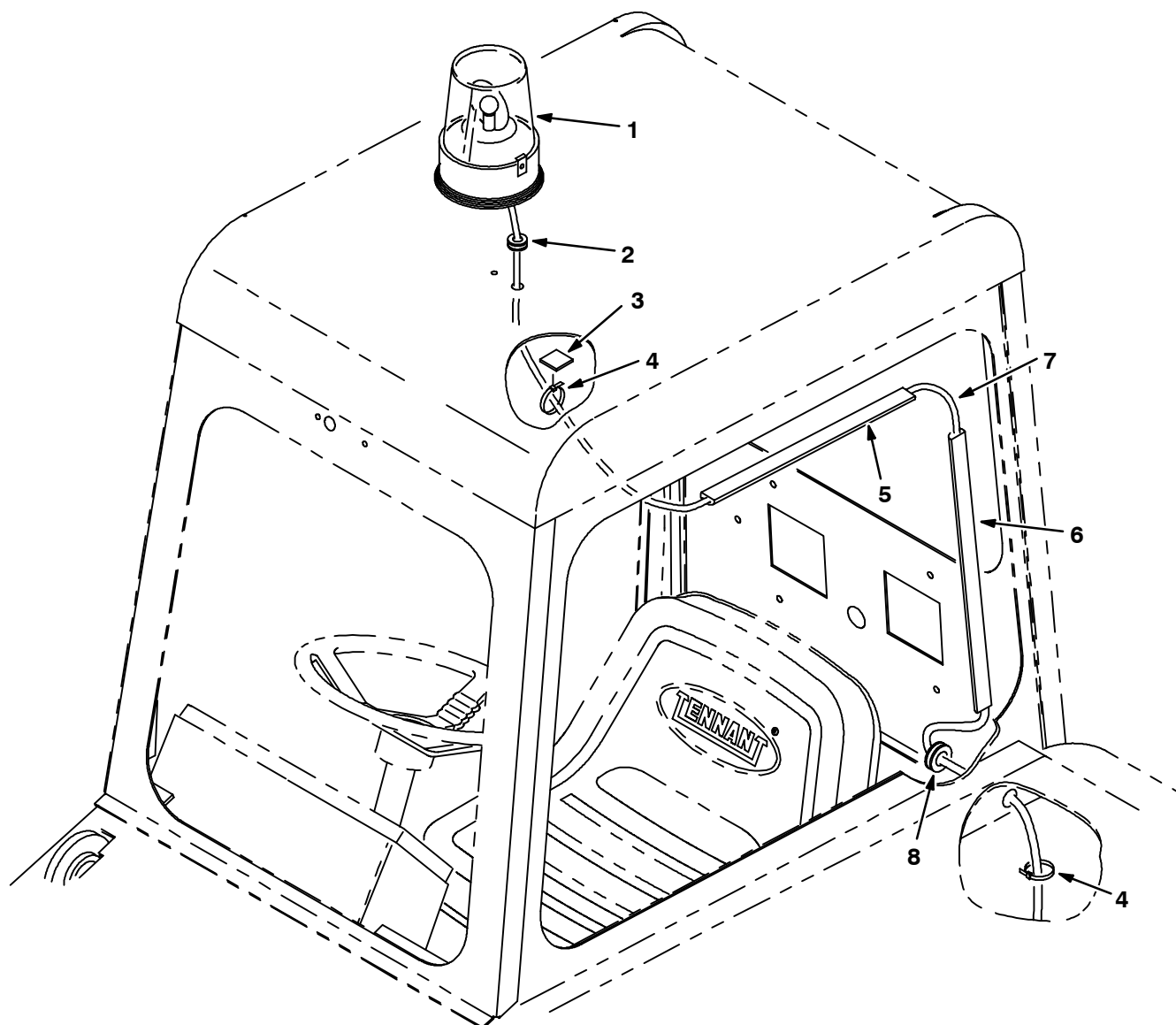
Fig. 8 - Flashing Light Kit, Cab



07475 - IC, NA, JP

Ref.	Tennant Part No.	Machine Serial Number	Description	Qty.
▽	60316	(000000-) Light Kit Flsh 355L Cab	1
▲▽	1 82063	(000000-) Light, Flashing, Amber, 12V-Re	1
▲▲	58520	(000000-) Lens,Flashing Lite Fr207 Amber	1
▲▲	45779	(000000-) Bulb, General Electric	1
▲	2 10632-9	(000000-) Grommet,Rbr, 0.56 In	1
▲	3 55248	(000000-) Cabletie Mount, Adhesive	4
▲	4 49266	(000000-) Tie, Cable 1.75D Max 7.50Lg	4
▲	5 86331	(000000-) Duct, Vinyl 16.0 In.	1
▲	6 86332	(000000-) Duct, Vinyl 26.0 In.	1
▲	7 60288	(000000-) Harness, Revolv Light, Cab,Ohg	1
▲	8 10632-18	(000000-) Grommet, Rbr, 0.69 ID	1
	58518	(000000-) Lens,Flashing Lite Fr207 Red	1
	58519	(000000-) Lens,Flashing Lite Fr207 Blue	1

Fig. 9 - Revolving Light Kit, Cab



07476 - IC, NA, JP

Ref.	Tennant Part No.	Machine Serial Number	Description	Qty.
▽	60318	(000000-) Light Kit Revl 355L Cab	1
▲▽	1 82200	(000000-) Light,Rev.Amber 12V-Reworked	1
▲▲	44681-1	(000000-) Lens,Rev.Light,Amber	1
▲▲	45779	(000000-) Bulb, General Electric	1
▲	2 10632-9	(000000-) Grommet,Rbr, 0.56 In	1
▲	3 55248	(000000-) Cabletie Mount, Adhesive	4
▲	4 49266	(000000-) Tie, Cable 1.75D Max 7.50Lg	4
▲	5 86331	(000000-) Duct, Vinyl 16.0 In.	1
▲	6 86332	(000000-) Duct, Vinyl 26.0 In.	1
▲	7 60288	(000000-) Harness, Revolv Light, Cab,Ohg	1
▲	8 10632-18	(000000-) Grommet, Rbr, 0.69 ID	1
	44681	(000000-) Lens,Rev.Light,Red	1
	44681-2	(000000-) Lens,Rev.Light,Blue	1

Fig. 10 - Back-Up Alarm Kit, LRC

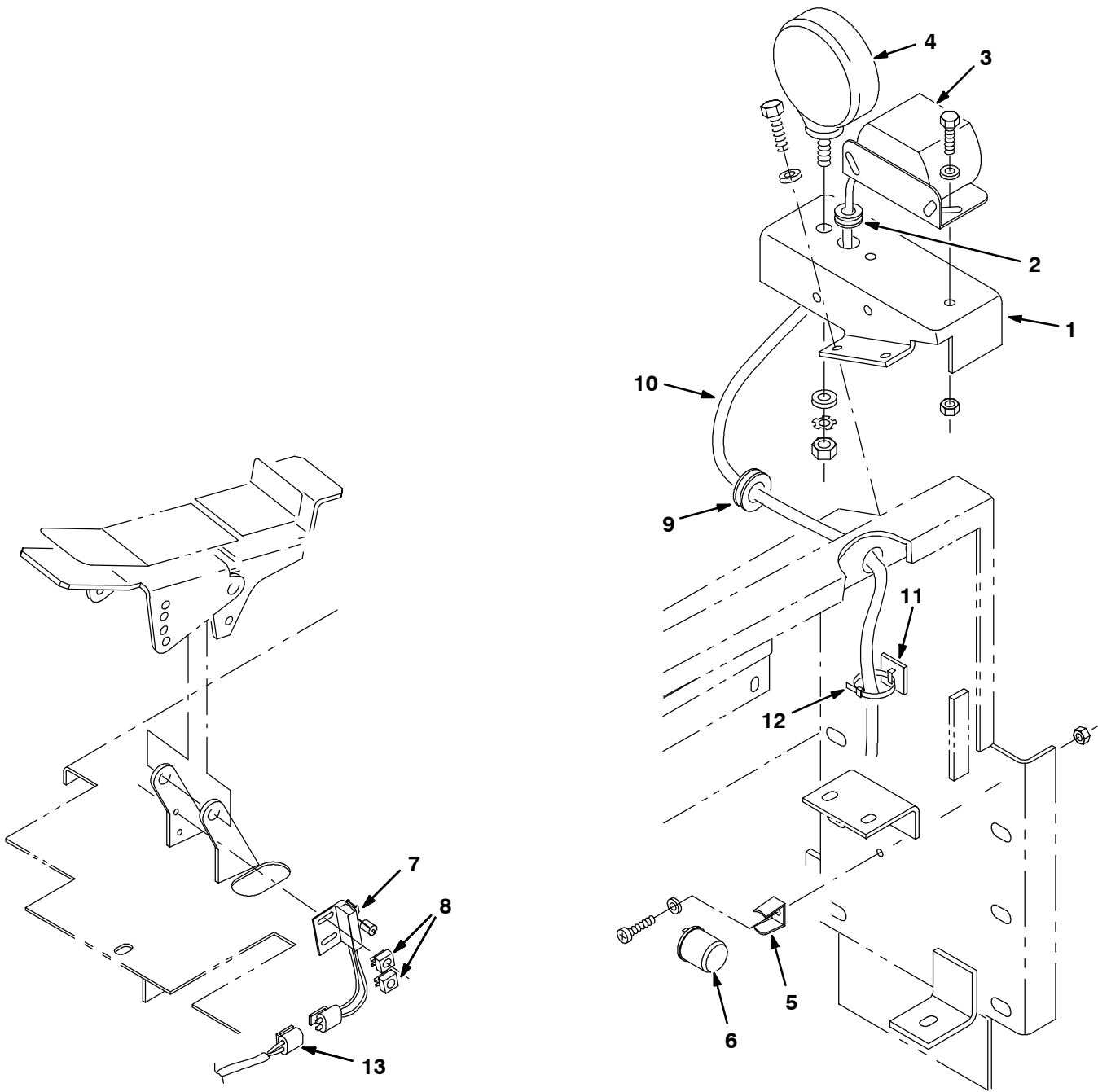


Fig. 10 - Back-Up Alarm Kit , LRC

	Ref.	Tennant Part No.	Machine Serial Number	Description	Qty.
▽		59395	(000000-) Alarm Kit, Bu A/v 355L	1
▲	1	71056	(000000-) Bracket, Mtg, Back-Up Alarm	1
▲	2	10632-9	(000000-) Grommet,Rbr, 0.56 In	1
▲	3	61920	(000000-) Horn Assy, Back-Up Alarm	1
▲▽	4	36438	(000000-) Headlight Assy,210G	1
▲▲		36439	(000000-) Bulb, 12V .9A 15Cp#1004	1
▲	5	24576-1	(000000-) Bracket, Flasher	1
▲	6	24576	(000000-) Flasher, 12V	1
▲	7	23211	(000000-) Switch Assy, Roller	1
▲	8	23210	(000000-) Nut Speed, Retainer, 8-32 Thd	2
▲	9	10632-18	(000000-) Grommet, Rbr, 0.69 ID	1
▲	10	71544	(000000-) Harness, Alarm, Backup	1
▲	11	55248	(000000-) Cabletie Mount, Adhesive	2
▲	12	49266	(000000-) Tie, Cable 1.75D Max 7.50Lg	5
▲	13	70159	(000000-) Harness, Adapter, B/u Alarm	1

Fig. 11 - Back-Up Alarm Kit, Cab

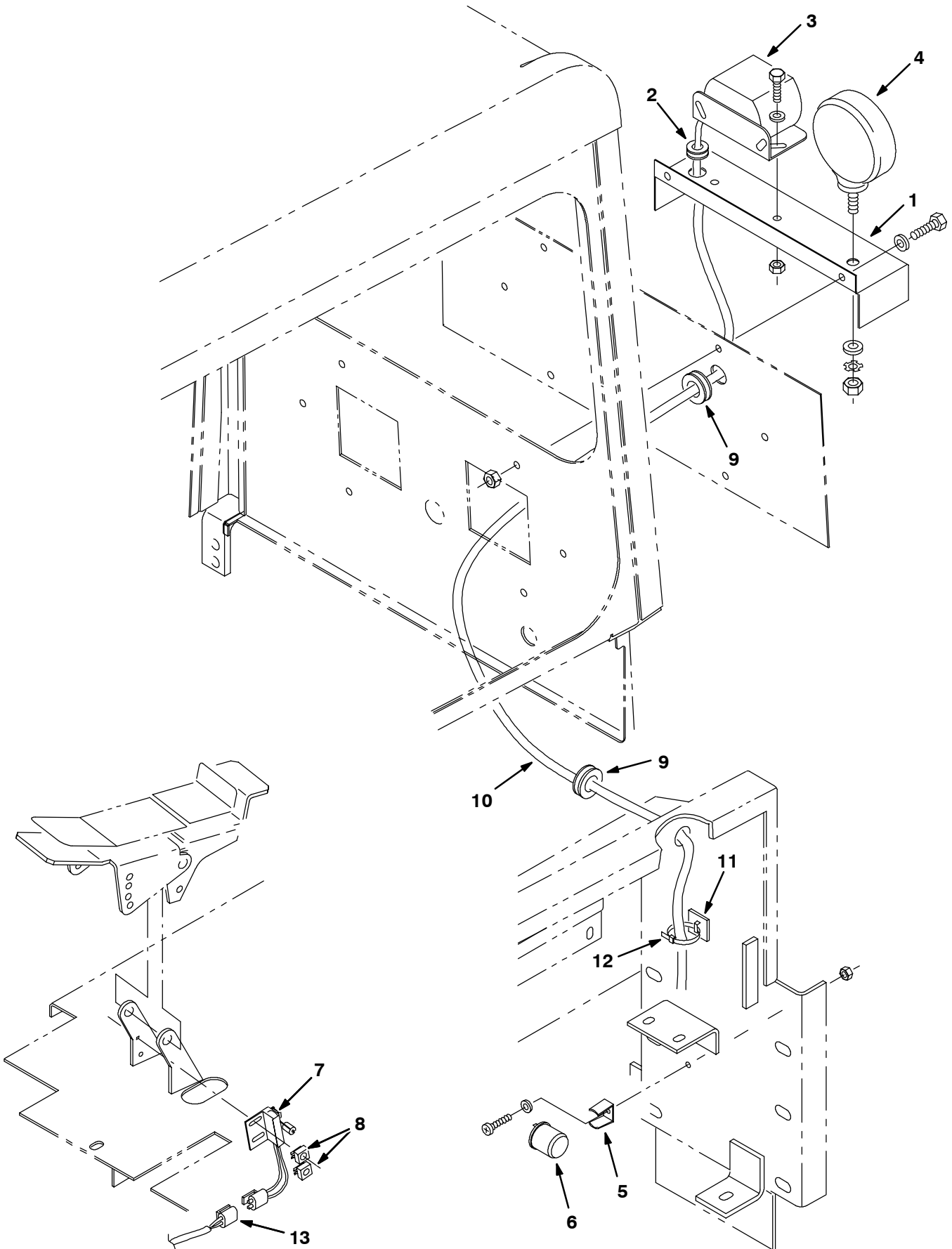


Fig. 11 - Back-Up Alarm Kit, Cab

	Ref.	Tennant Part No.	Machine Serial Number	Description	Qty.
▽		72096	(000000-) Alarm Kit, Bu A/v 355L, Cab	1
▲	1	71058	(000000-) Bracket, Alarm, Back-Up	1
▲	2	10632-9	(000000-) Grommet,Rbr, 0.56 In	1
▲	3	61920	(000000-) Horn Assy, Back-Up Alarm	1
▲▽	4	36438	(000000-) Headlight Assy,210G	1
▲▲		36439	(000000-) Bulb, 12V .9A 15Cp#1004	1
▲	5	24576-1	(000000-) Bracket, Flasher	1
▲	6	24576	(000000-) Flasher, 12V	1
▲	7	23211	(000000-) Switch Assy, Roller	1
▲	8	23210	(000000-) Nut Speed, Retainer, 8-32 Thd	2
▲	9	10632-18	(000000-) Grommet, Rbr, 0.69 ID	2
▲	10	71544	(000000-) Harness, Alarm, Backup	1
▲	11	55248	(000000-) Cabletie Mount, Adhesive	2
▲	12	49266	(000000-) Tie, Cable 1.75D Max 7.50Lg	5
▲	13	70159	(000000-) Harness, Adapter, B/u Alarm	1

Fig. 12 - Back-Up Alarm Kit, Cab with Pressurizer

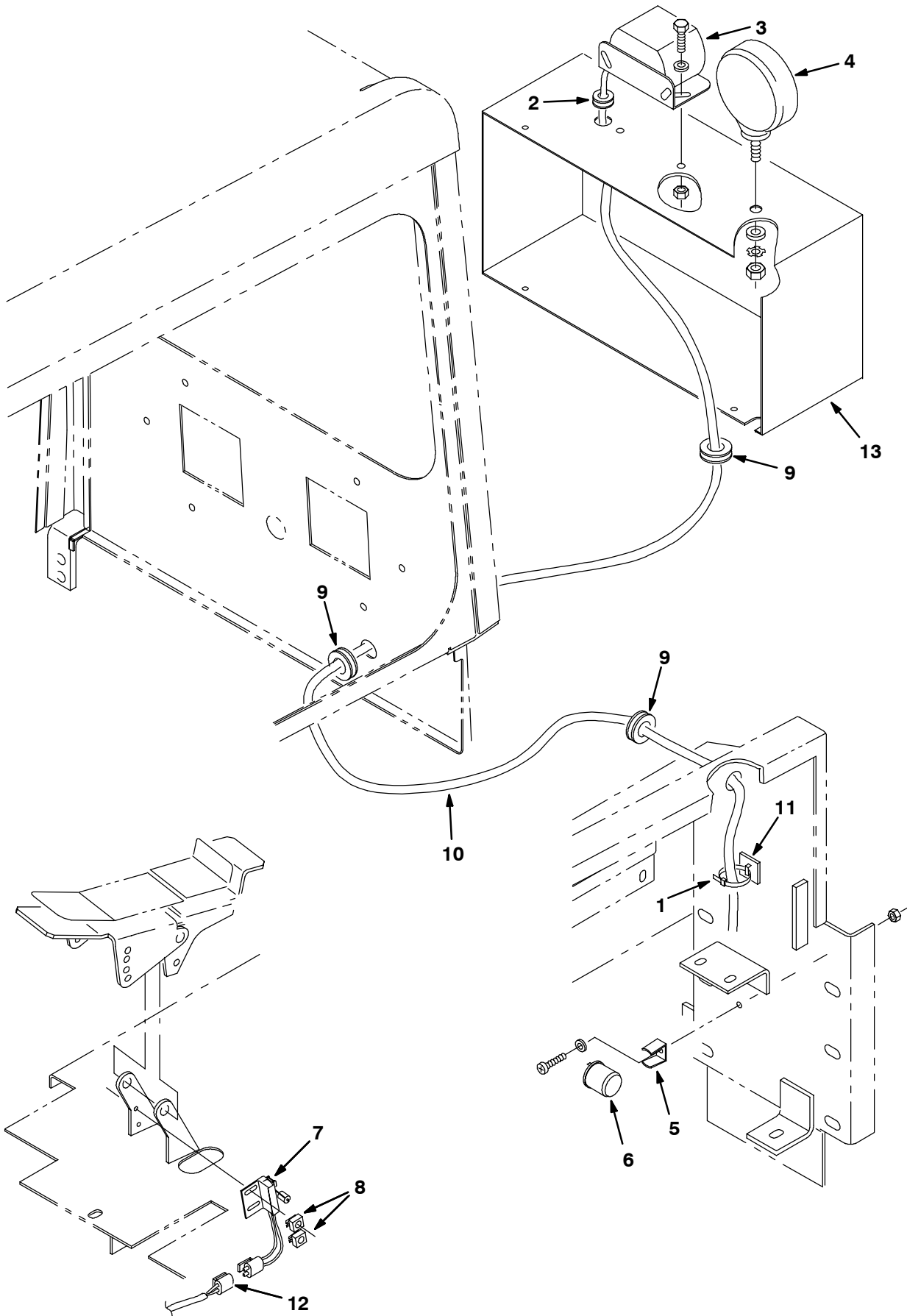


Fig. 12 - Back-Up Alarm Kit, Cab with Pressurizer

	Ref.	Tennant Part No.	Machine Serial Number	Description	Qty.
▽		72094	(000000-) Alarm Kit, Bu A/v 355L, Cab with Pressurizer	1
▲	1	49266	(000000-) Tie, Cable 1.75D Max 7.50Lg	5
▲	2	10632-9	(000000-) Grommet,Rbr, 0.56 In	1
▲	3	61920	(000000-) Horn Assy, Back-Up Alarm	1
▲▽	4	36438	(000000-) Headlight Assy,210G	1
▲▲		36439	(000000-) Bulb, 12V .9A 15Cp#1004	1
▲	5	24576-1	(000000-) Bracket, Flasher	1
▲	6	24576	(000000-) Flasher, 12V	1
▲	7	23211	(000000-) Switch Assy, Roller	1
▲	8	23210	(000000-) Nut Speed, Retainer, 8-32 Thd	2
▲	9	10632-18	(000000-) Grommet, Rbr, 0.69 ID	3
▲	10	71544	(000000-) Harness, Alarm, Backup	1
▲	11	55248	(000000-) Cabletie Mount, Adhesive	2
▲	12	70159	(000000-) Harness, Adapter, B/u Alarm	1
	13	72080	(000000-) Cover Wldt, Press & Alarm	1

Fig. 13 - Side Brush Light Kit

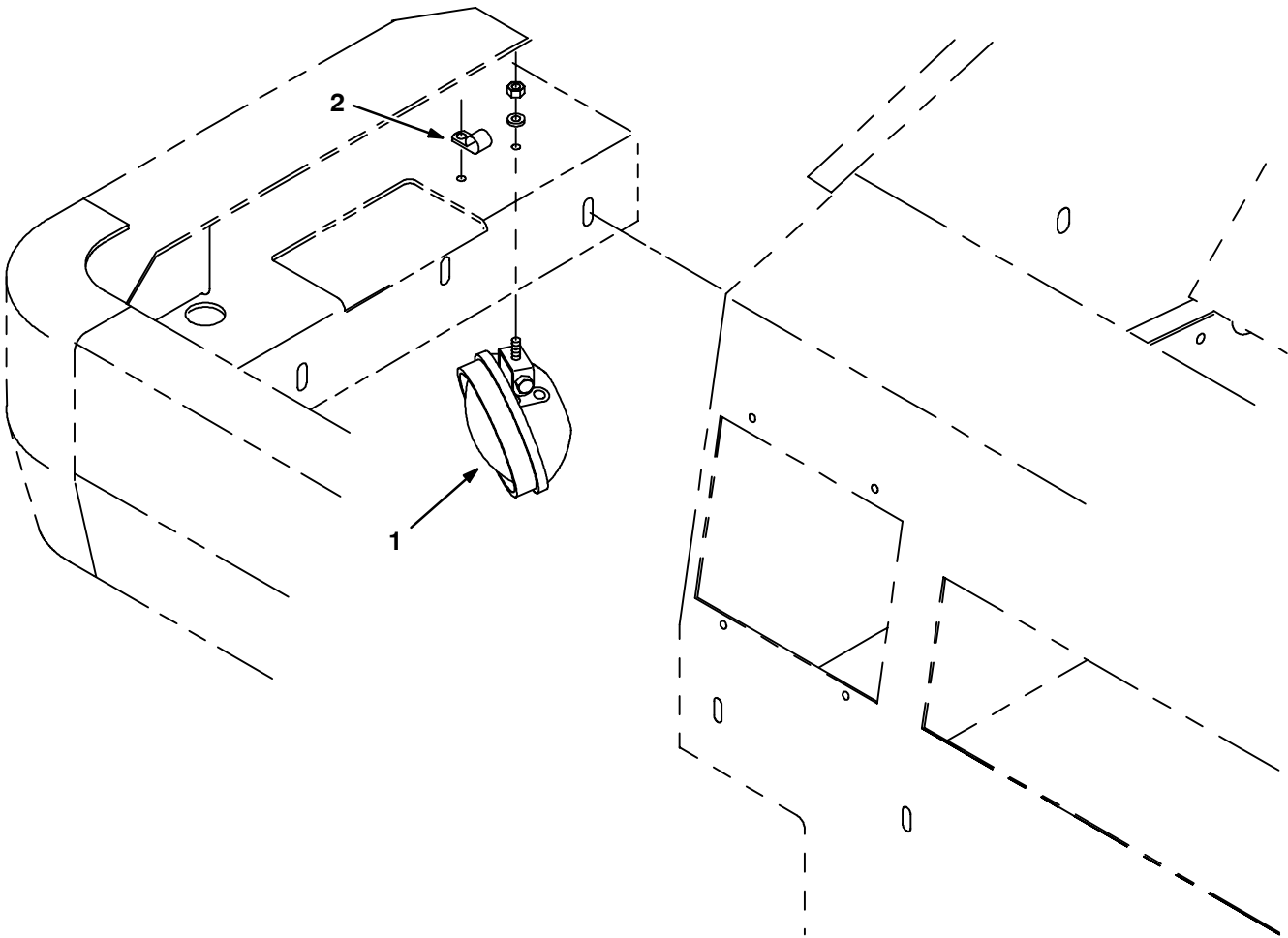


Fig. 13 - Side Brush Light Kit

	Ref.	Tennant Part No.	Machine Serial Number	Description	Qty.
▽		60372	(000000-) Light Kit, Side Brush 355L	1
▲▽	1	19827	(000000-) Light Assy Work/Clr 12V- . A	1
▲▲		51570	(000000-) Bulb GE	1
▲	2	40678	(000000-) Clamp, Cable .44D .62Wide	1

Fig. 14 - Overhead Guard Kit

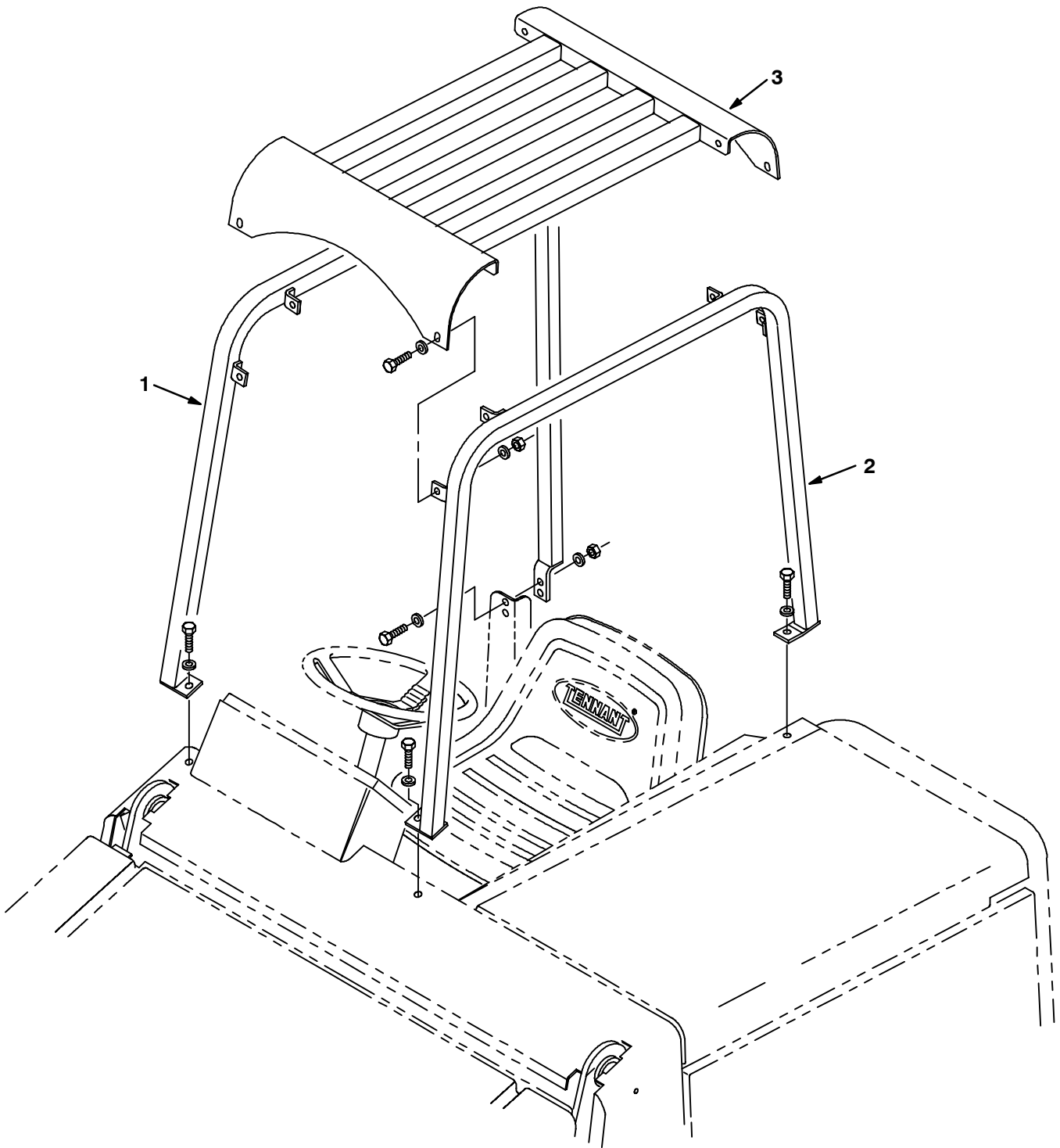


Fig. 14 - Overhead Guard Kit

	Ref.	Tennant Part No.	Machine Serial Number	Description	Qty.
▽		56595	(000000-) Guard Kit, 355L	1
▲	1	59665	(000000-) Tube Wldt, Leg, Ohg,Rh,Painted	1
▲	2	59666	(000000-) Tube Wldt, Leg,Ohg,Lh,Painted	1
▲	3	391850	(000000-) Guard Wldt, Ohg, Top	1

Fig. 15 - Cab Insulation Group

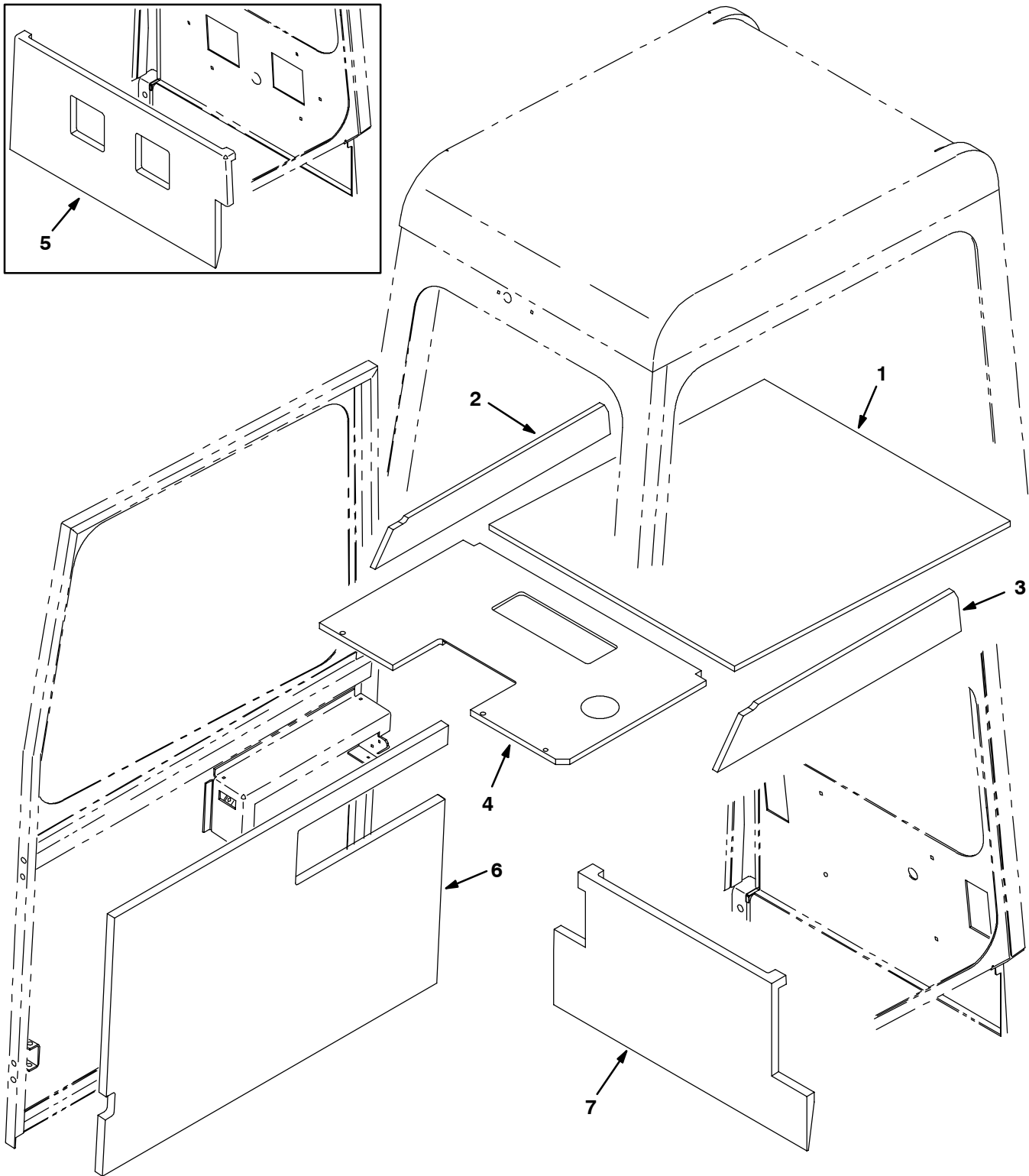


Fig. 15 - Cab Insulation Group

NOTE: Cab Kit, TENNANT Part Number 59511, includes Fig. 15, Fig. 16, Fig. 17, Fig. 18, and Fig. 19.

Ref.	Tennant Part No.	Machine Serial Number	Description	Qty.
1	55073	(000000-) Insulation,S/Foam,Roof	1
2	55074	(000000-) Insulation,S/Foam,Side Rh	1
3	55161	(000000-) Insulation,S/Foam,Side Lh	1
4	55162	(000000-) Insulation,S/Foam,Panel	1
5	55163	(000000-006517) Insulation,S/Foam Rear (Replc. by 375311)	1
6	55164	(000000-) Insulation,S/Foam Door	1
7	375311	(006518-) Insulation, S/Foam, Rear	1

Fig. 16 - Cab Frame and Windows Group

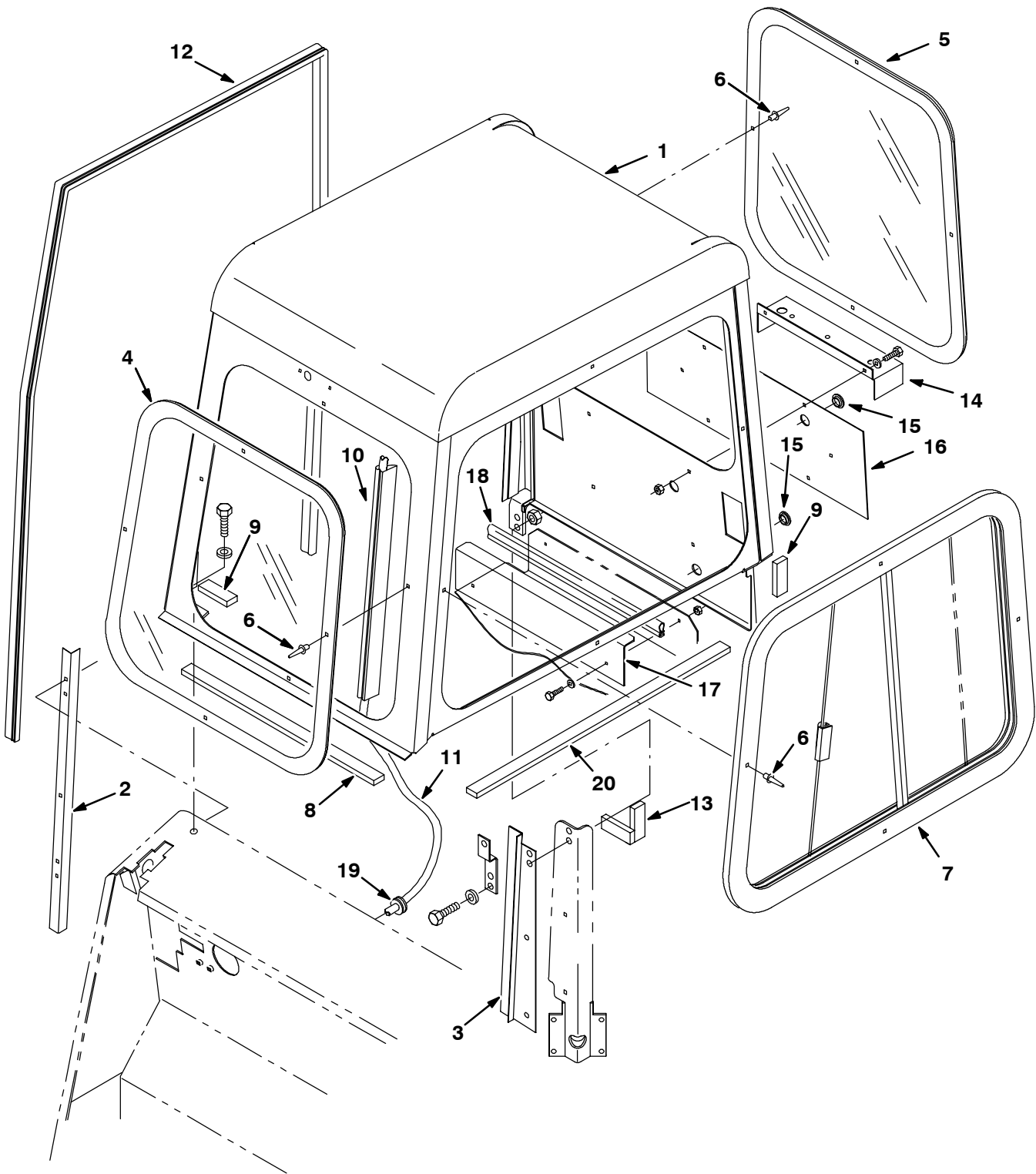


Fig. 16 - Cab Frame and Windows Group

NOTE: Cab Kit, TENNANT Part Number 59511, includes Fig. 15, Fig. 16, Fig. 17, Fig. 18, and Fig. 19.

Ref.	Tennant Part No.	Machine Serial Number	Description	Qty.
1	370143	(000000-) Cab Wldt	1
2	56546	(000000-) Angle, Door Jamb	1
3	56560	(000000-) Angle, Door Jamb, Lower, Rear	1
4	74430	(000000-) Window, Cab, Front	1
5	74431	(000000-) Window, Cab, Rear	1
6	56799	(000000-) Rivet, Pop- .125Dx.38x.25Dhd Al	12
7	74429	(000000-) Window, Cab, Side	1
8	55959	(000000-) Seal, Cab, Front	1
9	55968	(000000-) Seal, Cab, Side	2
10	55973	(000000-) Duct, Vinyl 24.0	1
11	60287	(000000-) Harness, Cab	1
12	66221	(000000-) Seal, 142.0 Lg Door	1
13	66197	(000000-) Insulation, Acoustic	1
14	71058	(000000-) Bracket, Back-Up Alarm	1
15	55035	(000000-) Plug, Plastic, 1.00 D	2
16	55270	(000000-) Plate, Cover	1
17	55227	(000000-) Plate, Seal, Sppt, Seat	1
18	55228	(000000-) Seal, 19.75 Lg	1
19	56187	(000000-) Grommet, Rubber	1
20	55963	(000000-) Seal, Cab, Side	1

Fig. 17 - Cab Door Group

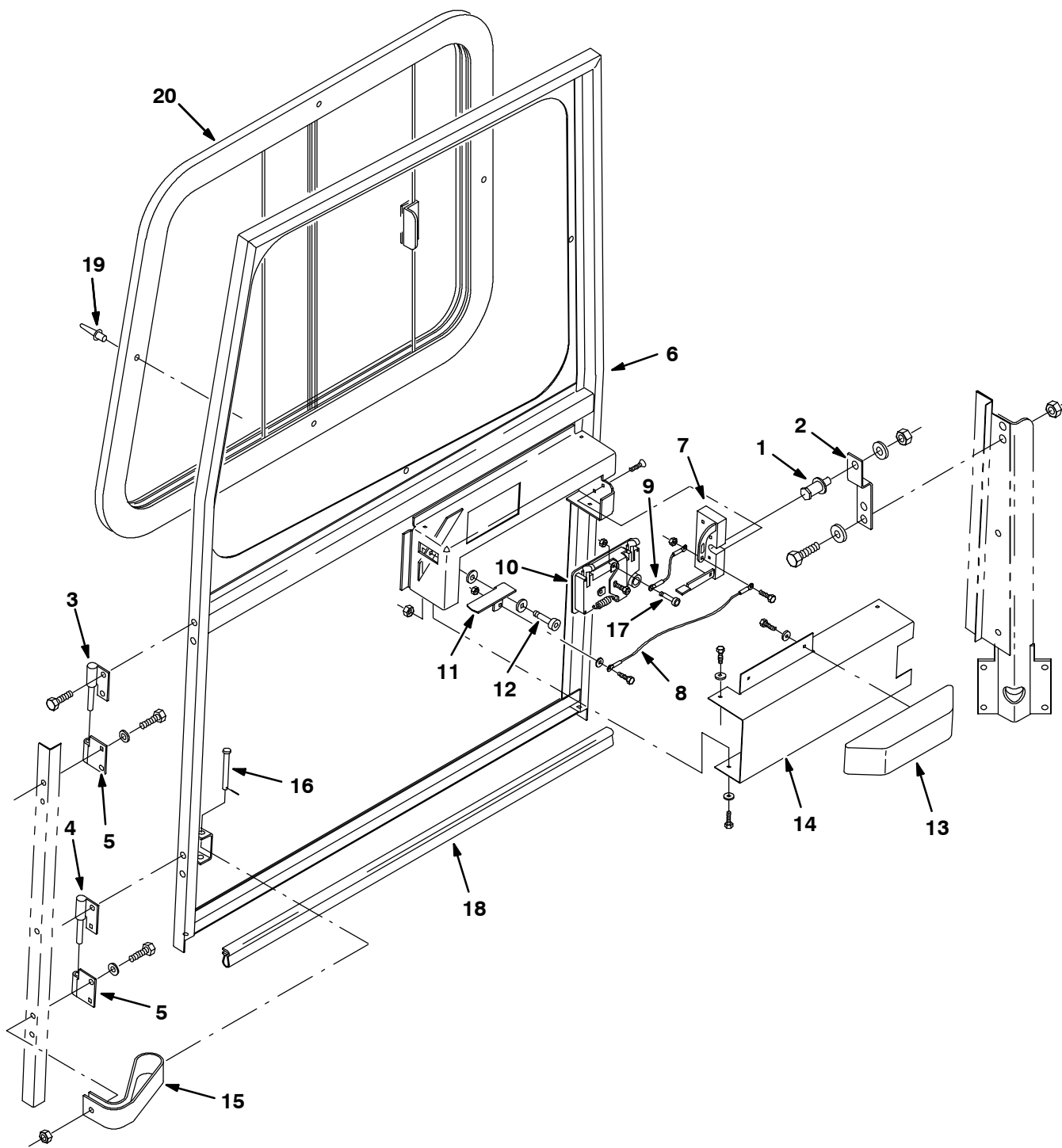


Fig. 17 - Cab Door Group

NOTE: Cab Kit, TENNANT Part Number 59511, includes Fig. 15, Fig. 16, Fig. 17, Fig. 18, and Fig. 19.

Ref.	Tennant Part No.	Machine Serial Number	Description	Qty.
1	58898	(000000-) Bolt, Latch	1
2	59032	(000000-) Bracket, Latch, Bolt	1
3	374653	(000000-) Hinge Wldt, Long Pin	1
4	374654	(000000-) Hinge Wldt, Short Pin	1
5	374651	(000000-) Hinge Wldt, Cab Door	2
6	370146	(000000-) Door Wldt, Cab	1
7	59514	(000000-) Latch	1
8	57702	(000000-) Cable, Door, Access	1
9	55038	(000000-) Cable, .06D X 5.75	1
10	59515	(000000-) Handle, Paddle	1
11	391816	(000000-) Lever, Door Release	1
12	02129	(000000-) Scr-Shld .375Dx0.38L .31-18	1
13	34280	(000000-) Armrest Cab	1
14	59031	(000000-) Cover, Bracket, Armrest	1
15	60862	(000000-) Sleeve, Door Stop	1
16	02126	(000000-) Pin, Clevis, 0.37 Diax3.00L	1
17	31249	(000000-) Scr-Shld .250Dx1.25L 10-24	1
18	72024	(000000-) Seal, Cab Door	1
19	56799	(000000-) Rivet, Pop- .125Dx.38x.25Dhd Al	4
20	74428	(000000-) Window, Cab, Door	1

Fig. 18 - Cab Electrical and Wiper Group

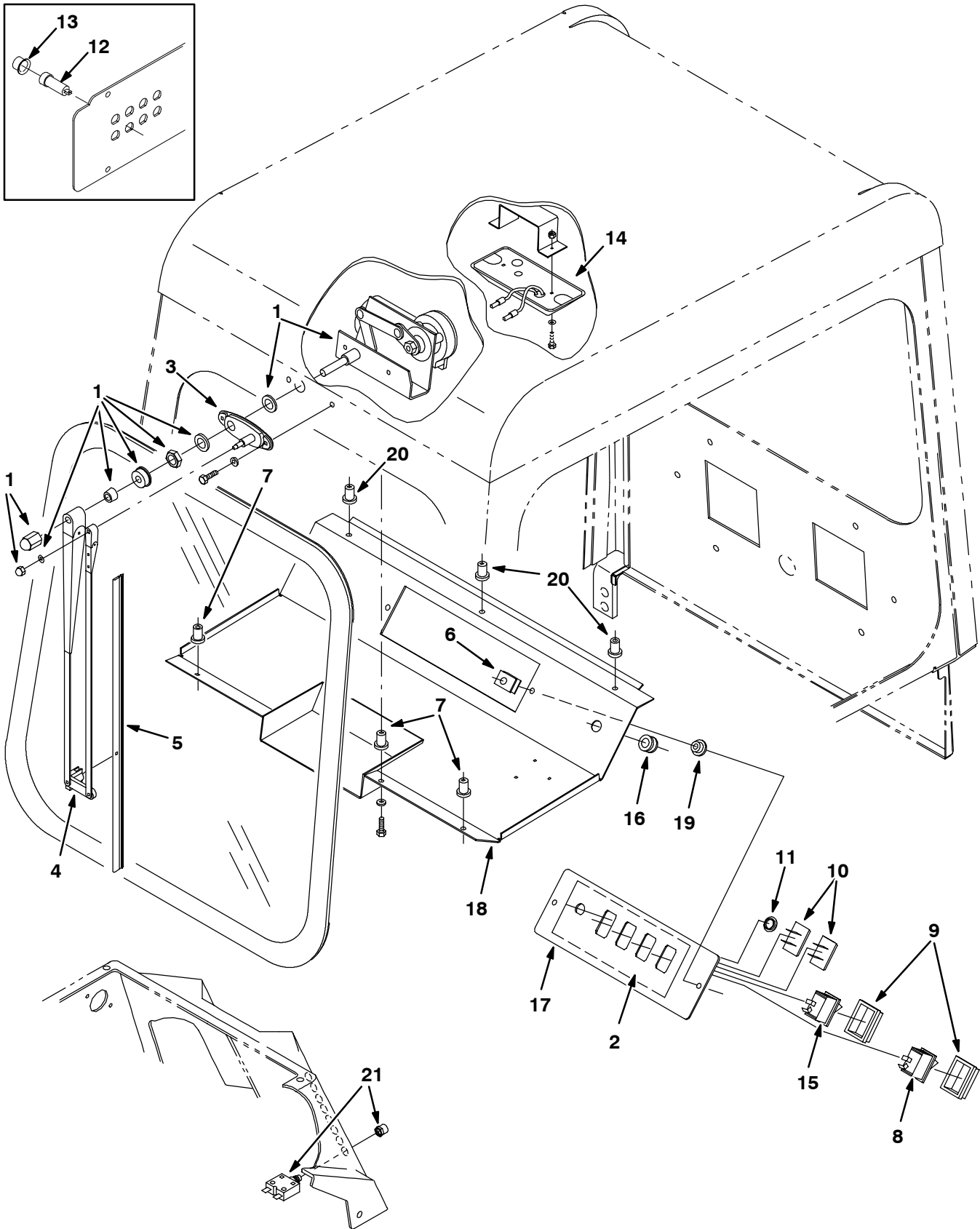


Fig. 18 - Cab Electrical and Wiper Group

NOTE: Cab Kit, TENNANT Part Number 59511, includes Fig. 15, Fig. 16, Fig. 17, Fig. 18, and Fig. 19.

Ref.	Tennant Part No.	Machine Serial Number	Description	Qty.	
1	59803	(000000-) Motor-Ele 12V, Wiper, Windshld	1	
2	55181	(000000-) Label, Operational, Cab	1	
3	59797	(000000-) Plate, Mtg, Wiper Kit	1	
4	59799	(000000-) Arm, Windshield Wiper, Panto	1	
5	74433	(000000-) Blade, Windshield Wiper, 18"	1	
6	12271	(000000-) Nut, U M6 X 1.0	2	
7	41845	(000000-) Well-Nut .25-20 #1/4-5	3	
8	65553	(000000-) Switch, Rocker Dpdt	1	
9	57807	(000000-) Cover, Rocker Switch Seal	2	
10	57772	(000000-) Plate-Cover	2	
11	57167	(000000-) Plugbtn .62H .03-.12 Blacknyl	1	
12	57803	(000000-019999) Breaker-Circuit, 15 Resetbl	1	
13	57751	(000000-019999) Boot-Circuit Breaker	1	
▽	14	55461	(000000-) Light Assy, Dome	1
▲	72142	(000000-) Bulb	1	
15	65561	(000000-) Switch, Rocker Spst	1	
16	10632-12	(000000-) Grommet,Rbr, 0.38 In	1	
17	71057	(000000-) Panel, Switch, Cab	1	
18	72049	(000000-) Cover Wldt	1	
19	01047	(000000-) Retainer	2	
20	61913	(020000-) Nut, isolator, .25-20 Wall Thk .031-.187	3	
21	383722	(020000-) Circuitbreaker, 15.0A	1	

Fig. 19 - Cab Dust Kit

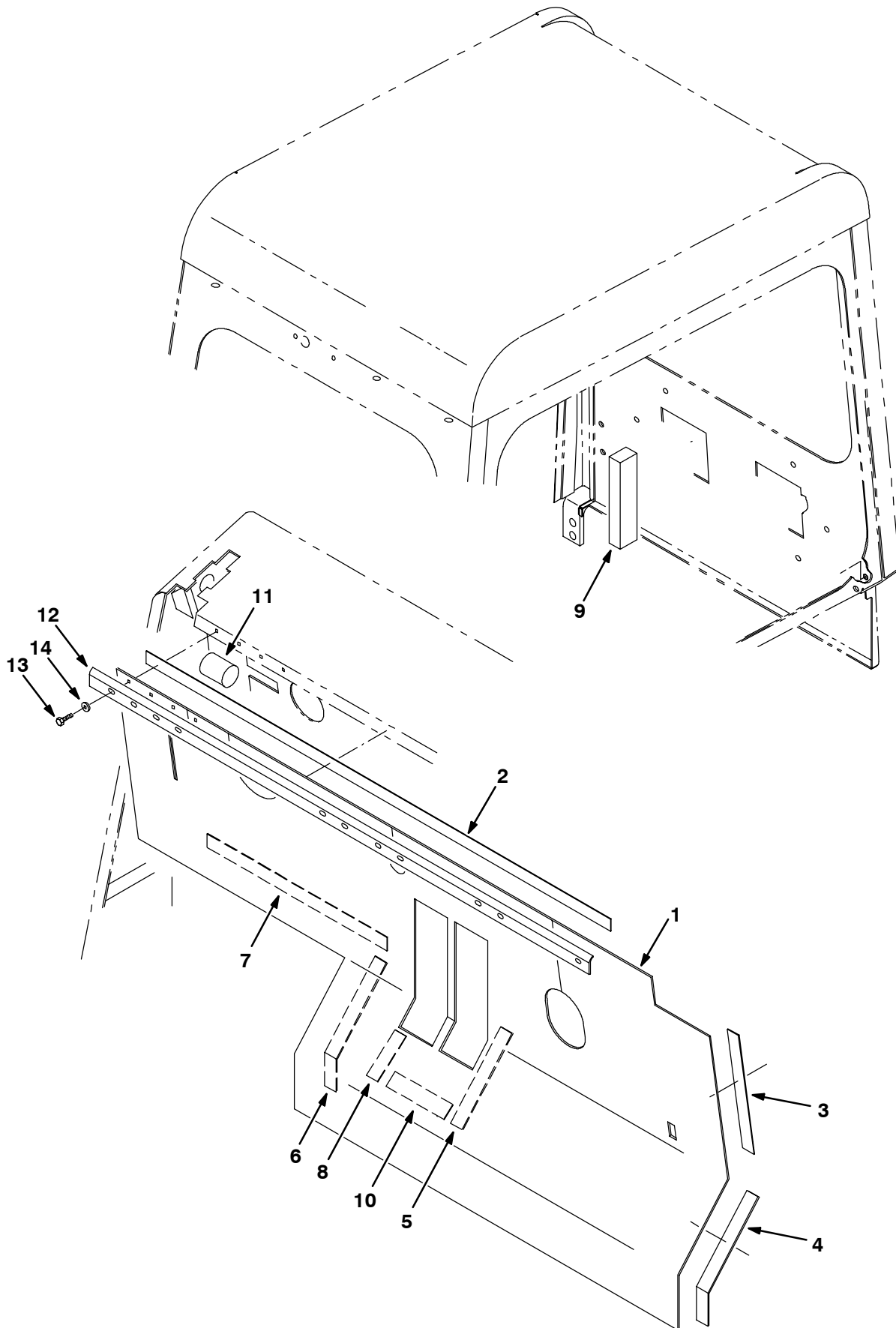


Fig. 19 - Cab Dust Kit

NOTE: Cab Kit, TENNANT Part Number 59511, includes Fig. 15, Fig. 16, Fig. 17, Fig. 18, and Fig. 19.

	Ref.	Tennant Part No.	Machine Serial Number	Description	Qty.
▽		370115	(000000-) Cab Dust Kit	1
▲	1	370116	(000000-) Skirt, Firewall, Rh	1
▲	2	370117	(000000-) Strip, Velcro 45 Inches Long	1
▲	3	370118	(000000-) Strip, Velcro 9.75 Inches Long	1
▲	4	370119	(000000-) Strip, Velcro 11 Inches Long	1
▲	5	370120	(000000-) Strip, Velcro 15 Inches Long	1
▲	6	370121	(000000-) Strip, Velcro 12 Inches Long	1
▲	7	370122	(000000-) Strip, Velcro 16.5 Inches Long	1
▲	8	370129	(000000-) Strip, Velcro 3.25 Inches Long	1
▲	9	370124	(000000-) Seal, Seat Side 1x1.5x6.75	1
▲	10	370130	(000000-) Strip, Velcro	1
▲	11	370125	(000000-) Seal, Round 1.5Dx2.0L	2
▲	12	370159	(000000-) Strip, Steel	1
▲	13	12459	(000000-) Scr-Hxfmgm 6x1.0	11
▲	14	01684	(000000-) Washer Flt .25 Ss	11

Fig. 20 - Cab Pressurizer Kit (00000-006517)

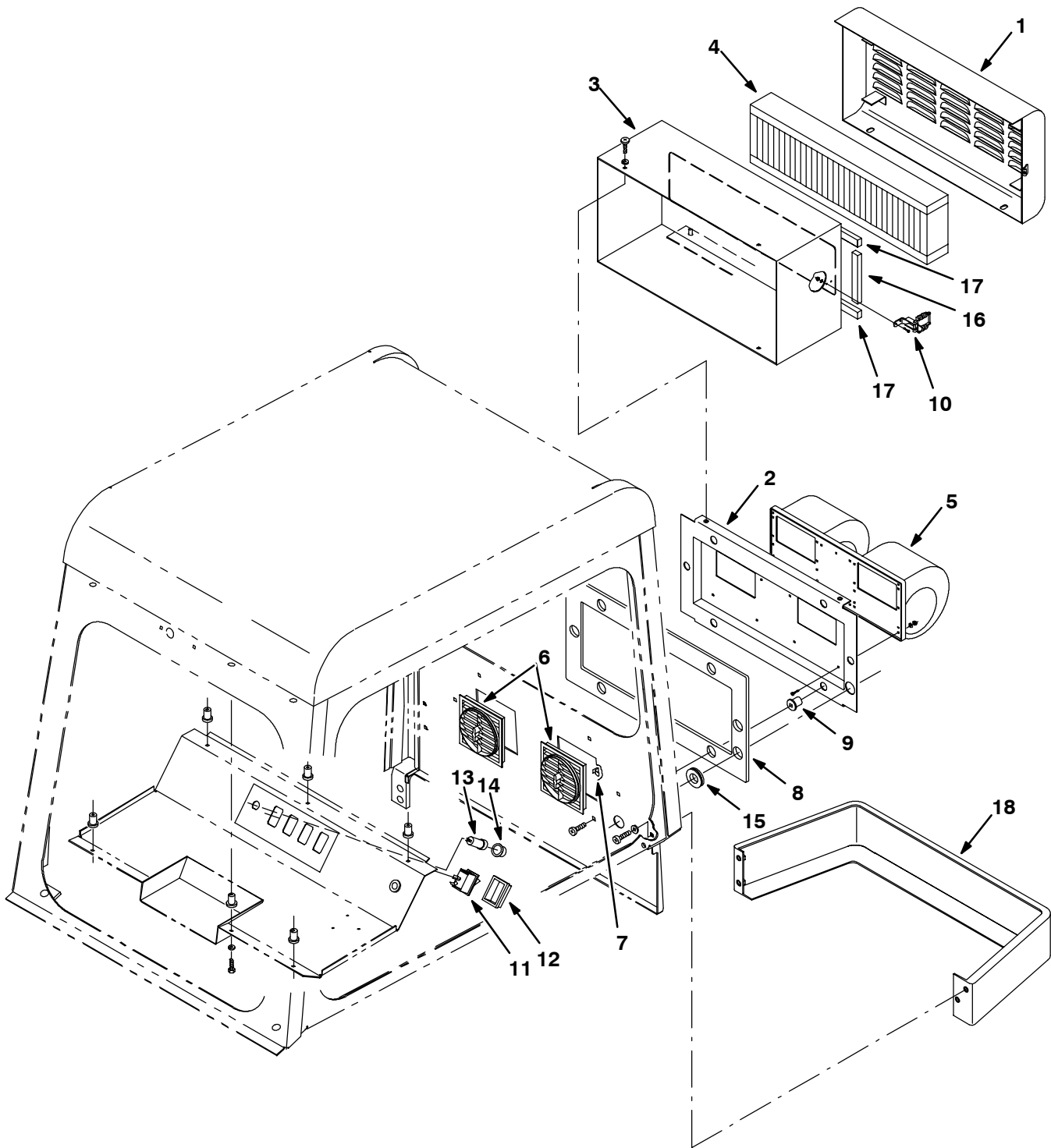


Fig. 20 - Cab Pressurizer Kit (000000-006517)

	Ref.	Tennant Part No.	Machine Serial Number	Description	Qty.
▽		59557	(000000-006517)	Pressurizer Kit Cab 355	1
▲	1	55213	(000000-006517)	Housing Wldt, Filter	1
▲	2	59437	(000000-006517)	Panel, Mtg, Pressurizer	1
▲	3	55211	(000000-006517)	Cover Wldt, Pressurizer	1
▲	4	59657	(000000-006517)	Filter, Panel 5.25 X 18.5 X 2	1
▲	5	55042	(000000-006517)	Blower, Assy	1
▲	6	57536	(000000-006517)	Louver Assy	2
▲	7	57537	(000000-006517)	Fastener, Clip-Louver	8
▲	8	55182	(000000-006517)	Seal, Pressurizer	1
▲	9	55037	(000000-006517)	Well-Nut .31-18	6
▲	10	37083-1	(000000-006517)	Catch-No-Strike	2
▲	11	65553	(000000-006517)	Switch, Rocker Dpdt	1
▲	12	57807	(000000-006517)	Cover, Rocker Switch Seal	1
▲	13	57803	(000000-006517)	Breaker-Circuit, 15 Resetbl	1
▲	14	57751	(000000-006517)	Boot-Circuit Breaker	1
▲	15	10632-18	(000000-006517)	Grommet,Rbr, 0.69 In	1
▲	16	55404	(000000-006517)	Seal Foam Rbr .38 .62W 4.4L	2
▲	17	55302	(000000-006517)	Seal Foam Rbr .38 .62W 18.6L	2
▲	18	55453	(000000-006517)	Bumper, Pressurizer	1
▲		46236	(000000-006517)	Clamp, Cable, 0.25Dia 0.56 wth	1

Fig. 21 - Cab Heater Kit (00000-006517)

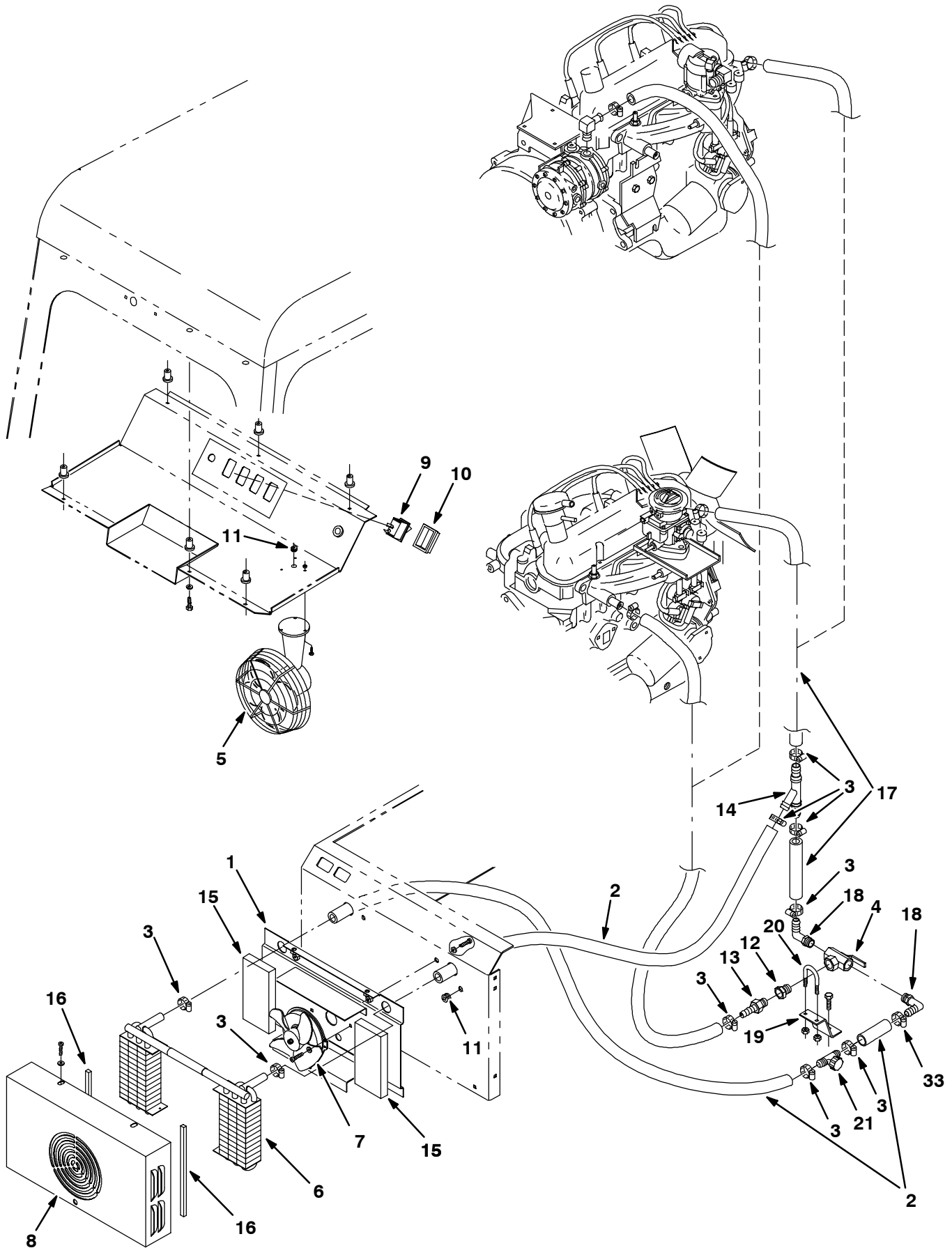
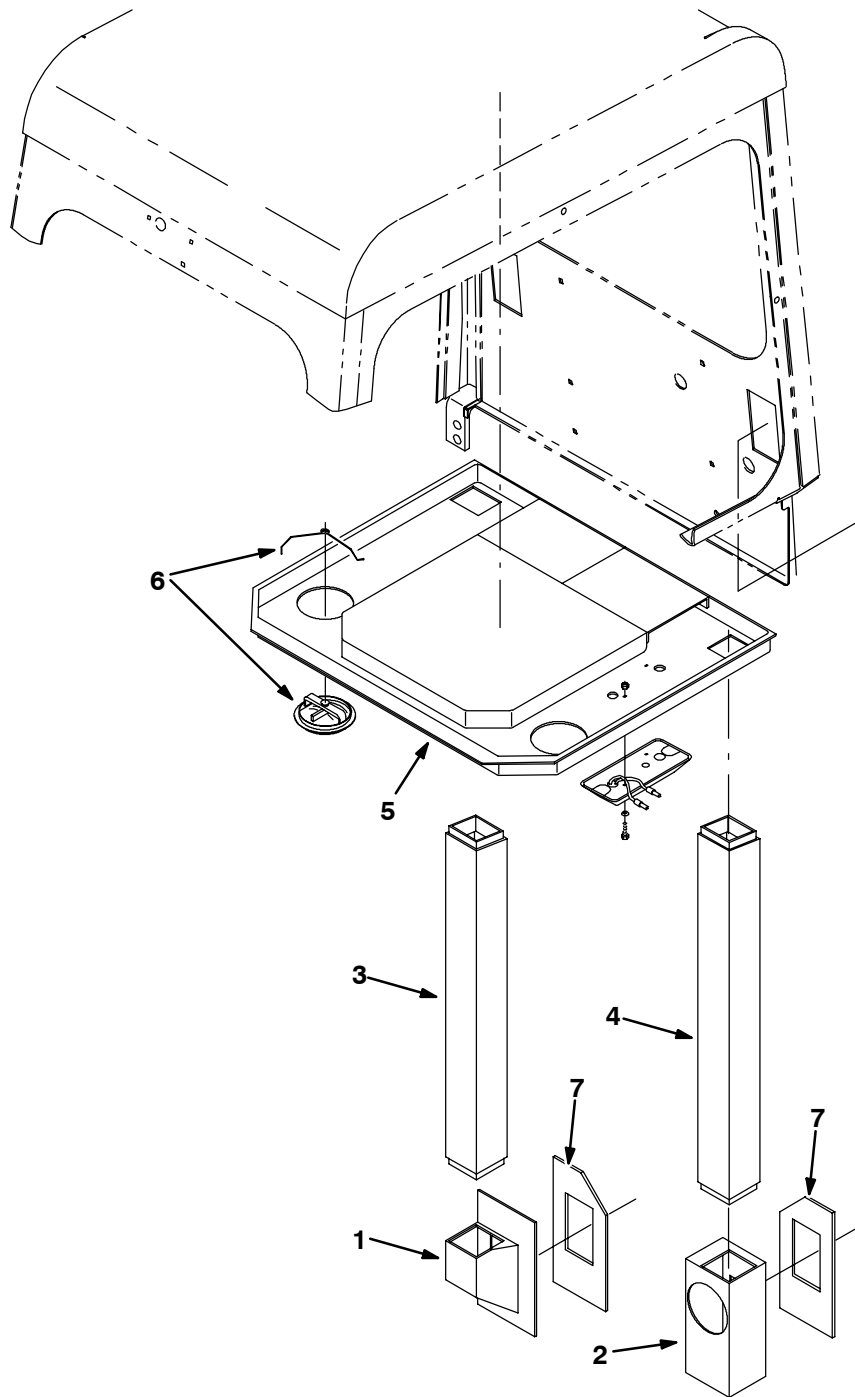


Fig. 21 - Cab Heater Kit (000000-006517)

	Ref.	Tennant Part No.	Machine Serial Number	Description	Qty.
▽		59512	(000000-006517)	Heater Kit 355L	1
▲	1	55220	(000000-006517)	Channel Wldt, Heater	1
▲	2	57912	(000000-006517)	Hose,.62 Idx60.00 Lng, Heater	2
▲	3	63810	(000000-006517)	Clamp-Wormdrive, 0.56- 1.06D	10
▲	4	31507	(000000-006517)	Valve-3 Way	1
▲	5	55459	(000000-006517)	Fan Assy, Defroster	1
▲	6	55215	(000000-006517)	Core, Heater	1
▲	7	374514	(000000-006517)	Motor Assy, Heater W/Fan	1
▲	8	55221	(000000-006517)	Cover, Heater	1
▲	9	65561	(000000-006517)	Switch, Rocker Spst	1
▲	10	57807	(000000-006517)	Cover, Rocker Switch Seal	1
▲	11	10632-12	(000000-006517)	Grommet,Rbr, 0.38 In	2
▲	12	47167	(000000-006517)	Ftg-Str Npt/Npt 06Pf-08Pm	1
▲	13	27767	(000000-006517)	Ftg-Brs Str Em10/Pm06	2
▲	14	57872	(000000-006517)	Ftg."Y".62 Id Hose - Heater	1
▲	15	55226	(000000-006517)	Seal, Heater Air	2
▲	16	55976	(000000-006517)	Seal, Foam Rbr .31X.38X	2
▲	17	31543	(000000-006517)	Hose, Heater (Cut in 2)	1
▲	18	30268	(000000-006517)	Ftg-Brs E90 EM10/Pm08	2
▲	19	35296	(000000-006517)	Bracket, Valve	1
▲	20	45142	(000000-006517)	Bolt-U, 1.13 Id	1
▲	21	374593	(000000-006517)	Fitting, Flushing Tee	1

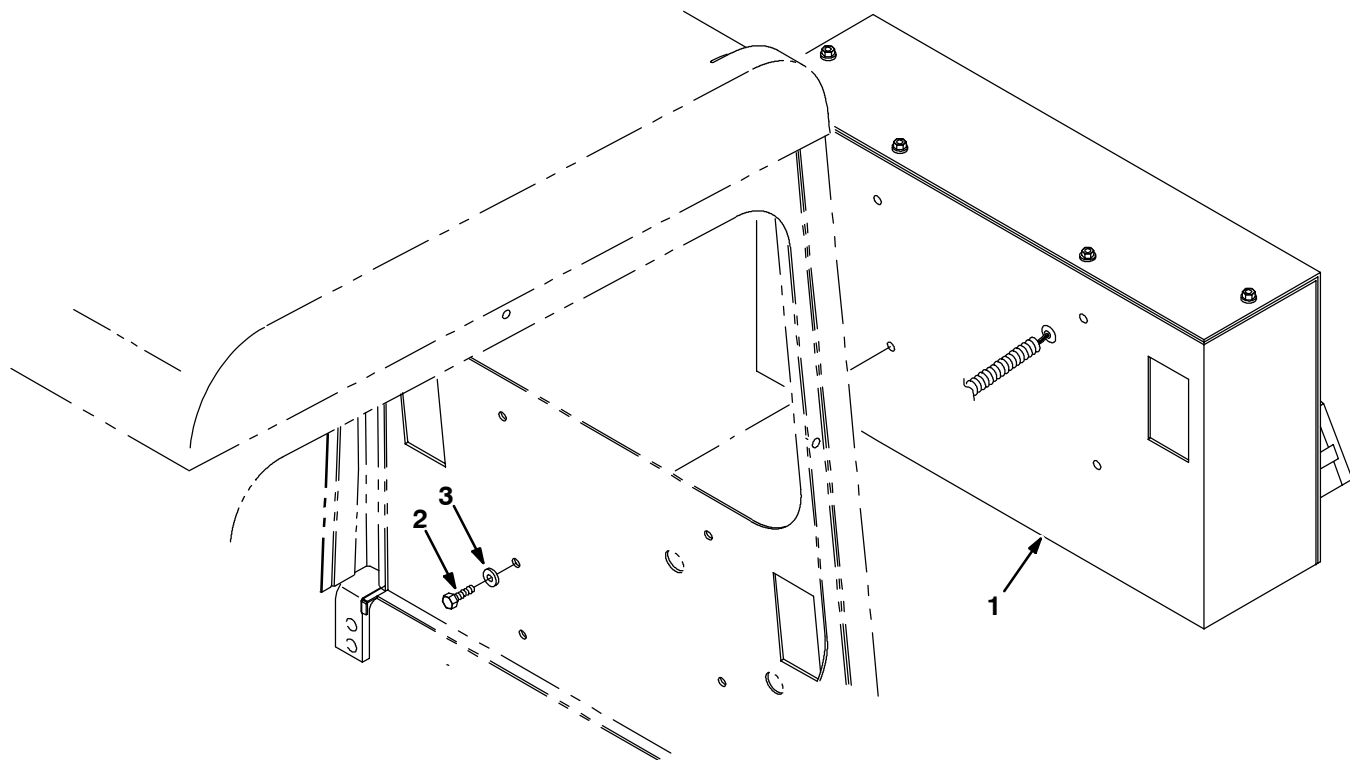
Fig. 22 - Cab Vent and Duct Group (006518-)



353529 - IC, NA, JP

Ref.	Tennant Part No.	Machine Serial Number	Description	Qty.
▽	393366	(006518-)	Duct, Air Pkg	1
▲ 1	393391	(006518-)	Duct, Transition, Doorside	1
▲ 2	393392	(006518-)	Duct, Transition, Windowside	1
▲ 3	393393	(006518-)	Duct, Upright, Doorside	1
▲ 4	393394	(006518-)	Duct, Upright, Windowside	1
▲ 5	393395	(006518-)	Headliner, Plenum	1
▲ 6	393396	(006518-)	Diffuser, Air	5
▲ 7	375306	(006518-)	Spacer, Duct	2

Fig. 23 - Cab Pressurizer Group (006518-)



353530 - IC, NA, JP

Ref.	Tennant Part No.	Machine Serial Number	Description	Qty.
1	393384	(006518-)	Housing Assy Pkg, Pressurizer (See Breakdowns)	1
2	76955	(006518-)	Screw, Hex, .31-18 X 1.00, 5	4
3	32491	(006518-)	Washer, Flt, .31 Std	4

Fig. 24 - Heater and Pressurizer Group (006518-)

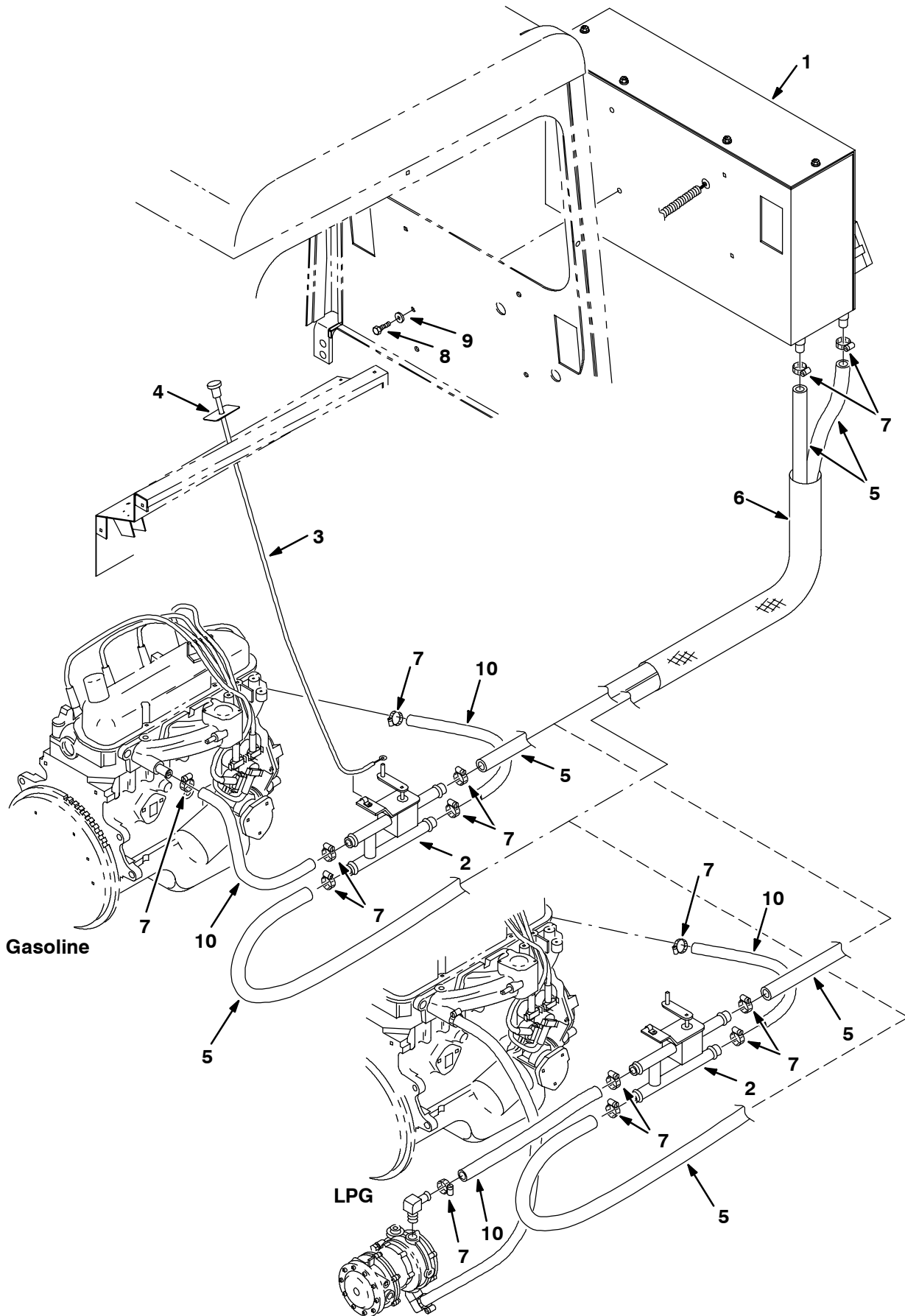


Fig. 24 - Heater and Pressurizer Group (006518-)

Ref.	Tennant Part No.	Machine Serial Number	Description	Qty.
1	393381	(006518-) Housing Assy, Pkg, Heater (See Breakdowns)	1
2	380618	(006518-) Valve, Heater	1
3	393355	(006518-) Cable Assy, Push-Pull	1
4	393356	(006518-) Label, Heat On-Off	1
5	393390	(006518-) Hose, Heater, 0.62id 74l	2
6	367987	(006518-) Sleeve, Nyl, #33 60.0l	1
7	63810	(006518-) Clamp, Hose, Wormdrive, 0.56-1.06d	8
8	76955	(006518-) Screw, Hex, .31-18 X 1.00, 5	4
9	32491	(006518-) Washer, Flt, .31 Std	4
10	31543	(006518-) Hose, Heater, (Cut in 2)	1

Fig. 25 - Air Conditioning and Heater Group (006518-)

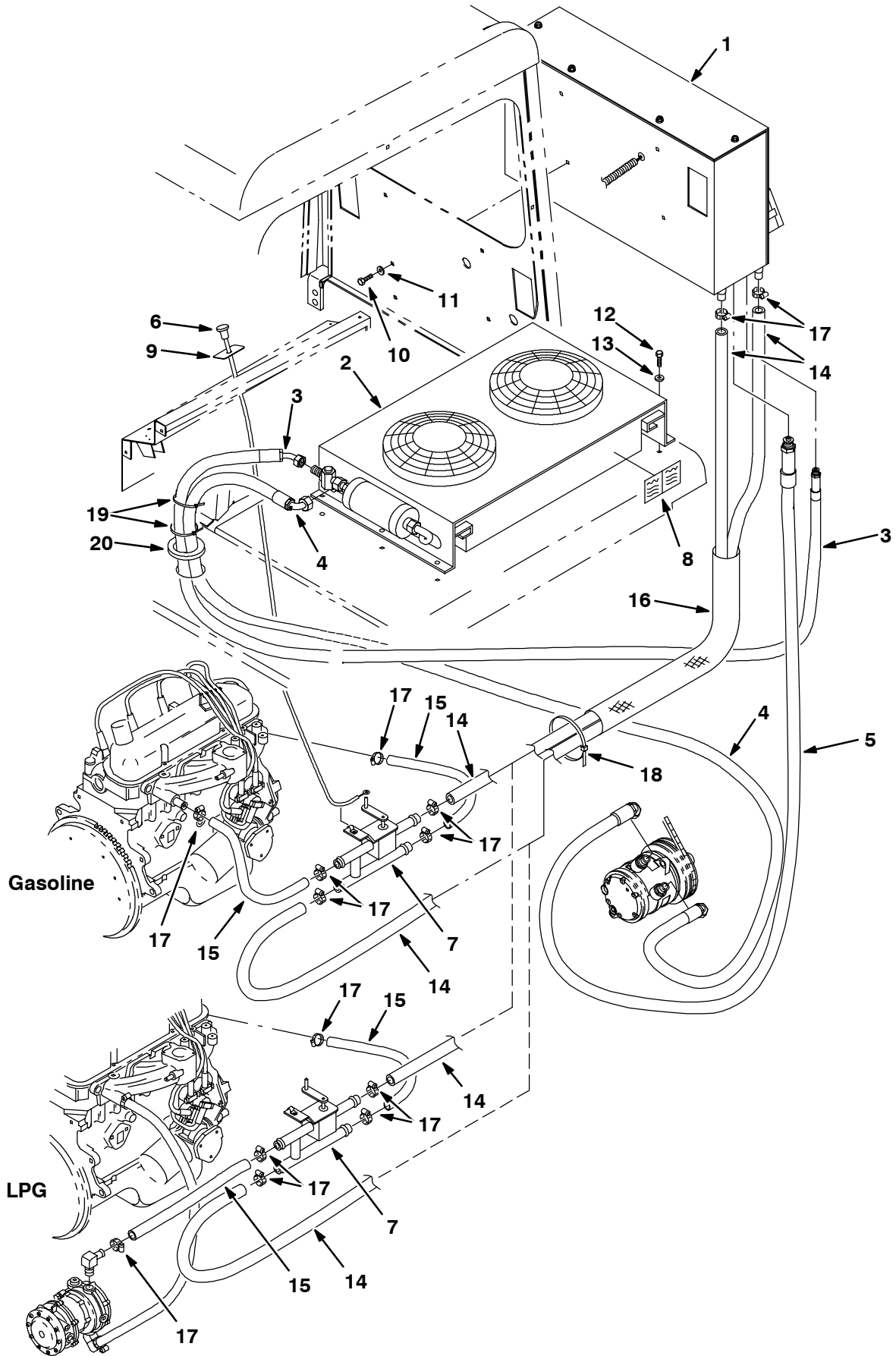
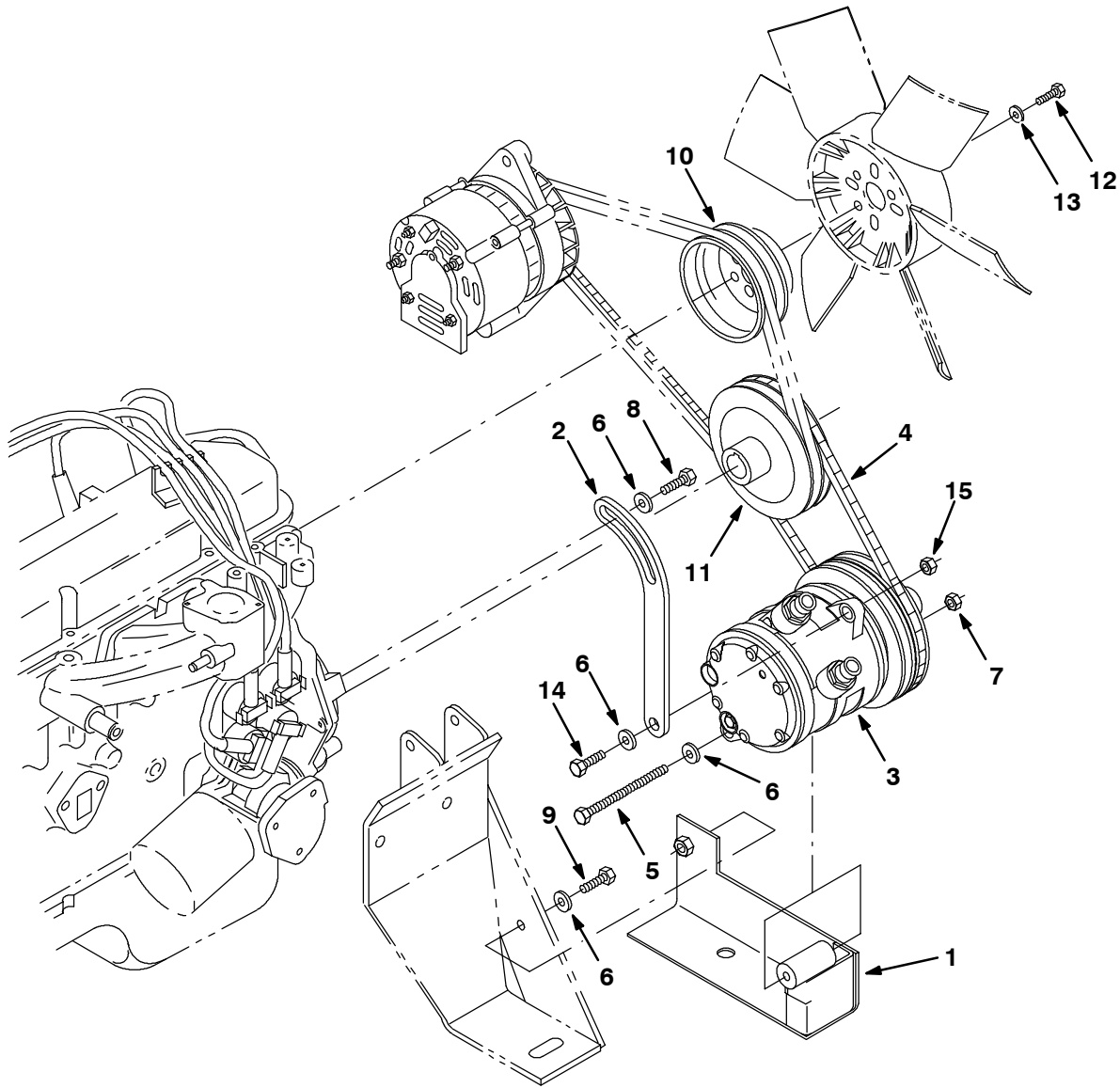


Fig. 25 - Air Conditioning and Heater Group (006518-)

Ref.	Tennant Part No.	Machine Serial Number	Description	Qty.
1	393339	(006518-) Housing Assy Pkg, Evaporator/Heater (See Breakdowns)	1
2	393340	(006518-) Housing Assy, Pkg, Condenser/Fan (See Breakdowns)	1
3	393326	(006518-) Hose Assy, Reduced Barrier, Air-Cond	1
4	393387	(006518-) Hose Assy, Reduced Barrier, Air-Cond	1
5	393352	(006518-) Hose Assy, Reduced Barrier, Air-Cond	1
6	393355	(006518-) Cable Assy, Push-Pull	1
7	380618	(006518-) Valve, Heater	1
8	393362	(006518-) Label, Spec, Air-Cond	1
9	393356	(006518-) Label, Heat On-Off	1
10	76955	(006518-) Screw, Hex, .31-18 X 1.00, 5	4
11	32491	(006518-) Washer, Flt, .31 Std	4
12	24593	(006518-) Screw, Hex, .25-20 X 0.50, Fmg	4
13	19066	(006518-) Washer, Flt, #10	4
14	393390	(006518-) Hose, Heater, 0.62id 74l	2
15	31543	(006518-) Hose, Heater, (Cut in 2)	1
16	367987	(006518-) Sleeve, Nyl, #33 60.0l	1
17	63810	(006518-) Clamp, Hose, Wormdrive, 0.56-1.06d	8
18	763116	(006518-) Tie, Cable, Nyl, 15.3l . W 4.5 Max D	6
19	763113	(006518-) Tie, Cable, 20.0l, 6.00d Max	2
20	62595-6	(006518-) Molding, Trim, .08-.11 07.50	1

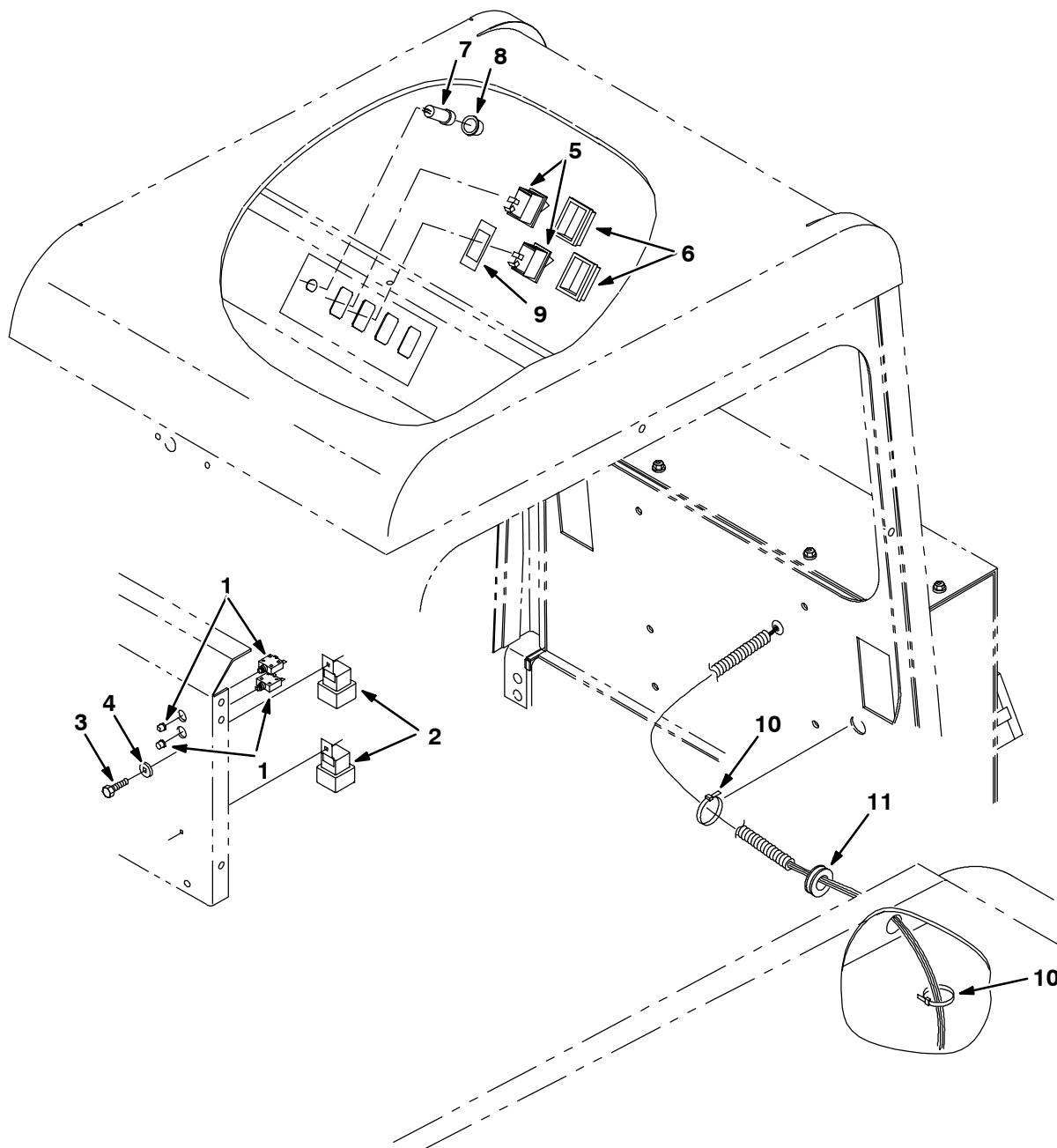
Fig. 26 - Air Conditioning Compressor Group (006518-)



353535 - G/LP, NA, JP

Ref.	Tennant Part No.	Machine Serial Number	Description	Qty.
1	393377	(006518-)	Bracket, Compressor Mtg	1
2	393378	(006518-)	Arm, Compressor Mtg	1
3	393359	(006518-)	Compressor, Air-Cond	1
4	07049	(006518-)	Belt, V, [A-31] 33.0l, Cogged	1
5	20177	(006518-)	Screw, Hex, .38-16 X 4.00, 5	1
6	32485	(006518-)	Washer, Flt, .38 Sae	4
7	50902	(006518-)	Nut, Hex, Lock, .38-16, NI	1
8	21198	(006518-)	Screw, Hex, .38-16 X 1.25, 5	1
9	76955	(006518-)	Screw, Hex, .31-18 X 1.00, 5	1
10	393388	(006518-)	Pulley, Water Pump	1
11	393389	(006518-)	Pulley, Crankshaft	1
12	06945	(006518-)	Screw, Hex, M06 X 1.0 X 30, 8.8	3
13	32982	(006518-)	Washer, Lock, Int, .25	3
14	27988	(006518-)	Screw, Hex, .38-16 X 1.50, 5	1
15	50902	(006518-)	Nut, Hex, Lock, .38-16, NI	1

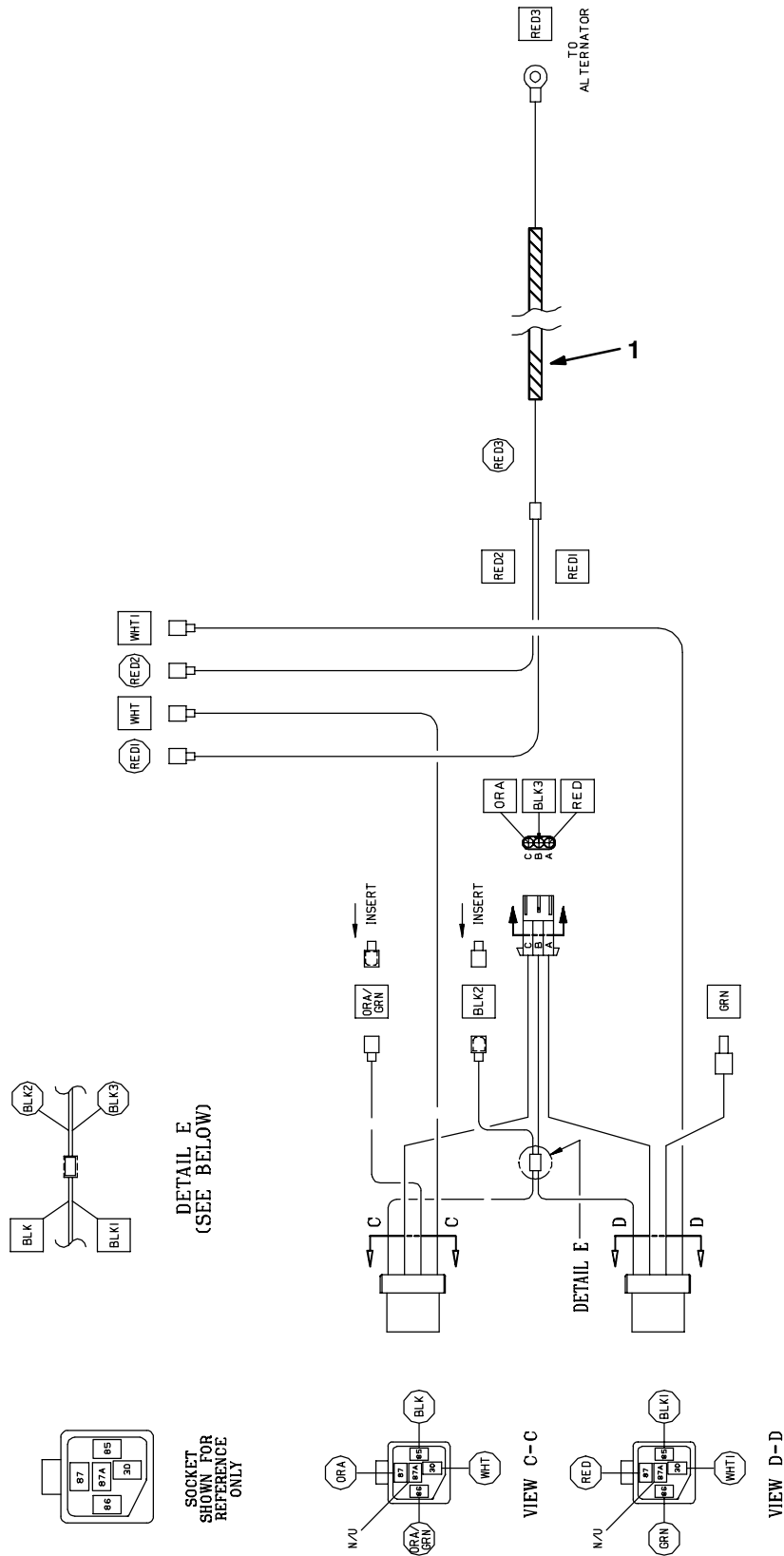
Fig. 27 - Air Conditioning and Heater Electrical Group (006518-)



353537 - IC, NA, JP

Ref.	Tenant Part No.	Machine Serial Number	Description	Qty.
1	383725	(006518-)	Circuitbreaker, 30.0a	2
2	56186	(006518-)	Relay, 12vdc, 40a, Spdt, [Potter]	2
3	24595	(006518-)	Screw, Hex, .25-20 X 1.00, Fmg	2
4	41140	(006518-)	Washer, Lock, Int-Ext, .25	2
5	65561	(006518-)	Switch, Rocker	2
6	57807	(006518-)	Cover, Rocker Switch	2
7	57803	(006518-)	Circuitbreaker, 15.0a, Resetable	1
8	57751	(006518-)	Boot, Circuitbreaker	1
9	393363	(006518-)	Label, Air Cond On-Off	1
10	49263	(006518-)	Tie, Cable, Nyl, 11.4l .19w 3.0 Max D	10
11	10632-18	(006518-)	Grommet, Rbr, 0.69id, F/ 0.1h, .25matl	1

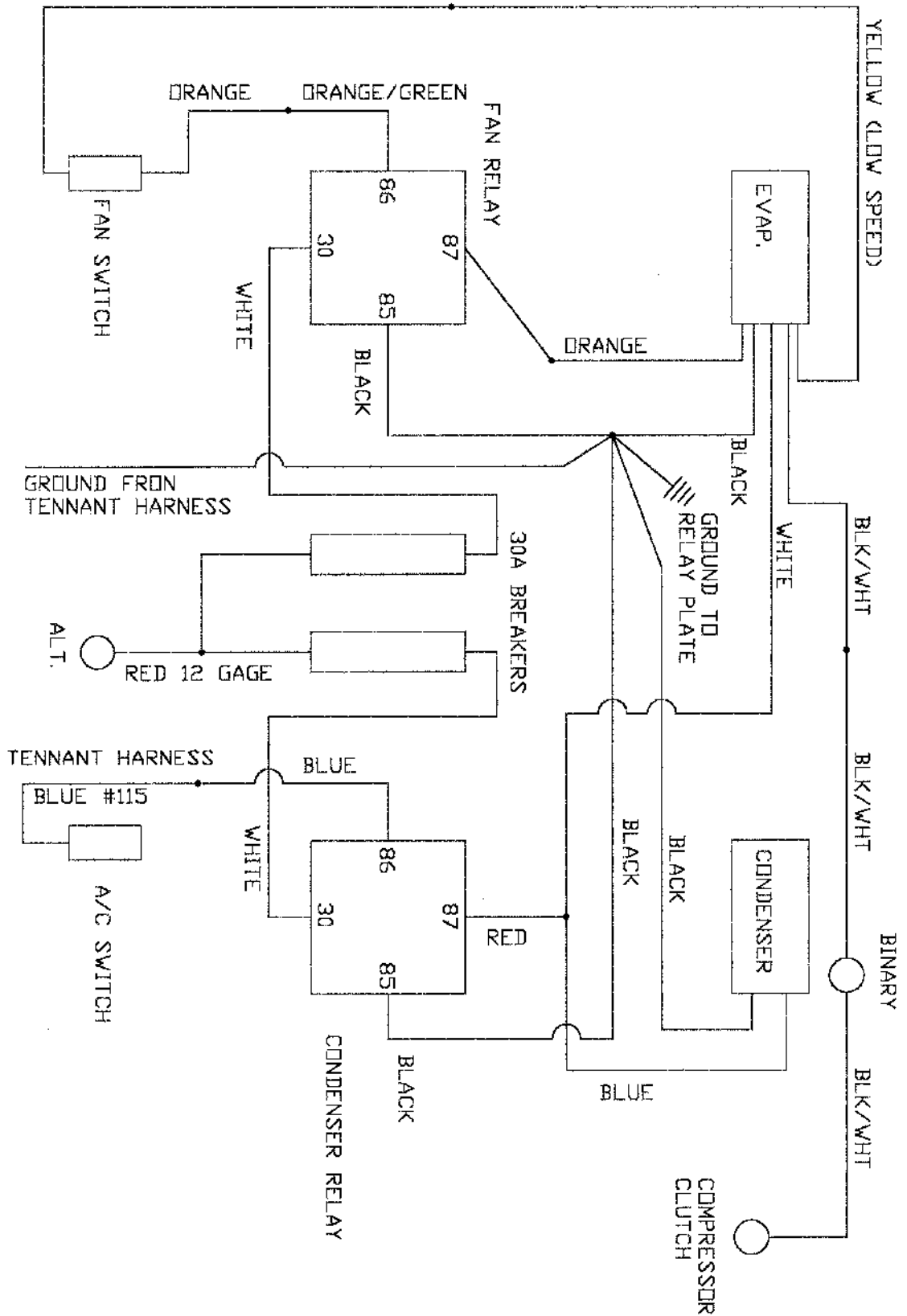
Fig. 28 - Air Conditioning Wire Harness Group (006518-))



353538 - IC, NA, JP

Ref.	Tenant Part No.	Machine Serial Number	Description	Qty.
1	393413	(006518-)	Harness, AC 6500/6550	1

Fig. 29 - Air Conditioning Electrical Schematic (006518-)
 TENNANT HARNESS
 YELLOW FROM FAN SWITCH



IC, NA, JP

Fig. 30 - Blower Kit

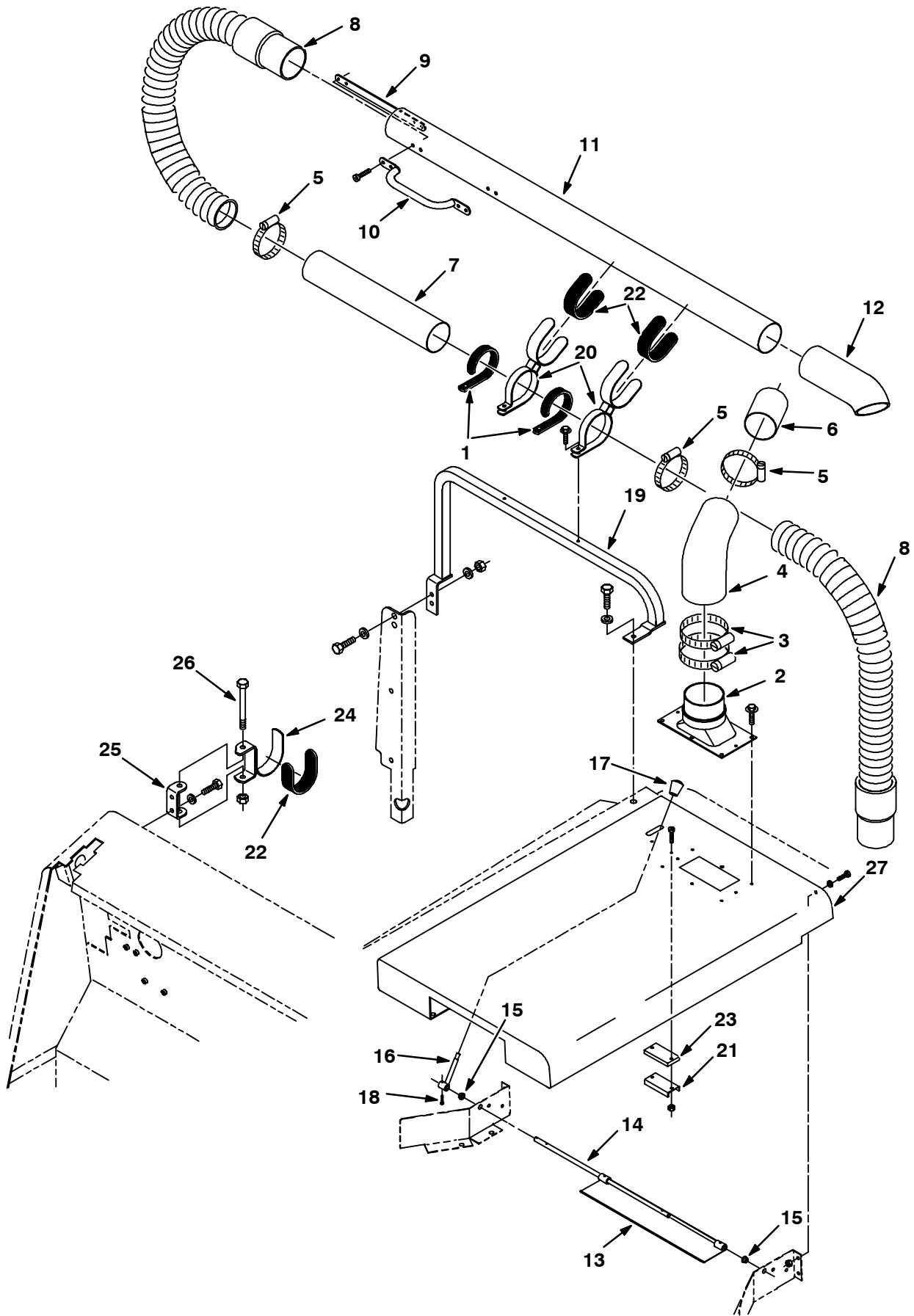


Fig. 30 - Blower Kit

Ref.	Tennant Part No.	Machine Serial Number	Description	Qty.
▽	56621	(000000-) Blower Kit 355L	1
▲	1 71025	(000000-) Pad, Rubber	2
▲	2 72143	(000000-) Duct, Outlet, Blower Wand	1
▲	3 23498	(000000-) Clamp-Wormdrive, 3.56- 4.50D	2
▲	4 59919	(000000-) Hose, Reducer	1
▲	5 43555	(000000-) Clamp-Wormdrive, 1.62- 3.50D	3
▲	6 53894	(000000-) Tube, Plastic, 3.0 Od X 4.0Lg	1
▲	7 53883	(000000-) Tube, Plastic, 3.0 Od X 16.0Lg	1
▲	8 64320	(000000-) Hose& Cuff Assy,Vinyl3.0ldx 24	2
▲	9 69937	(000000-) Plate, Backing, Handle	1
▲	10 32822	(000000-) Handle, Grab	1
▲	11 53895	(000000-) Tube, Plastic, 3.0 Od X 48.0Lg	1
▲	12 59104	(000000-) Hose, Rbr	1
▲	13 59012	(000000-) Plate Wldt, Blower Wand	1
▲	14 59013	(000000-) Shaft, Baffle	1
▲	15 63469-3	(000000-) Brg, Snap In - Nyliner .38 Id	2
▲	16 58881	(000000-) Lever Wldt, Baffle, Blowr Wand	1
▲	17 69955	(000000-) Knob, Black, M8	1
▲	18 23999-6	(000000-) Pin,Roll,.09Odx0.75L,.094/.097	1
▲	19 69923	(000000-) Tube Wldt, Sppt, Blower Wand	1
▲	20 55489	(000000-) Clamp Wldt, Tube, Blower Wand	2
▲	21 63378	(000000-) Magnet, Drive Brush	1
▲	22 69981	(000000-) Pad, Rubber	3
▲	23 69953	(000000-) Plate, Spacer, Magnet	1
▲	24 74438	(000000-) Bracket Wldt, Support, Blower	1
▲	25 74439	(000000-) Bracket, Mtg, Tube	1
▲	26 34877	(000000-) Scr Hex M10X1.5 100	1
▲	59768	(000000-) Label Set, Operational 355L	1
▲	27 69935	(000000-) Cover Weldt, Engine, Blower Wand	1

Fig. 31 - Blower Kit, Overhead Guard

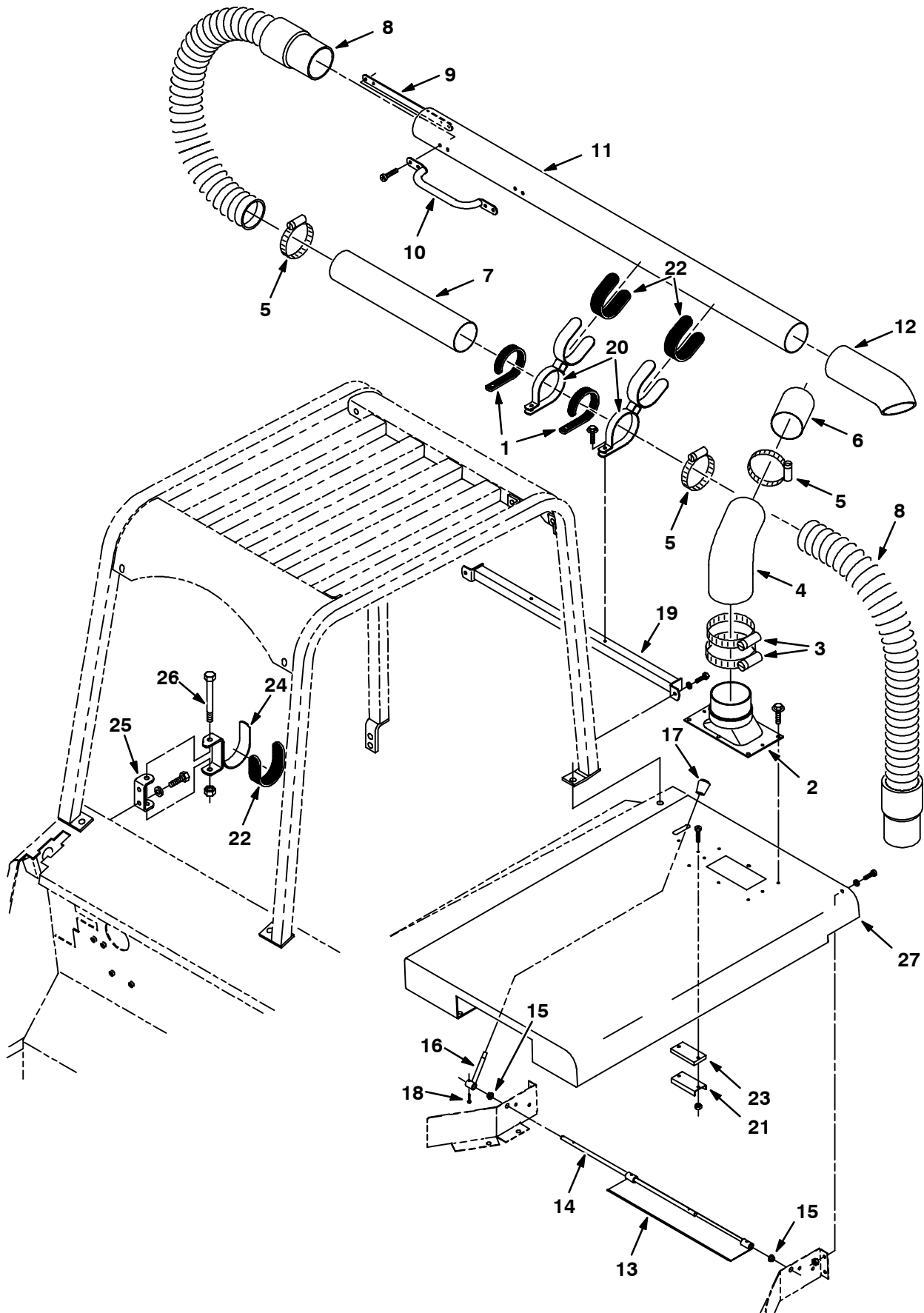


Fig. 31 - Blower Kit, Overhead Guard

Ref.	Tennant Part No.	Machine Serial Number	Description	Qty.
▽	69984	(000000-) Blower Kit, W/Ohg	1
▲ 1	71025	(000000-) Pad, Rubber	2
▲ 2	72143	(000000-) Duct, Outlet, Blower Wand	1
▲ 3	23498	(000000-) Clamp-Wormdrive, 3.56- 4.50D	2
▲ 4	59919	(000000-) Hose, Reducer	1
▲ 5	43555	(000000-) Clamp-Wormdrive, 1.62- 3.50D	3
▲ 6	53894	(000000-) Tube, Plastic, 3.0 Od X 4.0Lg	1
▲ 7	53883	(000000-) Tube, Plastic, 3.0 Od X 16.0Lg	1
▲ 8	64320	(000000-) Hose& Cuff Assy,Vinyl3.0ldx 24	2
▲ 9	69937	(000000-) Plate, Backing, Handle	1
▲ 10	32822	(000000-) Handle, Grab	1
▲ 11	53895	(000000-) Tube, Plastic, 3.0 Od X 48.0Lg	1
▲ 12	59104	(000000-) Hose, Rbr	1
▲ 13	59012	(000000-) Plate Wldt, Blower Wand	1
▲ 14	59013	(000000-) Shaft, Baffle	1
▲ 15	63469-3	(000000-) Brg, Snap In - Nyliner .38 Id	2
▲ 16	58881	(000000-) Lever Wldt, Baffle, Blowr Wand	1
▲ 17	69955	(000000-) Knob, Black, M8	1
▲ 18	23999-6	(000000-) Pin,Roll,.09Odx0.75L,.094/.097	1
▲ 19	69958	(000000-) Tube Wldt, Sppt, Blower Wand	1
▲ 20	55489	(000000-) Clamp Wldt, Tube, Blower Wand	2
▲ 21	63378	(000000-) Magnet, Drive Brush	1
▲ 22	69981	(000000-) Pad, Rubber	3
▲ 23	69953	(000000-) Plate, Spacer, Magnet	1
▲ 24	74438	(000000-) Bracket Wldt, Support, Blower	1
▲ 25	74439	(000000-) Bracket, Mtg, Tube	1
▲ 26	34877	(000000-) Scr Hex M10X1.5 100	1
▲	59768	(000000-) Label Set, Operational 355L	1
27	69935	(000000-) Cover Weldt, Engine, Blower Wand	1

Fig. 32 - Vacuum Wand Kit

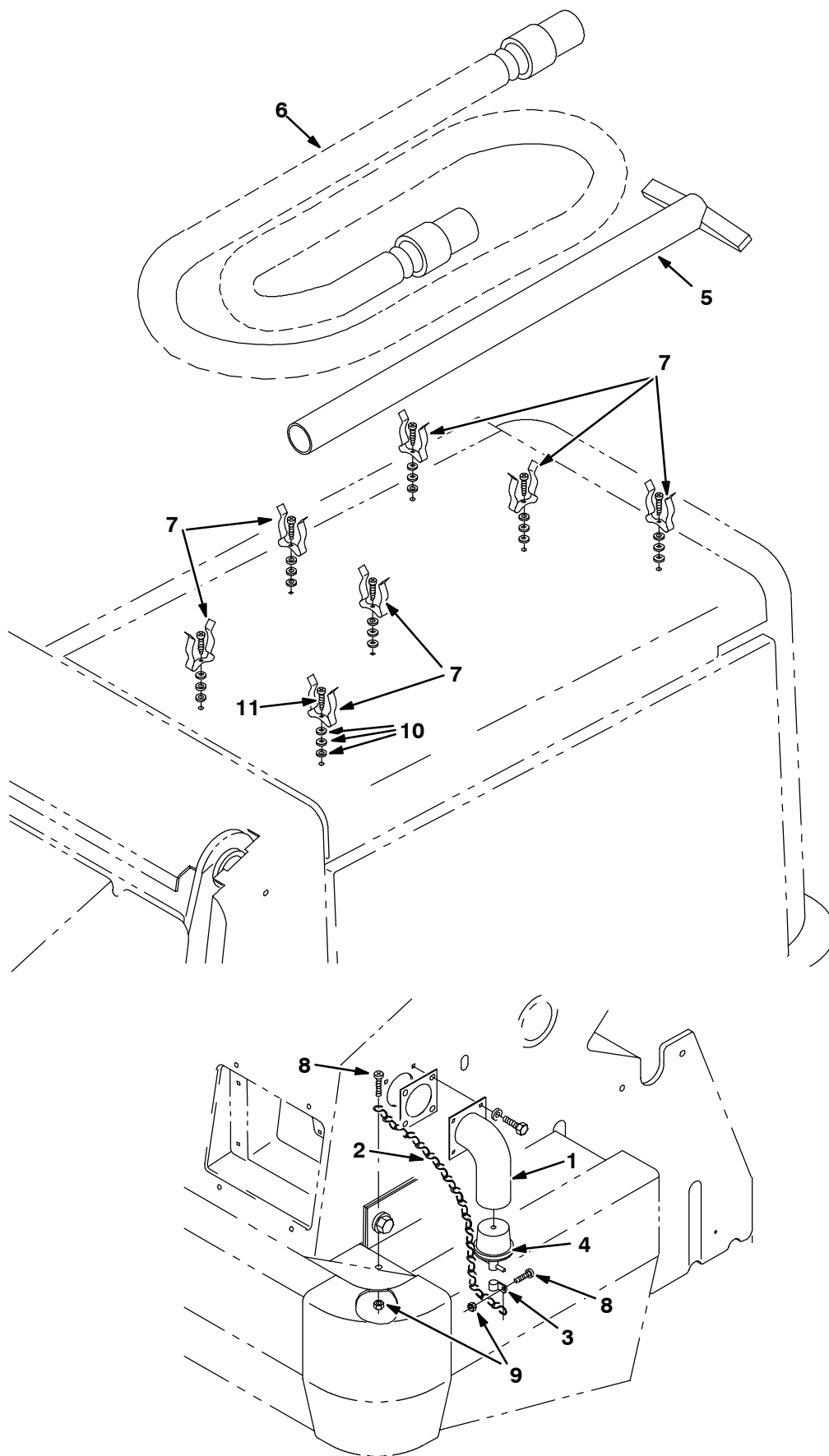
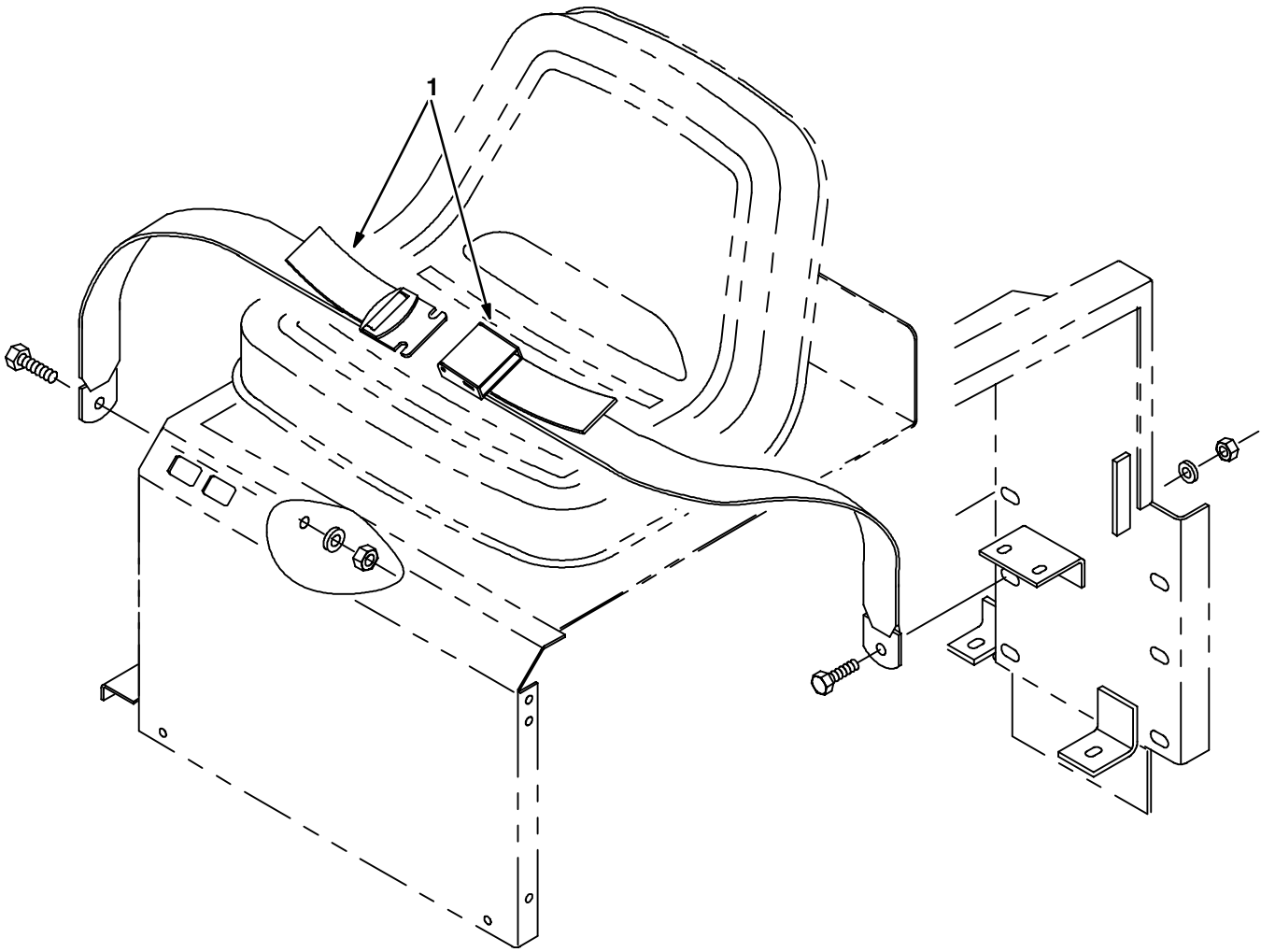


Fig. 32 - Vacuum Wand Kit

	Ref.	Tennant Part No.	Machine Serial Number	Description	Qty.
▽		59540	(000000-) Wand Kit, Vac	1
▲	1	55964	(000000-) Adaptor Wldt, Vac Wand	1
▲	2	375227	(000000-) Chain,Jack#12, 09.0L 12Links	1
▲	3	26395-2	(000000-) Clamp-Cable, 0.38Dia 0.38Wth	1
▲	4	42124	(000000-) Plug, Drain	1
▲	5	54012	(000000-) Wand Weldment	1
▲	6	54009	(000000-) Hose&2Cuff Assy,Vinyl2.0ld10Ft	1
▲	7	67004	(000000-) Clip-Finger Grip	7
▲	8	06927	(000000-) Screw, Pan, M04x0.7x16, 4.8	2
▲	9	02850	(000000-) Nut, Hex, Lock, M04x0.7, NI	2
▲	10	19066	(000000-) Washer, Flt, #10	28
▲	11	71026	(000000-) Screw, Hex, M04x0.7x20, Fmg	7

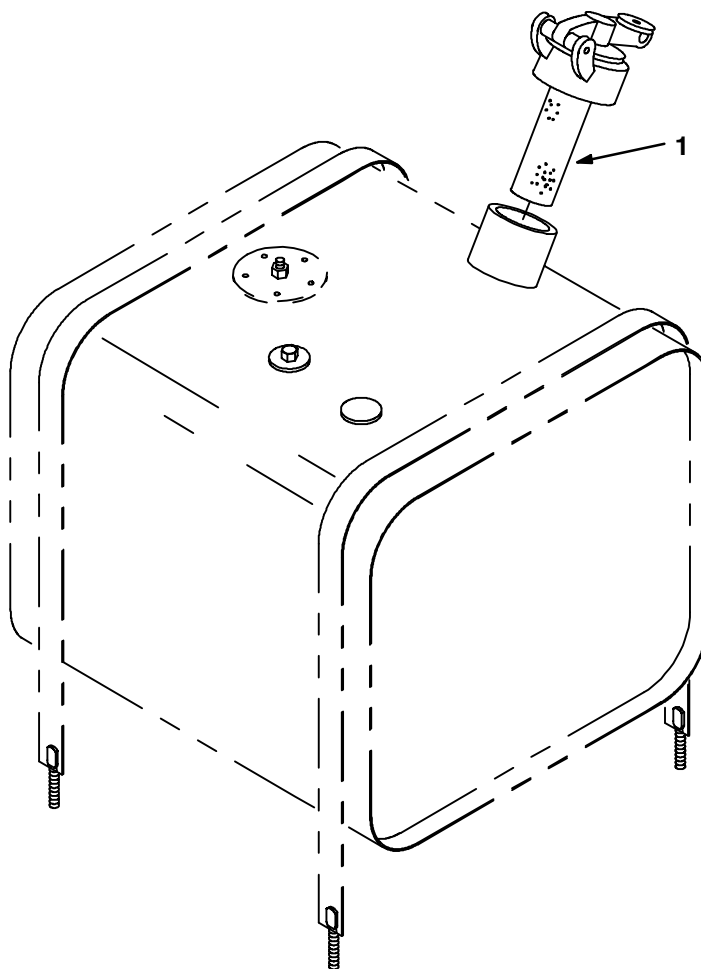
Fig. 33 - Seat Belt Kit



07481 - ALL

Ref.	Tenant Part No.	Machine Serial Number	Description	Qty.
▽	59384	(000000-)	Seat Belt Kit 355L	1
▲ 1	30533	(000000-)	Belt, Seat	1

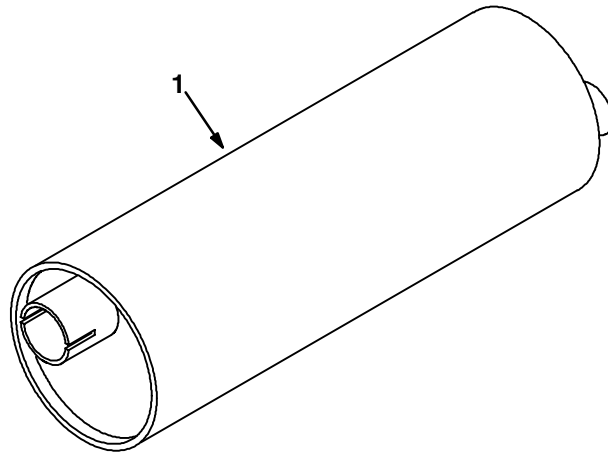
Fig. 34 - Protectoseal Fuel Tank Cap Group



07471 - G, D

Ref.	Tennant Part No.	Machine Serial Number	Description	Qty.
1	02506-6	(000000-)	Gas Cap, Protectoseal	1

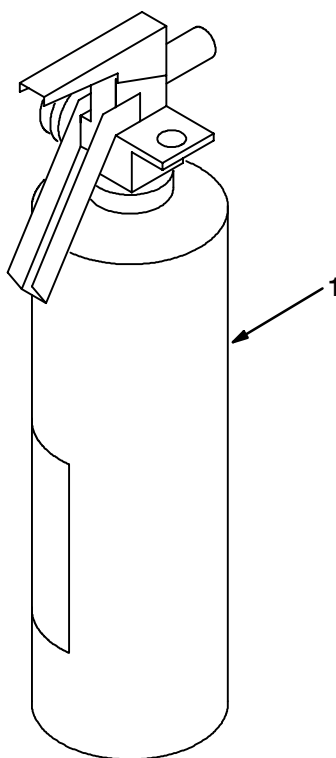
Fig. 35 - Spark Arrest Muffler Group



07518 - IC

Ref.	Tennant Part No.	Machine Serial Number	Description	Qty.
1	53417	(000000-) Muffler, Spark Arresting	1

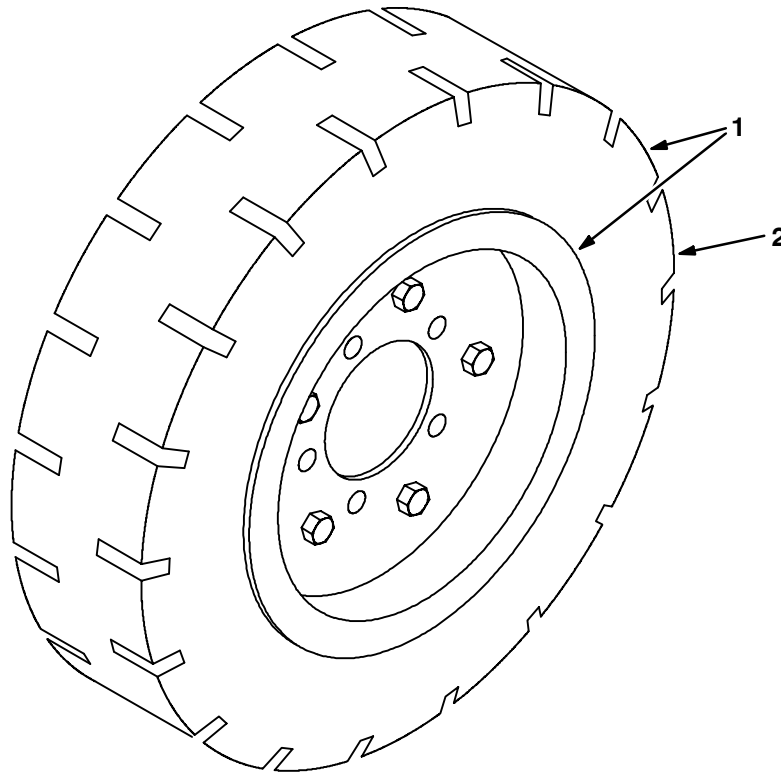
Fig. 36 - Fire Extinguisher Kit



07516 - NA

	Ref.	Tennant Part No.	Machine Serial Number	Description	Qty.
▽		59388	(000000-) Extinguisher Kit Fire 355L	1
▲	1	25312	(000000-) Extinguisher, Fire	1

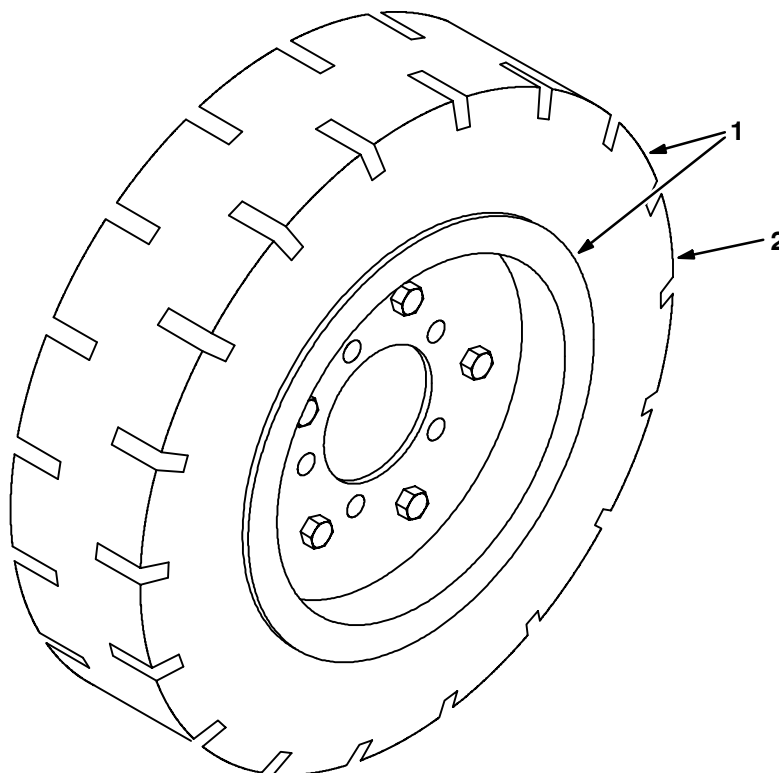
Fig. 37 - Soft Ride Non Marking Tire And Wheel Assembly



07515 - IC

	Ref.	Tennant Part No.	Machine Serial Number	Description	Qty.
▽	1	71022	(000000-)	Tire and Whl. Assy, Soft Ride Solid	1
▲	2	61488	(000000-)	Tire, Solid, Tan, Non Marking	1

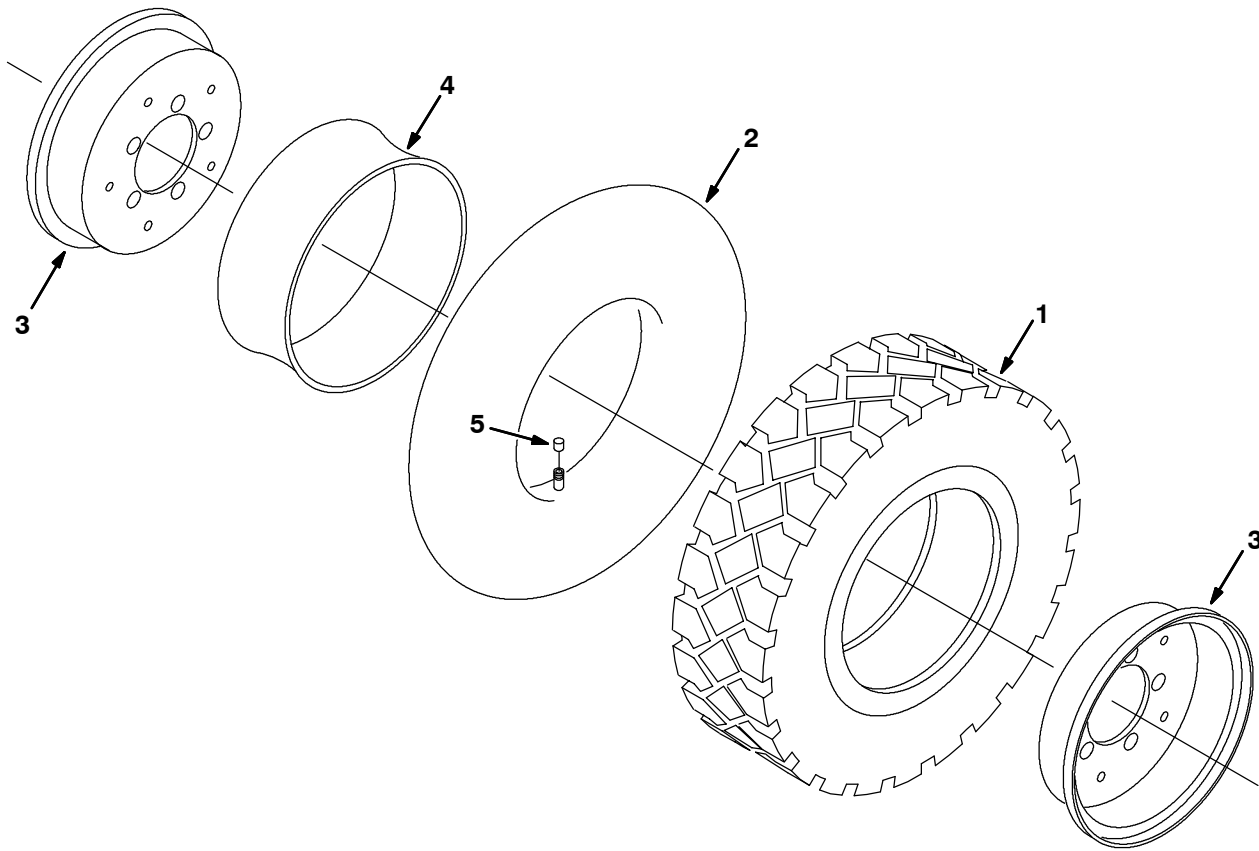
Fig. 38 - Soft Ride Tire And Wheel Assembly



07515 - IC, NA, JP

	Ref.	Tennant Part No.	Machine Serial Number	Description	Qty.
▽	1	53817	(000000-) Tire and Whl. Assy, Soft Ride Solid	1
▲	2	53816	(000000-) Tire, Solid, Black	1

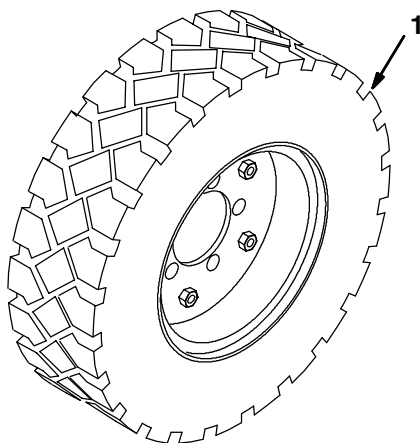
Fig. 39 - Hi-Wear Tire And Wheel Assembly



10932 - IC, NA, JP

Ref.	Tennant Part No.	Machine Serial Number	Description	Qty.
▽	70278	(000000-) Tire&Rim Assy, Hi-Wear 5.00R-8	1
▲	1 70279	(000000-) Tire, Hi-Wear 5.70/5.00R-8	1
▲	2 70280	(000000-) Tube, Inner 5.00R-8, Js2 Valve	1
▲	3 70281	(000000-) Rim Assy, 4.25" Bead x .188 Stl	1
▲	4 53819-2	(000000-) Flap, Tire-Tube ,570/500-8	1
▲	5 45786	(000000-) Cap, Valve Stem	1

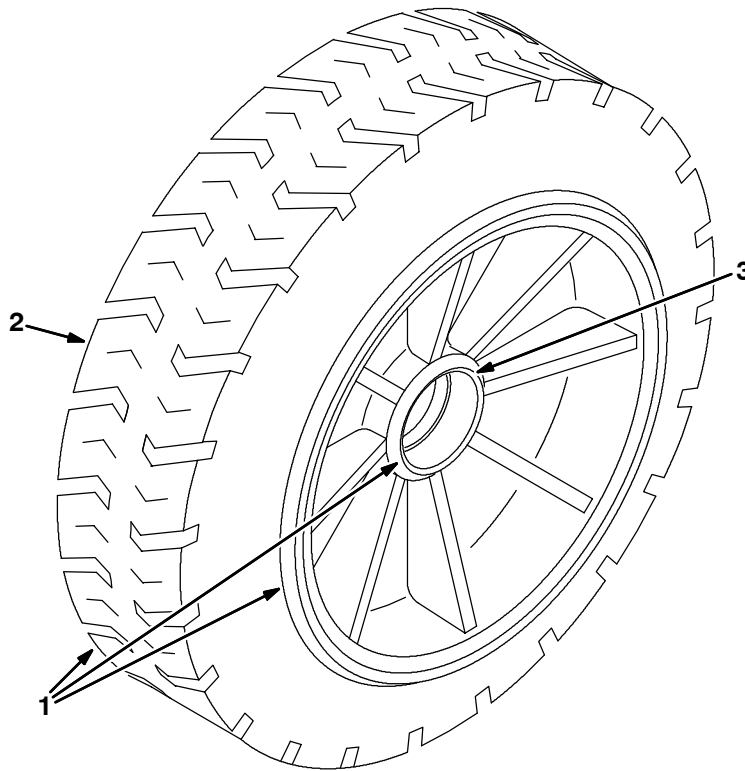
Fig. 40 - Foam Filled Tire Assembly



353654 - IC, NA, JP

Ref.	Tennant Part No.	Machine Serial Number	Description	Qty.
1	374602	(000000-) Tire Assy, Pneu, 570/500-08 4.5BC/5Bolt	1

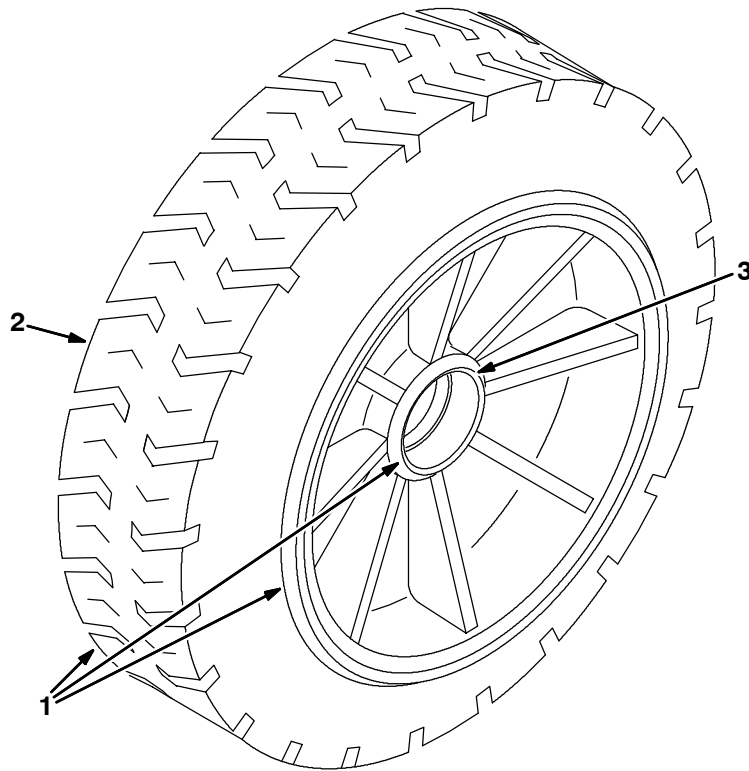
Fig. 41 - Solid Non Marking Turf Tire And Wheel Assembly



352366 - All

	Ref.	Tennant Part No.	Machine Serial Number	Description	Qty.
▽	1	374689	(000000-) Tire & Wheel Assy, Solid Non Marking Turf 18X7	1
▲	2	374688	(000000-) Tire, Solid 18X7 Turf, Non Marking	1
▲	3	51338	(000000-) Bearing, Cup, 2.56Dia 0.55W	2

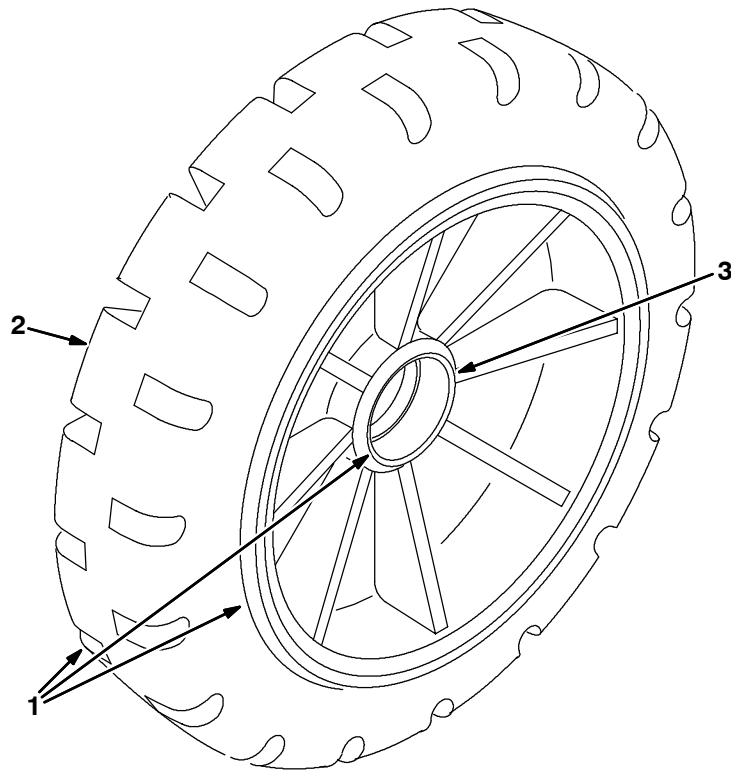
Fig. 42 - Solid Turf Tire And Wheel Assembly



352366 - IC, NA, JP

	Ref.	Tennant Part No.	Machine Serial Number	Description	Qty.
▽	1	374605	(000000-) Tire & Wheel Assy, Solid Turf 18X7	1
▲	2	374604	(000000-) Tire, Solid 18X7 Turf	1
▲	3	51338	(000000-) Bearing, Cup, 2.56Dia 0.55W	2

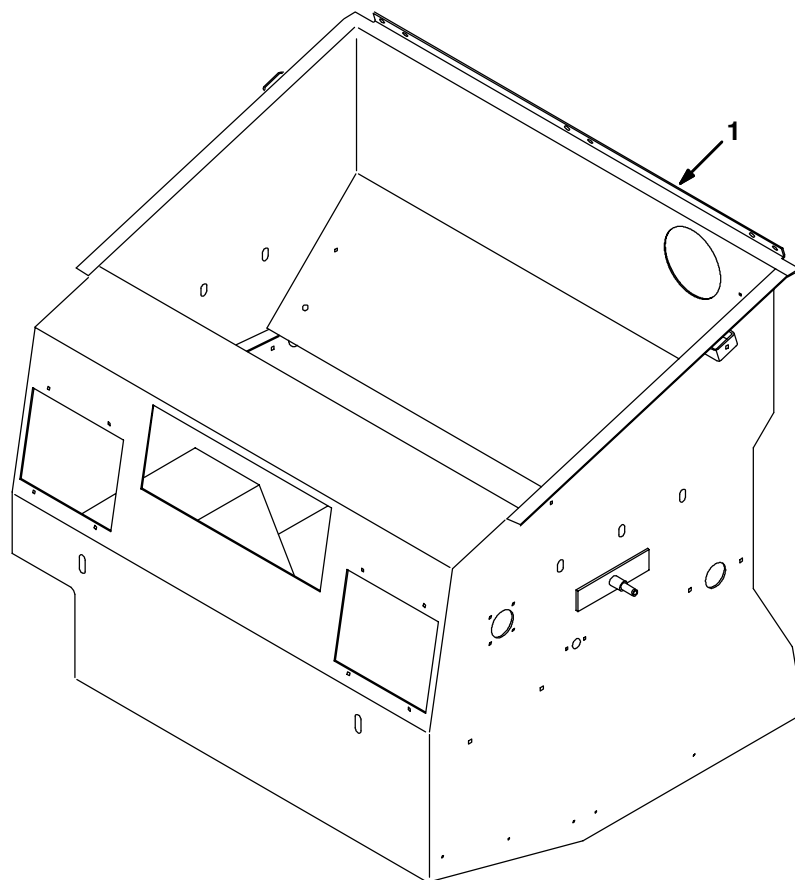
Fig. 43 - Solid Non Marking Tire And Wheel Assembly



352368 - IC, NA, JP

	Ref.	Tennant Part No.	Machine Serial Number	Description	Qty.
▽	1	374608	(000000-) Tire & Wheel Assy, Solid Nonmark	1
▲	2	374607	(000000-) Tire, Solid 18X5 Nonmark	1
▲	3	51338	(000000-) Bearing, Cup, 2.56Dia 0.55W	2

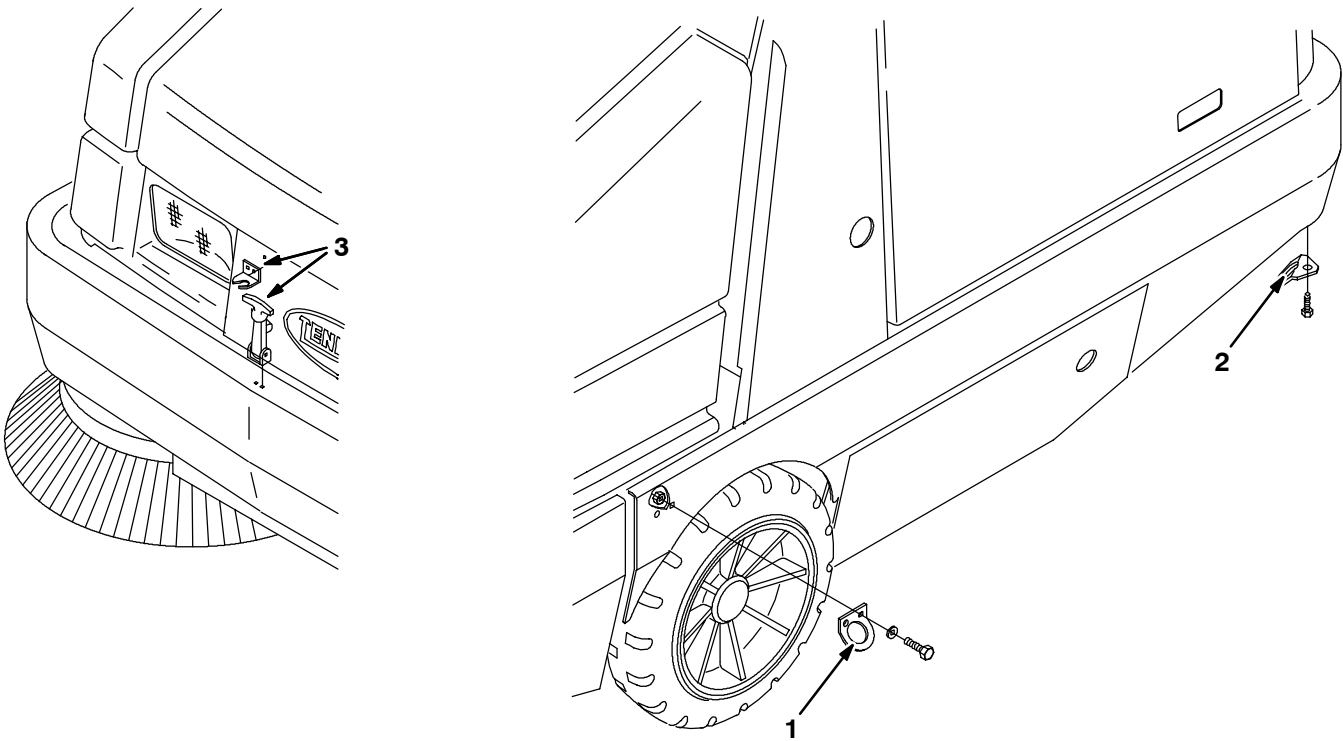
Fig. 44 - Stainless Steel Hopper Group



10930 - NOT 6500 CE, JP

Ref.	Tennant Part No.	Machine Serial Number	Description	Qty.
1	379625	(000000-005639)	Hopper Wldt, 6500/6550 Ss	1

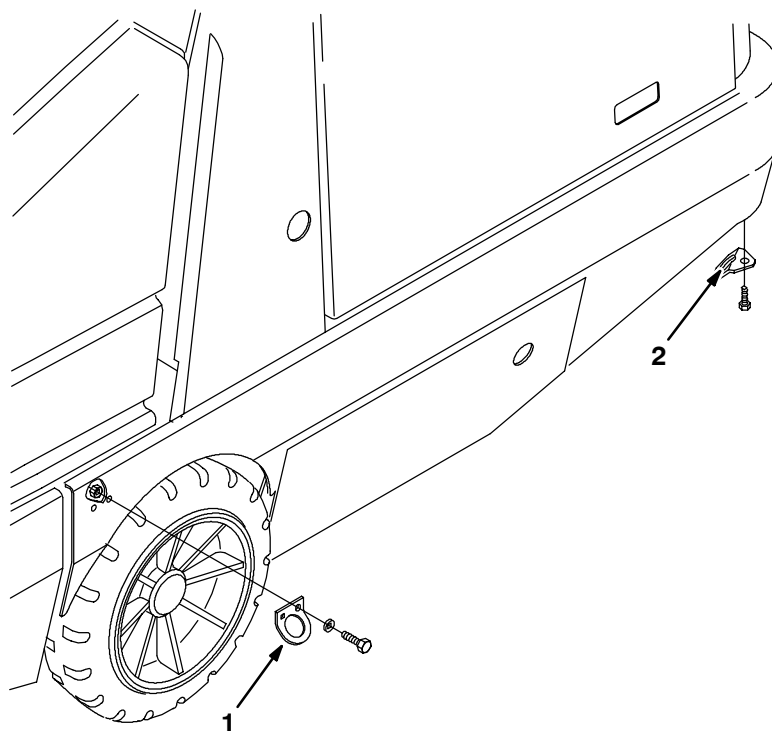
Fig. 45 - Transport Group (Metal Hopper)



07520 - 6500, NA

Ref.	Tennant Part No.	Machine Serial Number	Description	Qty.
1	82196	(000000-005639)	Bracket, Tiedown	2
2	14983	(000000-005639)	Bracket, Tiedown	2
3	11636	(000000-005639)	Latch, Draw, Flexible	1

Fig. 46 - Transport Kit (Plastic Hopper)



07520 - 6500, NA, JP

	Ref.	Tennant Part No.	Machine Serial Number	Description	Qty.
▽		379844	(005640-) Kit, Transport, Plstc Hopper, 6500	1
▲	1	82196	(005640-) Bracket, Tiedown	2
▲	2	14983	(005640-) Bracket, Tiedown	2

Fig. 47 - Clogged Filter Switch Kit

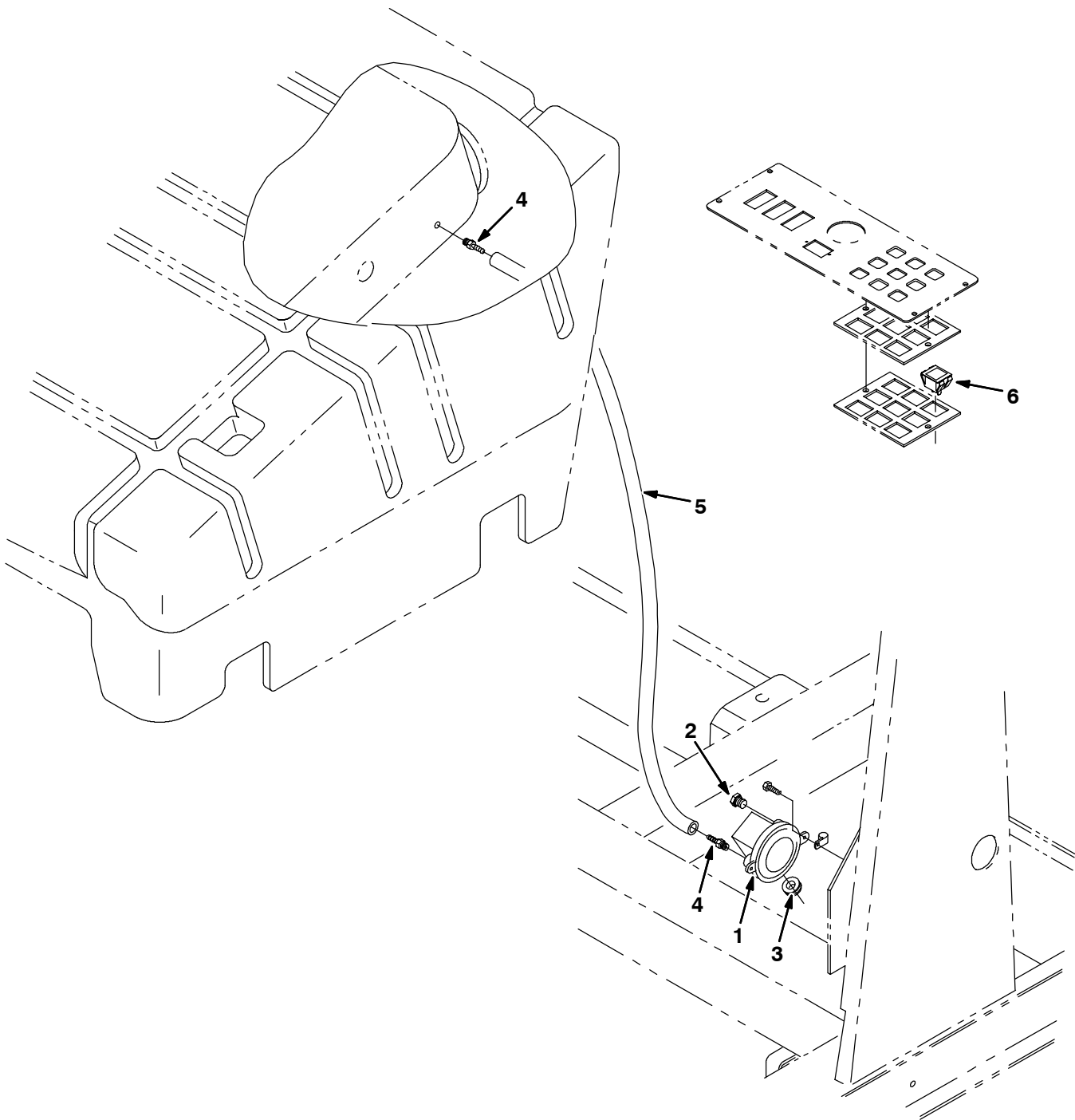


Fig. 47 - Clogged Filter Switch Kit

	Ref.	Tenant Part No.	Machine Serial Number	Description	Qty.
▽		383225	(000000-) Kit, Cl, Switch. press, [6500]	1
▲	1	34868	(000000-) Switch, Pressure, 12V	1
▲	2	82739	(000000-) Fitting, Brs, Breather 02Mp	1
▲	3	10632-4	(000000-) Grommet, Rbr, 0.62Id, F/0.9H, .06Matl	1
▲	4	40607	(000000-) Fitting, Brs, Str, Pm02/Bm03	2
▲	5	379719	(000000-) Hose, Vacuum, 0.16ID 60.0L	1
▲	6	361075	(020000-) Light, Panl, 14Vdc, 1.1x1.0	1

Fig. 48 - Tilt Steering Kit

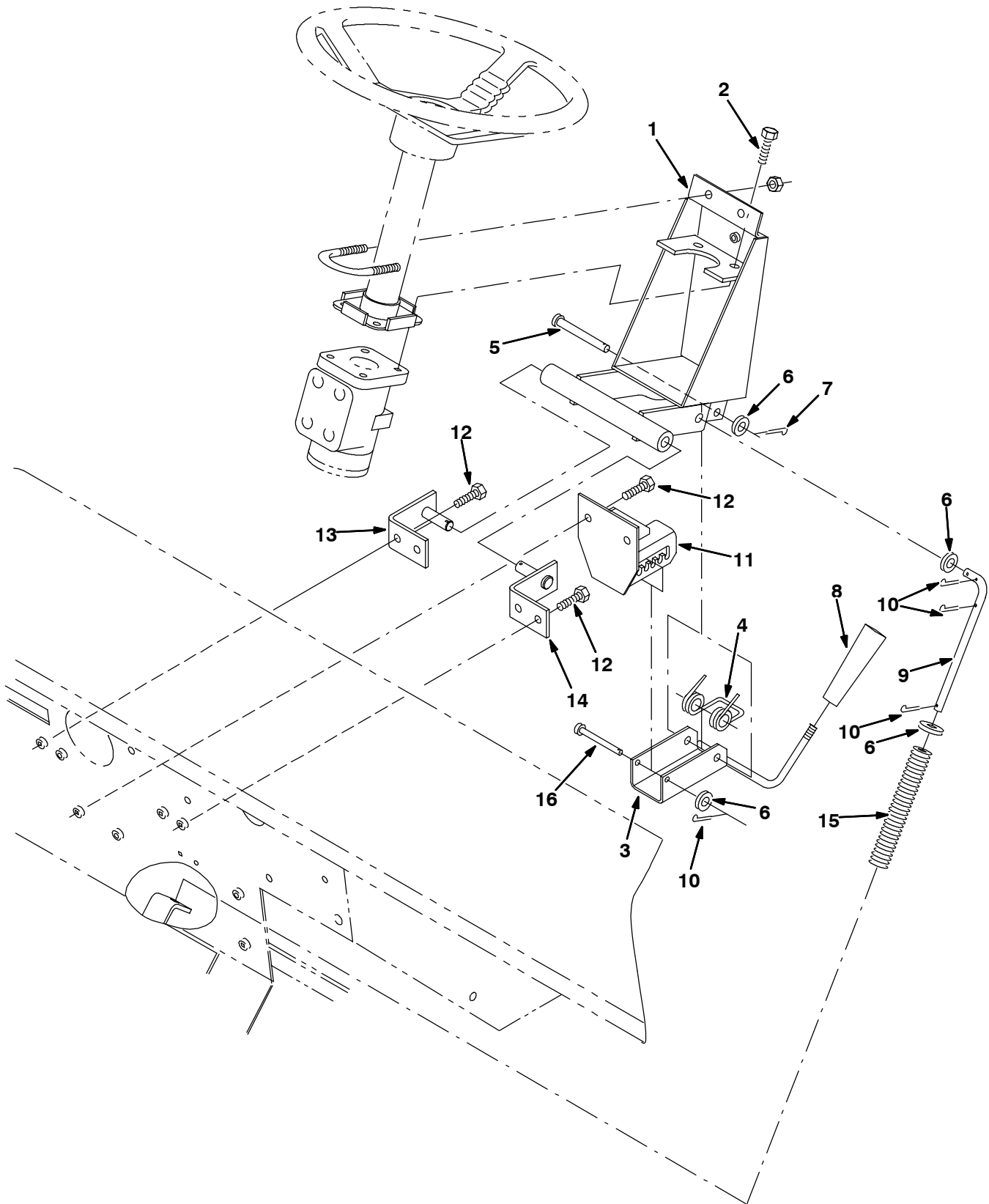


Fig. 48 - Tilt Steering Kit

	Ref.	Tennant Part No.	Machine Serial Number	Description	Qty.
▽		383268	(000000-) Kit, Ci, Tilt Steering, [6500]	1
▲	1	56373	(000000-) Bracket Wldt, Valve	1
▲	2	02995	(000000-) Screw, Hex, .38-16 X 1.25, Ss	2
▲	3	56379	(000000-) Lever	1
▲	4	56198	(000000-) Spring, Tors, 0.54id .11wir 06.0coil	1
▲	5	23191	(000000-) Pin, Clevis, 0.37 D X 3.00l	1
▲	6	32492	(020000-) Washer, Flat, .38 Std	4
▲	7	39005	(020000-) Pin, Cotter, .094 X 0.75	1
▲	8	59940	(020000-) Knob, Tpr, 1.12d 3.88l M08x1.25 Plstc	1
▲	9	56392	(020000-) Rod, L, . D	1
▲	10	08182	(020000-) Pin, Cotter, .125 X 1.00	4
▲	11	56385	(020000-) Bracket Wldt, Ntch Steering	1
▲	12	16735	(020000-) Screw, Hex, M08 X 1.25 X 16, 8.8	6
▲	13	58667	(020000-) Bracket Wldt, Mtg, Steering	1
▲	14	58665	(020000-) Bracket Wldt, Mtg, Steering	1
▲	15	63852	(020000-) Spring, Cmpr, 0.970d .11wir 5.5l	1
▲	16	04733-10	(020000-) Pin, Clevis, 0.25 D X 2.44l	1

Fig. 49 - Side Brush Dust Control Kit (Metal Hopper)

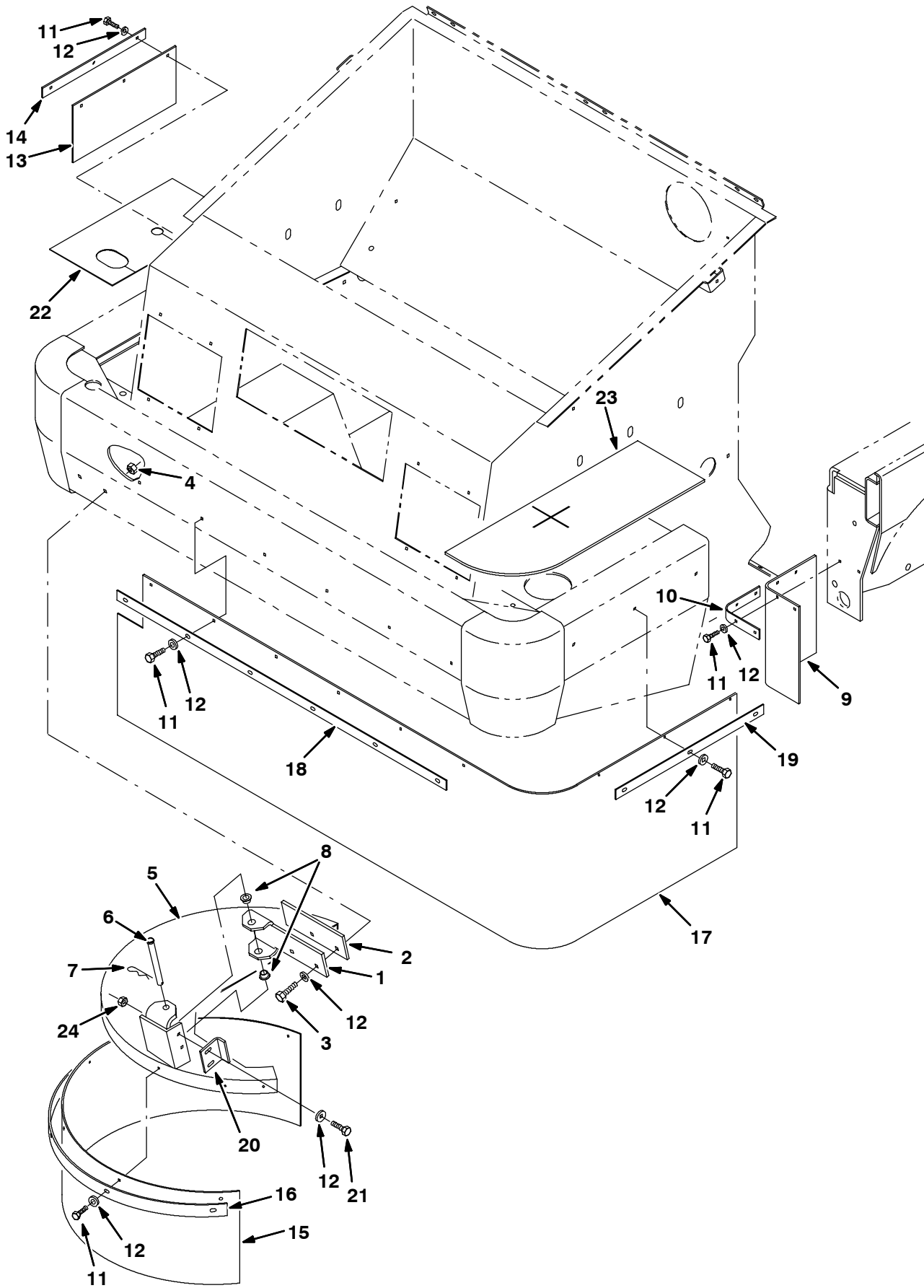


Fig. 49 - Side Brush Dust Control Kit (Metal Hopper)

	Ref.	Tennant Part No.	Machine Serial Number	Description	Qty.
▽		379807	(000000-005639)	Dust Control Kit, Sidebrush (Metal)	1
▲	1	74383	(000000-005639)	Bracket	1
▲	2	379810	(000000-005639)	Plate, Spacer	2
▲	3	39284	(000000-005639)	Screw, Hex, M10	2
▲	4	07792	(000000-005639)	Nut, Hex, M10	2
▲	5	379797	(000000-005639)	Cover	1
▲	6	51538	(000000-005639)	Pin, Clevis	1
▲	7	44906	(000000-005639)	Pin, Hair Cotter	1
▲	8	23274	(000000-005639)	Bushing, Flange	2
▲	9	66176	(000000-005639)	Skirt	2
▲	10	66177	(000000-005639)	Plate, Retainer	2
▲	11	12459	(000000-005639)	Screw, Hex Forming, M6	24
▲	12	01684	(000000-005639)	Washer, Flat	26
▲	13	379800	(000000-005639)	Skirt	1
▲	14	379801	(000000-005639)	Plate, Retainer	1
▲	15	379804	(000000-005639)	Skirt	1
▲	16	379803	(000000-005639)	Plate, Retainer	1
▲	17	379805	(000000-005639)	Skirt	1
▲	18	74380	(000000-005639)	Plate	1
▲	19	74381	(000000-005639)	Plate, Retainer	1
▲	20	74382	(000000-005639)	Angle	1
▲	21	16931	(000000-005639)	Screw, Hex, M8	2
▲	22	379806	(000000-005639)	Insulation, Foam	1
▲	23	72087	(000000-005639)	Insulation, Foam	1
▲	24	07791	(000000-005639)	Nut, Hex, Flange, M8	2

Fig. 50 - Side Brush Dust Control Kit (Plastic Hopper)

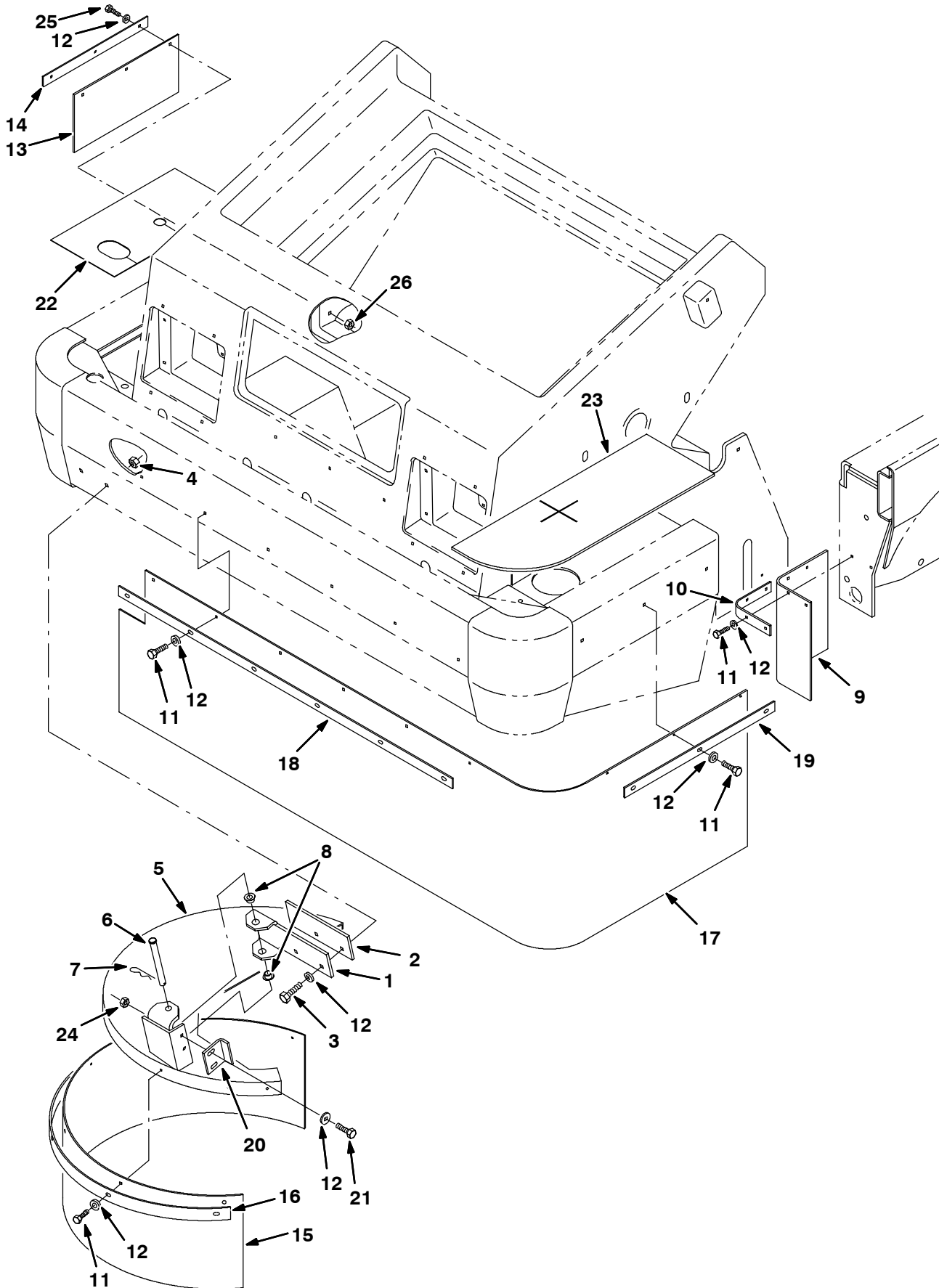
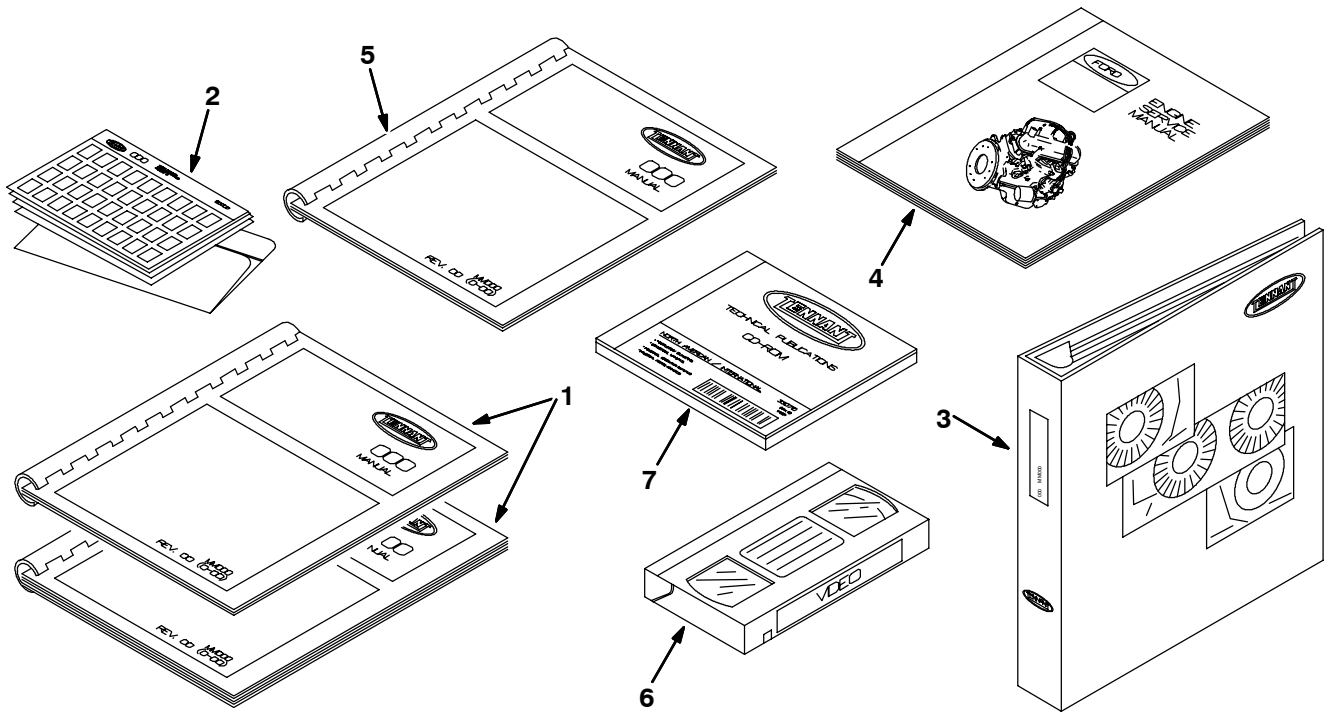


Fig. 50 - Side Brush Dust Control Kit (Plastic Hopper)

	Ref.	Tennant Part No.	Machine Serial Number	Description	Qty.
▽		379874	(005640-) Dust Control Kit, Sidebrush (Plastic)	1
▲	1	74383	(005640-) Bracket	1
▲	2	379810	(005640-) Plate, Spacer	2
▲	3	39284	(005640-) Screw, Hex, M10	2
▲	4	07792	(005640-) Nut, Hex, M10	2
▲	5	379797	(005640-) Cover	1
▲	6	51538	(005640-) Pin, Clevis	1
▲	7	44906	(005640-) Pin, Hair Cotter	1
▲	8	23274	(005640-) Bushing, Flange	2
▲	9	66176	(005640-) Skirt	2
▲	10	66177	(005640-) Plate, Retainer	2
▲	11	12459	(005640-) Screw, Hex Forming, M6	21
▲	12	01684	(005640-) Washer, Flat	29
▲	13	379800	(005640-) Skirt	1
▲	14	379801	(005640-) Plate, Retainer	1
▲	15	379804	(005640-) Skirt	1
▲	16	379803	(005640-) Plate, Retainer	1
▲	17	379805	(005640-) Skirt	1
▲	18	74380	(005640-) Plate	1
▲	19	74381	(005640-) Plate, Retainer	1
▲	20	74382	(005640-) Angle	1
▲	21	16931	(005640-) Screw, Hex, M8	2
▲	22	379806	(005640-) Insulation, Foam	1
▲	23	72087	(005640-) Insulation, Foam	1
▲	24	07791	(005640-) Nut, Hex, Flange, M8	2
▲	25	09007	(005640-) Screw, Hex, M6	3
▲	26	08712	(005640-) Nut, Hex, M6	3

Fig. 51 - Documentation Group



07501 - 6500, G, LP, NA

Ref.	Tennant Part No.	Machine Serial Number	Description	Qty.
1	330270	(000000-)	Manual Pkg 6500	1
2	330271	(000000-)	Manual-Fiche Pkg 6500G	1
3	330275	(000000-)	Manual Service 6500/6550	1
4	38978	(000000-)	Service Manual Vsg Fd	1
5	330272	(000000-)	Manual Op/Mt 6500 Spanish	1
5	330273	(000000-)	Manual Op/Mt 6500 French	1
5	330274	(000000-)	Manual Op/Mt 6500 Japanese	1
6	379828	(000000-019999)	6500L Oper/ Video VHS	1
6	383229	(020000-)	6500 (020000+) Oper/ Video VHS	1
7	330710	(000000-)	Manual, Cd-Rom, Oprtr & Parts, All [Na]	1
7	330715	(000000-)	Manual, Cd-Rom, Service	1

SECTION 4

Contents	Page
Fig. 1 - Hydraulic Piston Pump Breakdown, 79768	4-2
Fig. 2 - Hydraulic Gear Pump Breakdown, 53554	4-4
Fig. 3 - Hydraulic Gear Pump Breakdown, 379605	4-5
Fig. 4 - Hydraulic Gear Motor Breakdown, 361025	4-6
Fig. 5 - Hydraulic Gear Motor Breakdown, 374559	4-7
Fig. 6 - Hydraulic Motor Breakdown, 74468	4-8
Fig. 7 - Hydraulic Motor Breakdown, 379608	4-9
Fig. 8 - Hydraulic Motor Breakdown, 379607	4-10
Fig. 9 - Hydraulic Motor Breakdown, 53485	4-11
Fig. 10 - Hydraulic Valve Breakdown, 374547	4-12
Fig. 11 - Hydraulic Steering Valve Breakdown, 74172	4-14
Fig. 12 - Hydraulic Cylinder Breakdown, 74419	4-15
Fig. 13 - Hydraulic Cylinder Breakdown, 53601	4-16
Fig. 14 - Air Conditioning Condenser Breakdown, 393340	4-17
Fig. 15 - Air Conditioning Evaporator / Heater Breakdown, 393339	4-18
Fig. 16 - Heater Pressurizer Breakdown, 393381	4-19
Fig. 17 - Pressurizer Breakdown, 393384	4-20

Fig. 1 - Hydraulic Piston Pump Breakdown, 79768

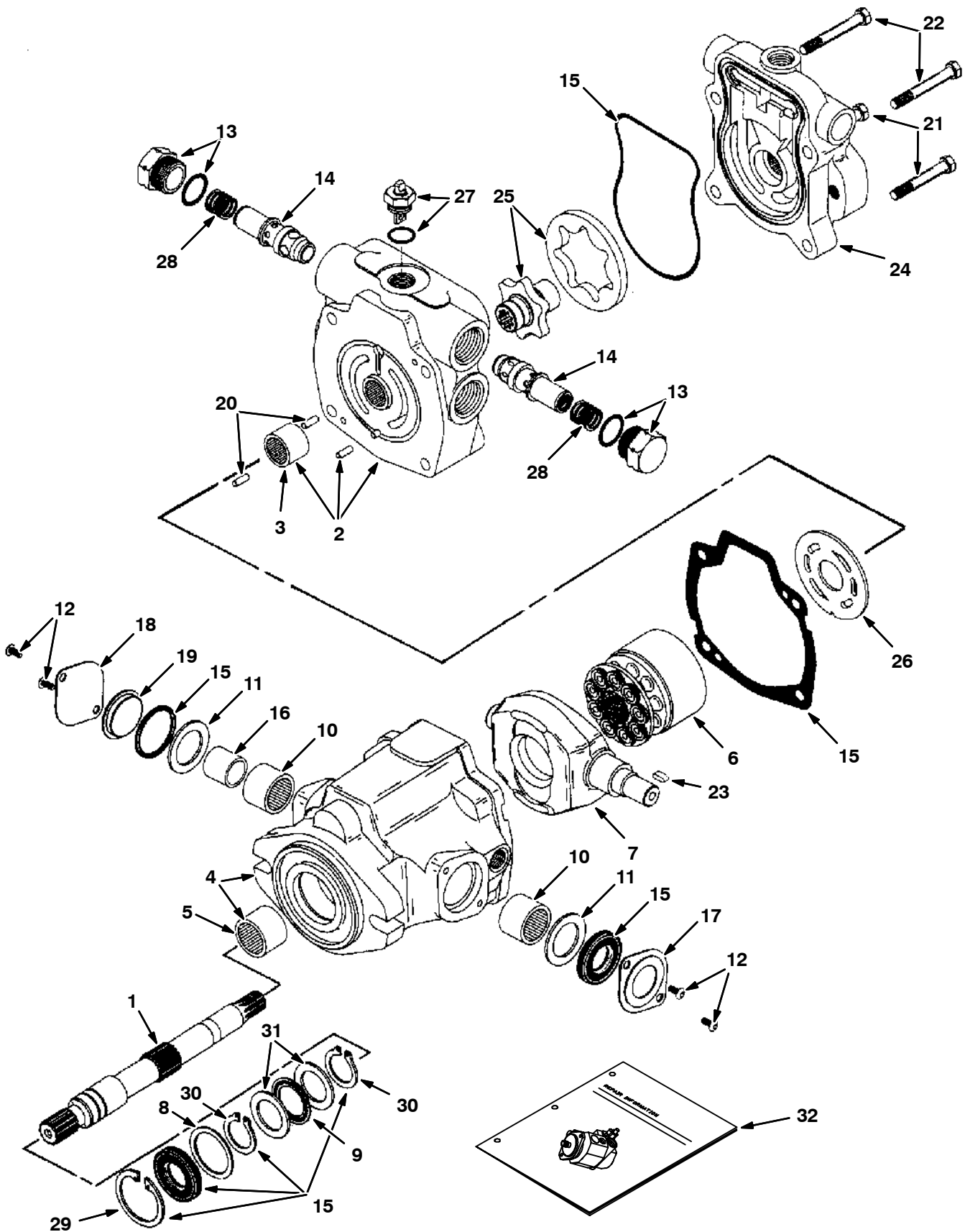
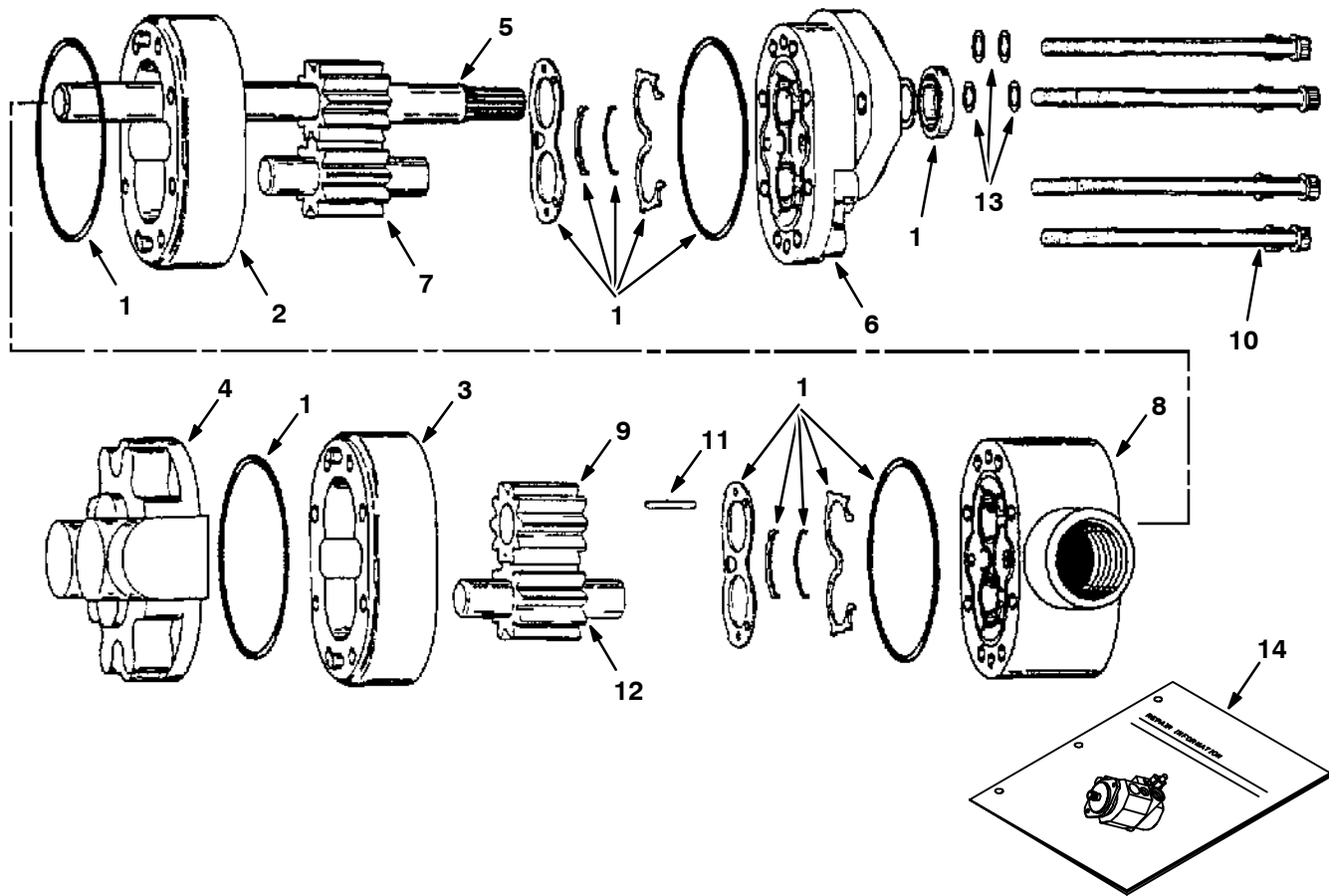


Fig. 1 - Hydraulic Piston Pump Breakdown, 79768

Ref.	Tennant Part No.	Manufacturer Serial Number	Description	Qty.
▽	79768	(000000-) Pump, Hyd Piston V 1.24 R 2750	1
▲	1 55931	(000000-) Pump Driveshaft	1
▲▽	2 70094	(000000-) Backplate Assy Ce	1
▲▲	3 55937	(000000-) Roller Bearing	1
▲▽	4 70095	(000000-) Pump Housing Asy Ce	1
▲▲	5 55939	(000000-) Roller Bearing	1
▲	6 02706	(000000-) Rotating Kit	1
▲	7 57897	(000000-) Camplate Ce	1
▲	8 70096	(000000-) Washer Ce	1
▲	9 74225	(000000-) Bearing, Thrust	1
▲	10 02709	(000000-) Bearing Cam	2
▲	11 70097	(000000-) Washer Ce	2
▲	12 61891	(000000-) Screws	4
▲	13 74230	(000000-) Plug Assembly	2
▲	14 02650	(000000-) Valve-Relief 2750 PSI	2
▲	15 70103	(000000-) Seal Kit, Pump Ce	1
▲	16 02705	(000000-) Race, Inner Bearing	1
▲	17 52386	(000000-) Cover	1
▲	18 70098	(000000-) Cover, Trunion Ce	1
▲	19 70099	(000000-) Cover, O-Ring Ce	1
▲	20 70100	(000000-) Pin, Dowel Ce	2
▲	21 74235	(000000-) Scr Hex .31-18X3.25	2
▲	22 70101	(000000-) Screw, Cap	2
▲	23 74237	(000000-) Key	1
▲	24 55930	(000000-) Pump Adaptor Assy	1
▲	25 55932	(000000-) Geroter & Coupler	1
▲	26 74180	(000000-) Plate, Valve Ce	1
▲	27 74469	(000000-) Valve, Dump	1
▲	28 74229	(000000-) Spring	2
▲	29 55926	(000000-) Retaining Ring	1
▲	30 55925	(000000-) Retaining Ring	2
▲	31 74226	(000000-) Race, Bearing	2
	32 74248	(000000-) Repair Info	1

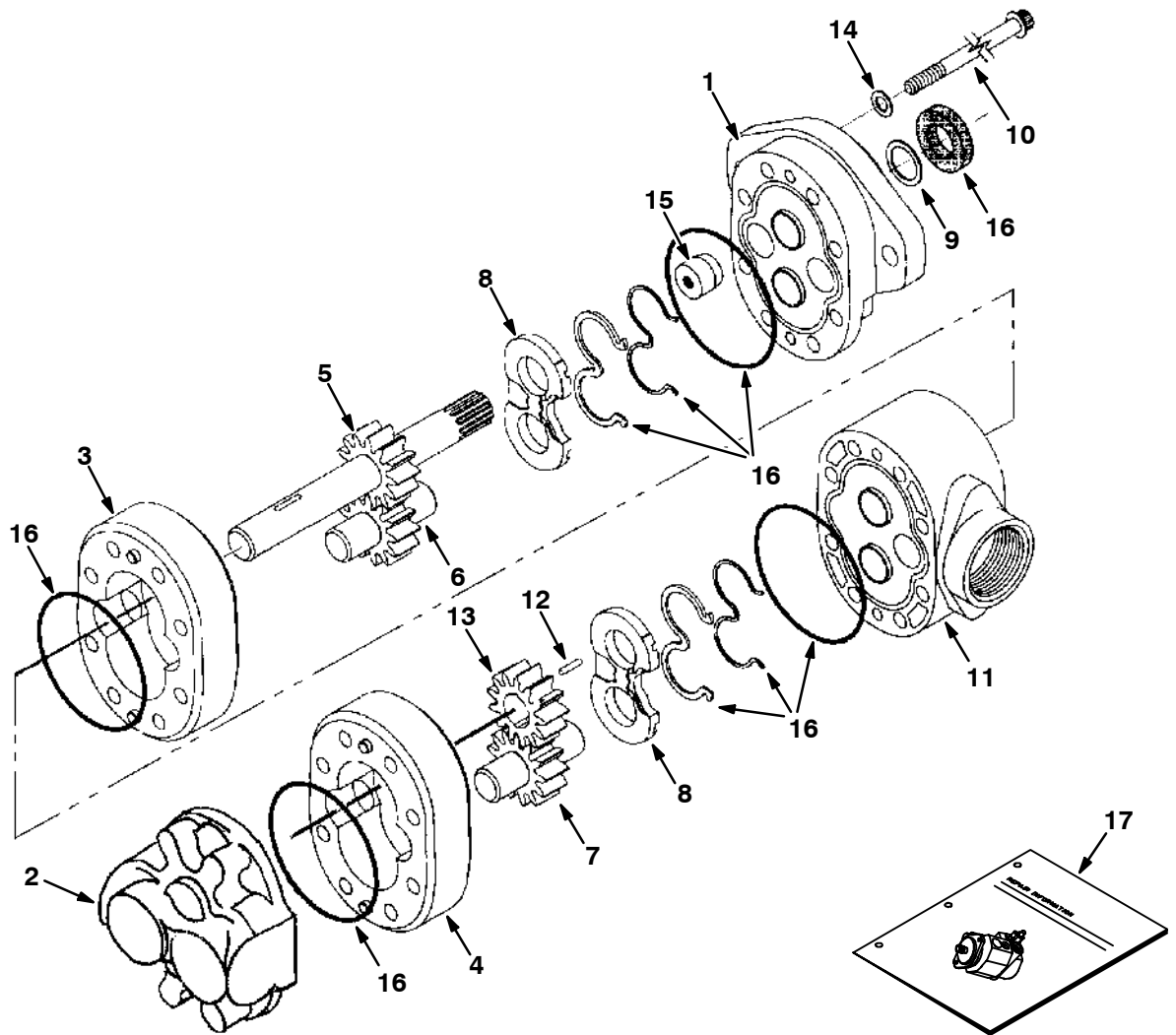
Fig. 2 - Hydraulic Gear Pump Breakdown, 53554



07487 - 6500

Ref.	Tennant Part No.	Manufacturer Serial Number	Description	Qty.	
▽	53554	(000000-) Pump, Gear	1	
▲	1	57064	(000000-) Seal Kit	1
▲	2	74150	(000000-) Body Assembly	1
▲	3	74157	(000000-) Body Assembly	1
▲	4	58242	(000000-) Back Plate Assembly	1
▲	5	59379	(000000-) Drive Shaft Assembly	1
▲	6	74149	(000000-) Front Plate Assembly	1
▲	7	74151	(000000-) Idler Gear Assembly	1
▲	8	74152	(000000-) Adapter Plate Assembly	1
▲	9	74153	(000000-) Gear, Slip Fit	1
▲	10	74155	(000000-) Cap Screw	8
▲	11	74156	(000000-) Key, Round	1
▲	12	74158	(000000-) Idler Gear Assembly	1
▲	13	74159	(000000-) Washer	4
▲	14	763483	(000000-) Repair Info, Motor	1

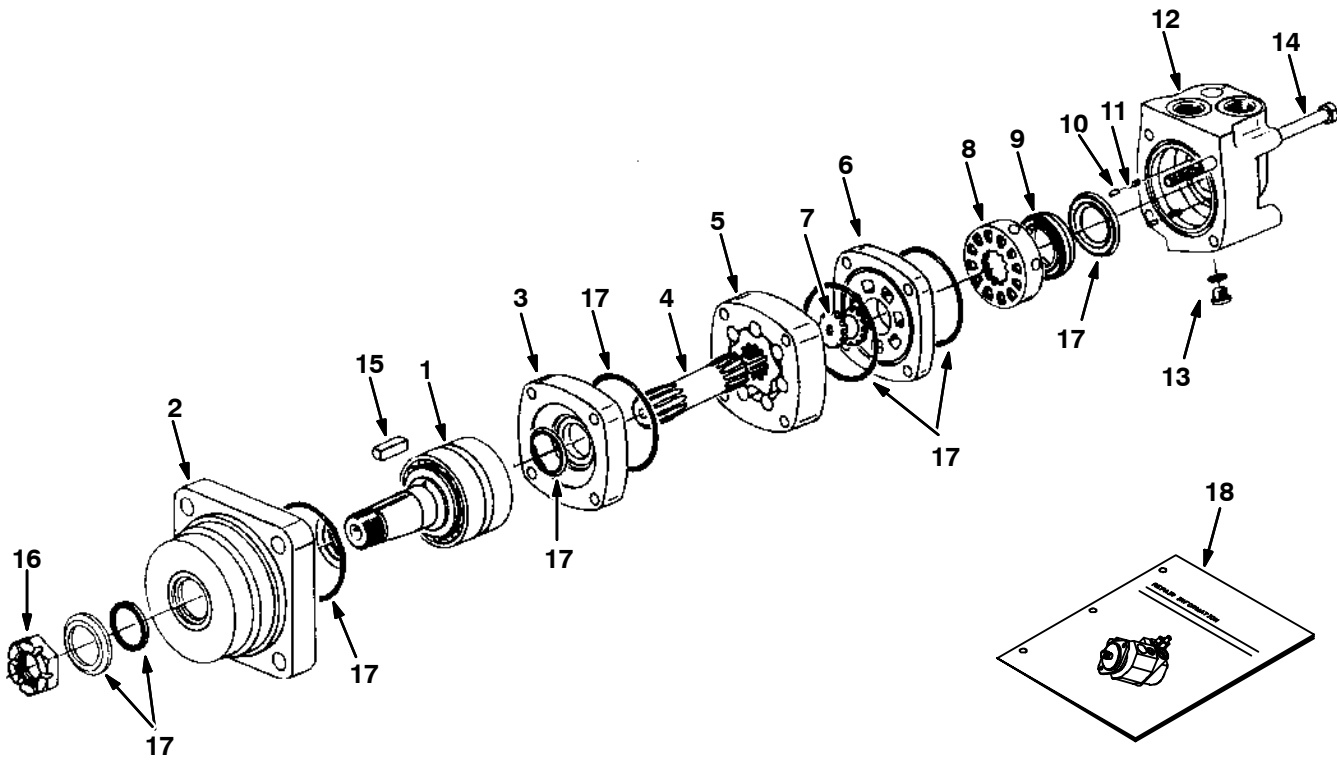
Fig. 3 - Hydraulic Gear Pump Breakdown, 379605



07487 - 6500

Ref.	Tennant Part No.	Manufacturer Serial Number	Description	Qty.
▽	379605	(000000-) Pump, Gear	1
▲ 1	373201	(000000-) FrontPlate Assy	1
▲ 2	373267	(000000-) Backplate	1
▲ 3	373232	(000000-) Body	1
▲ 4	373285	(000000-) Body	1
▲ 5	373289	(000000-) Gear, Drive	1
▲ 6	373211	(000000-) Gear, idler	1
▲ 7	373286	(000000-) Gear, Idler	1
▲ 8	373227	(000000-) Plate, Wear	1
▲ 9	373234	(000000-) Washer	1
▲ 10	373290	(000000-) Screw, Cap	8
▲ 11	373235	(000000-) Adapter, Plate	1
▲ 12	373287	(000000-) Key	1
▲ 13	373288	(000000-) Gear	4
▲ 14	373243	(000000-) Washer	1
▲ 15	373244	(000000-) Plug	1
▲ 16	373229	(000000-) Seal Kit	1
▲ 17	373207	(000000-) Repair Info.	1

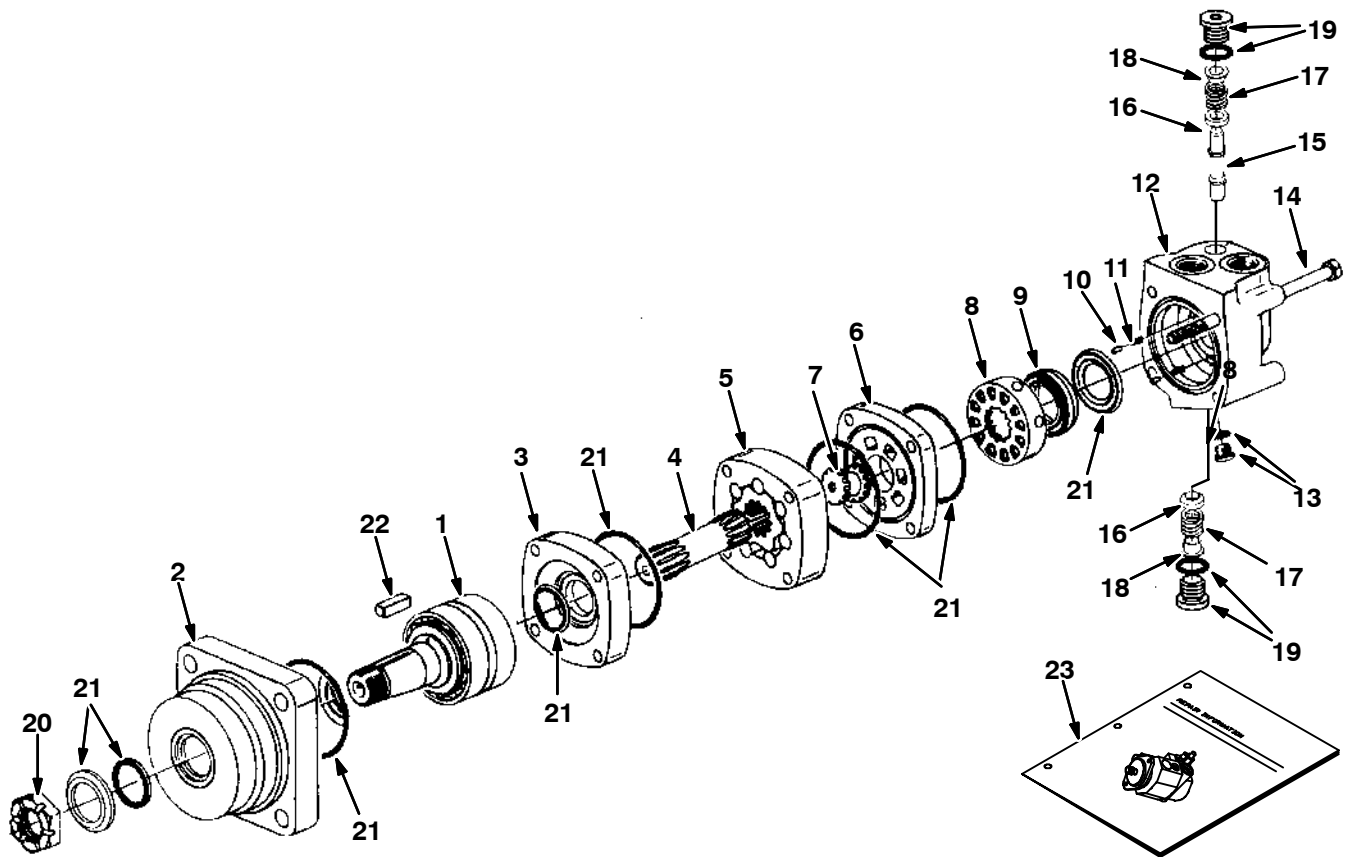
Fig. 4 - Hydraulic Gear Motor Breakdown, 361025



350298 - 09670 - 6500

Ref.	Tennant Part No.	Manufacturer Serial Number	Description	Qty.	
▽	361025	(000000-) Motor, Hyd Gear In 18.6 B 3000	1	
▲	1	21951	(000000-) Shaft/Brg Kit	1
▲	2	21952	(000000-) Housing, Brg	1
▲	3	51417	(000000-) Plate	1
▲	4	02603	(000000-) Drive	1
▲	5	02645	(000000-) Geroler	1
▲	6	02646	(000000-) Valve Plate	1
▲	7	57370	(000000-) Valve Drive	1
▲	8	02647	(000000-) Valve	1
▲	9	57373	(000000-) Balance Ring	1
▲	10	57374	(000000-) Pin	2
▲	11	57375	(000000-) Spring	2
▲	12	74119	(000000-) Housing, Valve	1
▲	13	74098	(000000-) Plug #4	1
▲	14	74120	(000000-) Bolt	4
▲	15	38315	(000000-) Key	1
▲	16	38490	(000000-) Nut	1
▲	17	21953	(000000-) Seal Kit, Mtr	1
	18	79729	(000000-) Repair Info, Motor	1

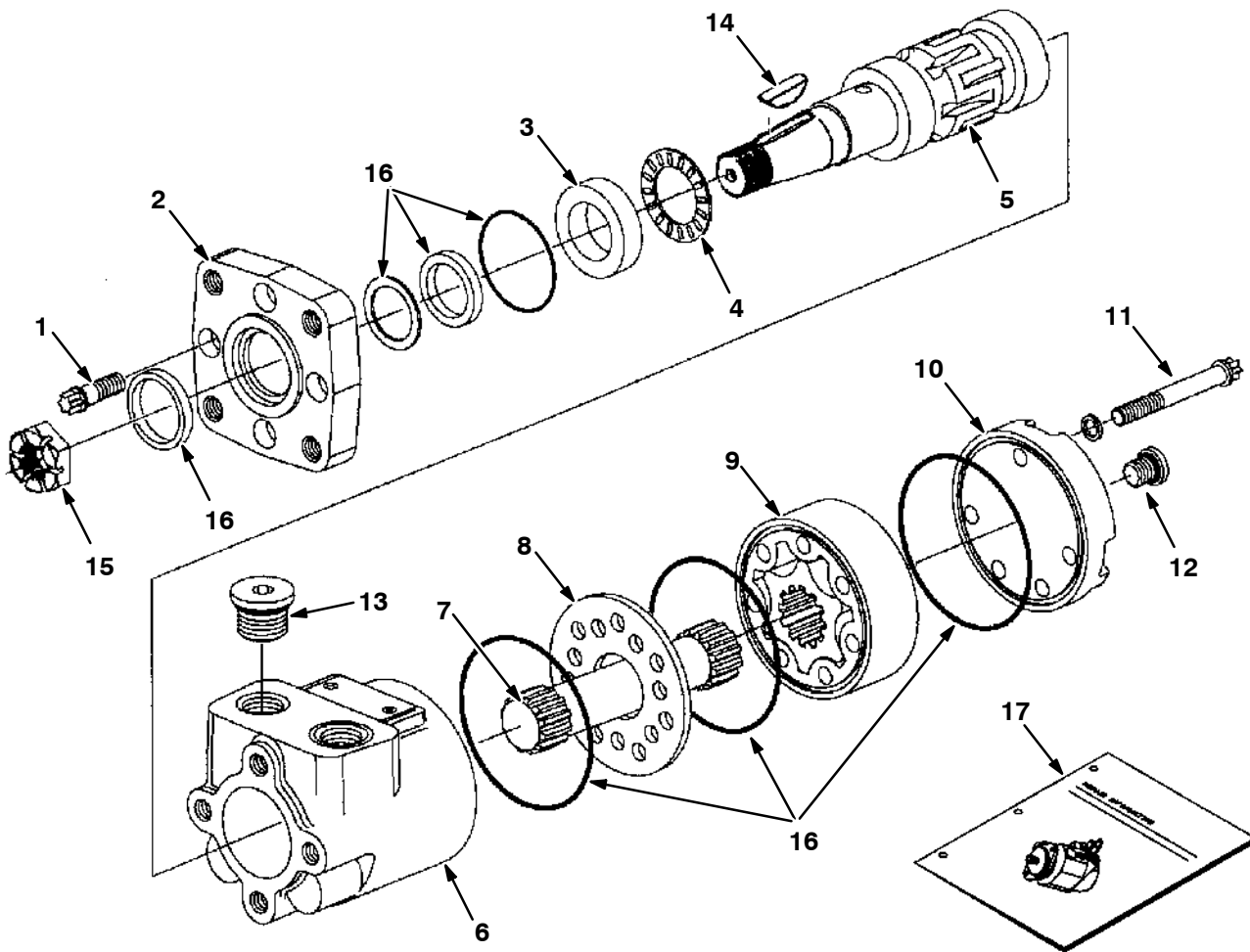
Fig. 5 - Hydraulic Gear Motor Breakdown, 374559



350298 - 09670 - 6500

Ref.	Tennant Part No.	Manufacturer Serial Number	Description	Qty.
▽	374559	(000000-) Motor, Hyd Gear In	1
▲	1 21951	(000000-) Shaft/Brg Kit	1
▲	2 21952	(000000-) Housing, Brg	1
▲	3 51417	(000000-) Plate	1
▲	4 02603	(000000-) Drive	1
▲	5 02645	(000000-) Geroler	1
▲	6 02646	(000000-) Valve Plate	1
▲	7 57370	(000000-) Valve Drive	1
▲	8 02647	(000000-) Valve	1
▲	9 57373	(000000-) Balance Ring	1
▲	10 57374	(000000-) Pin	2
▲	11 57375	(000000-) Spring	2
▲	12 373292	(000000-) Housing, Valve	1
▲	13 74098	(000000-) Plug #4	1
▲	14 74120	(000000-) Bolt	4
▲	15 373217	(000000-) Piston	1
▲	16 373226	(000000-) Poppet	2
▲	17 373291	(000000-) Spring	2
▲	18 373236	(000000-) Dashpot	2
▲	19 373260	(000000-) Plug	2
▲	20 38490	(000000-) Nut	1
▲	21 21953	(000000-) Seal Kit	1
▲	22 38315	(000000-) Key	1
▲	23 79729	(000000-) Repair Info.	1

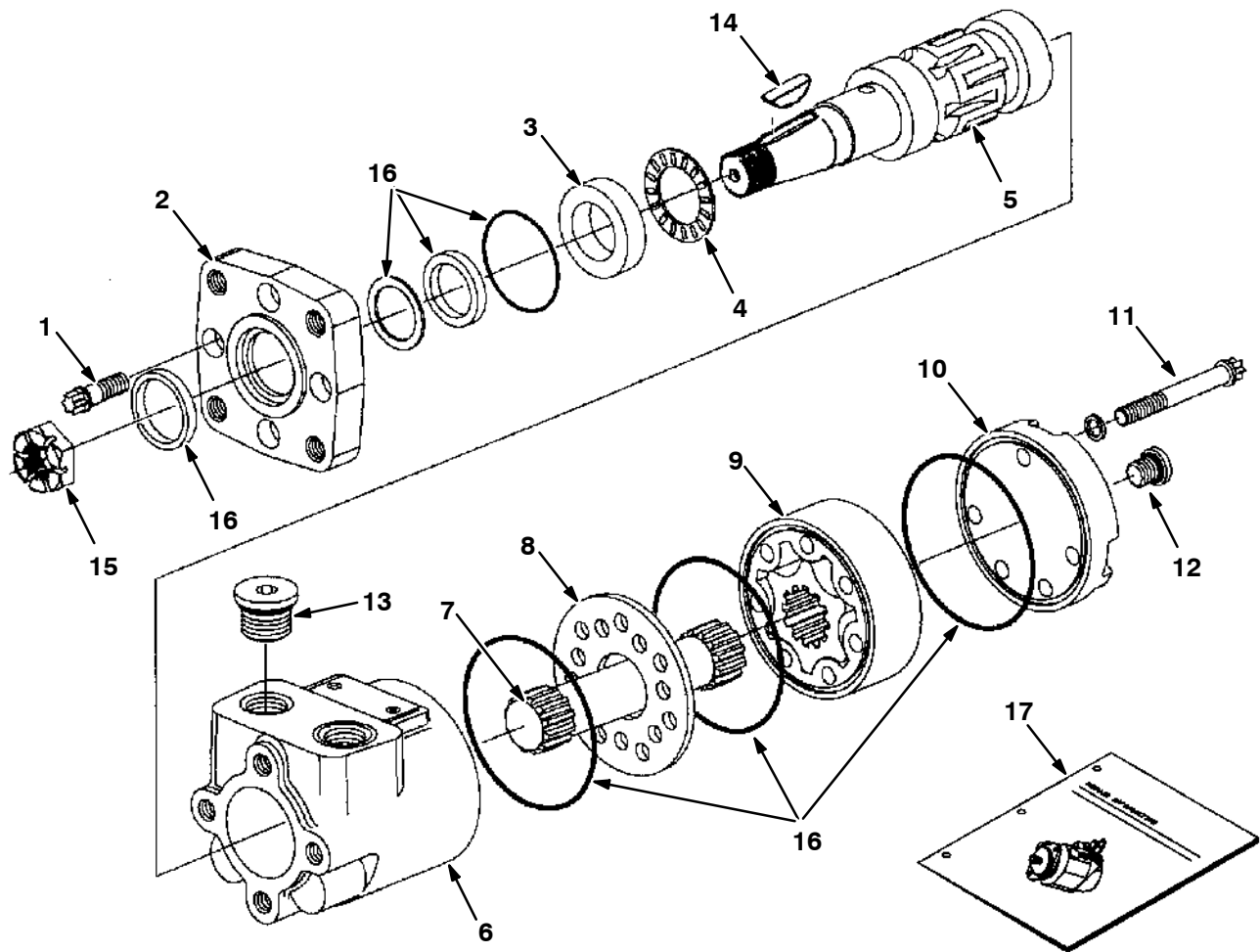
Fig. 6 - Hydraulic Motor Breakdown, 74468



09606 - 09670 - ALL

Ref.	Tennant Part No.	Manufacturer Serial Number	Description	Qty.
▽	74468	(000000-) Motor, Hyd Gear In 02.8 B 1500	1
▲	1 37555	(000000-) Cap, Screw	4
▲	2 31354	(000000-) Flange Mounting	1
▲	3 16695	(000000-) Race Thrust	1
▲	4 45628	(000000-) Thrust Bearing	1
▲	5 31375	(000000-) Shaft, Output	1
▲	6 74100	(000000-) Housing CI	1
▲	7 34176	(000000-) Drive	1
▲	8 74094	(000000-) Spacer Plate CI	1
▲	9 31381	(000000-) Gerotor Set	1
▲	10 74095	(000000-) Spacer Plate CI	1
▲	11 74174	(000000-) Cap, Screw CI	5
▲	12 74098	(000000-) Plug Assembly Ph	1
▲	13 74099	(000000-) Plug Assembly Ph	2
▲	14 00500-15	(000000-) Key-Wdruff 0.25 1.00 Asa#0808	1
▲	15 39527	(000000-) Nut-Hxslot .75-16 Pltd	1
▲	16 61490	(000000-) Seal Replmt Kit	1
▲	17 74250	(000000-) Repair Info. CI	1

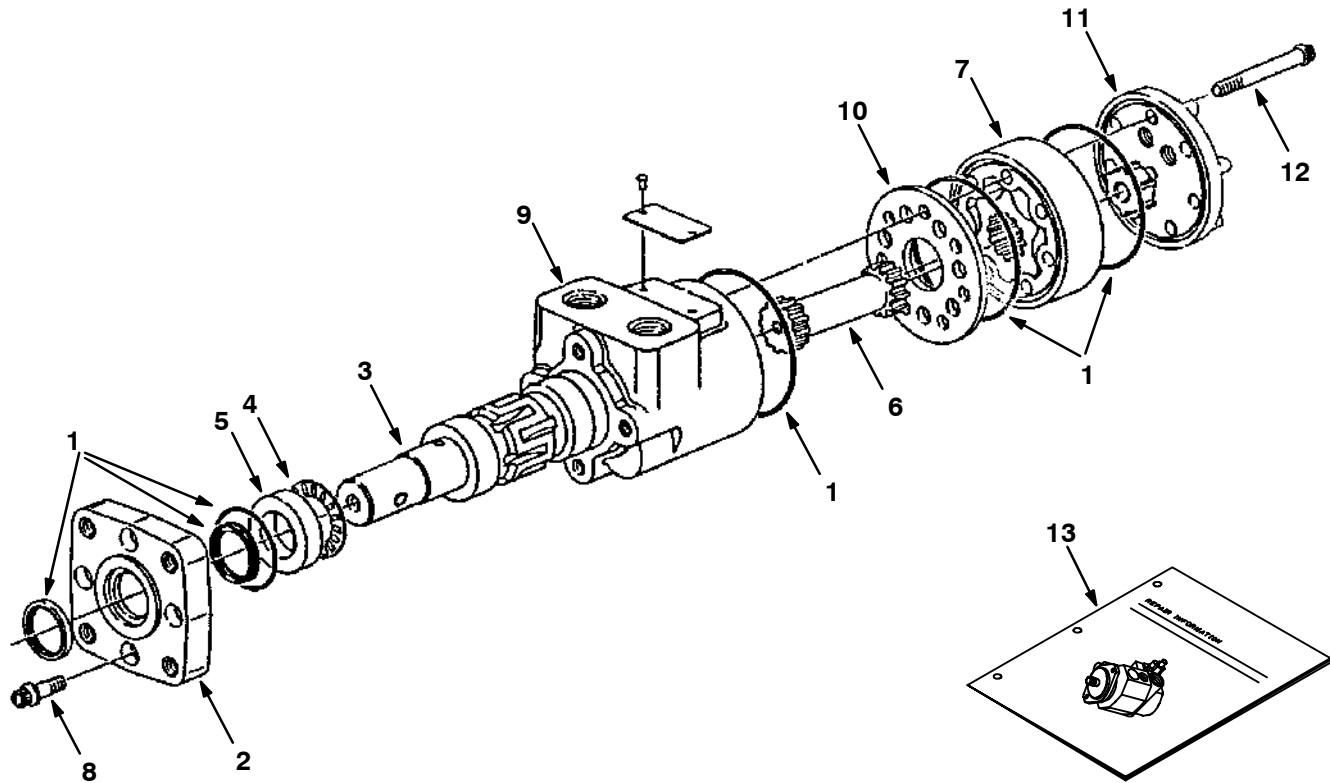
Fig. 7 - Hydraulic Motor Breakdown, 379608



09606 - 09670 - ALL

Ref.	Tennant Part No.	Manufacturer Serial Number	Description	Qty.	
▽	379608	(000000-) Motor, Hyd Gear	1	
▲	1	37555	(000000-) Cap, Screw	4
▲	2	31354	(000000-) Flange Mounting	1
▲	3	16695	(000000-) Race Thrust	1
▲	4	45628	(000000-) Thrust Bearing	1
▲	5	31375	(000000-) Shaft, Output	1
▲	6	74100	(000000-) Housing Cl	1
▲	7	34176	(000000-) Drive	1
▲	8	74094	(000000-) Spacer Plate Cl	1
▲	9	31381	(000000-) Gerotor Set	1
▲	10	74095	(000000-) Spacer Plate Cl	1
▲	11	74174	(000000-) Cap, Screw Cl	5
▲	12	74098	(000000-) Plug Assembly Ph	1
▲	13	74099	(000000-) Plug Assembly Ph	2
▲	14	00500-15	(000000-) Key-Wdruff 0.25 1.00 Asa#0808	1
▲	15	39527	(000000-) Nut-Hxslot .75-16 Pltd	1
▲	16	61490 22654)- Seal Repair Kit	1	
▲	17	22654 74250)- Repair Info. Cl	1	

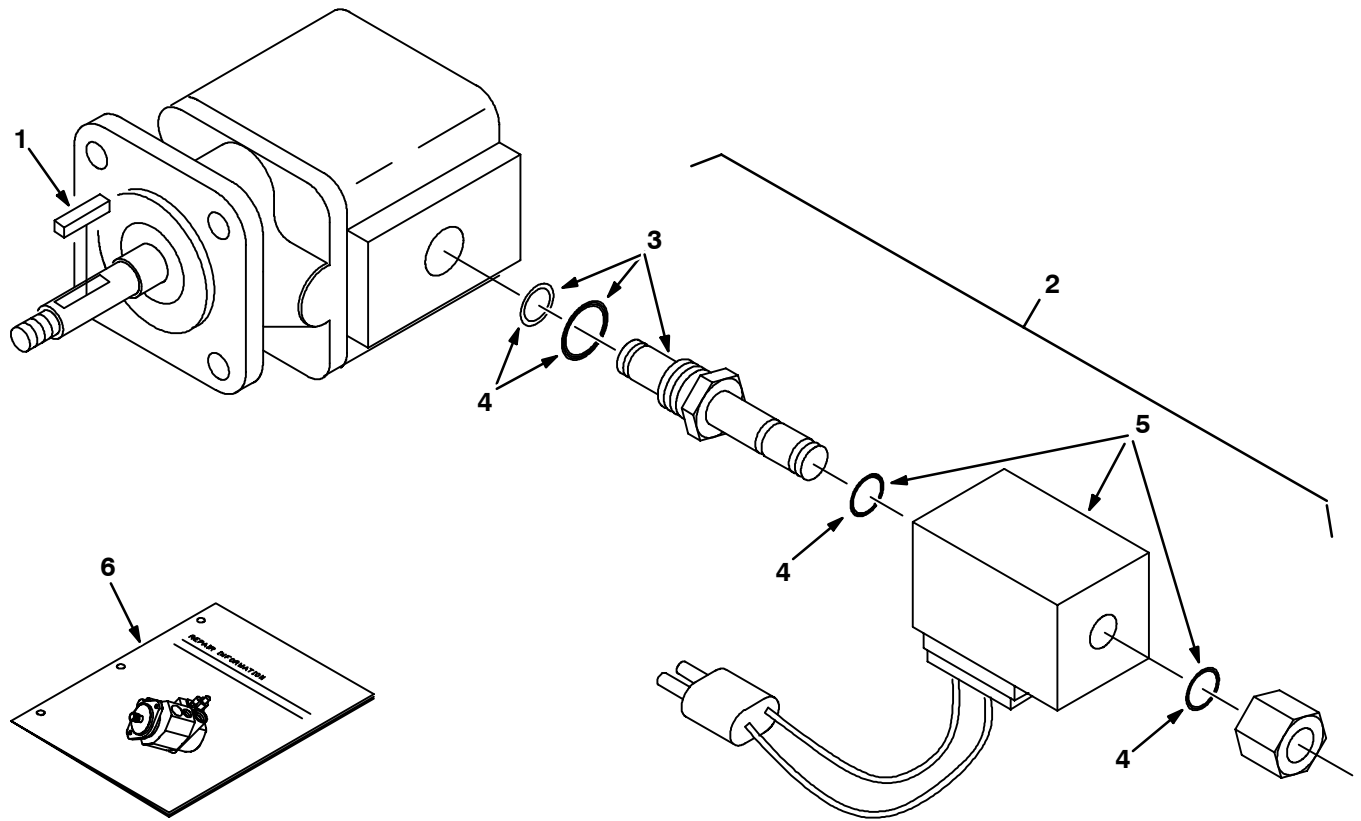
Fig. 8 - Hydraulic Motor Breakdown, 379607



08926 - 09670 - ALL

Ref.	Tennant Part No.	Manufacturer Serial Number	Description	Qty.
▽	379607	(000000-)	Motor, Hydraulic	1
▲	1 22654	(000000-)	Seal Kit	1
▲	2 31354	(000000-)	Flange, Mounting	1
▲	3 31373	(000000-)	Output Shaft	1
▲	4 45628	(000000-)	Bearing Thrust	1
▲	5 16695	(000000-)	Race, Thrust	1
▲	6 31380	(000000-)	Drive	1
▲	7 31385	(000000-)	Gerotor Set	1
▲	8 37555	(000000-)	Screw	4
▲	9 74100	(000000-)	Housing	1
▲	10 74094	(000000-)	Spacer Plate	1
▲	11 74101	(000000-)	End Cap	1
▲	12 65232	(000000-)	Screw, Cap	5
	13 74250	(000000-)	Repair Info.	1

Fig. 9 - Hydraulic Motor Breakdown, 53485



07490 - 09670 - IC

Ref.	Tennant Part No.	Manufacturer Serial Number	Description	Qty.
▽	53485	(000000-) Motor, Hydraulic	1
▲	74233	(000000-) Seal Kit, Motor	1
▲ 1	00966	(000000-) Key	1
▲▽	2	(000000-) Valve Assembly, Solenoid	1
▲▲	3	(000000-) Cartridge, Solenoid Valve	1
▲▲	4	(000000-) Seal Kit, One Cartridge	1
▲▲	5	(000000-) Coil	1
	6	(000000-) Repair Info.	1

Fig. 10 - Hydraulic Valve Breakdown, 374547

CONTROL VALVE	
Spool #1	Brushes
Spool #2	Hopper Door
Spool #3	Hopper Lift

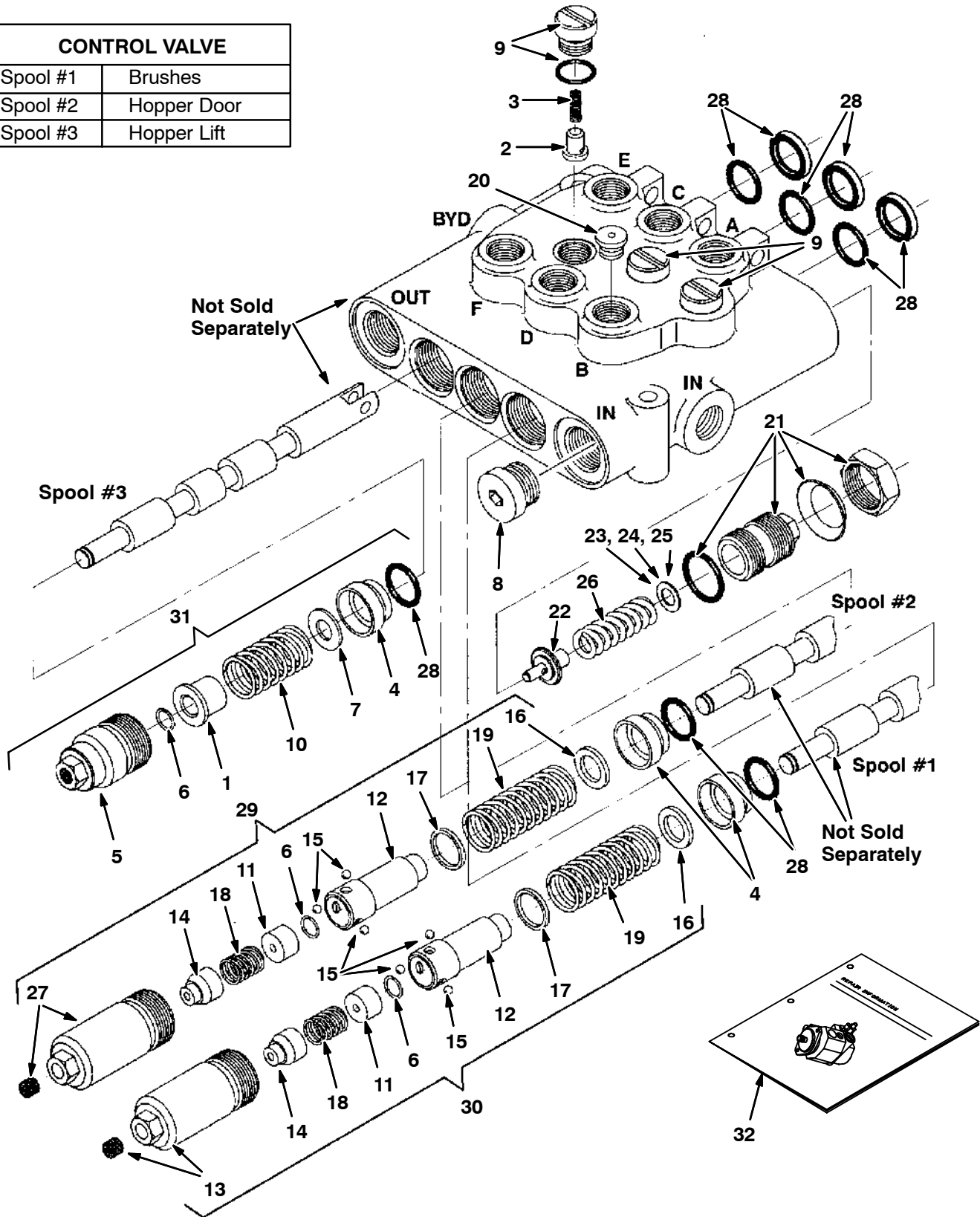
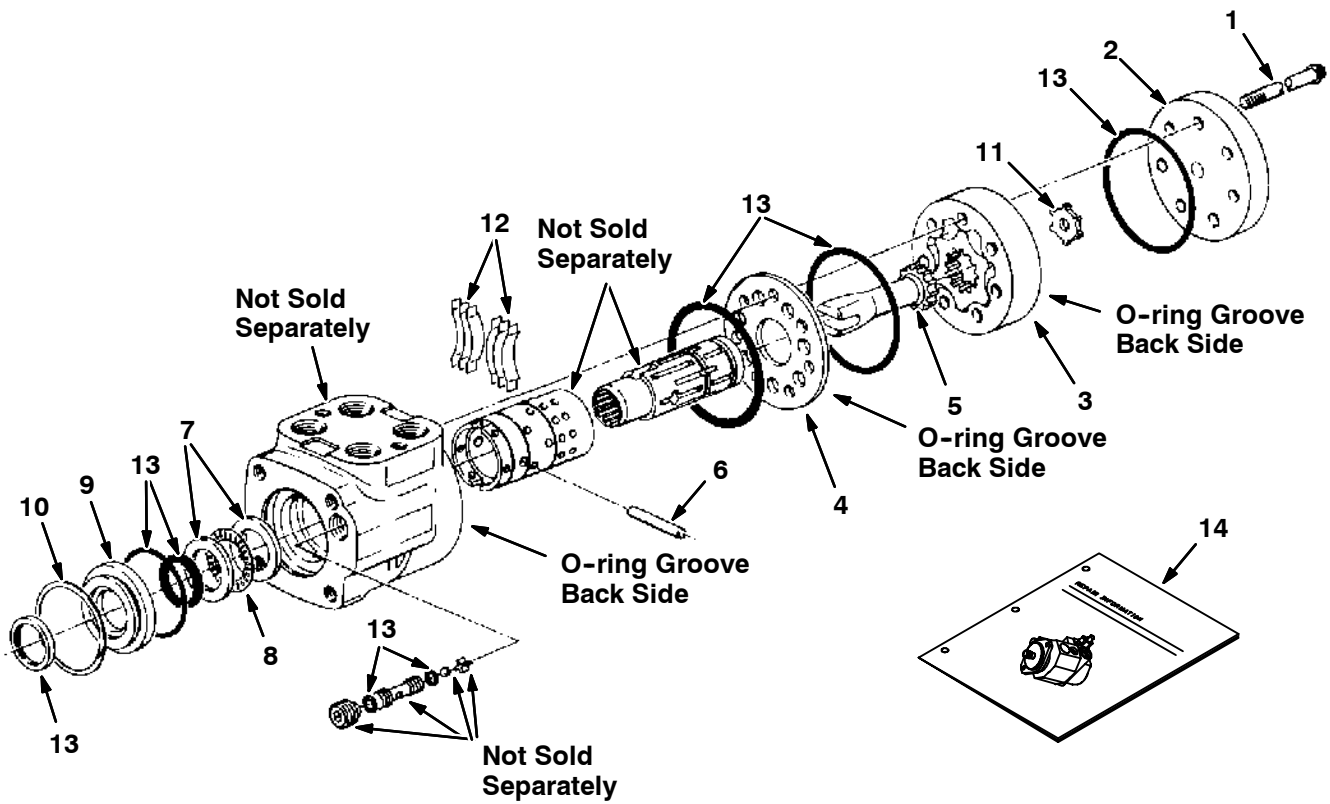


Fig. 10 - Hydraulic Valve Breakdown, 374547

Ref.	Tenant Part No.	Manufacturer Serial Number	Description	Qty.
▽	374547	(000000-) Valve, Hyd Cntrl Man	1
▲ 1	79785	(000000-) Spacer	1
▲ 2	79786	(000000-) Plunger	1
▲ 3	79787	(000000-) Spring	1
▲ 4	79788	(000000-) Bushing	3
▲ 5	79789	(000000-) Cap Assembly	1
▲ 6	79792	(000000-) Retaining Rng	3
▲ 7	79794	(000000-) Washer	1
▲ 8	13907	(000000-) Plug, #8 O-Ring	1
▲ 9	79795	(000000-) Plug & O-Ring	3
▲ 10	79796	(000000-) Spring	1
▲ 11	79801	(000000-) Spacer	2
▲ 12	79802	(000000-) Detent Adaptr	2
▲ 13	79803	(000000-) Cap Assembly	1
▲ 14	79800	(000000-) Cone	2
▲ 15	79804	(000000-) Ball	6
▲ 16	79806	(000000-) Washer	2
▲ 17	79805	(000000-) Washer	2
▲ 18	79807	(000000-) Spring	2
▲ 19	79808	(000000-) Spring	2
▲ 20	13904	(000000-) Plug, #6 O-Ring	2
▲ 21	79790	(000000-) Plug Assembly	1
▲ 22	79791	(000000-) Poppet	1
▲ 23	79793	(000000-) Shim .035 Thk	-
▲ 24	79798	(000000-) Shim .015 Thk	-
▲ 25	79799	(000000-) Shim .010 Thk	-
▲ 26	21915	(000000-) Spring	1
▲ 27	79821	(000000-) Cap Assembly	1
▲ 28	79812	(000000-) Seal Kit, Vlv	1
▲ 29	79813	(000000-) Kit, Detent Out	1
▲ 30	79815	(000000-) Kit, Detent I&O	1
▲ 31	79814	(000000-) Kit, Detent In	1
▲ 32	79820	(000000-) Repair Info, Valve	1

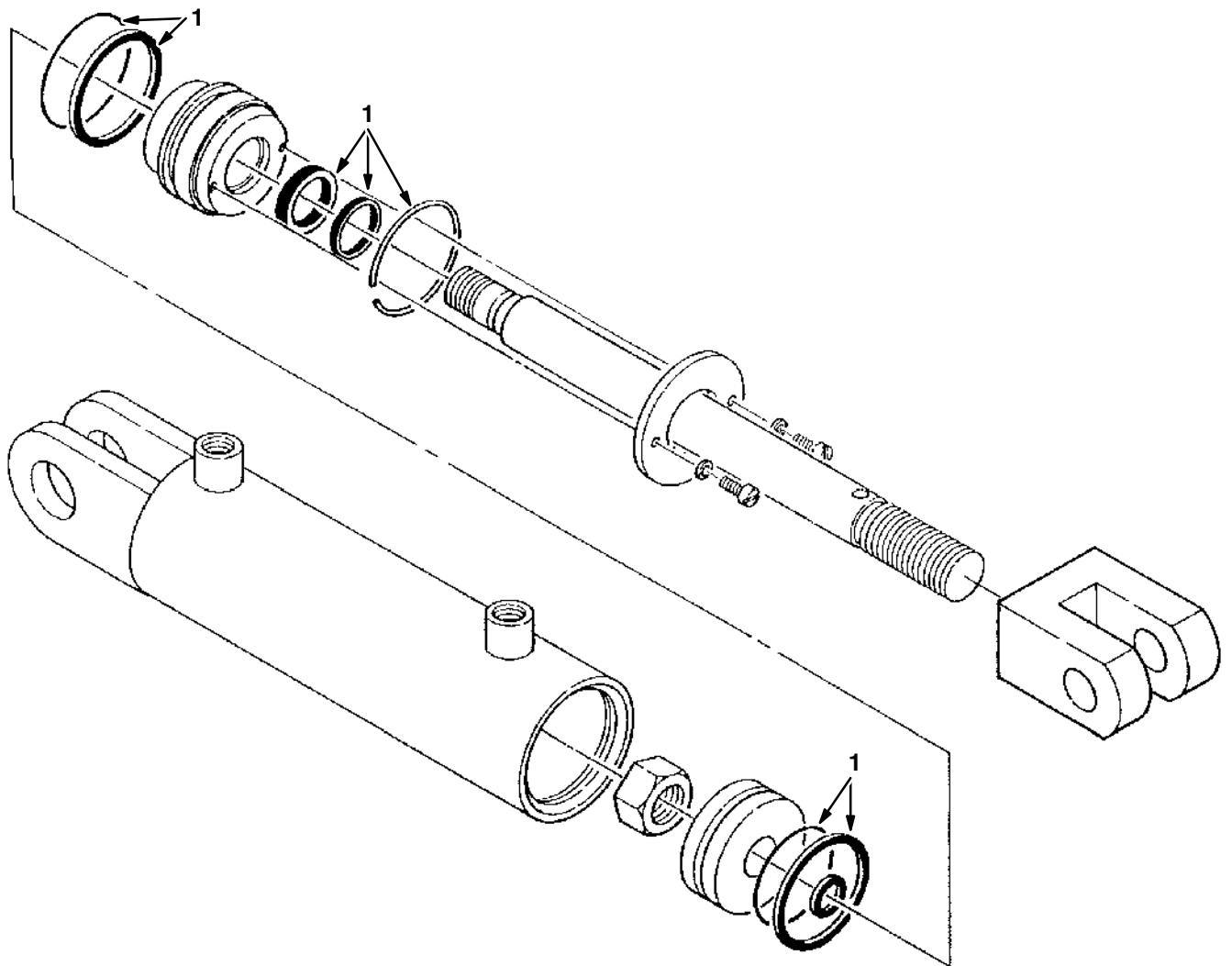
Fig. 11 - Hydraulic Steering Valve Breakdown, 74172



09936 - 09670 - IC

Ref.	Tennant Part No.	Manufacturer Serial Number	Description	Qty.
▽	74172	(000000-)	Valve, Hydraulic Steering	1
▲	1 65241	(000000-)	Cap, Screw	7
▲	2 74181	(000000-)	Cap, End	1
▲	3 57156	(000000-)	Gerotor Set	1
▲	4 74182	(000000-)	Plate, Wear	1
▲	5 58596	(000000-)	Drive	1
▲	6 74218	(000000-)	Pin	1
▲	7 74109	(000000-)	Race, Bearing	2
▲	8 74110	(000000-)	Bearing, Needle	1
▲	9 74112	(000000-)	Retainer, Front	1
▲	10 74111	(000000-)	Ring, Retaining	1
▲	11 74105	(000000-)	Spacer	1
▲	12 74195	(000000-)	Spring Kit	1
▲	13 74190	(000000-)	Seal Kit	1
▲	14 74251	(000000-)	Repair Info	1

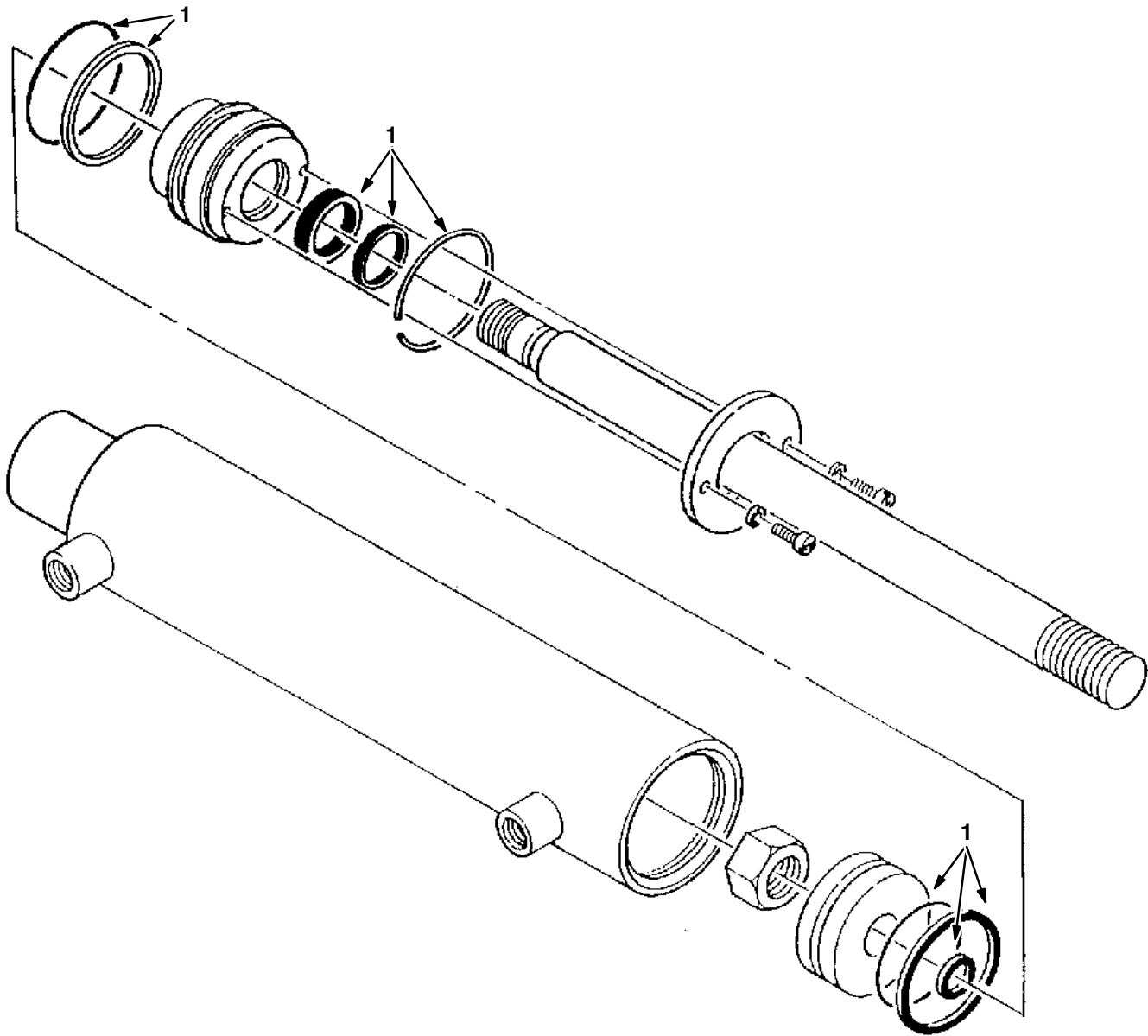
Fig. 12 - Hydraulic Cylinder Breakdown, 74419



07493 - ALL

	Ref.	Tennant Part No.	Manufacturer Serial Number	Description	Qty.
▽		74419	(000000-)	Cylinder, Hydraulic	1
▲	1	59335	(000000-)	Seal Kit	1

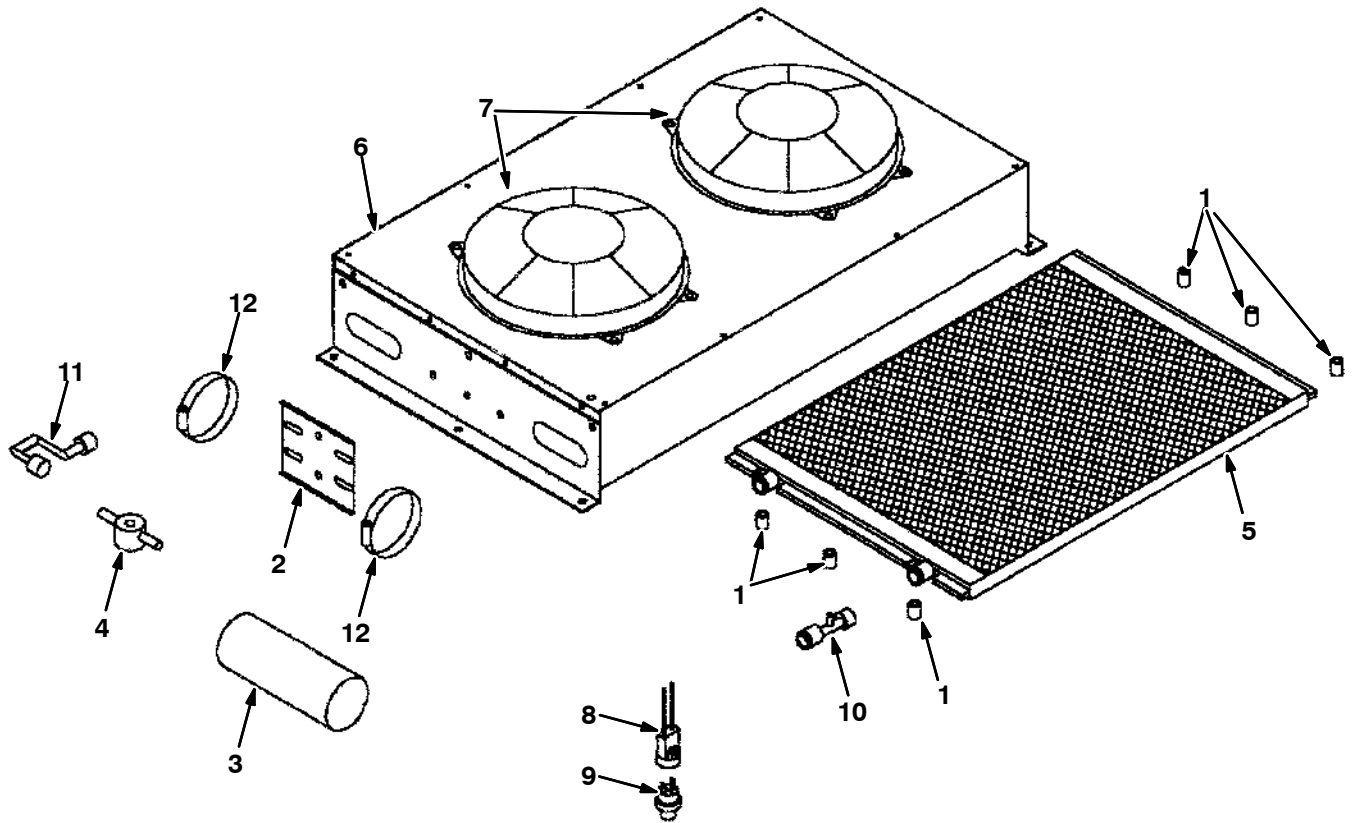
Fig. 13 - Hydraulic Cylinder Breakdown, 53601



07494 - IC

Ref.	Tennant Part No.	Manufacturer Serial Number	Description	Qty.
▽	53601	(000000-)	Cylinder, Hydraulic	1
▲ 1	04483	(000000-)	Seal Kit	1

Fig. 14 - Air Conditioning Condenser Breakdown, 393340

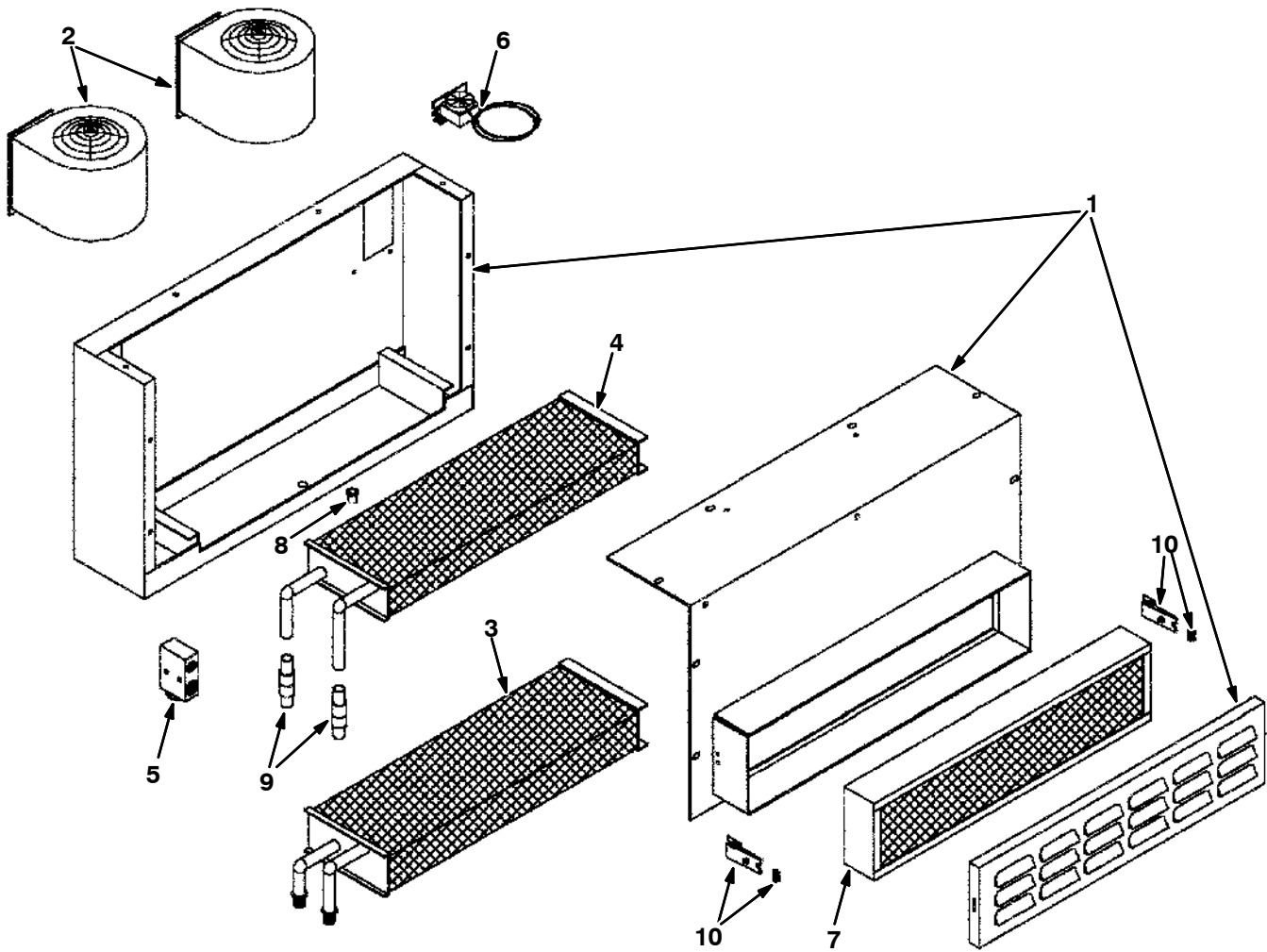


IC

Ref.	Tennant Part No.	Manufacturer Serial Number	Description	Qty.	
▽	393340	(000000-) Housing Assy, Pkg, Condenser/Fan	1	
▲	1	393341	(000000-) Spacer, Steel	6
▲	2	393342	(000000-) Bracket, Drier	1
▲	3	393343	(000000-) Drier	1
▲	4	393344	(000000-) Glass, Sight	1
▲	5	393345	(000000-) Coil, Condenser	1
▲	6	393346	(000000-) Housing, Condenser/Fan	1
▲	7	393347	(000000-) Fan, 12volt	2
▲	8	393348	(000000-) Boot, Binary	1
▲	9	393349	(000000-) Switch, Binary	1
▲	10	393350	(000000-) Fitting, Schrader	1
▲	11	393351	(000000-) Fitting, Condenser, Left	1
▲	12	83584	(000000-) Clamp, Hose, Wormdrive, 1.31-3.25d	2

BREAKDOWNS

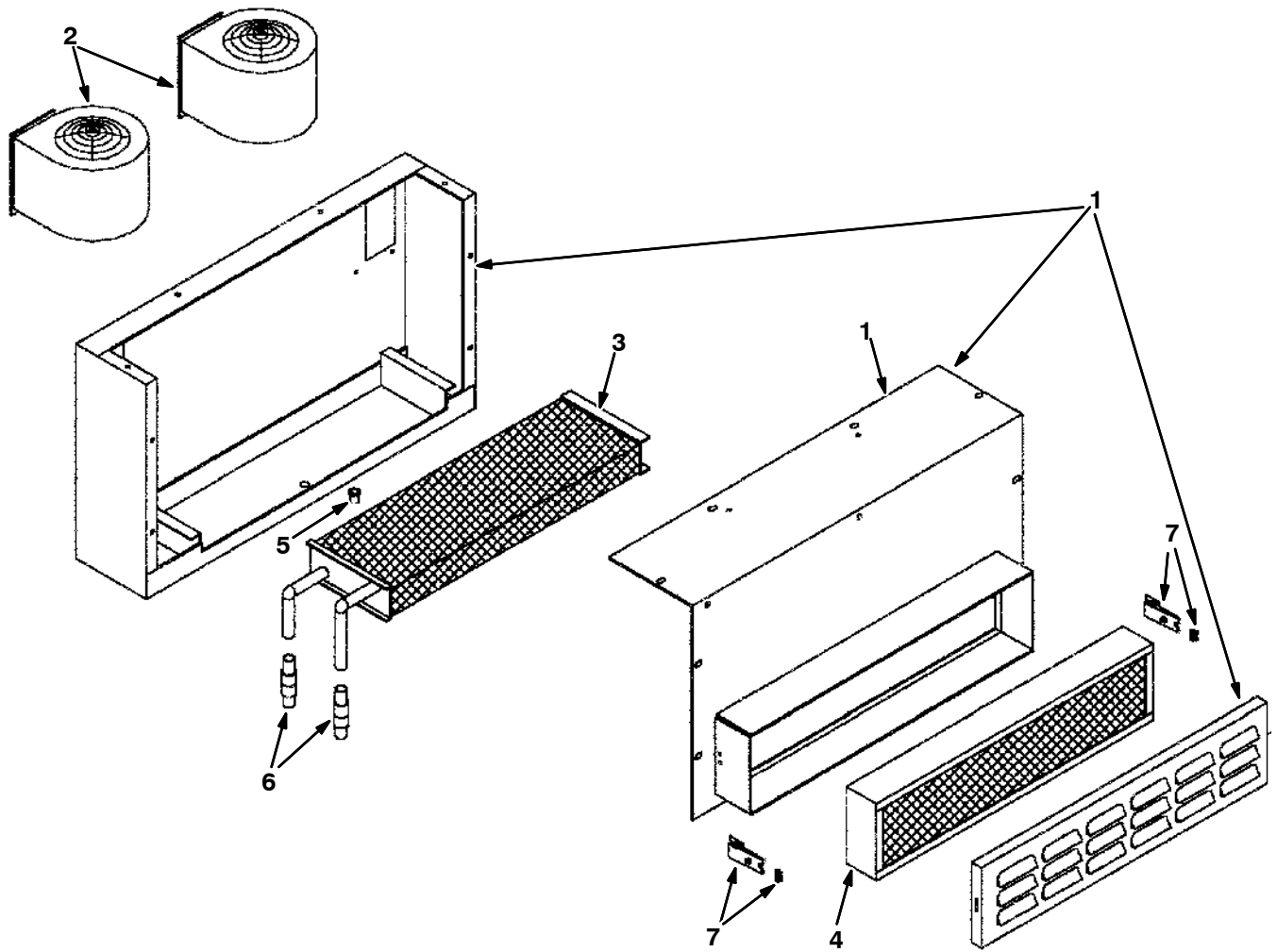
Fig. 15 - Air Conditioning Evaporator / Heater Breakdown, 393339



IC

Ref.	Tennant Part No.	Manufacturer Serial Number	Description	Qty.
▽	393339	(000000-) Housing Assy Pkg, Evaporator/Heater	1
▲	1 393329	(000000-) Housing Wldt, Coil/Blower	1
▲	2 393330	(000000-) Blower, 12volt	2
▲	3 393331	(000000-) Coil, Evaporator	1
▲	4 393332	(000000-) Coil, Heater	1
▲	5 393333	(000000-) Block, Expansion	1
▲	6 393334	(000000-) Thermostat	1
▲	7 393335	(000000-) Filter, Air	1
▲	8 393336	(000000-) Valve, Drain	1
▲	9 393337	(000000-) Adapter, Tube	2
▲	10 393338	(000000-) Latch, Ss	2

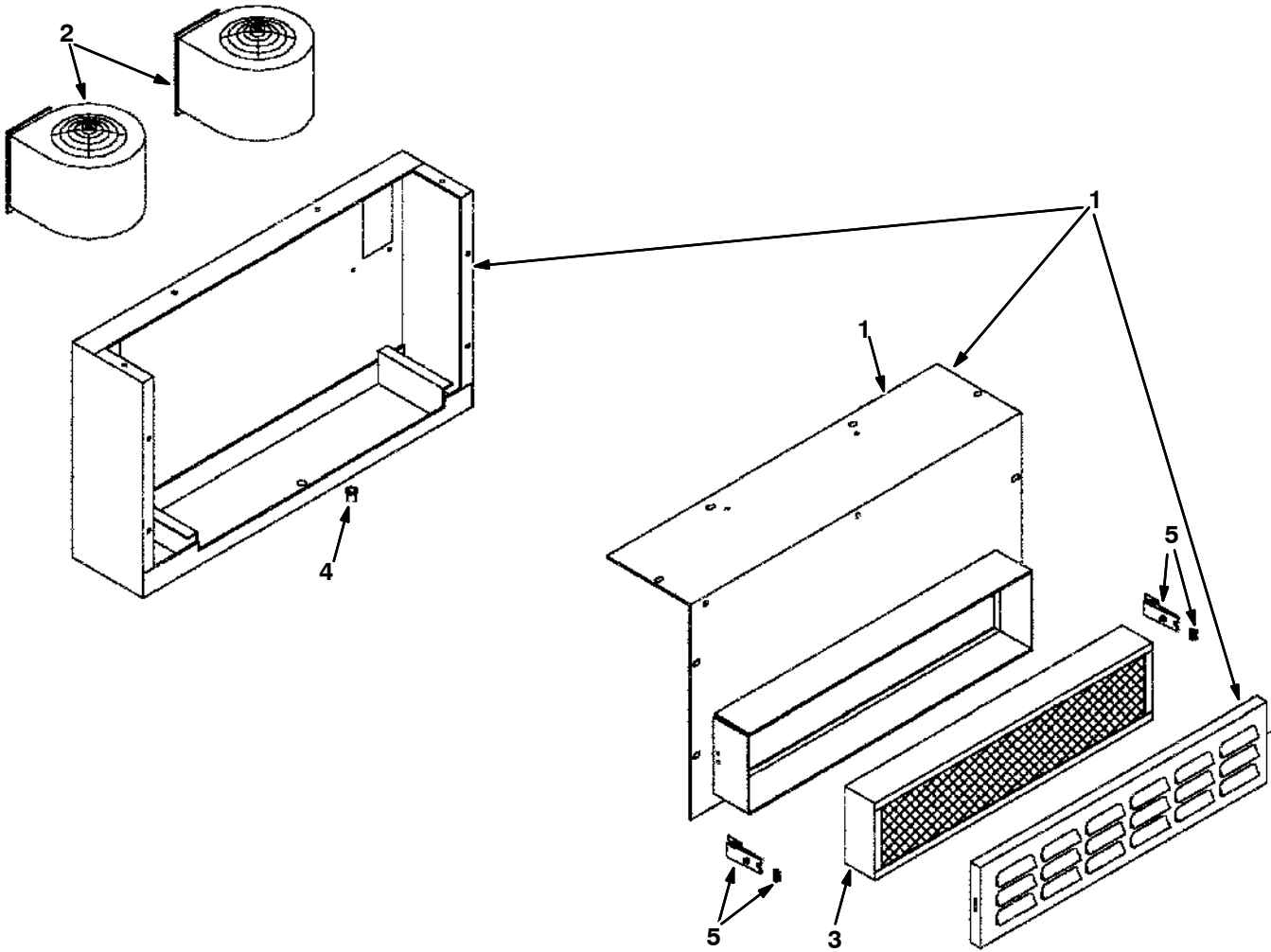
Fig. 16 - Heater Pressurizer Breakdown, 393381



IC

Ref.	Tennant Part No.	Manufacturer Serial Number	Description	Qty.
▽	393381	(000000-) Housing Assy, Pkg, Heater	1
▲	1 393329	(000000-) Housing Wldt, Coil/Blower	1
▲	2 393330	(000000-) Blower, 12volt	2
▲	3 393332	(000000-) Coil, Heater	1
▲	4 393335	(000000-) Filter, Air	1
▲	5 393336	(000000-) Valve, Drain	1
▲	6 393337	(000000-) Adapter, Tube	2
▲	7 393338	(000000-) Latch, Ss	2

Fig. 17 - Pressurizer Breakdown, 393384



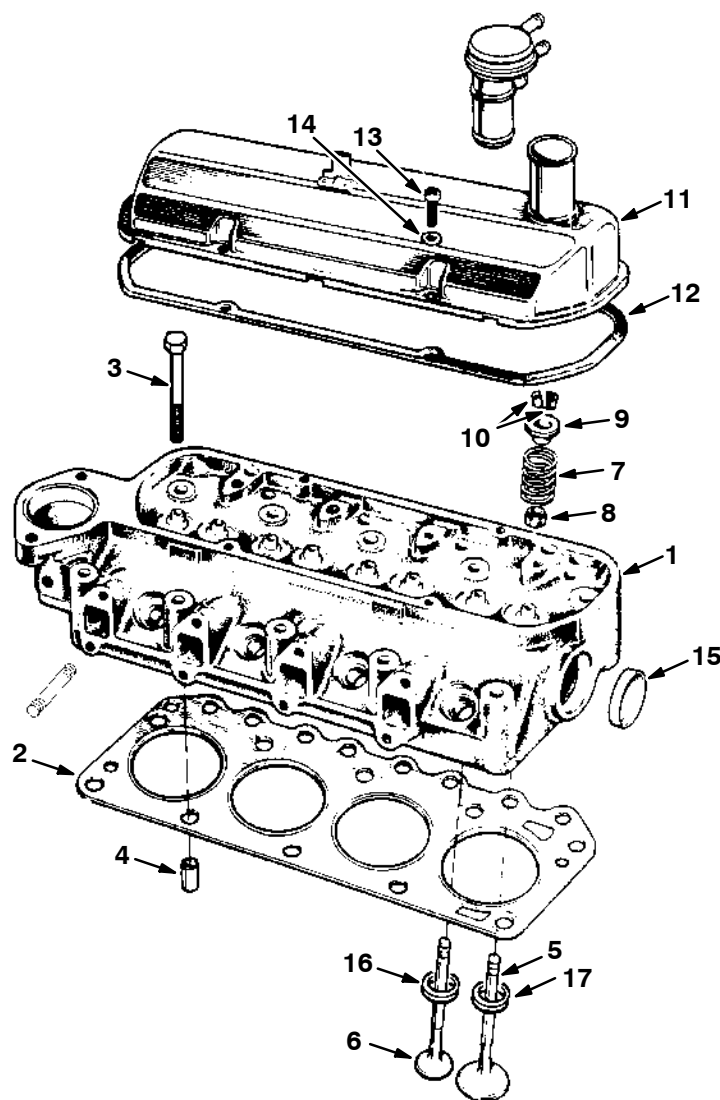
IC

Ref.	Tennant Part No.	Manufacturer Serial Number	Description	Qty.
▽	393384	(000000-) Housing Assy Pkg, Pressurizer	1
▲	1 393329	(000000-) Housing Wldt, Coil/Blower	1
▲	2 393330	(000000-) Blower, 12volt	2
▲	3 393335	(000000-) Filter, Air	1
▲	4 393336	(000000-) Valve, Drain	1
▲	5 393338	(000000-) Latch, Ss	1

SECTION 5

Contents	Page
Fig. 1 - Cylinder Head, Valves Group	5-2
Fig. 2 - Cylinder Block Group	5-3
Fig. 3 - Camshaft and Valve Control Group	5-4
Fig. 4 - Crankshaft and Piston Group	5-6
Fig. 5 - Oil Pump and Oil Pan Group	5-8
Fig. 6 - Manifold Group	5-10
Fig. 7 - Front Cover Assembly Group	5-11
Fig. 8 - Water Pump Group	5-12
Fig. 9 - Gaskets Group	5-13
Fig. 10 - Distributorless Ignition Group	5-14
Fig. 11 - Flywheel Group	5-16

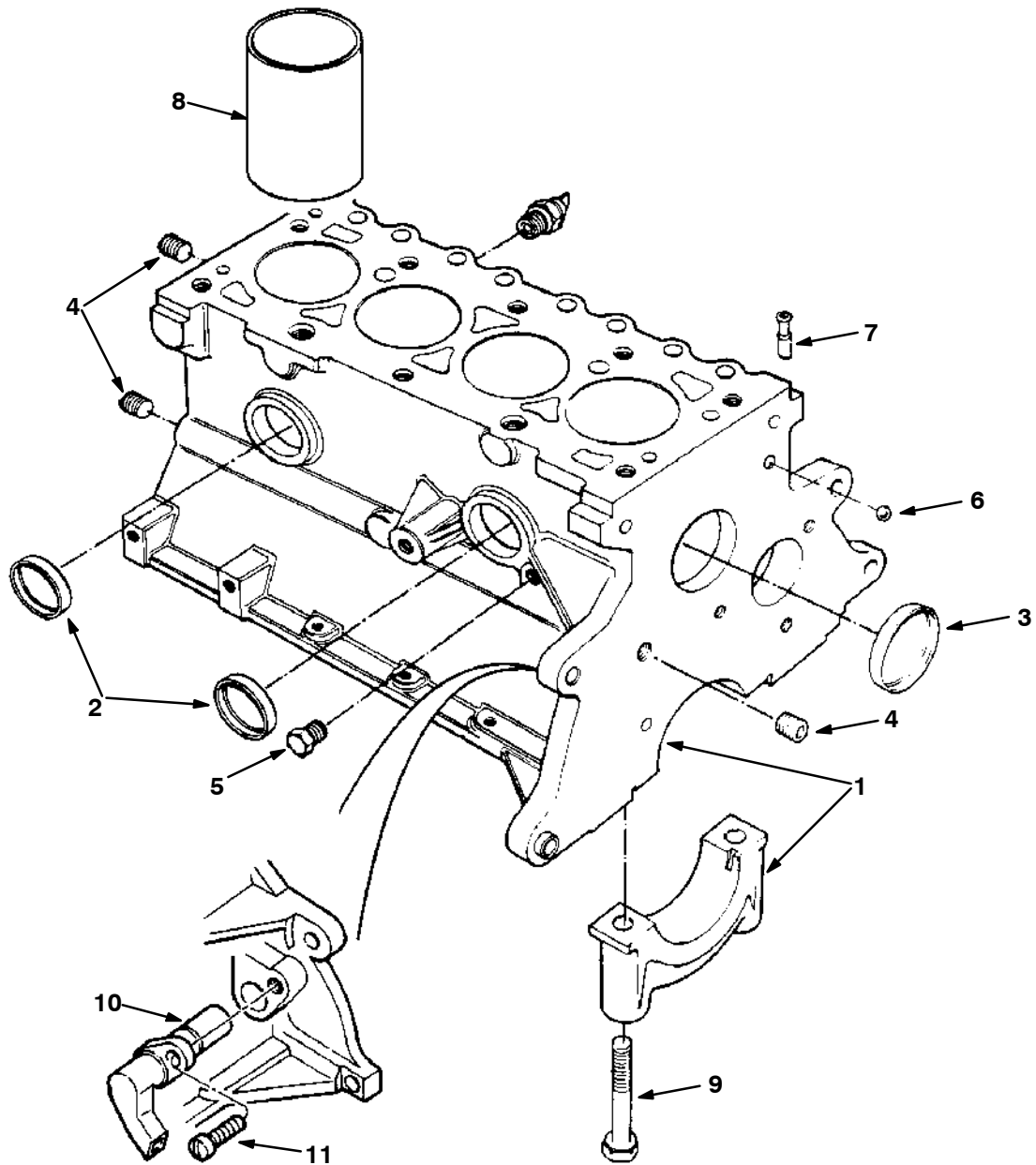
Fig. 1 - Cylinder Head, Valves Group



04702 - G, LP

Ref.	Tennant Part No.	Ford Part Number	Description	Qty.
1	36279	89BM-6049-DD	Head Assembly, Cylinder	1
2	36281	89BM-6051-C2B	Gasket, Cylinder Head	1
3	36297	89BM-6065-DA	Bolt, Cylinder Head	10
4	36298	E840126-S	Dowel, Cylinder Head to Block	2
5	36300	89BM-6507-BA	Valve, Intake, Std	-
6	36307	89BM-6505-CA	Valve, Exhaust, Std	4
7	36315	89BM-6513-AA	Spring, Valve	8
8	61538	88WM-6571-BB	Seal, Valve Stem	8
9	36318	89BM-6A536-AA	Retainer	8
10	36319	88WM-6518-AA	Lock, Valve Spring	16
11	36321	89BM-6582-AA	Cover, Rocker Arm	1
12	07705	77BM-6584-CA	Gasket, Rocker Arm Cover	1
13	36324	E800516-S72	Screw, Rocker Cover to Head	4
14	36325	E630024-S201	Washer, Flat, 6 mm	4
15	37313	DORY-6026-A	Plug	1
16	36330	89BM-6057-A2E	Insert, Exhaust Valve Seat	4
17	36331	89BM-6056-A1G	Insert, Intake Valve Seat	4

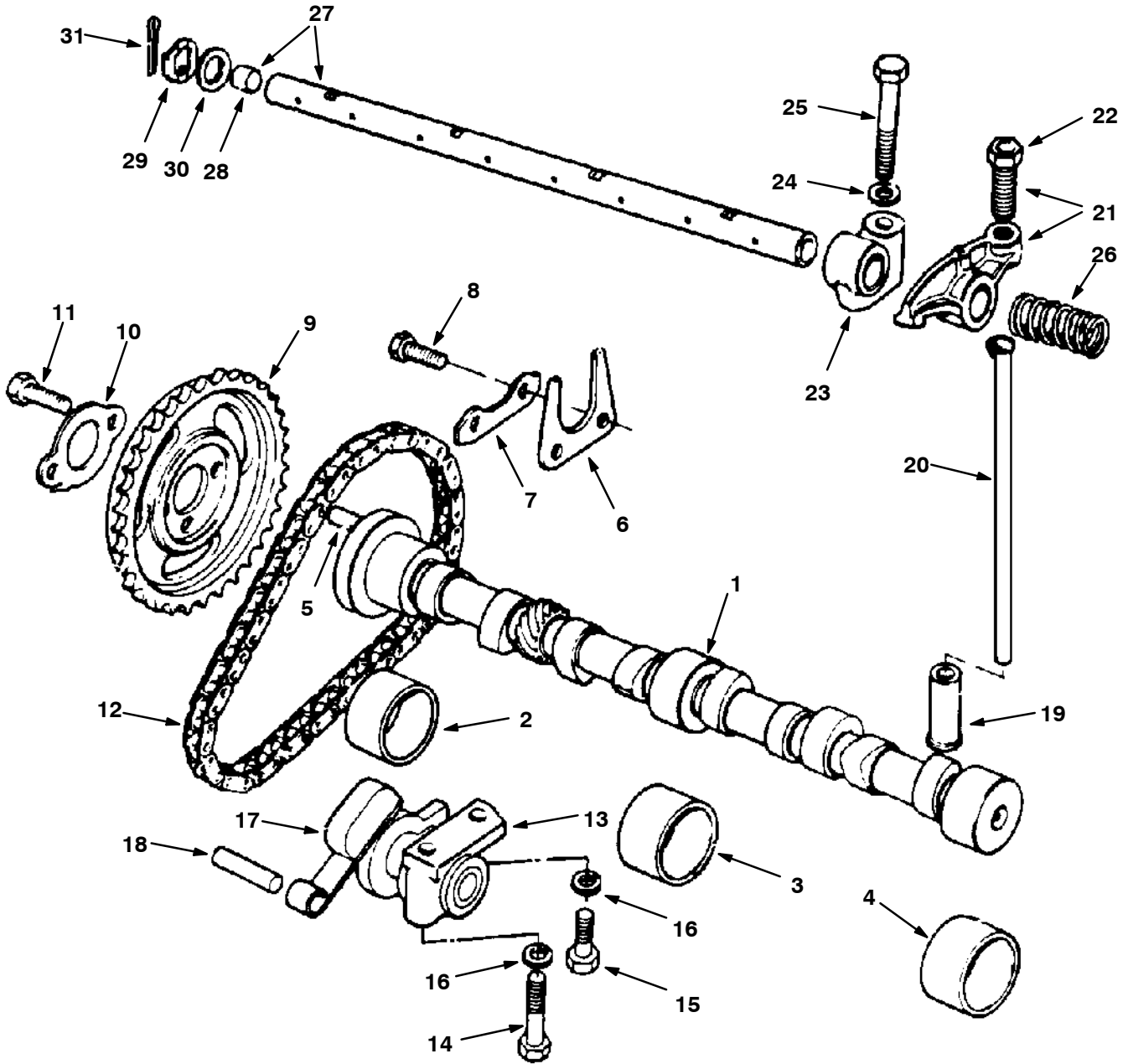
Fig. 2 - Cylinder Block Group



05496 - G, LP

Ref.	Tennant Part No.	Ford Part Number	Description	Qty.
▽ 1	36264	89BM-6011-DA	Block, Cylinder, With Crank, Piston, Rings, etc.	1
▲	36263	89BM-6010-FA	Block, Cylinder	1
2	37313	DORY-6026-A	Plug	2
3	36267	D8RZ-6026-A	Plug	1
4	36268	F1ZZ-6026-A	Plug, 1/4 NPT	3
5	36272	353055-S7	Plug, 1/4 NPT	1
6	36273	E890100-S	Plug, Ball, Oil Gallery	1
7	36274	D8RZ-6767-A	Adapter	1
8	36275	89BM-6055-BA	Liner, Cylinder	-
9	36276	D1FZ-6345-A	Bolt, Main Bearing Cap	10
10	374632	F5RZ-6C315-A	Sensor, 45 Degree	1
11	36278	E802666-S72	Screw, M6 x 14	1

Fig. 3 - Camshaft and Valve Control Group



388463

Bearing Set, cam1

Fig. 3 - Camshaft and Valve Control Group

Ref.	Tennant Part No.	Ford Part Number	Description	Qty.
1	36340	89BM-6251-BA	Camshaft	1
▲ 2	37316	DORY-6261-A	Bearing, Std ID - Std OD	-
2	37317	DORY-6261-B	Bearing, Std ID + 0.020 OD	-
▲ 3	37306	DORY-6262-C	Bearing, Std ID - Std OD	-
3	38242	DORY-6262-B	Bearing, Std ID + 0.020 OD	-
▲ 4	37306	DORY-6262-C	Bearing, Std ID - Std OD	-
4	38242	DORY-6262-B	Bearing, Std ID + 0.020 OD	-
5	61540	E93A-6253-A	Dowel	1
6	36342	DORY-6269-A	Plate, Thrust	1
7	36343	DORY-6255-A	Retainer	1
8	36344	N602166-S2	Bolt, M6 x 16, Tensioner to Block	2
9	36345	77BM-6256-AA	Sprocket, Camshaft	1
10	36348	DORY-6258-A	Retainer	1
11	36349	E602351-S72	Bolt, M8 x 16	2
12	37307	DORY-6268-A	Chain	1
13	37337	D1FZ-6284-A	Tensioner	1
14	36372	E600116-S204	Bolt, M6 x 55, Tensioner to Block	1
15	36344	EN2166-S72	Bolt, M6 x 16, Tensioner to Block	1
16	36373	34805-S8	Washer, 1/4 Lock	2
17	36374	77BM-6K255-AC	Arm, Tensioner	1
18	37694	E43-CPI	Pin	1
19	36375	89BM-6500-AA	Tappet, Std	8
20	36381	89BM-6565-AA	Rod, Valve Push	8
21	36382	89BM-6529-AB	Arm, Valve Rocker, Right, With Screw	4
▽ 21	36383	89BM-6K528-AB	Arm, Valve Rocker, Left, With Screw	4
▲ 22	37693	DORY-6549-B	Screw	8
23	36384	77BM-6531-BB	Support, Rocker Arm Shaft	4
24	36389	E630031-S101	Washer, B10 x 20 x 2.5	4
25	36390	E800509-S72	Bolt, Rocker Support	4
26	36402	DORY-6587-A	Spring, Locating	3
▽ 27	36405	88BM-6A557-AA	Shaft Assembly, Rocker Arm	1
▲ 28	36406	357966-S	Plug, Rocker Arm Shaft, 11 mm	2
29	36407	77BM-6598-AB	Washer, Spring	2
30	36408	DORY-6590-A	Washer, Flat	2
31	36409	72025-S7	Pin, Cotter, 2.3 mm	2

Fig. 4 - Crankshaft and Piston Group

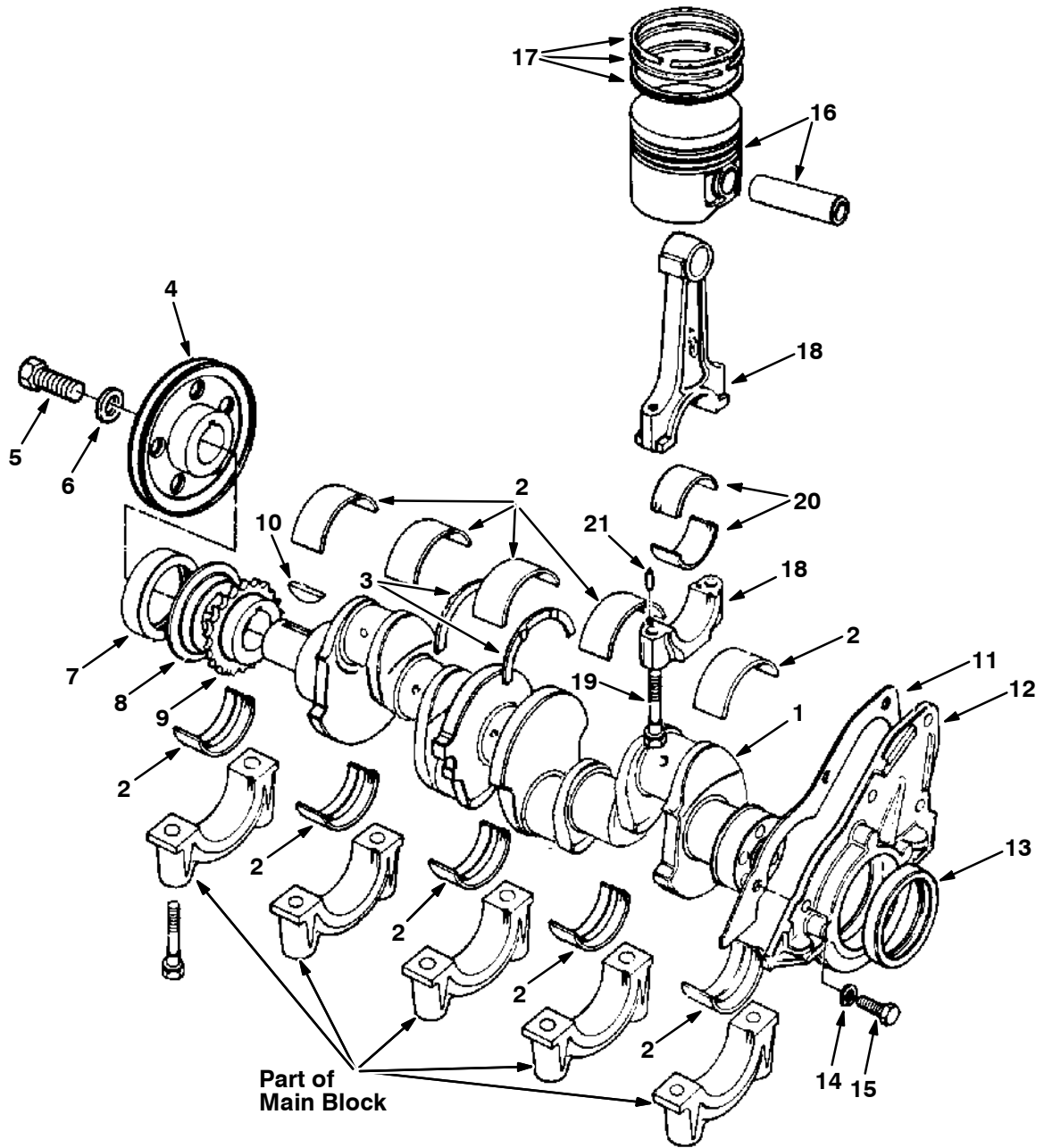


Fig. 4 - Crankshaft and Piston Group

Ref.	Tennant Part No.	Ford Part Number	Description	Qty.
1	36322	89BM-6303-DA	Crankshaft Assembly	1
2	36410	89BM-6333-AA	Main Bearing, Crankshaft, Upper Std OD, Std ID	-
2	36411	89BM-6333-BA	Main Bearing, Crankshaft, Upper Std OD, 0.005 US ID	-
2	36412	89BM-6333-CA	Main Bearing, Crankshaft, Upper Std OD, 0.010 US ID	-
2	36413	89BM-6333-DA	Main Bearing, Crankshaft, Upper 0.015 OS OD, Std ID	-
2	36414	89BM-6333-EA	Main Bearing, Crankshaft, UpperStd OD, 0.020 US ID	-
2	36415	89BM-6333-FA	Main Bearing, Crankshaft, Upper Std OD, 0.030 US ID	-
2	36416	89BM-6333-GA	Main Bearing, Crankshaft, Upper 0.015 OS OD, 0.010 US ID	-
2	36418	89BM-6333-HA	Main Bearing, Crankshaft, Upper 0.015 OS OD, 0.020 US ID	-
2	61545	89BM-6331-AA	Main Bearing, Crankshaft, Lower Std OD, Std ID	-
2	61546	89BM-6331-BA	Main Bearing, Crankshaft, Lower Std OD, 0.005 US ID	-
2	61547	89BM-6331-CA	Main Bearing, Crankshaft, Lower Std OD, 0.010 US ID	-
2	61548	89BM-6331-DA	Main Bearing, Crankshaft, Lower 0.015 OS OD, Std ID	-
2	61549	89BM-6331-EA	Main Bearing, Crankshaft, Lower Std OD, 0.020 US ID	-
2	61550	89BM-6331-FA	Main Bearing, Crankshaft, Lower Std OD, 0.030 US ID	-
2	61551	89BM-6331-GA	Main Bearing, Crankshaft, Lower 0.015 OS OD, 0.010 US ID	-
2	61552	89BM-6331-HA	Main Bearing, Crankshaft, Lower 0.015 OS OD, 0.020 US ID	-
3	36419	89BM-6A341-AA	Washer, Main Bearing Thrust, Std	2
3	36421	89BM-6A341-BA	Washer, Main Bearing Thrust, 0.015 OS	-
4	36422	89BM-6312-AA	Pulley, Crankshaft, 1 Groove	1
5	36423	89BM-6K340-AA	Bolt, Pulley to Crankshaft, M12 x 32	1
6	07707	E830135-S76	Washer, Pulley to Crankshaft, B12	1
7	36257	83BM-6700-A4A	Seal, Front Cover	1
8	36424	D8RZ-6310-A	Slinger, Oil	1
9	37321	DORY-6306-A	Sprocket	1
10	37312	DORY-6B316-A	Key, Woodruff	1
11	36259	89BM-6344-BA	Gasket, Rear Retainer	1
12	36430	86BM-6K318-AA	Retainer Assembly, Rear	1
13	37343	86HM-6701-AIA	Seal, Crankshaft Rear	1
14	36431	E630173-S71M	Washer, B8 Lock	4
15	37181	E602187-S82	Bolt, M8 x 20	4
16	36432	89BM-6102-DA	Piston, Pin and Ring Assembly, Std	-
16	36433	89BM-6102-EA	Piston, Pin and Ring Assembly,	-
16	36445	89BM-6102-FA	Piston, Pin and Ring Assembly,	-
17	42361	89BM-6148-DA	Ring Set, Piston, Std	-
17	75809	89BM-6148-EA	Ring Set, Piston, 0.020 OS	-
17	75817	89BM-6148-FA	Ring Set, Piston, 0.040 OS	-
18	61527	89BM-6200-AD	Rod Assembly, Connecting	4
19	36454	89BM-6214-DB	Bolt, Connecting Rod	8
20	36463	89BM-6211-AA	Bearing, Connecting Rod, Std	8
20	36467	89BM-6211-BA	Bearing, Connecting Rod, 0.001 US	-
20	36469	89BM-6211-CA	Bearing, Connecting Rod, 0.010 US	-
20	36483	89BM-6211-DA	Bearing, Connecting Rod, 0.020 US	-
20	36493	89BM-6211-EA	Bearing, Connecting Rod, 0.030 US	-
21	36590	116336-ES100	Dowel Pin, Connecting Rod	8

Fig. 5 - Oil Pump and Oil Pan Group

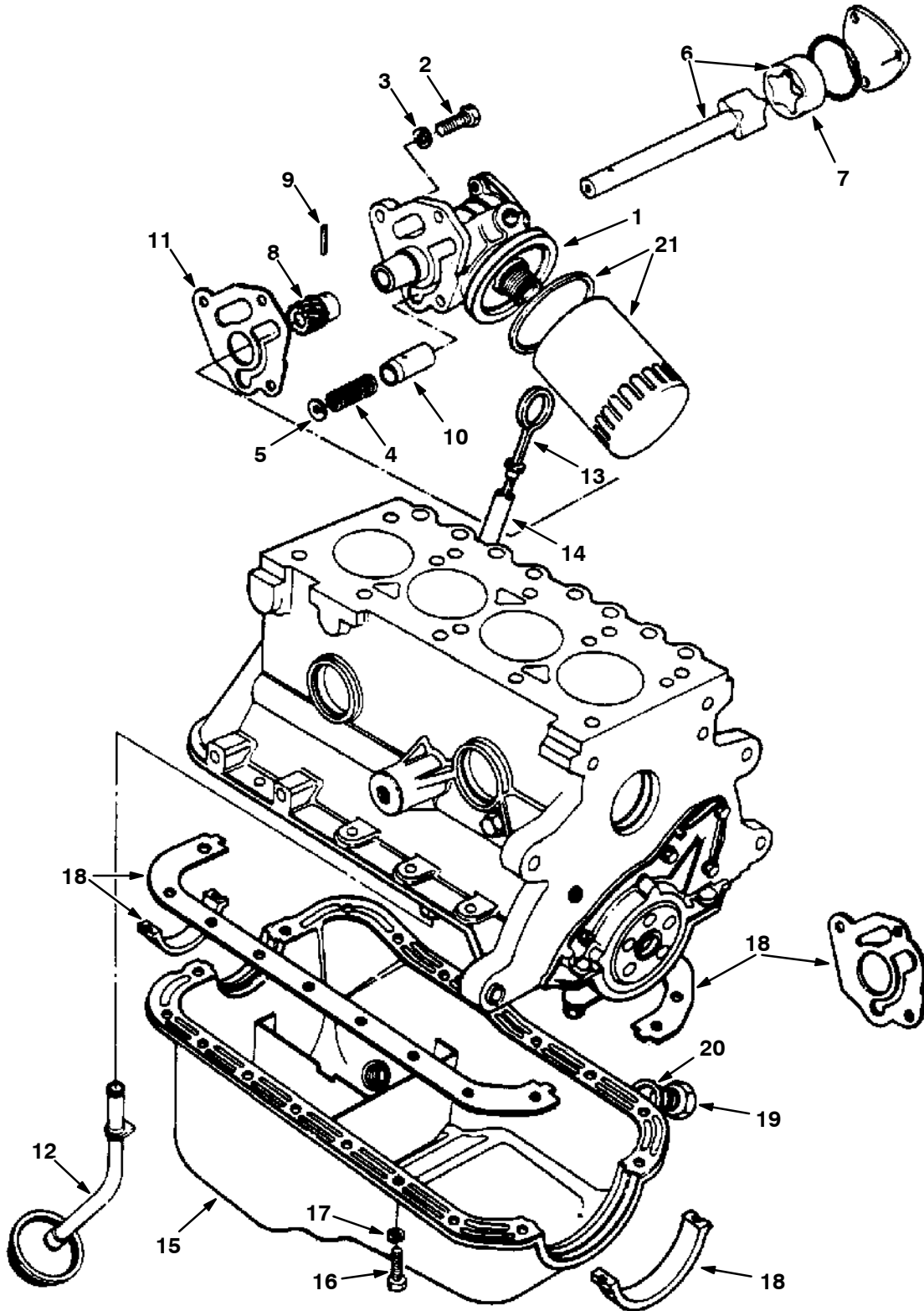
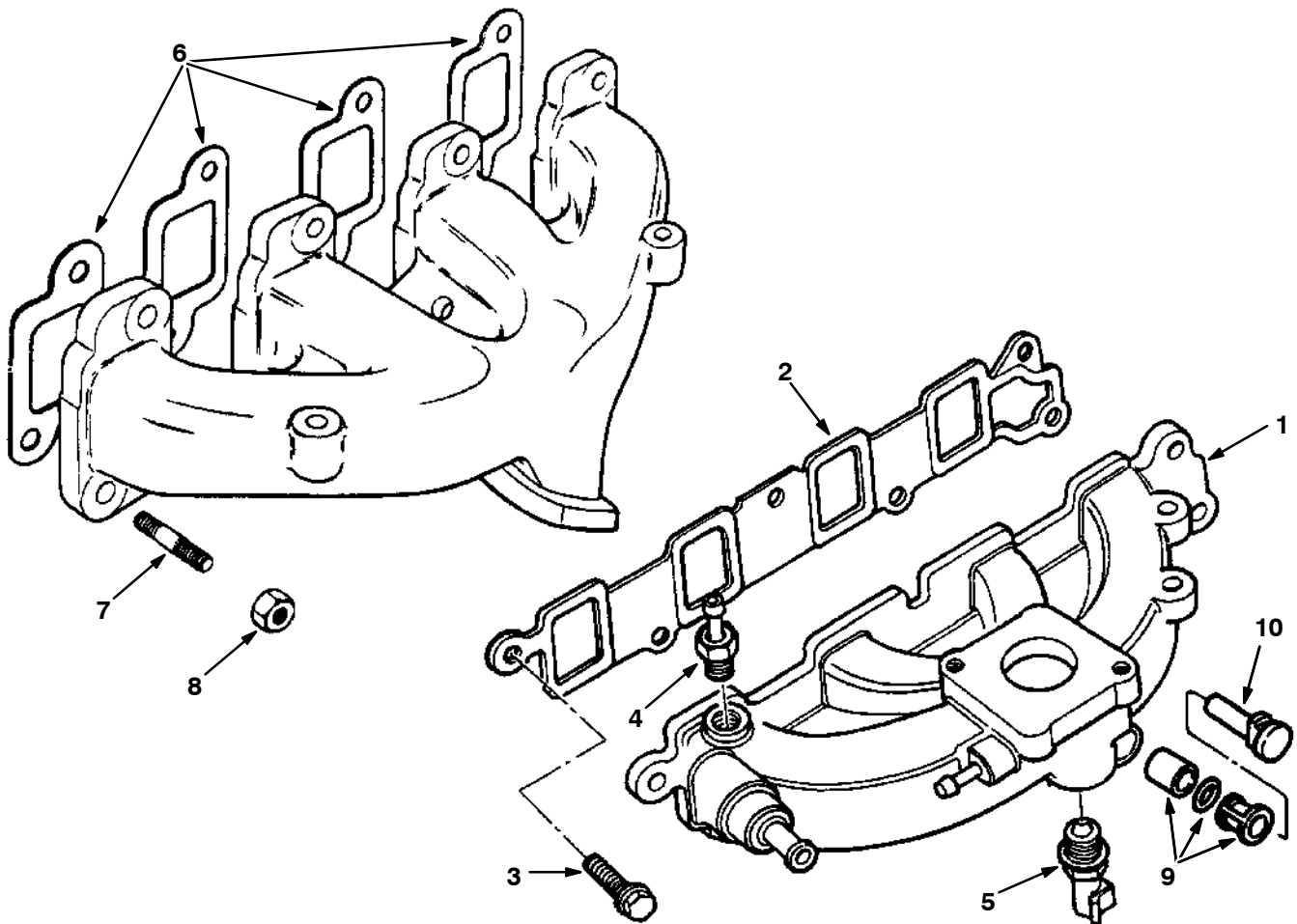


Fig. 5 - Oil Pump and Oil Pan Group

	Ref.	Tennant Part No.	Ford Part Number	Description	Qty.
▽	1	07710	D8RZ-6600-A	Pump, Oil	1
▲	2	36748	E800519-S72	Bolt	3
▲	3	36431	E630173-S71M	Washer, B8 Lock	3
▲	4	36904	DORY-6670-A	Spring	1
▲	5	36923	DORY-6666-A	Plug (Replaced by none)	1
▲	6	10075	D1FZ-6608-B	Rotor and Shaft	1
▲	7	37403	116682-ES	Seal, Cover Plate	1
▲	8	36780	DORY-6652-A	Gear	1
▲	9	36867	72432-S	Pin, Drive Gear	1
▲	10	36881	DORY-6674-A	Plunger	1
	11	36764	89BM-6659-AA	Gasket, Oil Pump to Block	1
	12	36765	86BM-6617-AA	Tube Assembly, Oil Pickup	1
	13	36924	92BM-6750-AA	Indicator, Oil Level	1
	14	37053	89BM-6784-AA	Tube, Oil Level Indicator	1
	15	37098	86BM-6675-AA	Oil Pan and Plug	1
	16	37099	E602165-S72	Bolt, M6 x 14, Oil Pan	18
	17	36373	34805-S8	Washer, 1/4 Lock	18
	18	10806	A850X-6013-AA	Kit, Oil Pan Gasket	1
	19	37127	E9DZ-6730-B	Plug, Oil Drain	1
	20	37157	E9DZ-6734-B	Gasket, Oil Drain Plug	1
	21	19205		Filter, Engine Oil	1

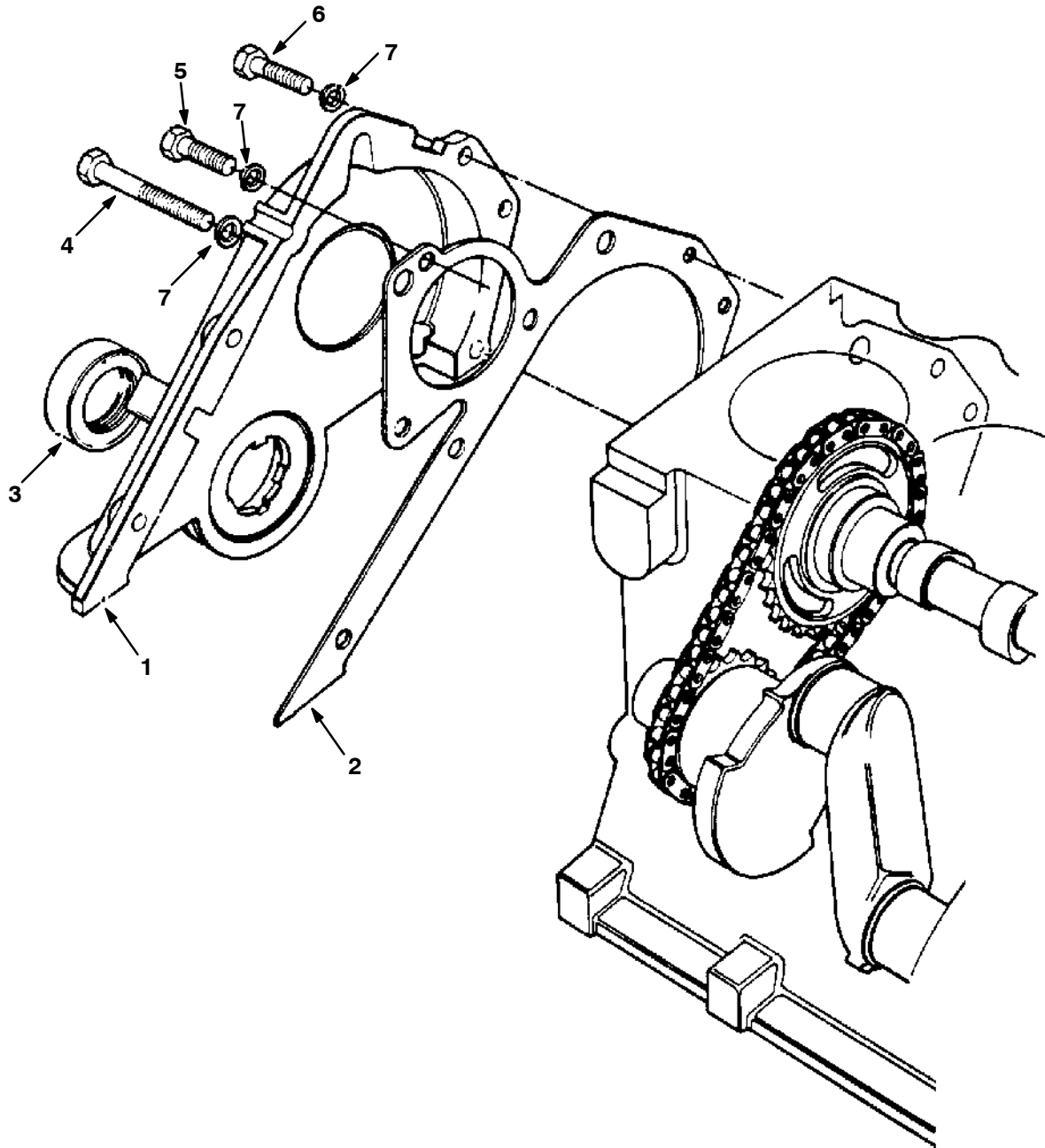
Fig. 6 - Manifold Group



07949 - 6500L, 8200, G, LP

Ref.	Tennant Part No.	Ford Part Number	Description	Qty.
1	37194	89BF-9424-AD	Manifold, Intake	1
2	37195	89BM-9441-AB	Gasket, Intake Manifold	1
3	37196	E800157-S72	Bolt, M8 x 25	6
4	37198	77BF-9K442-AA	Adapter, Vacuum	1
5	84989	F57Z-12A648-AA	Sensor, Water Temperature	1
6	61556	89BM-9448-BA	Gasket, Exhaust Manifold	4
7	30327		Stud	8
8	08165		Nut, Hx Stover M8 x 1.25	8
9	21784	87AB-2A411-BA	Manifld Insert	1
10	21785	87AB-9H490-AA	Plug	1

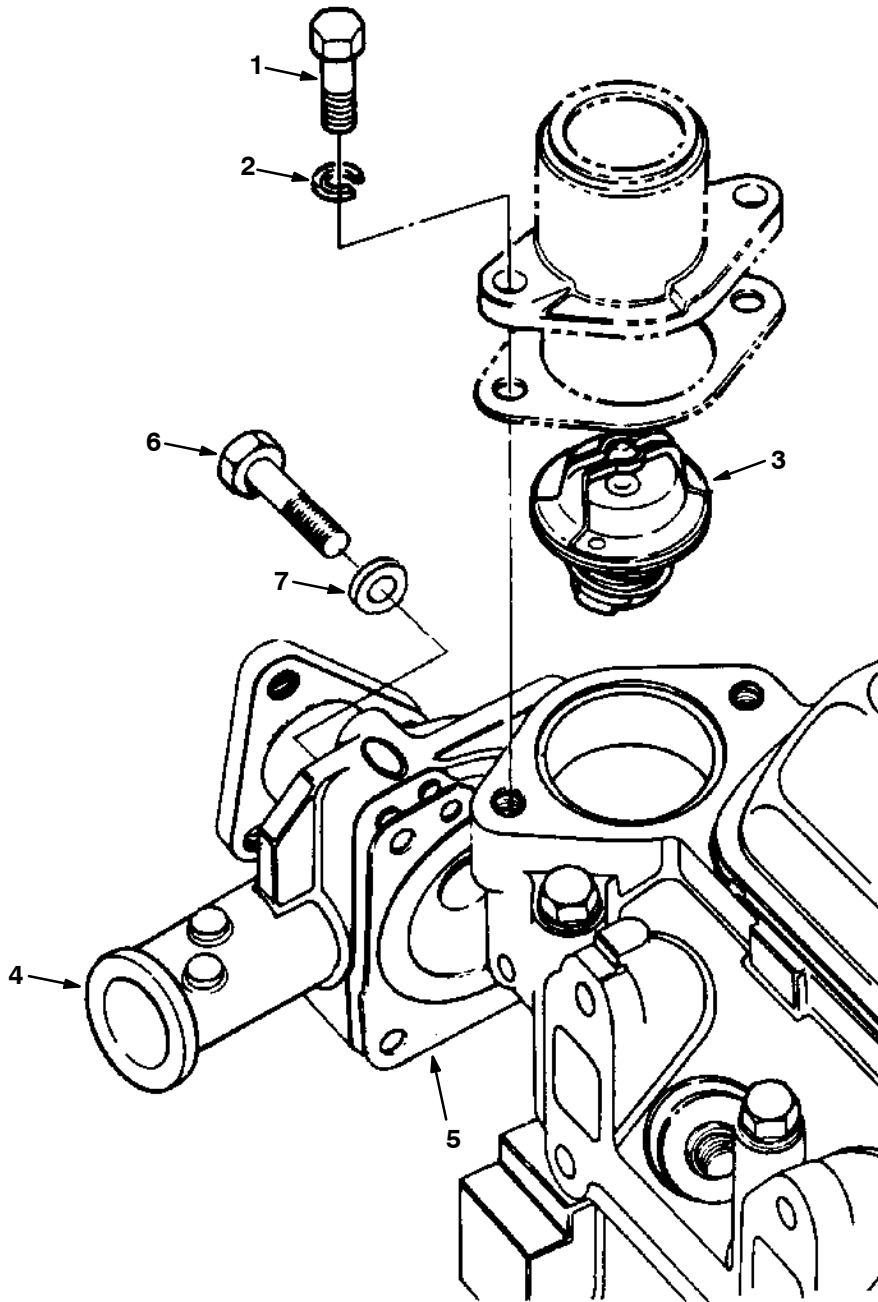
Fig. 7 - Front Cover Assembly Group



04708 - G, LP

Ref.	Tennant Part No.	Ford Part Number	Description	Qty.
▽ 1	36332	89BM-6019-AA	Cover and Seal Assembly, Cylinder Front	1
▲ 2	52484	89BM-6020-AA	Gasket, Front Cover	1
▲ 3	36257	83BM-6700-A4A	Seal, Front Cover	1
4	36337	E800518-S72	Bolt, M6 x 45, Front Cover to Block	1
5	39047	E600113-S72	Bolt, M6 x 40, Front Cover to Block	3
6	36338	E800512-S72	Bolt, M6 x 18, Front Cover to Block	4
7	36339	E832108S71M	Washer, Lock, M6, Front Cover and W/P to Block	8

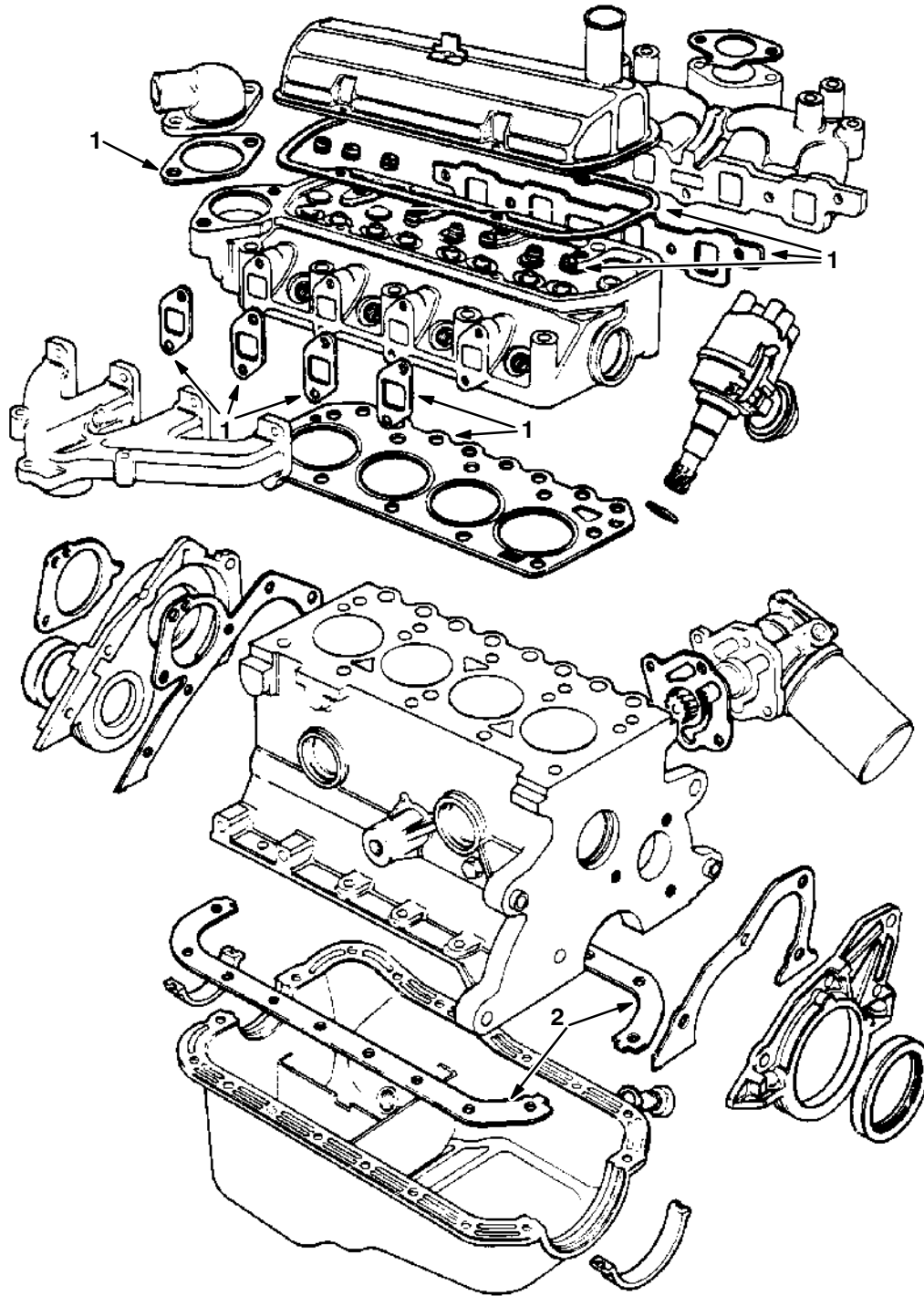
Fig. 8 - Water Pump Group



04709 - G, LP

Ref.	Tennant Part No.	Ford Part Number	Description	Qty.
1	37181	E602187-S82	Bolt, M8 x 20	2
2	36431	E630173-S71M	Washer, B8 Lock	2
3	37327	RT-351	Thermostat, 180 Degree	1
4	26431	92BX-8591-AA	Water Pump	1
5	37189	89BM-8507-AA	Gasket, Water Pump	1
6	37193	E600113-S72	Bolt, M6 x 40, Front Cover and W/P to Block	3
7	36339	E832108-S71M	Washer, M6 Lock	3

Fig. 9 - Gaskets Group



04711 - G, LP

Ref.	Tennant Part No.	Ford Part Number	Description	Qty.
▽	36253	88BX-6008-BA	Engine Gasket Kit, Complete	1
▲ 1	36254	88BX-6014-BA	Engine Gasket Kit, Upper	1
▲ 2	10806	A850X-6013-AA	Pan Gasket Kit	1

Fig. 10 - Distributorless Ignition Group

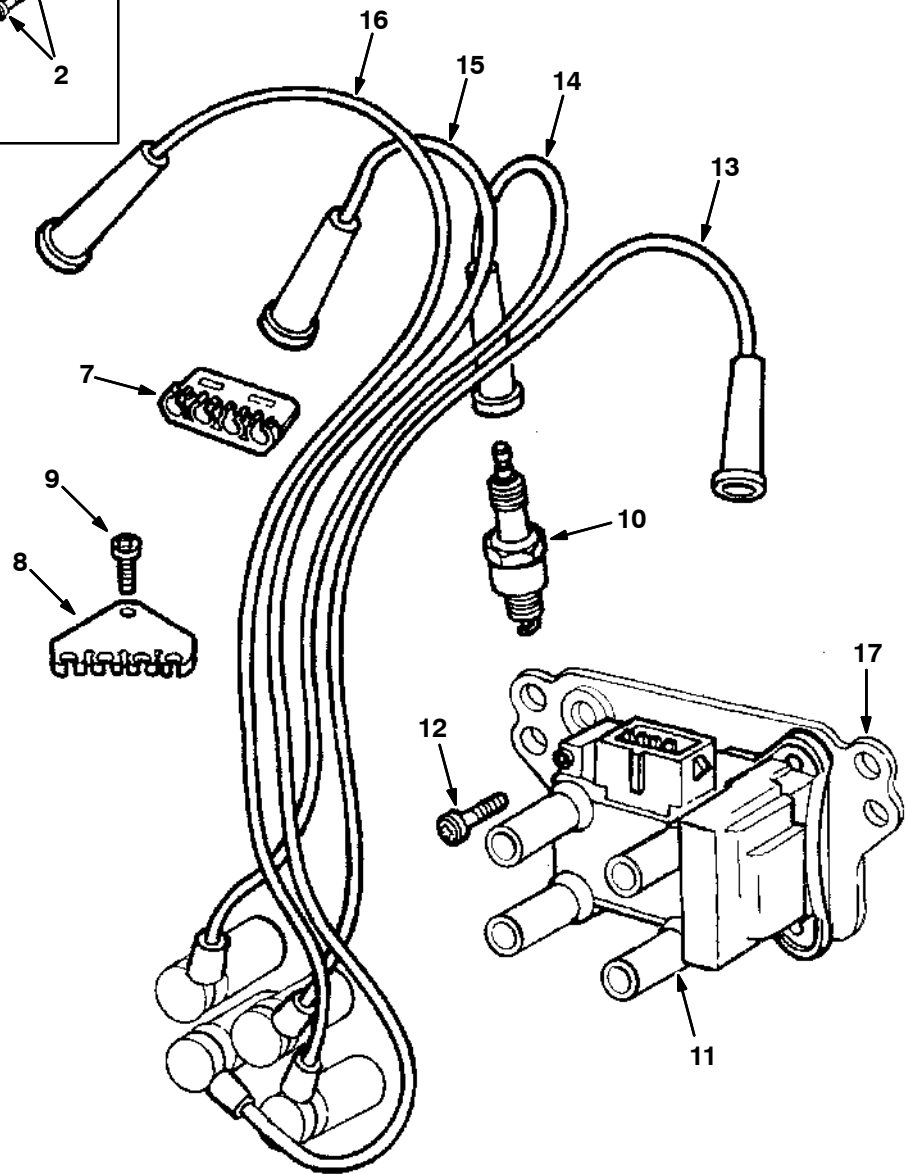
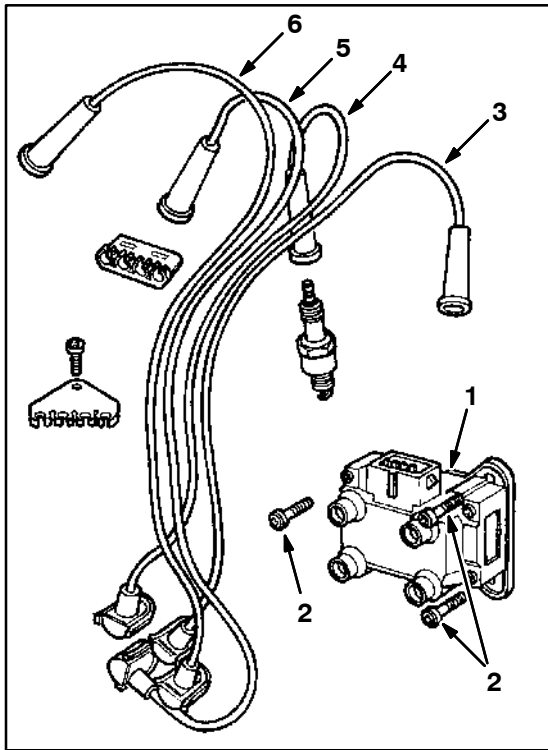


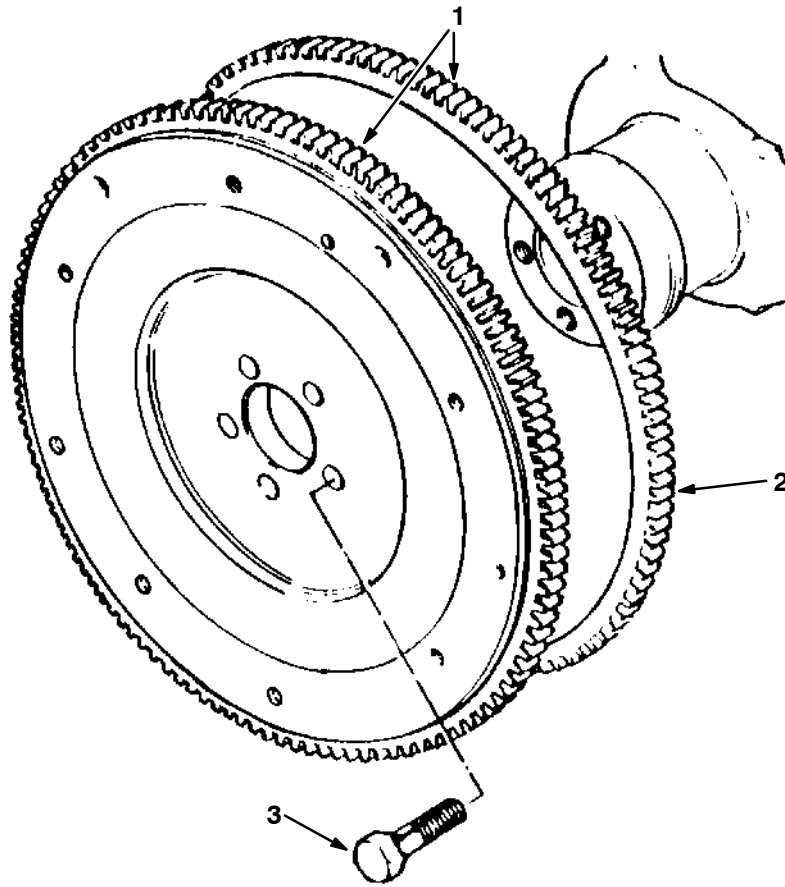
Fig. 10 - Distributorless Ignition Group

Ref.	Tennant Part No.	Ford Part Number	Description	Qty.
1	39025	89BF-12024-A1B ①	Coil and Bracket Assembly, Ignition	1
2	39026	E804335-S201 ①	Screw, M8 x 14	3
3	39038	89BF-12286-AD ①	Wire, Spark Plug, No. 1	1
4	39040	89BF-12283-AD ①	Wire, Spark Plug, No. 2	1
5	39041	89BF-12284-AD ①	Wire, Spark Plug, No. 3	1
6	39042	89BF-12287-AC ①	Wire, Spark Plug, No. 4	1
7	39043	E865648-S	Separator, Ignition Wire	1
8	39044	89BF-12297-AA	Separator, Ignition Wire	1
9	39045	E802166-S76	Screw, M4 x 10	1
10	39046	87YF-12405-AB	Spark Plug	4
11	374666	988F-12029-AC ②	Coil and Bracket Assembly, Ignition	1
12	374672	W505574-S309 ②	Screw, M5x16	4
13	374667	98BF-12286-DA ②	Wire, Spark Plug, No. 1	1
14	374668	98BF-12283-DA ②	Wire, Spark Plug, No. 2	1
15	374669	98BF-12284-DA ②	Wire, Spark Plug, No. 3	1
16	374670	98BF-12287-DA ②	Wire, Spark Plug, No. 4	1
17	374671	98BF-12257-AA ②	Bracket, Coil Mount	4

① Tennant Serial Number (000000-xxxxxx)

② Tennant Serial Number (xxxxxx-)

Fig. 11 - Flywheel Group



04710 - G, LP

	Ref.	Tennant Part No.	Ford Part Number	Description	Qty.
▽	1	36591	89BM-6375-BA	Flywheel and Ring Gear Assembly	1
▲	2	52488	D8RZ-6384-A	Ring, Gear	1
	3	36630	D2RY-6379-A	Bolt, M10 x 22.5, Flywheel to Crankshaft	5
		36646	D1FZ-6397-B	Dowel	3

SECTION 6

CONTENTS	PAGE
PART NUMBER TO PAGE NUMBER CROSS REFERENCE LIST	6-2
PART DESCRIPTION TO PAGE NUMBER CROSS REFERENCE LIST	6-13

CROSS REFERENCE

PART NUMBER TO PAGE NUMBER CROSS REFERENCE LIST

Part Number	Page Number	Part Number	Page Number	Part Number	Page Number
A850X-6013-AA	5-9, 5-13	F57Z-12A648-AA	5-10	06945	2-13, 2-33, 2-37, 2-39, 3-44
D1FZ-6284-A	5-5	F5RZ-6C315-A	5-3	06967	2-13
D1FZ-6345-A	5-3	IB3614	4-11	07049	3-44
D1FZ-6397-B	5-16	N602166-S2	5-5	07450	2-93
D1FZ-6608-B	5-9	RT-351	5-12	07464	2-37
D2RY-6379-A	5-16	W505574-S309	5-15	07562	2-41
D8RZ-6026-A	5-3	00500-15	4-8, 4-9	07598	2-37, 2-39
D8RZ-6310-A	5-7	00966	4-11	07705	2-2, 5-2
D8RZ-6384-A	5-16	01047	3-31	07707	5-7
D8RZ-6600-A	5-9	01314	2-7, 2-25	07710	5-9
D8RZ-6767-A	5-3	01318	2-13, 2-15	07791	2-65, 3-73, 3-75
DORY-6026-A	5-2, 5-3	01335	2-79	07792	3-73, 3-75
DORY-6255-A	5-5	01683	2-71, 2-73	07805	2-83, 2-95, 2-97
DORY-6258-A	5-5	01684	2-3, 2-4, 2-7, 2-65, 2-67, 2-69, 2-73, 2-75, 2-79, 2-95, 2-97, 3-33, 3-73, 3-75	08165	2-29, 5-10
DORY-6261-A	5-5			08179	2-93
DORY-6261-B	5-5			08182	2-57, 2-71, 3-71
DORY-6262-B	5-5			08708	2-13, 2-23, 2-27, 2-33, 2-37, 2-39, 2-77
DORY-6262-C	5-5	01685	2-3, 2-4, 2-7, 2-65, 2-67, 2-73, 2-77, 2-87	08709	2-13, 2-43, 2-93, 2-97
DORY-6268-A	5-5			08711	2-13, 2-15, 2-79
DORY-6269-A	5-5	01754	2-23	08712	2-3, 2-59, 2-65, 2-67, 2-69, 2-71, 2-73, 2-75, 2-79, 3-75
DORY-6306-A	5-7	01760	2-75		
DORY-6549-B	5-5	01997	2-37, 2-39	08713	2-3, 2-4, 2-7, 2-65, 2-67, 2-73, 2-89
DORY-6587-A	5-5	02076	2-31	08716	2-3, 2-67, 2-73, 2-75, 2-79
DORY-6590-A	5-5	02126	3-29		
DORY-6652-A	5-9	02129	3-29	09007	2-3, 2-65, 2-69, 3-75
DORY-6666-A	5-9	02469	2-107, 2-109	09010	2-3, 2-65, 2-73
DORY-6670-A	5-9	02506-6	3-55	09011	2-7
DORY-6674-A	5-9	02603	4-6, 4-7	09026	2-71, 2-89
DORY-6B316-A	5-7	02645	4-6, 4-7	09028	2-93
E43-CPI	5-5	02646	4-6, 4-7	09029	2-79
E600113-S72	5-11, 5-12	02647	4-6, 4-7	09088	2-57
E600116-S204	5-5	02650	4-3	09146	2-23
E602165-S72	5-9	02705	4-3	09342	2-7
E602187-S82	5-7, 5-12	02706	4-3	09739	2-71, 2-73
E602351-S72	5-5	02709	4-3	09740	2-65, 2-91, 2-93, 2-97
E630024-S201	5-2	02712	2-81, 2-83	09741	2-79
E630031-S101	5-5	02738	2-33	09744	2-71
E630173-S71M	5-7, 5-9, 5-12	02740	2-41	09774	2-79
E800157-S72	5-10	02741	2-41	09775	2-63
E800509-S72	5-5	02850	3-53	09900-1	2-113
E800512-S72	5-11	02887	2-29	10075	5-9
E800516-S72	5-2	02942	2-87	10137	2-50, 2-51
E800518-S72	5-11	02994	2-21	10632-1	2-75
E800519-S72	5-9	02995	2-21, 3-71	10632-12	3-31, 3-37
E802166-S76	5-15	03026	2-41	10632-13	2-49
E802666-S72	5-3	04414	2-31	10632-18	3-8, 3-9, 3-10, 3-11, 3-12, 3-13, 3-15, 3-17, 3-19, 3-35, 3-45
E804335-S201	5-15	04483	2-2, 2-3, 4-16	10632-4	3-69
E830135-S76	5-7	04706	2-81	10632-5	2-23
E832108-S71M	5-12	04733-10	2-21, 3-71	10632-9	3-8, 3-9, 3-10, 3-11, 3-12, 3-13, 3-15, 3-17, 3-19
E832108S71M	5-11	04843	2-61	10652	2-47
E840126-S	5-2	05686	2-61, 2-63		
E865648-S	5-15	06474A	2-73		
E890100-S	5-3	06549	3-7		
E93A-6253-A	5-5	06927	3-53		
E9DZ-6730-B	5-9	06942	2-13, 2-27, 2-39		
E9DZ-6734-B	5-9	06943	2-39		
EN2166-S72	5-5	06944	2-33, 2-37, 2-39		
F1ZZ-6026-A	5-3				

CROSS REFERENCE

Part Number	Page Number	Part Number	Page Number	Part Number	Page Number
10795	2-29	21246	2-7	30327	5-10
10806	5-9, 5-13	21642	2-7	30407	2-31, 2-41, 2-51
11211	2-71	21784	5-10	30468	2-29
11329	2-4, 2-67, 2-77	21785	5-10	30533	3-54
11442-1	2-37, 2-39	21915	4-13	30550	2-29
11531	2-49	21951	4-6, 4-7	30553	2-42
11631	2-97	21952	4-6, 4-7	30559	2-42
116336-ES100	5-7	21953	4-6, 4-7	30570	2-42
11636	2-79, 3-66	222460	2-57, 2-59, 2-89, 2-91	31249	3-29
116682-ES	5-9	222504	2-73	31354	4-8, 4-9, 4-10
11842	2-63	222683	2-23	31373	4-10
11893	2-69	222809	2-7	31375	4-8, 4-9
11984	2-33	22308-3	2-47	31380	4-10
12267	2-89, 2-91, 2-93	22654	4-9, 4-10	31381	4-8, 4-9
12271	2-17, 2-23, 3-31	23156	2-37, 2-39	31385	4-10
12459	2-3, 2-69, 3-33, 3-73, 3-75	23163	2-111	31507	3-37
13015	2-51	23182	2-111	31517	2-49
13115	2-111	23191	2-21, 3-71	31518	2-49
13156	2-95	23210	3-15, 3-17, 3-19	31524	2-41
13301	2-8, 2-9	23211	3-15, 3-17, 3-19	31526	2-42
13904	4-13	23274	3-73, 3-75	31543	2-33, 2-37, 2-39, 3-37, 3-41, 3-43
13907	4-13	23498	2-81, 2-83, 3-49, 3-51	31599	2-101
14131	2-45	23524	2-71	31613	2-111
14242	2-57	23788-1	2-85	31719	2-107, 2-109
14432	2-41	23788	2-59, 2-85	31755	2-49
14601	2-17	23999-6	3-49, 3-51	31922	3-3, 3-5
14983	3-66, 3-67	24012	2-43	31988	2-23
15555-1	2-45	24013	2-29	32126	2-2, 2-3, 2-53
15648	2-13, 2-15	24047	2-47	32366	2-39
15678	2-65, 2-95	24199	2-71, 2-73	32485	3-44
16081	2-15	24339	2-2, 2-3, 2-53	32486	2-73
16082	2-87	24576-1	3-3, 3-5, 3-15, 3-17, 3-19	32490	2-13, 2-23, 2-27, 2-77
16213	2-61	24576	3-15, 3-17, 3-19	32491	2-13, 2-15, 2-21, 2-77, 2-89, 2-93, 2-97, 3-39, 3-41, 3-43
16369	2-11	24593	3-43	32492	2-87, 3-71
16376	2-111	24595	3-45	32493	2-13, 2-15
16455	2-85	24899	2-95, 2-97	32494	2-79
16695	4-8, 4-9, 4-10	24924	2-33	32716	2-89, 2-91, 2-93
16735	2-21, 3-71	24928-1	2-47	32822	3-49, 3-51
16738	2-33	25312	3-57	32969	2-57
16786	2-85	25610	2-45	32982	3-44
16931	2-13, 2-15, 2-43, 3-73, 3-75	25887	2-97	32987	2-97
16944	2-25, 2-91, 2-93	26103	2-71	330270	3-76
17200	2-75, 2-77	26395-1	2-47	330271	3-76
17414	2-29, 2-37, 2-39	26395-2	2-81, 2-83, 3-5, 3-53	330272	3-76
17521	2-39	26431	5-12	330273	3-76
19066	2-33, 2-37, 2-39, 3-43, 3-53	26496	2-47	330274	3-76
19200	2-29	27048	2-39, 2-47	330275	3-76
19205	2-2, 2-29, 5-9	27767	2-39, 3-37	330710	3-76
19252	2-31	27988	3-44	330715	3-76
19637	2-107, 2-109	29558	2-89	33671	2-50
19644	2-107	29584	2-89	33807	2-11, 2-27
19689	2-29	30013	2-43, 2-113	33930	2-65, 2-67
19760	2-37, 2-39	30251	2-95, 2-97	33951	2-33, 2-35
19768	2-23	30252	2-95, 2-97	34096	2-71
19827	3-21	30253	2-95, 2-97	34176	4-8, 4-9
20177	3-44	30255	2-95, 2-97	34280	3-29
21198	3-44	30268	3-37	34323	2-99
		30305	2-33, 2-37		
		30316	2-29		

CROSS REFERENCE

Part Number	Page Number	Part Number	Page Number	Part Number	Page Number
34330	2-21	36340	5-5	367679	2-83
34359	2-87	36342	5-5	36780	5-9
34392	2-71	36343	5-5	367987	3-41, 3-43
34725	2-71	36344	5-5	36867	5-9
34805-S8	5-5, 5-9	36345	5-5	36881	5-9
34813	2-23	36348	5-5	36904	5-9
34848	3-3	36349	5-5	36923	5-9
34868	3-69	36372	5-5	36924	5-9
34877	3-49, 3-51	36373	5-5, 5-9	369781	2-57, 2-59
35033	2-101	36374	5-5	369817	2-75
35296	3-37	36375	5-5	370008	2-5
353055-S7	5-3	36381	5-5	370009	2-5
35488	2-107, 2-109	36382	5-5	370115	3-33
35493	4-11	36383	5-5	370116	3-33
357966-S	5-5	36384	5-5	370117	3-33
35973	2-97	36389	5-5	370118	3-33
360109	2-97	36390	5-5	370119	3-33
360110	2-97	36402	5-5	370120	3-33
360467	2-93, 2-113	36405	5-5	370121	3-33
360492	2-97	36406	5-5	370122	3-33
36050	2-2, 2-33	36407	5-5	370124	3-33
360943	2-79, 2-83, 3-5	36408	5-5	370125	3-33
361025	2-53, 4-6	36409	5-5	370129	3-33
361075	2-23, 3-69	36410	5-7	370130	3-33
361339	2-31, 2-83	36411	5-7	370143	3-27
36253	5-13	36412	5-7	370146	3-29
36254	5-13	36413	5-7	370159	3-33
36257	5-7, 5-11	36414	5-7	370181	2-55
36259	5-7	36415	5-7	37053	5-9
36263	5-3	36416	5-7	37083-1	3-35
36264	5-3	36418	5-7	37098	5-9
36267	5-3	36419	5-7	37099	5-9
36268	5-3	36421	5-7	37127	5-9
36272	5-3	36422	5-7	37157	5-9
36273	5-3	36423	5-7	37181	5-7, 5-12
36274	5-3	36424	5-7	37189	5-12
36275	5-3	36430	5-7	37193	5-12
36276	5-3	36431	5-7, 5-9, 5-12	37194	5-10
36278	5-3	36432	5-7	37195	5-10
36279	5-2	36433	5-7	37196	5-10
36281	5-2	36438	3-15, 3-17, 3-19	37198	5-10
36297	5-2	36439	3-15, 3-17, 3-19	37306	5-5
36298	5-2	36445	5-7	37307	5-5
36300	5-2	364498	2-79	37312	5-7
36307	5-2	36454	5-7	37313	5-2, 5-3
363087	2-93	36463	5-7	37316	5-5
36315	5-2	36467	5-7	37317	5-5
36318	5-2	36469	5-7	373201	4-5
36319	5-2	364697	2-73	373207	4-5
36321	5-2	36483	5-7	37321	5-7
36322	5-7	36493	5-7	373211	4-5
36324	5-2	365103	2-39	373217	4-7
36325	5-2	36590	5-7	373226	4-7
36328	2-13, 2-15, 2-65, 2-79	36591	5-16	373227	4-5
36330	5-2	36630	5-16	373229	4-5
36331	5-2	36643	2-63	373232	4-5
36332	5-11	36646	5-16	373234	4-5
36337	5-11	36748	5-9	373235	4-5
36338	5-11	36764	5-9	373236	4-7
36339	5-11, 5-12	36765	5-9	373243	4-5

CROSS REFERENCE

Part Number	Page Number	Part Number	Page Number	Part Number	Page Number
373244	4-5	374669	5-15	379702	2-3, 2-73
373260	4-7	374670	5-15	379703	2-3, 2-73
373267	4-5	374671	5-15	379704	2-4, 2-67
37327	2-29, 5-12	374672	5-15	379705	2-2, 2-3, 2-4, 2-67
373285	4-5	374676	2-43	379706	2-2, 2-3, 2-67
373286	4-5	374677	2-43	379707	2-67
373287	4-5	374688	3-62	379708	2-83
373288	4-5	374689	3-62	379719	3-69
373289	4-5	374691	2-43	379726	2-67
373290	4-5	374710	2-57	379727	2-67
373291	4-7	374711	2-57	379728	2-73
373292	4-7	375117	2-31	379732	2-61
37337	5-5	375202	2-83	379733	2-51
37343	5-7	375209	2-81, 2-83	379744	2-135
37403	5-9	375227	3-53	379750	2-2, 2-9
374127	2-33, 2-35	375249	2-81, 2-83	379751	2-2, 2-8
374504	2-99	375306	3-38	379752	2-7
374505	2-99	375311	3-25	379755	2-8, 2-9
374507	2-69	375411	2-11	379756	2-8, 2-9
374513	2-31	375412	2-33, 2-37, 2-39	379764	2-77
374514	3-37	375413	2-33, 2-37, 2-39	379781	2-81
374516	2-42	375414	2-33, 2-37, 2-39	379784	2-77
374517	2-7	37555	4-8, 4-9, 4-10	379785	2-65
374520	2-61	37693	5-5	379786	2-77
374523	2-17	37694	5-5	379787	2-77
374526	2-45	378972	2-99	379788	2-79
374527	2-33	379530	2-81	379789	2-79
374529	2-33	379531	2-81	379791	2-3, 2-73
374532	2-37	379532	2-87	379792	2-4, 2-67
374547	2-113, 4-13	379534	2-87	379793	2-109
374548	2-113	379535	2-65	379797	3-73, 3-75
374549	2-113	379551	2-75, 2-79	379800	3-73, 3-75
374552	2-53	379555	2-81, 2-83	379801	3-73, 3-75
374553	2-53	379556	2-81	379803	3-73, 3-75
374559	2-53, 4-7	379557	2-87	379804	3-73, 3-75
374560	2-53	379558	2-81	379805	3-73, 3-75
374561	2-53	379560	2-81	379806	3-73, 3-75
374563	2-53	379564	2-13	379807	3-73
374567	2-113	379565	2-15	379809	2-73
374573	2-89	379574	2-7	379810	3-73, 3-75
374593	3-37	379590	2-67	379812	2-67
374602	3-61	379591	2-77	379814	2-4, 2-67
374604	3-63	379596	2-135	379815	2-87
374605	3-63	379605	2-115, 4-5	379816	2-83
374607	3-64	379607	2-87, 4-10	379817	2-83
374608	3-64	379608	2-95, 2-97, 4-9	379820	2-79
374625	2-33, 2-35	379625	3-65	379821	2-73
374632	5-3	379629	2-2, 2-3	379822	2-81, 2-83
374637	2-33	379644	2-129	379823	2-81, 2-83
374638	2-33	379650	2-129	379827	2-79
374639	2-33	379654	2-129	379828	3-76
374643	2-29	379656	2-27	379829	2-67, 2-73, 2-83
374648	2-37	379658	2-23	379830	2-83
374649	2-37	379659	2-23	379831	2-4, 2-67
374651	3-29	379665	2-27, 2-81, 2-83	379832	2-73
374653	3-29	379684	2-89	379833	2-79
374654	3-29	379686	2-89	379834	2-67
374666	5-15	379698	2-3, 2-73	379835	2-67
374667	5-15	379699	2-3, 2-73	379841	2-3
374668	5-15	379701	2-73	379842	2-3

CROSS REFERENCE

Part Number	Page Number	Part Number	Page Number	Part Number	Page Number
379844	3-67	383258	2-93	393362	3-43
379849	2-81, 2-83	383263	2-93	393363	3-45
379851	3-5	383265	2-93	393366	3-38
379853	3-5	383268	3-71	393377	3-44
379855	3-5	383722	2-2, 2-27, 3-31	393378	3-44
379871	2-13	383725	3-45	393381	3-41, 4-19
379874	3-75	383732	2-31	393384	3-39, 4-20
379881	2-77	38490	4-6, 4-7	393387	3-43
379882	2-81, 2-83	38978	3-76	393388	3-44
379883	2-75, 2-79	39005	2-57, 3-71	393389	3-44
379890	2-81, 2-83	39025	5-15	393390	3-41, 3-43
380618	3-41, 3-43	39026	5-15	393391	3-38
38242	5-5	39038	5-15	393392	3-38
382516	2-23	39040	5-15	393393	3-38
383014	2-39	39041	5-15	393394	3-38
383127	2-21	39042	5-15	393395	3-38
383129	2-13, 2-15	39043	5-15	393396	3-38
383130	2-23	39044	5-15	393413	3-46
383131	2-23	39045	5-15	39395	2-97
383137	2-97	39046	2-2, 5-15	39396	2-87
383139	2-97	39047	5-11	39527	4-8, 4-9
383142	2-97	391816	3-29	39658	2-23
383143	2-97	391850	3-23	39780-1	2-37, 2-39
383146	2-29	39210	2-113	39780	2-33
383149	2-13, 2-15	392171	2-23	398335	2-2
38315	4-6, 4-7	392525	2-31	398508	2-23
383157	2-113	39272	2-51	398509	2-134
383158	2-113	39277	2-43	398528	2-23
383160	2-7	39284	3-73, 3-75	40514	2-101
383161	2-7	39308	2-85	40607	2-37, 2-81, 2-83, 3-69
383165	2-23	39311	2-15	40625	2-29
383168	2-134	39313	2-57	40678	2-65, 3-3, 3-21
383170	2-39	393326	3-43	41016	2-15, 2-21
383171	2-39	393329	4-18, 4-19, 4-20	41140	3-45
383179	2-25	393330	4-18, 4-19, 4-20	41178	2-79, 2-83, 2-99
383180	2-25	393331	4-18	41345	2-13, 2-15
383183	2-13	393332	4-18, 4-19	41430	2-55
383184	2-13	393333	4-18	41845	3-31
383185	2-13	393334	4-18	42120-1	2-71, 2-73, 2-85
383186	2-7	393335	4-18, 4-19, 4-20	42124	3-53
383189	2-27	393336	4-18, 4-19, 4-20	42216	2-111
383194	2-93	393337	4-18, 4-19	42223	2-115
383200	2-93	393338	4-18, 4-19, 4-20	42361	5-7
383201	2-93	393339	3-43, 4-18	43555	3-49, 3-51
383205	2-93	393340	3-43, 4-17	43560	2-83
383208	2-135	393341	4-17	43844	2-35, 2-45
383210	2-97	393342	4-17	44078	2-25
383211	2-23	393343	4-17	44681-1	3-9, 3-11, 3-13
383212	2-23	393344	4-17	44681-2	3-9, 3-11, 3-13
383213	2-25	393345	4-17	44681	3-9, 3-11, 3-13
383214	2-25	393346	4-17	44868	2-101, 2-113, 2-115
383219	2-13	393347	4-17	44869	2-95, 2-97
383220	2-23	393348	4-17	44906	2-11, 3-73, 3-75
383221	2-113	393349	4-17	45142	3-37
383224	3-7	393350	4-17	45214	2-13
383225	3-69	393351	4-17	45272	3-10, 3-11
383227	2-11	393352	3-43	45482	2-101
383228	2-2	393355	3-41, 3-43	45628	4-8, 4-9, 4-10
383229	3-76	393356	3-41, 3-43	45779	3-8, 3-9, 3-10, 3-11,
383231	2-134	393359	3-44		3-12, 3-13

CROSS REFERENCE

Part Number	Page Number	Part Number	Page Number	Part Number	Page Number
45780	3-7	52508	2-63, 2-97	54275A	2-99
45786	2-55, 3-60	53029	2-35, 2-45	54333	2-29
46236	2-45, 2-67, 2-83, 3-35	53076	2-115	54342	2-23
46480	2-53	53091	2-17	54343	2-47
46481	2-15	53400-1	2-47	54345	2-21
46559	2-87	53400-4	2-47	54390	2-57
47167	3-37	53417	3-56	54400	2-57, 2-59, 2-89, 2-91
47504	2-29, 2-87	53466	2-15, 2-21, 2-87, 2-111	54437	2-57
47508	2-87, 2-115	53468	2-7	54467	2-57
47522	2-21	53485	2-101, 4-11	54567	2-57
47720	2-47	53491	2-7	54577	2-57
47745	2-87	53492	2-11	54607	2-59
47752	2-115	53494	2-11	54615	2-11
47754	2-113	53554	2-115, 4-4	54616	2-59
47801	2-53, 2-71, 2-73	53601	2-53, 4-16	54617	2-57
48079	2-63	53783	2-41	54655	2-63
48126	2-45	53816	3-59	54659	2-95
48267	2-45	53817	3-59	54660	2-87
48570	3-3, 3-5	53818	2-55	54663	2-91
48760	2-113	53819-2	2-55, 3-60	54680	2-95
48813	4-11	53819	2-55	54693	2-95
48985	2-57	53839	2-11	54840	2-91
49263	2-21, 2-23, 3-45	53883	3-49, 3-51	54848	2-89, 2-91
49266	2-50, 2-51, 2-81, 2-83, 3-3, 3-5, 3-8, 3-9, 3-10, 3-11, 3-12, 3-13, 3-15, 3-17, 3-19	53894	3-49, 3-51	54878	2-95
		53895	3-49, 3-51	54911-16	2-31
		53910	2-71	54911-25	2-29
		53915	2-71	54911-32	2-49
49697	2-81, 2-83	53927	2-61	54922	2-5
49826	2-67, 2-73, 2-77, 2-87	53947	2-63	54923	2-5
50045	2-63	53950	2-63	54925	2-5
50421	2-113	53953	2-63	54927	2-5
50902	3-44	53965	2-87	54934	2-89
51021N	2-5	53985	2-95	54995	2-89, 2-91, 2-93
51109	2-59	54009	3-53	54996	2-61
51176	2-31	54012	3-53	54997	2-63
51225	2-87	54013	2-3, 2-69	54999	2-63
51317	2-71, 2-95	54014	2-3, 2-69	55021	2-65
51338	2-53, 2-57, 3-62, 3-63, 3-64	54015	2-63	55034	3-3
		54030	2-11	55035	2-21, 2-25, 3-27
51339	2-53, 2-57	54050	2-87	55037	3-35
51417	4-6, 4-7	54051	2-53	55038	3-29
51448	2-95	54052	2-53	55042	3-35
51449	2-95	54055	2-11	55048	2-17
51534	2-71	54079	2-85	55073	3-25
51538	2-87, 3-73, 3-75	54089	2-2, 2-3, 2-4, 2-67, 2-69	55074	3-25
51542	2-5			55161	3-25
51545	2-59	54093	3-7	55162	3-25
51560-3	2-41	54095	4-11	55163	3-25
51562	2-59	54096	2-71, 2-73	55164	3-25
51564	2-95, 2-97	54118	2-91	55181	3-31
51570	3-21	54182	2-7	55182	3-35
51715	2-95, 2-97	54184	2-7	55195	2-33, 2-35
51813	2-61	54190	2-2, 2-7	55211	3-35
51839	2-37, 2-39	54192	2-7	55213	3-35
52296	2-89, 2-91	54194	2-113	55215	3-37
52386	4-3	54197	2-7	55220	3-37
52402	2-95, 2-97	54199	2-95	55221	3-37
52424	2-37	54204	2-95	55222	2-45
52484	5-11	54205	2-63	55225	2-49
52488	5-16	54274	2-43, 2-49, 2-99	55226	3-37

CROSS REFERENCE

Part Number	Page Number	Part Number	Page Number	Part Number	Page Number
55227	3-27	56398	2-21	58518	3-8, 3-10, 3-12
55228	3-27	56546	3-27	58519	3-8, 3-10, 3-12
55248	3-8, 3-9, 3-12, 3-13, 3-15, 3-17, 3-19	56560	3-27	58520	3-8, 3-10, 3-12
55270	3-27	56595	3-23	58524	2-75, 2-79
55272	3-5	56621	3-49	58538	2-41
55302	3-35	56641	2-89	58540	2-99
55347	2-15	56662	2-89, 2-91	58589	2-47
55404	3-35	56690	2-111	58590	2-47
55446	2-113	56692	2-115	58592	2-29
55453	3-35	56799	3-27, 3-29	58595	2-11
55459	3-37	56820	2-53	58596	4-14
55461	3-31	56821	2-111	58645	2-85
55462	2-85	56890	2-7	58665	2-21, 3-71
55463	2-85	56914	2-8, 2-9	58667	2-21, 3-71
55489	3-49, 3-51	56976A	2-37, 2-47	58748	2-21
55586	2-71, 2-73, 2-95, 2-97	56992	2-27	58770	2-8, 2-9
55619	2-15	57064	4-4	58842	2-53
55685	2-113	57156	4-14	58846	2-33
55686	2-113	57167	2-7, 2-27, 3-31	58849	2-17
55691	2-107, 2-109	57173	2-107	58858	2-111, 2-115
55740	2-2, 2-15	57220	3-8, 3-9	58872	2-89
55779	2-95, 2-97	57297	2-47	58881	3-49, 3-51
55845	2-27	57370	4-6, 4-7	58898	3-29
55851	2-43	57373	4-6, 4-7	58977	2-17
55861	2-43	57374	4-6, 4-7	58979	2-59
55864	2-3, 2-69	57375	4-6, 4-7	58999	2-17
55879	2-65	57536	3-35	59004	2-75
55884	2-2, 2-3, 2-65	57537	3-35	59012	3-49, 3-51
55889	2-69	57702	2-11, 3-29	59013	3-49, 3-51
55890	2-3, 2-65	57751	2-27, 3-3, 3-5, 3-31, 3-35, 3-45	59015	2-45
55892	2-69	57754	2-31	59018	2-19
55893	2-71	57755	2-31	59019	2-17
55914	2-71, 2-73	57772	2-27, 3-31	59031	3-29
55925	4-3	57773	2-31	59032	3-29
55926	4-3	57803	2-2, 2-27, 3-3, 3-5, 3-31, 3-35, 3-45	59104	3-49, 3-51
55930	4-3	57804	2-27	59105	2-2, 2-3, 2-65
55931	4-3	57807	3-31, 3-35, 3-37, 3-45	59106	2-107, 2-109
55932	4-3	57813	2-42	59189	2-65, 2-67
55937	4-3	57872	3-37	59192	2-8, 2-9, 2-13, 2-15, 2-17
55939	4-3	57897	4-3	59194	2-9
55959	3-27	57912	3-37	59195	2-8
55963	3-27	57934	2-33	59335	2-2, 2-3, 4-15
55964	3-53	57935	2-21	59377	2-19
55965	2-65, 2-67	57962	2-107, 2-109	59378	4-11
55968	3-27	57979	2-101, 2-115	59379	4-4
55973	3-27	57988	2-113	59380	2-85
55976	3-37	58078	2-57, 2-71	59384	3-54
56185	2-21	58103	2-2, 2-3, 2-65	59388	3-57
56186	2-27, 3-45	58120	2-2, 2-41	59395	3-15
56187	3-27	58121	2-41	59437	3-35
56188	2-27	58193	2-43	59440	2-5
56198	2-21, 3-71	58242	4-4	59442	2-75
56228	2-95, 2-97	58288	2-57	59447	3-8, 3-9
56346	2-23	58297	2-11	59448	2-75, 2-79
56362	2-21	58346	2-41	59512	3-37
56373	2-21, 3-71	58359	2-85	59514	2-17, 3-29
56379	2-21, 3-71	58494	2-17, 2-75, 2-77	59515	3-29
56385	2-21, 3-71	58500	2-75	59530	2-113
56392	2-21, 3-71			59537	2-8

CROSS REFERENCE

Part Number	Page Number	Part Number	Page Number	Part Number	Page Number
59538	2-9	59808	2-37	61527	5-7
59540	3-53	59809	2-37	61529	2-42
59542	2-85	59811	2-41	61531	2-42
59550	2-49	59814	2-65	61538	5-2
59551	2-49	59821	2-65	61540	5-5
59557	3-35	59822	2-11	61545	5-7
59560	2-107, 2-109	59824	2-25	61546	5-7
59561	2-107, 2-109	59825	2-85	61547	5-7
59563	2-107, 2-109	59827	2-85	61548	5-7
59564	2-107, 2-109	59828	2-19	61549	5-7
59565	2-107, 2-109	59829	2-19	61550	5-7
59568	2-107, 2-109	59830	2-19	61551	5-7
59572	2-107, 2-109	59842	2-85	61552	5-7
59573	2-107, 2-109	59849	2-85	61556	5-10
59574	2-107, 2-109	59861	2-85	61891	4-3
59575	2-107, 2-109	59866	2-85	61913	3-31
59576	2-107, 2-109	59867	2-85	61920	3-15, 3-17, 3-19
59577	2-113	59870	2-13, 2-15, 2-113	61931	2-42
59579	2-107, 2-109	59881	2-49	62100	2-107, 2-109
59581	2-107	59892	2-47	62172	2-113
59582	2-107	59899	2-89	62173	2-113
59585	2-107, 2-109	59919	3-49, 3-51	62337	2-107, 2-109
59621	2-25	59920	3-3, 3-5	62390	2-101
59622	2-25	59935	2-33, 2-35	62595-21	2-7
59623	2-25	59940	2-21, 3-71	62595-22	2-11
59628	2-25	59949	3-7	62595-23	2-11
59629	2-25	59962	3-3, 3-5	62595-3	2-21
59636	2-25	59965	2-71, 2-73	62595-4	2-21
59647	2-19, 2-25	59966	2-71	62595-6	2-75, 2-77, 3-43
59649	2-99	59967	2-99	63234	2-63
59656	2-99	59971	2-23	63378	3-49, 3-51
59657	3-35	59975	2-101	63469-3	3-49, 3-51
59658	2-67	59976	2-23	63810	2-33, 2-35, 2-37, 2-39, 3-37, 3-41, 3-43
59661	2-19	59977	2-23	63852	2-21, 3-71
59665	3-23	59978	2-23	64153	2-89
59666	3-23	59979	2-23	64320	3-49, 3-51
59680	2-2, 2-3, 2-65	60278	2-129	64535	2-75, 2-77
59681	2-2, 2-3, 2-65	60282	2-129	64595	2-17, 2-75, 2-77
59685	2-2, 2-3, 2-69	60283	3-3, 3-5	64886	2-53
59686	2-3, 2-69	60284	3-3	64887	2-53
59687	2-2, 2-3, 2-69	60287	3-27	64905	2-113
59688	2-3, 2-69	60288	3-8, 3-9, 3-12, 3-13	65145-1	2-115
59692	2-8, 2-9	60290	2-129	65232	4-10
59695	2-15	60292	2-50	65241	4-14
59734	2-99	60294	2-51	65527	2-37
59735	2-99	60295	2-50, 2-51	65553	3-31, 3-35
59737	2-75	60296	2-129	65561	3-31, 3-37, 3-45
59738	2-75	60305	3-3	65869-1	2-2
59739	2-75	60307	3-8	66018	2-5
59760	2-9	60309	3-9	66019	2-5
59761	2-8	60312	3-10	66176	3-73, 3-75
59766	2-11	60314	3-11	66177	3-73, 3-75
59767	2-135	60316	3-12	66184	2-99
59768	2-135, 3-49, 3-51	60318	3-13	66197	3-27
59771	2-11	60372	3-21	66211	2-57
59789	2-111	60559	2-42	66213	2-57
59790	2-111	60751	3-3, 3-5	66221	3-27
59797	3-31	60862	3-29	67004	3-53
59799	3-31	61488	3-58	67290	2-61
59803	3-31	61490	2-2, 2-3, 4-8, 4-9		

CROSS REFERENCE

Part Number	Page Number	Part Number	Page Number	Part Number	Page Number
67683	2-115	70263	2-31	72473	2-13
67767	2-7, 2-47, 2-50, 2-51	70271	2-85	72926	2-53
68441	2-71	70272	2-85	72968	2-8, 2-9
68872	2-50, 2-51	70278	3-60	72969	2-75
68873	2-50, 2-51	70279	3-60	72971	2-23, 2-75
69234	2-25, 2-83	70280	2-55, 3-60	73017	2-35
69266	2-33	70281	3-60	73020	2-37
69903	2-91	70284	2-7	73281	2-53
69904	2-7	70287	2-55	73411	2-61
69906	2-17	70538	2-5	74094	4-8, 4-9, 4-10
69907	2-17	71021	2-51	74095	4-8, 4-9
69908	2-85	71022	3-58	74098	4-6, 4-7, 4-8, 4-9
69909	2-25	71025	3-49, 3-51	74099	4-8, 4-9
69910	2-113	71026	3-53	74100	4-8, 4-9, 4-10
69915	2-7	71056	3-15	74101	4-10
69923	3-49	71057	3-31	74105	4-14
69931	2-8, 2-9	71058	3-17, 3-27	74109	4-14
69933	2-59	71373	2-57	74110	4-14
69935	3-49, 3-51	71436	2-35	74111	4-14
69937	3-49, 3-51	71437	2-33, 2-35	74112	4-14
69941	2-2	71444	2-35	74119	4-6
69942	2-2	71446	2-29	74120	4-6, 4-7
69951	2-17	71447	2-29	74142	2-21
69952	2-17	71459	2-129	74149	4-4
69953	3-49, 3-51	71543	3-10, 3-11	74150	4-4
69955	3-49, 3-51	71544	3-15, 3-17, 3-19	74151	4-4
69958	3-51	71749	2-109	74152	4-4
69972	2-13, 2-15, 2-65, 2-79	72024	3-29	74153	4-4
69981	3-49, 3-51	72025-S7	5-5	74155	4-4
69984	3-51	72049	3-31	74156	4-4
69986	2-17	72067	2-3	74157	4-4
69987	2-17	72068	2-3	74158	4-4
69990	2-99	72080	3-19	74159	4-4
70094	4-3	72087	3-73, 3-75	74172	2-21, 4-14
70095	4-3	72094	3-19	74174	4-8, 4-9
70096	4-3	72096	3-17	74180	4-3
70097	4-3	72100	3-10, 3-11	74181	4-14
70098	4-3	72114	3-8, 3-9	74182	4-14
70099	4-3	72118	2-8	74190	4-14
70100	4-3	72119	2-9	74195	4-14
70101	4-3	72120	2-8, 2-9	74218	4-14
70103	4-3	72128	2-47	74225	4-3
70136	2-17	72129	2-61	74226	4-3
70142	2-17	72132	2-59	74229	4-3
70157	2-53	72133	2-99	74230	4-3
70158	2-57	72136	2-111	74233	4-11
70159	3-15, 3-17, 3-19	72138	2-11	74235	4-3
70160	2-42	72142	3-31	74237	4-3
70161	2-57	72143	3-49, 3-51	74248	4-3
70173	2-45	72147	2-49	74250	4-8, 4-10
70178	2-75	72152	2-7	74251	4-14
70185	2-75	72154	2-19	74310	2-75
70193	2-75	72155	2-53	74352	2-75
70221	2-47	72159	2-65	74353	2-75
70239	2-31	72176	2-13, 2-15	74380	3-73, 3-75
70248	2-15	72178	3-3, 3-5	74381	3-73, 3-75
70249	2-13	72179	2-13, 2-15	74382	3-73, 3-75
70252	2-15	72191	2-45	74383	3-73, 3-75
70256	2-13	72192	2-45	74391	2-89, 2-91
70262	2-31	72432-S	5-9	74394	2-49

CROSS REFERENCE

Part Number	Page Number	Part Number	Page Number	Part Number	Page Number
74402	2-35	79799	4-13	87AB-2A411-BA	5-10
74406	2-45	79800	4-13	87AB-9H490-AA	5-10
74419	2-85, 4-15	79801	4-13	87YF-12405-AB	5-15
74428	3-29	79802	4-13	88BM-6A557-AA	5-5
74429	3-27	79803	4-13	88BX-6008-BA	5-13
74430	3-27	79804	4-13	88BX-6014-BA	5-13
74431	3-27	79805	4-13	88WM-6518-AA	5-2
74433	3-31	79806	4-13	88WM-6571-BB	5-2
74438	3-49, 3-51	79807	4-13	89BF-12024-A1B	5-15
74439	3-49, 3-51	79808	4-13	89BF-12283-AD	5-15
74443	2-33, 2-35	79812	2-2, 2-3, 4-13	89BF-12284-AD	5-15
74454	2-99	79813	4-13	89BF-12286-AD	5-15
74456	2-13	79814	4-13	89BF-12287-AC	5-15
74468	2-95, 4-8	79815	4-13	89BF-12297-AA	5-15
74469	4-3	79820	4-13	89BF-9424-AD	5-10
74475	2-61	79821	4-13	89BM-6010-FA	5-3
75028	2-87	81812	2-81, 2-83	89BM-6011-DA	5-3
75128	2-19	82063	3-8, 3-10, 3-12	89BM-6019-AA	5-11
75430	2-61	82196	3-66, 3-67	89BM-6020-AA	5-11
75809	5-7	82200	3-9, 3-11, 3-13	89BM-6049-DD	5-2
75817	5-7	82239	2-53	89BM-6051-C2B	5-2
75934	2-61	82483	2-65	89BM-6055-BA	5-3
763113	3-43	82509	2-45	89BM-6056-A1G	5-2
763116	3-43	82731	2-42	89BM-6057-A2E	5-2
76315	2-115	82733	2-83	89BM-6065-DA	5-2
76316	2-113	82739	3-69	89BM-6102-DA	5-7
763483	4-4	82747	2-23	89BM-6102-EA	5-7
76589-2	2-29	82798	2-15	89BM-6102-FA	5-7
76736	2-45	82831	2-95, 2-97	89BM-6148-DA	5-7
76955	3-39, 3-41, 3-43, 3-44	83584	4-17	89BM-6148-EA	5-7
77097	2-53, 2-71, 2-73, 2-85	83682	2-33, 2-35	89BM-6148-FA	5-7
77320	2-81, 2-83	83684	2-33, 2-35	89BM-6200-AD	5-7
77399	2-25, 2-27	83685	2-33, 2-35	89BM-6211-AA	5-7
77BF-9K442-AA	5-10	83849	2-33, 2-35	89BM-6211-BA	5-7
77BM-6256-AA	5-5	83BM-6700-A4A	5-7, 5-11	89BM-6211-CA	5-7
77BM-6531-BB	5-5	84029	2-73	89BM-6211-DA	5-7
77BM-6584-CA	5-2	84170	2-61	89BM-6211-EA	5-7
77BM-6598-AB	5-5	84581	2-87	89BM-6214-DB	5-7
77BM-6K255-AC	5-5	84641	2-35	89BM-6251-BA	5-5
78122	2-47	84989	5-10	89BM-6303-DA	5-7
78143	2-111	86041	2-42	89BM-6312-AA	5-7
78787	2-71	86240	2-57, 2-59, 2-91, 2-93	89BM-6331-AA	5-7
79399	2-2, 2-29	86330	2-83, 3-8, 3-9	89BM-6331-BA	5-7
79422	2-37, 2-39	86331	3-12, 3-13	89BM-6331-CA	5-7
79425	2-2, 2-81	86332	3-8, 3-9, 3-12, 3-13	89BM-6331-DA	5-7
79729	4-6, 4-7	86333	3-10, 3-11	89BM-6331-EA	5-7
79768	2-115, 4-3	86751	2-59	89BM-6331-FA	5-7
79785	4-13	86791	2-63	89BM-6331-GA	5-7
79786	4-13	86BM-6617-AA	5-9	89BM-6331-HA	5-7
79787	4-13	86BM-6675-AA	5-9	89BM-6333-AA	5-7
79788	4-13	86BM-6K318-AA	5-7	89BM-6333-BA	5-7
79789	4-13	86HM-6701-A1A	5-7	89BM-6333-CA	5-7
79790	4-13	87396	2-45	89BM-6333-DA	5-7
79791	4-13	87536	2-23	89BM-6333-EA	5-7
79792	4-13	87583	2-27	89BM-6333-FA	5-7
79793	4-13	87631	2-95, 2-97	89BM-6333-GA	5-7
79794	4-13	87676	2-15	89BM-6333-HA	5-7
79795	4-13	87677	2-71	89BM-6344-BA	5-7
79796	4-13	87866	2-2, 2-3, 2-23	89BM-6375-BA	5-16
79798	4-13	87948	3-3, 3-5	89BM-6500-AA	5-5

CROSS REFERENCE

Part Number	Page Number
------------------------	------------------------

89BM-6505-CA .	5-2
89BM-6507-BA .	5-2
89BM-6513-AA .	5-2
89BM-6529-AB .	5-5
89BM-6565-AA .	5-5
89BM-6582-AA .	5-2
89BM-6659-AA .	5-9
89BM-6784-AA .	5-9
89BM-6A341-AA	5-7
89BM-6A341-BA	5-7
89BM-6A536-AA	5-2
89BM-6K340-AA	5-7
89BM-6K528-AB	5-5
89BM-8507-AA .	5-12
89BM-9441-AB .	5-10
89BM-9448-BA .	5-10
92BM-6750-AA .	5-9
92BX-8591-AA .	5-12
988F-12029-AC	5-15
98BF-12257-AA .	5-15
98BF-12283-DA	5-15
98BF-12284-DA	5-15
98BF-12286-DA	5-15
98BF-12287-DA	5-15

PART DESCRIPTION TO PAGE NUMBER CROSS REFERENCE LIST

Numbers

6500 (020000+) Oper/ Video VHS, 3-76
6500L Oper/ Video VHS, 3-76

A

Actuat, 2-33
Actuator, 2-35
Adapter Plate Assembly, 4-4
Adapter, Plate, 4-5
Adapter, Tube, 4-18, 4-19
Adapter, Vacuum, 5-10
Adapter, 5-3
Adaptor Wldt, Vac Wand, 3-53
Adaptor, Elbow, Carburetor, 2-33
Air Cleaner, 2-41
Alarm Kit, Bu A/v 355L, Cab with Pressurizer, 3-19
Alarm Kit, Bu A/v 355L, Cab, 3-17
Alarm Kit, Bu A/v 355L, 3-15
Alternator, 50A/12V Mando, 2-42
Altrntr Pulley Md, 2-42
Angle, Cable Keeper, 2-57, 2-59, 2-89, 2-91
Angle, Door Jamb, Lower, Rear, 3-27
Angle, Door Jamb, 3-27
Angle, Muffler Hanger, 2-43
Angle, 2-65, 3-73, 3-75
Arm Assy, Hopper w/label, 2-85
Arm Assy, Lift, 2-87
Arm Assy, Safety w/label, 2-85
Arm Wldt, Brush, Lh, 2-95, 2-97
Arm Wldt, Idler, W/Brush, 2-95
Arm, Alternator, 2-42
Arm, Brush, W/ Label, [6500], 2-97
Arm, Compressor Mtg, 3-44
Arm, Control, Pintle, 2-63
Arm, Tensioner, 5-5
Arm, Valve Rocker, Left, With Screw, 5-5
Arm, Valve Rocker, Right, With Screw, 5-5
Arm, Windshield Wiper, Panto, 3-31
Arm, 2-63
Armrest Cab, 3-29

B

Back Plate Assembly, 4-4
Backplate Assy Ce, 4-3
Backplate, 4-5
Balance Ring, 4-6, 4-7
Ball, 4-13
Balljoint .250-28, 2-17
Balljoint, Rod End, 2-53
Bar Wldt, Shaker, 2-81
Bar, Hex, Stl, 0.75 1.6l .50h Thru, 2-97
Bar, Link, 2-71
Battery, 12V, Cc Amps:475 Wet, 2-50, 2-51
Bearing Cam, 4-3
Bearing Thrust, 4-10

Bearing, Align. Self 1.25B, 2-73
Bearing, Connecting Rod, 0.001 US, 5-7
Bearing, Connecting Rod, 0.010 US, 5-7
Bearing, Connecting Rod, 0.020 US, 5-7
Bearing, Connecting Rod, 0.030 US, 5-7
Bearing, Connecting Rod, Std, 5-7
Bearing, Cup, 2.56Dia 0.55W, 3-62, 3-63, 3-64
Bearing, Flange .625 Bore, 2-61
Bearing, Flange, 2-13, 2-15
Bearing, Journal 1.25 ldx1.0Lg, 2-85
Bearing, Needle, 4-14
Bearing, Self Aligning, 2-91
Bearing, Std ID + 0.020 OD, 5-5
Bearing, Std ID - Std OD, 5-5
Bearing, Thrust, 0.66B 1.25D 0.06W, 2-93
Bearing, Thrust, 4-3
Bearing, W/ Collar, 0.75b 1.85d 1.06w, 2-97
Bearing&Clr ,1.25B 2.44D 1.41W, 2-95
Bearing-Ball, .669B 1.575D 0.472W, 2-42
Bearing-Ball,1.38B 2.83D 0.67W, 2-95
Bearing-Cone, 1.38Bore 0.71Wth, 2-53, 2-57
Bearing-Cup , 2.56Dia 0.55Wth, 2-53, 2-57
Bearing-Flange,2 Hole .625Bore, 2-71
Bearing-Self Align 1.250 Bore, 2-71, 2-85
Bellows Assy, Brush Lift, 2-91
Bellows Assy, Valve, 2-25
Belt, Seat, 3-54
Belt, V Hc41 X 32.5, 2-42
Belt, V, [A-31] 33.0l, Cogged, 3-44
Blade, Deflector, 2-7
Blade, Windshield Wiper, 18", 3-31
Block, Cylinder, With Crank, Piston, Rings, etc., 5-3
Block, Cylinder, 5-3
Block, Expansion, 4-18
Blower Kit 355L, 3-49
Blower Kit, W/Ohg, 3-51
Blower, 12volt, 4-18, 4-19, 4-20
Blower, Assy, 3-35
Body Assembly, 4-4
Body, 4-5
Bolt, Carriage M6x1.0 Pltd, 2-73
Bolt, Carriage M8x1.25Pltd, 2-67
Bolt, Carriage, M06x1.0, 2-3
Bolt, Carriage, M08x1.25, 2-4
Bolt, Connecting Rod, 5-7
Bolt, Cylinder Head, 5-2
Bolt, Eye, .25-20x1.5x .56 Eye, 2-69
Bolt, Hold-Down, 2-51
Bolt, Latch, 2-19, 3-29
Bolt, M10 x 22.5, Flywheel to Crankshaft, 5-16
Bolt, M6 x 14, Oil Pan, 5-9
Bolt, M6 x 16, Tensioner to Block, 5-5
Bolt, M6 x 18, Front Cover to Block, 5-11
Bolt, M6 x 40, Front Cover and W/P to Block, 5-12
Bolt, M6 x 40, Front Cover to Block, 5-11
Bolt, M6 x 55, Tensioner to Block, 5-5
Bolt, M8 x 16, 5-5
Bolt, M8 x 20, 5-7, 5-12
Bolt, M8 x 25, 5-10
Bolt, Main Bearing Cap, 5-3
Bolt, Pulley to Crankshaft, M12 x 32, 5-7
Bolt, Rocker Support, 5-5
Bolt-Carrm 8X1.25 40 4.6 Pltd, 2-7
Bolt-Eye, .25-20Th .25B 1.4L, 2-63
Bolt-U, 1.13 Id, 3-37
Bolt, 2-29, 4-6, 4-7, 5-9
Boot - Circuit Breaker, 3-3, 3-5
Boot, Batt. Term. 1-2 Ga Black, 2-50, 2-51
Boot, Batt. Term. 1-2 Ga Red, 2-50, 2-51
Boot, Binary, 4-17
Boot, Circuitbreaker, 3-45
Boot, Switch, Ignition, 2-23
Boot, Switch, 2-23
Boot-Circuit Breaker, 2-27, 3-31, 3-35
Bracket Assy, Isolator, 2-63
Bracket Sppt, Control Rod, 2-61
Bracket Wldt, Engine, 2-31
Bracket Wldt, Hopper, 2-83
Bracket Wldt, Hpr Cvr Sprng, 2-75
Bracket Wldt, Light, Rotating, 3-10, 3-11
Bracket Wldt, LPG w/label, 2-47
Bracket Wldt, Mtg, Steering,Lh, 2-21
Bracket Wldt, Mtg, Steering,Rh, 2-21
Bracket Wldt, Mtg, Steering, 3-71
Bracket Wldt, Notched, 2-21
Bracket Wldt, Ntch Steering, 3-71
Bracket Wldt, Support, Blower, 3-49, 3-51
Bracket Wldt, Valve, 2-21, 3-71
Bracket Wldt,Mtg,Eng, Rear, Rh, 2-31
Bracket Wldt,Mtg,Eng,Rear, Lh, 2-31
Bracket, Alarm, Back-Up, 3-17
Bracket, Back-Up Alarm, 3-27
Bracket, Cable Spring, 2-75
Bracket, Coil Mount, 5-15
Bracket, Compressor Mtg, 3-44
Bracket, Cylinder, 2-73
Bracket, Deflector, Eng Cover, 2-17
Bracket, Door, 2-19
Bracket, Drier, 4-17
Bracket, Drive Motor, 2-53
Bracket, Filter, Hold Down, 2-81
Bracket, Flap, Recirculation, 2-7
Bracket, Flasher, 3-3, 3-5, 3-15, 3-17, 3-19
Bracket, Grille, 2-13, 2-15
Bracket, Gusset, Corner, Lh, 2-75
Bracket, Gusset, Corner, Rh, 2-75
Bracket, Hinge, 2-13, 2-15
Bracket, Hood, Lh, 2-77
Bracket, Hood, Rh, 2-77
Bracket, Inside, 2-11
Bracket, Latch, Bolt, Eng Cover, 2-17
Bracket, Latch, Bolt, 3-29
Bracket, Latch, Door, 2-19
Bracket, Latch, 2-17

CROSS REFERENCE

Bracket, Light, SBDC, 3-3, 3-5
Bracket, Motor, 2-87
Bracket, Mounting Motor, 2-99
Bracket, Mtg. Latch, 2-13
Bracket, Mtg, Air Cleaner, 2-41
Bracket, Mtg, Back-Up Alarm, 3-15
Bracket, Mtg, Controller, Lpg, 2-39
Bracket, Mtg, Hinge, Lh, 2-9
Bracket, Mtg, Hinge, Rh, 2-8
Bracket, Mtg, Latch, 2-15
Bracket, Mtg, Lh, 2-97
Bracket, Mtg, Light, Ohg, 3-8, 3-9
Bracket, Mtg, LPG, 2-47
Bracket, Mtg, Relief Valve, 2-47
Bracket, Mtg, Rh, 2-97
Bracket, Mtg, Tube, 3-49, 3-51
Bracket, Mtg, Valve, 2-113
Bracket, Mtg, Vaporizer, 2-37
Bracket, Propel, 2-63
Bracket, Radiator Mount, 2-49
Bracket, Rear Grill Stop Bolt, 2-15
Bracket, Retainer, 2-61
Bracket, S Br Lift, 2-89
Bracket, Sensor, Map, 2-33, 2-37, 2-39
Bracket, Side Brush, 2-89
Bracket, Speed Limiter, 2-61
Bracket, Spring, Sidebrush, 2-87
Bracket, Stiffener, 2-79
Bracket, Stop Bolt, Rear Grill, 2-13
Bracket, Switch, Door, 2-73
Bracket, Switch, 3-3, 3-5
Bracket, Tiedown, 3-66, 3-67
Bracket, U, .18 2.8 0.9 1.0l 1/0.3h, 2-97
Bracket, Valve, 3-37
Bracket, 2-11, 2-33, 2-35, 2-89, 2-91, 3-73, 3-75
Brake Assy, 2-57
Brake Repair Kit, 2-57
Brake Shoes, 2-57
Breaker-Circuit, 2.5 Resetbl, 2-27
Breaker-Circuit, 15 Resetbl, 2-27, 3-31, 3-35
Breather, Hyd, 20 Micron, 2-111
Brg, Brake, 2-59
Brg, Snap In - Nyliner .38 Id, 3-49, 3-51
Brush-Side Swp -26 Dia-Flatwire, 2-5
Brush-Side Swp -26 Dia-Nylon, 2-5
Brush-Side Swp -26 Dia-Poly, 2-5
Brush-Sweep Spl-45Lg-24 Single Row-Fiber and Wire, 2-5
Brush-Sweep Spl-45Lg-24 Single Row-Nylon, 2-5
Brush-Sweep Spl-45Lg-5 Double Row-Nylon, 2-5
Brush-Sweep Spl-45Lg-8 Double Row-Nylon, 2-5
Brush-Sweep Spl-45Lg-8 Double Row-Poly and Wire, 2-5
Brush-Sweep Spl-45Lg-8 Double Row-Poly, 2-5
Brush-Sweep Spl-45Lg-8 Double Row-Wire, 2-5
Brush-Sweep Spl-45Lg-Wedg Poly, 2-5

Brush-Sweep Spl-45Lg-Wndo Poly, 2-5
Bulb #53 12V, 3-3, 3-5
Bulb GE, 2-41
Bulb, 12V .9A 15Cp#1004, 3-15, 3-17, 3-19
Bulb, #194, 3-3, 3-5
Bulb, General Electric, 3-8, 3-9, 3-10, 3-11, 3-12, 3-13
Bulb, 3-31
Bumper Wldt, Front, 2-75, 2-79
Bumper, Pressurizer, 3-35
Bumper, Safety Arm, 2-85
Bumper, Threaded, 2-63
Bushing, Flange, 3-73, 3-75
Bushing, Flng, 0.44b 1.25d 0.25l, 2-93
Bushing, Isolator-Inner,Rbr., 2-113
Bushing, 4-13
Button, Plug, 0.44h .03-.12 [Black Nyl], 2-27
Button, Plug, 0.50H .03-.12 [Black Nyl], 2-27
Button, Plug, 2.09H .05-.06 [Black Stl] (LPG Machine Only), 2-23

C

Cab Dust Kit, 3-33
Cab Wldt, 3-27
Cable Assy, Push-Pull, 3-41, 3-43
Cable Tie, 2-83
Cable, .06D X 5.75, 3-29
Cable, 9" Bundle Dia, 2-7
Cable, Battery, Neg 2 Ga 60.0L .41 Hole, 2-50
Cable, Brake, Service, 2-57
Cable, Choke, 2-33
Cable, Cover, Safety, 2-75
Cable, Door, Access, 3-29
Cable, Lift, M Br, 2-91
Cable, Lift, Main Brush, 2-93
Cable, Lift, S Br, 2-89
Cable, Parking Brake, 2-59
Cable, 2-11
Cabletie Mount, Adhesive, 3-8, 3-9, 3-12, 3-13, 3-15, 3-17, 3-19
Cam, 2-63
Camplate Ce, 4-3
Camshaft, 5-5
Cap Assembly, 4-13
Cap Screw, 4-4
Cap, End, 4-14
Cap, Fill, Oil/ [Pcv] Breather, 2-29
Cap, Gas, 2-45
Cap, Hub, 2-57
Cap, Hyd Reservoir W/dipstick, 2-111
Cap, Radiator, 2-49
Cap, Screw Cl, 4-8, 4-9
Cap, Screw, 4-8, 4-9, 4-14
Cap, Tube, 2-21
Cap, Valve Stem, 2-55, 3-60
Cap, 2-97
Carburetor, Lpg, With Gasket, 2-35
Carburetor, 2-33

Cartridge, Solenoid Valve, 4-11
Catch-No-Strike, 3-35
Chain, Link#2/0, 5Links Plain, 2-7
Chain,Jack#12, 09.0L 12Links, 3-53
Chain, 5-5
Channel Wldt, Corner Post, 2-13
Channel Wldt, Heater, 3-37
Channel, Mtg, Radiator, 2-49
Channel, Post, Corner, 2-13
Channel, Retainer, Seal, Rear, 2-7
Chrome Pltd Cam Shft, 2-57
Circuit Breaker, 15 Resetbl, 3-3, 3-5
Circuitbreaker, 15.0a, Resetable, 2-2, 3-45
Circuitbreaker, 15.0a, 2-2, 2-27
Circuitbreaker, 30.0a, 3-45
Circuitbreaker, 15.0A, 3-31
Clamp - Cable, .69 Dia .62 Wth, 2-7
Clamp Assembly Dn, 2-41
Clamp Wldt, Tube, Blower Wand, 3-49, 3-51
Clamp, Bridge, 4.0, 2-81, 2-83
Clamp, Cable .38D, 3-5
Clamp, Cable .44D .62 Wide, 3-3
Clamp, Cable .44D .62Wide, 3-21
Clamp, Cable 0.25D 0.56W Stl, 2-67
Clamp, Cable, 0.25Dia 0.56 wth, 3-35
Clamp, Cable, 2-65, 2-81, 2-83
Clamp, Hose, Wormdrive, 0.56-1.06d, 2-39, 3-41, 3-43
Clamp, Hose, Wormdrive, 1.31-3.25d, 4-17
Clamp, Hose, 2-7, 2-15, 2-21, 2-87, 2-95
Clamp, Plug Wire, 2-33
Clamp, Wormdrive, 2-33, 2-35, 2-81, 2-83
Clamp,Mounting,Cyclopac Aircl., 2-41
Clamp-Cable, .69Dia. .62Wth, 2-50, 2-51
Clamp-Cable, 0.25Dia 0.56Wth, 2-45
Clamp-Cable, 0.38Dia 0.38Wth, 3-53
Clamp-Cable, 0.38Dia 0.62Wth, 2-45
Clamp-Cable, 0.56Dia 0.38Wth, 2-47
Clamp-Cable, 0.69Dia 0.62Wth, 2-47
Clamp-Cable, 1.00Dia. .62Wth, 2-25
Clamp-Cable, 1.50d 1.00w Stl, 2-111
Clamp-Cable, 2.25Dia 1.00Wth, 2-15, 2-21
Clamp-Cable, 2.50Dia 1.00Wth Ss, 2-53
Clamp-Muffler,For 1.62 Od Tube, 2-43
Clamp-Wormdrive, 0.25-0.62 D, 2-45
Clamp-Wormdrive, 0.31- 0.88D, 2-29
Clamp-Wormdrive, 0.56- 1.06D, 2-37, 3-37
Clamp-Wormdrive, 1.06- 2.00D, 2-49
Clamp-Wormdrive, 1.62- 3.50D, 3-49, 3-51
Clamp-Wormdrive, 1.81- 2.75D, 2-41
Clamp-Wormdrive, 3.56- 4.50D, 3-49, 3-51
Clevis Wldt, Adj, .50pin 0.50-20, PI, 2-57
Clevis, Adj, 0.38pin, 0.50 - 20, 2-57
Clevis, Adj, 0.38pin, M10x1.5, 2-93
Clevis, Adjustable, 2-57
Clip Safety, 2-75

Clip, [Pine-Tree], .236h, Plstc, 2-27
 Clip, Cable, 2-57
 Clip, Keeper, Open, 2-31, 2-41, 2-51
 Clip, Pine-tree .236h Plastic, 2-25
 Clip, Safety Gas Spring, 2-77
 Clip, Spring, 2-17
 Clip-Finger Grip, 3-53
 Coil and Bracket Assembly, Ignition, 5-15
 Coil, Condenser, 4-17
 Coil, Evaporator, 4-18
 Coil, Heater, 4-18, 4-19
 Coil, 4-11
 Collar, Locking, 2-71
 Column, Steering, 2-21
 Compressor, Air-Cond, 3-44
 Cone, 4-13
 Connector, Outlet Cylinder Head w/gasket, 2-29
 Contactor, 12vdc, No, 2-31
 Control Assy, Ignition Vsg4113, 2-37
 Control Unit (Replaced by 374127), 2-33, 2-35
 Control, Ignition, 2-33
 Controller, Lpg, 12vdc, 2-39
 Cooler-Hyd 12 0500, 2-15
 Cord, Sponge, 2-3, 2-69
 Core, Heater, 3-37
 Coupling Assy, Flywheel, 2-31
 Coupling, Quickdisc,, Shwd, 2-47
 Cover and Seal Assembly, Cylinder Front, 5-11
 Cover Weldt, Engine, Blower Wand, 3-49, 3-51
 Cover Wldt, Engine, 2-17
 Cover Wldt, Press & Alarm, 3-19
 Cover Wldt, Pressurizer, 3-35
 Cover Wldt, Sppt, Seat, 2-11
 Cover Wldt, 3-31
 Cover, Battery, LPG, 2-51
 Cover, Bracket, Armrest, 3-29
 Cover, Filter Panel, 2-81
 Cover, Heater, 3-37
 Cover, Hopper, 6500, 2-77
 Cover, Hopper, 2-75
 Cover, Inner Molded, 2-77
 Cover, O-Ring Ce, 4-3
 Cover, Rocker Arm, 5-2
 Cover, Rocker Switch Seal, 3-31, 3-35, 3-37
 Cover, Rocker Switch, 3-45
 Cover, Steering, 2-21
 Cover, Terminal, 2-31
 Cover, Trunion Ce, 4-3
 Cover, 2-29, 3-73, 3-75, 4-3
 Cplt Brush Kit Md, 2-42
 Crankshaft Assembly, 5-7
 Cup Assembly Dn, 2-41
 Cylinder, Hyd 2.0B 4.0S 2500, 2-73
 Cylinder, Hydraulic, 4-15, 4-16
 Cylinder-Hyd (See Breakdowns), 2-53, 2-85
 Cylinder-Hyd, 2.0X 4.0Da2500Psi, 2-71

D

Dampner, Engine, 2-31
 Dashpot, 4-7
 Detent Adaptr, 4-13
 Diffuser, Air, 3-38
 Door Wldt, Brush, Lh, 2-9
 Door Wldt, Brush, Rh, 2-8
 Door Wldt, Cab, 3-29
 Door Wldt, Dump, 2-69, 2-73
 Door Wldt, 2-19
 Door, Dust, 2-71
 Dowel Pin, Connecting Rod, 5-7
 Dowel, Cylinder Head to Block, 5-2
 Dowel, Cyl. Block To Flywhl. Hsg., 2-31
 Dowel, 5-5, 5-16
 Draincock, End. Block, 2-49
 Drier, 4-17
 Drive Shaft Assembly, 4-4
 Drive, 4-6, 4-7, 4-8, 4-9, 4-10, 4-14
 Duct, Air Pkg, 3-38
 Duct, Outlet, Blower Wand, 3-49, 3-51
 Duct, Transition, Doorside, 3-38
 Duct, Transition, Windowside, 3-38
 Duct, Upright, Doorside, 3-38
 Duct, Upright, Windowside, 3-38
 Duct, Vinyl .75x1.50x48.0 .75D, 3-3
 Duct, Vinyl (Cut in 2), 2-75
 Duct, Vinyl 10.0 In., 3-9
 Duct, Vinyl 10.0 In, 3-8
 Duct, Vinyl 16.0 In., 3-12, 3-13
 Duct, Vinyl 24.0, 3-27
 Duct, Vinyl 26.0 In., 3-8, 3-9, 3-12, 3-13
 Duct, Vinyl 3.5 In., 3-10, 3-11
 Duct, Vinyl 6.0 In., 3-8, 3-9
 Duct, Vinyl, 2-83
 Dust Control Kit, Sidebrush (Metal), 3-73
 Dust Control Kit, Sidebrush (Plastic), 3-75

E

Element, Air Filter, 2-2, 2-41
 Element, Fltr, Air, 2-41
 End Cap, 4-10
 Engine Assy, Vsg-413-89, 2-29
 Engine Gasket Kit, Complete, 5-13
 Engine Gasket Kit, Upper, 5-13
 Engine, Vsg-413 (See Engine Breakdown), 2-29
 Extinguisher Kit Fire 355L, 3-57
 Extinguisher, Fire, 3-57

F

Fan Assy, Defroster, 3-37
 Fan Wldt, Vac w/gaskets, 2-99
 Fan Wldt, Vac, Inlet w/gasket, 2-99
 Fan Wldt, Vac, Transition, 2-99
 Fan, 12volt, 4-17
 Fan, Pusher, 2-42
 Fastener, Clip-Louver, 3-35
 Filter Assy, Spin-On 10Micron, 2-15
 Filter Element Ph, 2-2, 2-15

Filter Pkg, Dust, Panel, 94 Plts, 2-81, 2-83
 Filter, Air, 4-18, 4-19, 4-20
 Filter, Dust, Panel, Perma Filter, 2-65
 Filter, Eng Oil, Spin-On, 2-2, 2-29
 Filter, Engine Oil, 5-9
 Filter, Fuel, 2-2, 2-33
 Filter, Fuelock, 2-37
 Filter, Panel 5.25 X 18.5 X 2, 3-35
 Fitting, Brass, Elbow, 2-35
 Fitting, Brass, Str, 2-83
 Fitting, Brs, Breather 02Mp, 3-69
 Fitting, Brs, E45, Pm06/Pf06, 2-39
 Fitting, Brs, E90, Em10/Pm06, 2-39
 Fitting, Brs, E90, Pm04/Pf04, 2-39
 Fitting, Brs, E90, Pm08/Sm08, 2-39
 Fitting, Brs, Str, Em10/Pm06, 2-39
 Fitting, Brs, Str, Pm02/Bm03, 3-69
 Fitting, Condenser, Left, 4-17
 Fitting, Elbow, 2-33
 Fitting, Flushing Tee, 3-37
 Fitting, Grease, Str, 2-73
 Fitting, Hyd, E90, Swivel Pf04/Pm04, 2-39
 Fitting, Hyd, Elbow, 2-73
 Fitting, Hyd, Str, Jm04/Om04, 2-97
 Fitting, Hyd, Str, Jm06/Om08, 2-97
 Fitting, Hyd, Str, Jm08/Om08, 2-97
 Fitting, Hyd, Str, 2-73
 Fitting, Pipe, Plug, Pm08 Sq Head, 2-39
 Fitting, Pipe, Str, Pm04/Pf02, 2-39
 Fitting, Schrader, 4-17
 Fitting, Special, 2-35
 Flange Mounting, 4-8, 4-9
 Flange, Brg, 1.9id 2h, 2-97
 Flange, Mounting, 4-10
 Flange, Brg, 3 Hole, 2-95
 Flap, Tire-Tube ,570/500-8, 3-60
 Flap, Tube, 2-55
 Flasher, 12V, 3-15, 3-17, 3-19
 Flasher, Heavy Duty, 3-3, 3-5
 Fluid, Hyd Oil, Shp 15/40 1Gal, 2-2
 Flywheel and Ring Gear Assembly, 5-16
 Foam, Acoustic, Hopper, 2-81
 Foam, Door, Engine, Side, 2-19
 Foam, Engine Cover, Bottom, 2-17
 Foam, Engine Cover, 2-17
 Frame Wldt, Main, 2-7
 Front Plate Assembly, 4-4
 FrontPlate Assy, 4-5
 Ftg."Y".62 Id Hose - Heater, 3-37
 Ftg, Grease .25-28Th Strt .63L, 2-71
 Ftg, Grease.25-28Th Strt .63L, 2-53
 Ftg, Bulkhead .25Npt Wh W21204, 2-47
 Ftg, Pipe, Nip. Blk1.25Ptx2.0Lg L, 2-29
 Ftg-Brs E90 Em10/Pm06, 2-37
 Ftg-Brs E90 EM10/Pm08, 3-37
 Ftg-Brs E90 If05/Pm02, 2-45
 Ftg-Brs E90 Pm08/Sm08, 2-37
 Ftg-Brs E90, 2-45
 Ftg-Brs Str Bm03/Pm02, 2-37
 Ftg-Brs Str Em10/Pm06, 3-37
 Ftg-Brs Str, 2-45, 2-81
 Ftg-El90 Npt/Npt 04Pf/04Pm, 2-47
 Ftg-El90 Npt/Npt S04Pf-04Pm, 2-37

CROSS REFERENCE

Ftg-Hyd Brass Npt/Npt 06Pm/06P, 2-37
Ftg-Hyd Cap Jf06, 2-29
Ftg-Hyd E45 Jm04/Jf04, 2-71
Ftg-Hyd E45 Jm04/Om04, 2-87
Ftg-Hyd E45 Jm06/Om06, 2-21
Ftg-Hyd E45 Jm12/Om12, 2-15
Ftg-Hyd E45 PM04/PF04, 2-47
Ftg-Hyd E90 Jm12/Jf12, 2-101
Ftg-Hyd E90 Jm08/Om08, 2-101
Ftg-Hyd E90 Jm04/Jf04, 2-113
Ftg-Hyd E90 Jm04/Om04, 2-53, 2-71, 2-85
Ftg-Hyd E90 Jm06/Jf06, 2-29, 2-87
Ftg-Hyd E90 Jm06/Om06, 2-53
Ftg-Hyd E90 Jm08/Om08, 2-113, 2-115
Ftg-Hyd E90 Jm08/Om10, 2-111
Ftg-Hyd E90 Jm10/Jf10, 2-113
Ftg-Hyd E90 Jm10/Om08, 2-113
Ftg-Hyd E90 Jm10/Om12, 2-115
Ftg-Hyd E90 Jm12/Om12, 2-15
Ftg-Hyd E90 Pm04/Jm06, 2-37
Ftg-Hyd E90 Spcl, 2-35
Ftg-Hyd Plg Jm08, 2-111
Ftg-Hyd Rst Jm04/.047, 2-85
Ftg-Hyd Str Jm04/Jf08, 2-101
Ftg-Hyd Str Jm10/Jf12, 2-101
Ftg-Hyd Str Jm12/Om08, 2-101
Ftg-Hyd Str Jm04/Jf06, 2-115
Ftg-Hyd Str Jm04/Jf08, 2-115
Ftg-Hyd Str Jm04/Om04, 2-71, 2-95
Ftg-Hyd Str Jm04/Om06, 2-113
Ftg-Hyd Str Jm04/Om08, 2-113
Ftg-Hyd Str Jm06/Jf10, 2-113
Ftg-Hyd Str Jm06/Om06, 2-111
Ftg-Hyd Str Jm06/Om08, 2-95
Ftg-Hyd Str Jm06/Om10, 2-87, 2-115
Ftg-Hyd Str Jm06Om06L, 2-113
Ftg-Hyd Str Jm08/Jf12, 2-111
Ftg-Hyd Str Jm08/Om08, 2-95
Ftg-Hyd Str Jm08/Om10, 2-115
Ftg-Hyd Str Jm10/Om10, 2-53
Ftg-Hyd Str Jm10/Om12, 2-115
Ftg-Hyd Str Jm20/Om20, 2-111, 2-115
Ftg-Hyd Str Pm04/Pf02, 2-29, 2-37
Ftg-Hyd Tee Jm08Jmjf, 2-101
Ftg-Hyd Tee Jm12Jmjf, 2-101
Ftg-Hyd Tee Jm04Omjm, 2-101
Ftg-Hyd Tee Jm04Jmbjm, 2-71
Ftg-Hyd Tee Jm04Jmjf, 2-113
Ftg-Hyd Tee Jm06Jmom, 2-113
Ftg-Hyd Tee Jm06Omjm, 2-115
Ftg-Hyd Tee Jm08Jfjm, 2-115
Ftg-Hyd Tee Jm10/JfJm, 2-113
Ftg-Hyd Tee Jm12Jmom, 2-111
Ftg-Metric Str Omm14/Jm06, 2-29
Ftg-Plug Npt 02Pm Sq Hd, 2-45
Ftg-Str Npt/Npt 04Pf-04Pm, 2-47
Ftg-Str Npt/Npt 06Pf-08Pm, 3-37
Ftg-Tee Npt 04Pm- 04Pf- 04Pf, 2-37, 2-47
Fuelline,.375 Od, 2-37
Fuelline, 2-45

G

Gas Cap, Protectoseal, 3-55
Gasket - Thermostat Hsg, 2-29
Gasket, Cylinder Head, 5-2
Gasket, Exhaust Manifold, 5-10
Gasket, Front Cover, 5-11
Gasket, Fuel Pump 1.1-1.6Liter, 2-29
Gasket, Hourmeter, 2-23
Gasket, Intake Manifold, 5-10
Gasket, Oil Drain Plug, 5-9
Gasket, Oil Pump to Block, 5-9
Gasket, Rear Retainer, 5-7
Gasket, Rocker Arm Cover, 5-2
Gasket, Water Pump, 5-12
Gasket, 2-2, 2-23, 2-33, 2-35, 2-45, 2-83
Gauge, Fuel, 0-90ohm 8-18vdc (Gas Machine Only), 2-23
Gauge, Hourmeter, Electronic, 2-23
Gear, Drive , 4-5
Gear, Idler, 4-5
Gear, idler, 4-5
Gear, Slip Fit, 4-4
Gear, 4-5, 5-9
Geroler, 4-6, 4-7
Geroter & Coupler, 4-3
Gerotor Set, 4-8, 4-9, 4-10, 4-14
Glass, Sight, 4-17
Governor, Gas, 2-33
Governor, Lpg, 2-35
Grille, Left, 2-15
Grille, Right, (Gasoline), 2-13
Grille, Right, (LPG), 2-13
Grip, Vinyl, 2-93, 2-113
Grommet, Rbr, 0.62ld, F/0.9H, .06Matl, 3-69
Grommet, Rbr, 0.69 ID, 3-8, 3-9, 3-10, 3-11, 3-12, 3-13, 3-15, 3-17, 3-19
Grommet, Rbr, 0.69id, F/ 0.1h, .25matl, 3-45
Grommet, Rubber, 3-27
Grommet,Rbr, 0.38 In, 3-31, 3-37
Grommet,Rbr, 0.56 In, 3-12, 3-13, 3-15, 3-17, 3-19
Grommet,Rbr, 0.69 In, 3-35
Grommet,Rbr,0.25ld,For .09Matl, 2-23
Grommet,Rbr,0.56ld,For .13Matl, 3-10, 3-11
Grommet,Rbr,0.63ld, F/0.8H, .12Matl, 3-8, 3-9
Grommet,Rbr,1.06ld,For .19Matl, 2-75
Grommet,Rbr,1.50ld,For .19Matl, 2-49
Grommet,Rbr,1.62ld,For .13Matl, 2-21
Guard Kit, 355L, 3-23
Guard Wldt, Lights, Revl&Flsh, 3-10, 3-11
Guard Wldt, Ohg, Top, 3-23
Guard, Brush, 2-87
Guard, Fan, W/Label, Gas, 2-49
Guard, String, Brush Motor, 2-87

H

Handle Assy, Latch, Eng Cover, 2-17
Handle, Cntrl, Lh, 2-113
Handle, Cntrl, Str, 2-113
Handle, Cntrl, 2-113
Handle, Control Valve, Bent, 2-113
Handle, Control Valve, Straight, 2-113
Handle, Grab, 3-49, 3-51
Handle, Lift, Brush, 2-81
Handle, Paddle, 3-29
Handle, Safety Arm, 2-85
Harness, AC 6500/6550, 3-46
Harness, Adapter, B/u Alarm, 3-15, 3-17, 3-19
Harness, Alarm, Backup, 3-15, 3-17, 3-19
Harness, Cab, 3-27
Harness, Engine Vsg411/413, 2-129
Harness, Engine, Gas/Lpg, 2-134
Harness, Fuel, Gas/Die 355L, 2-129
Harness, Hopper, 2-129
Harness, Horn, 2-129
Harness, Hppr, [6500], 2-134
Harness, Jumper, 2-129
Harness, Main, Gas/LPG 6500L, 2-129
Harness, Main, Gas/Lpg, [6500], 2-134
Harness, Revolv Light, Cab,Ohg, 3-8, 3-9, 3-12, 3-13
Harness, Turn Signal, 3-3, 3-5
Harness, Wire, Hazard, 3-10, 3-11
Harness, Wire, Shaker Motor 6500/6550, 2-129
Head Assembly, Cylinder, 5-2
Headlight Assy,210G, 3-15, 3-17, 3-19
Headlight, 12V. Rect., 2-79
Headlight, 12V.Rect., 2-75
Headliner, Plenum, 3-38
Heater Kit 355L, 3-37
High Alt Vaporizer Spring Im, 2-37
Hinge Wldt, Cab Door, 3-29
Hinge Wldt, Door, Engine, 2-19
Hinge Wldt, Engine Cover, Lh, 2-99
Hinge Wldt, Engine Cover, Rh, 2-99
Hinge Wldt, Long Pin, 3-29
Hinge Wldt, Short Pin, 3-29
Hinge, Coverhopper, 2-75
Hinge, Door, Brush, 2-8, 2-9
Hinge, Hopper Cover, 2-77
Hinge, 2-13, 2-15
Hopper Cover Assembly, 2-77
Hopper Wldt, 6500/6550 Ss, 3-65
Hopper Wldt, 2-65
Hopper, Molded, 2-67
Horn Assy, Back-Up Alarm, 3-15, 3-17, 3-19
Horn, 12V, 2-7
Hose Assy, Reduced Barrier, Air-Cond, 3-43
Hose Rbr,0.38 Idx .062D 12.0Lg, 2-29
Hose Vac.,Rubber, .16ld,28.0L, 2-37, 2-39
Hose, Fuelline, 2-45
Hose, Heater (Cut in 2), 3-37
Hose, Heater, (Cut in 2), 3-41, 3-43
Hose, Heater, 0.62id 74l, 3-41, 3-43

Hose, Heater, E90, 0.62id 09.5 4.0, 2-39
 Hose, Heater, E90, 0.62id 24.0 4.0, 2-39
 Hose, Heater, 2-33, 2-37
 Hose, Lpg, 4Lpg X 35.0Lg, 2-47
 Hose, Lpg, Med05, Pm04str/Sm04str, 55.0l, 2-39
 Hose, Lpg, Med08, Jf12str/Jf12e90, 17.0l, 2-39
 Hose, LPG, Spl, .25 I.D. 55.0L, 2-37
 Hose, Molded, Air Intake, 2-41
 Hose, Molded, 2-33, 2-35
 Hose, Radiator, Upper, 2-49
 Hose, Radiator, 2-49
 Hose, Rbr, 3-49, 3-51
 Hose, Reducer, 3-49, 3-51
 Hose, Vacuum .16 Id X 19.0 Lg, 2-37
 Hose, Vacuum, 0.16ID 60.0L, 3-69
 Hose, Vacuum, 2-33, 2-81, 2-83
 Hose,.62 Idx60.00 Lng, Heater, 3-37
 Hose& Cuff Assy,Vinyl3.0ldx 24, 3-49, 3-51
 Hose&2Cuff Assy,Vinyl2.0ld10Ft, 3-53
 Hose-Hyd Ar 04, Jf Str/E90, 114.0L, 2-109
 Hose-Hyd Ar 04, Jf Str/E90, 80.0L, 2-109
 Hose-Hyd Low04 Jf/J4, 2-107, 2-109
 Hose-Hyd Low06 Jf/J4, 2-107, 2-109
 Hose-Hyd Low08 Jf/J4, 2-107, 2-109
 Hose-Hyd Low08 Jf/Jf, 2-111
 Hose-Hyd Low12 Jf/Jf, 2-107, 2-109
 Hose-Hyd Med04 Jf/J4, 2-107, 2-109
 Hose-Hyd Med04 Jf/J9, 2-107, 2-109
 Hose-Hyd Med04 Jf/Jf, 2-107, 2-109
 Hose-Hyd Med06 Jf/J9, 2-107, 2-109
 Hose-Hyd Med06 Jf/Jf, 2-107, 2-109
 Hose-Hyd Med08 Jf/J9, 2-107, 2-109
 Hose-Hyd Med08 Jf/J19, 2-107, 2-109
 Hose-Hyd Med10 Jf/J4, 2-107, 2-109
 Hose-Hyd Med10 Jf/J9, 2-107, 2-109
 Hose-Hyd Med10 Jf/J19, 2-107, 2-109
 Hose-Hyd Med12 Jf/J9, 2-107, 2-109
 Hose-Hyd Med12 Jf/J19, 2-107, 2-109
 Hose-Hyd Suc20 Jf/J4, 2-107, 2-109
 Hose-Lpg Med08 Spl S08jf/08j9, 2-37
 Housing Assy Pkg, Evaporator/Heater (See Breakdowns), 3-43
 Housing Assy Pkg, Evaporator/Heater, 4-18
 Housing Assy Pkg, Pressurizer (See Breakdowns), 3-39
 Housing Assy Pkg, Pressurizer, 4-20
 Housing Assy, Pkg, Condenser/Fan (See Breakdowns), 3-43
 Housing Assy, Pkg, Condenser/Fan, 4-17
 Housing Assy, Pkg, Heater (See Breakdowns), 3-41
 Housing Assy, Pkg, Heater, 4-19
 Housing Cl, 4-8, 4-9
 Housing Wldt, Coil/Blower, 4-18, 4-19, 4-20
 Housing Wldt, Filter, 3-35
 Housing, Brg, 4-6, 4-7
 Housing, Condenser/Fan, 4-17
 Housing, Flywheel, 2-31
 Housing, Headlight, 2-75

Housing, Sppt, Wheel, 2-53
 Housing, Valve, 4-6, 4-7
 Housing, 4-10
 Hub & Stud Assy, 2-53
 Hub Assy, Brush Arm, 2-95
 Hub, Brush Adaptor, 2-87
 Hub, Pivot, 2-71, 2-73

I

Idler Gear Assembly, 4-4
 Impeller 9.00 Dia., 2-99
 Indicator, Oil Level, 5-9
 Indicator,Service,Air Filter, 2-41
 Insert, Exhaust Valve Seat, 5-2
 Insert, Intake Valve Seat, 5-2
 Insulation, Acoustic, Engine Cover, 2-17, 2-99
 Insulation, Acoustic, Firewall, 2-7
 Insulation, Acoustic, Hopper, 2-65
 Insulation, Acoustic, Panel, 2-11
 Insulation, Acoustic, Plate, 2-11
 Insulation, Acoustic, Seat, 2-11
 Insulation, Acoustic, 2-25, 3-27
 Insulation, Foam, 2-81, 3-73, 3-75
 Insulation, S/Foam, Rear, 3-25
 Insulation,S/Foam Door, 3-25
 Insulation,S/Foam Rear, 3-25
 Insulation,S/Foam,Panel, 3-25
 Insulation,S/Foam,Roof, 3-25
 Insulation,S/Foam,Side Lh, 3-25
 Insulation,S/Foam,Side Rh, 3-25
 Isolator Assy, Valve, 2-113
 Isolator, Vibration .37 Dia, 2-99
 Isolator-Vibration, 125lb. Rating, 2-43
 Isolator-Vibration,60 Lb.Ratng, 2-49, 2-99

K

Key Set,Switch Ku, 2-23
 Key, Switch, Set Of Two, 2-2, 2-3
 Key, Woodruff, 5-7
 Key, Round, 4-4
 Key-Wdruff 0.25 1.00 Asa#0808, 4-8, 4-9
 Key, 4-3, 4-5, 4-6, 4-7, 4-11
 Kit, Carburetor, 2-33
 Kit, Ci, Rnd Brush Lift Handle, [6500], 2-93
 Kit, Cl, Switch. press, [6500], 3-69
 Kit, Cl, Tail Light, [6500], 3-7
 Kit, Ci, Tilt Steering, [6500], 3-71
 Kit, Detent I&O, 4-13
 Kit, Detent In, 4-13
 Kit, Detent Out, 4-13
 Kit, Filter, Surface Load, 98 Plts (Option), 2-81, 2-83
 Kit, Filter, Synthetic (Option), 2-81, 2-83
 Kit, Fltr, Fine Particle, 2-2, 2-3
 Kit, Maint Seal, Hopper Door 6500, 2-3
 Kit, Maint Skirt, Hopper 6500, 2-3
 Kit, Maintenance, 800Hr, 2-2
 Kit, Oil Pan Gasket, 5-9
 Kit, Repair, Vaporizer, F/383170, 2-39

Kit, Replmt, Connector, Cable, Brake, 2-57
 Kit, Replmt, Control, Govnr, [All Purps], 2-33, 2-35
 Kit, Replmt, Seal, 2-2, 2-3
 Kit, Seal, Hyd, Valve, 2-2, 2-3
 Kit, Seal, Hyd, 2-2, 2-3
 Kit, Transport, Plstc Hopper, 6500, 3-67
 Knob, 1.375 Dia, Black, 2-113
 Knob, Adjusting, 2-89, 2-91
 Knob, Black, M8, 3-49, 3-51
 Knob, Star, 2.2od 8ear 1.1l M10x1.5 Pls, 2-93
 Knob, Tapered M8, 2-21
 Knob, Tapered, 2-89, 2-91
 Knob, Tpr, 1.12D 3.86L M10X1.5 Plstc, 2-93
 Knob, Tpr, 1.12d 3.88l M08x1.25 Plstc, 3-71

L

Label Kit, Complete, 6500 Line, 2-135
 Label Set, Info & Hazard 6500, 2-135
 Label Set, Operational 355L, 3-49, 3-51
 Label Set, Operational 6500, 2-135
 Label Set, Opertnl, [6500], 2-135
 Label, Air Cond On-Off, 3-45
 Label, Heat On-Off, 3-41, 3-43
 Label, Numerals 6500, 2-135
 Label, Operational, Cab, 3-31
 Label, Spec, Air-Cond, 3-43
 Label, Tennant Logo, Oval 10.5, 2-77
 Label, Tennant Logo- 10.0 Blue, 2-75
 lamp, 12Vdc, 0.5A Watt 04Cp, 3-7
 Latch Assy, Door Holder, Rbr, 2-13
 Latch Assy, LPG Tank Mtg,W/Nut, 2-47
 Latch, Bolt, 2-8, 2-9, 2-13, 2-15, 2-17
 Latch, Draw, Flexible, 2-79, 3-66
 Latch, Hook, Lh, 2-9, 2-15
 Latch, Hook, RH, 2-13
 Latch, Hook, Rh, 2-8
 Latch, Ss, 4-18, 4-19, 4-20
 Latch, 2-17, 2-19, 2-95, 3-29
 Lens,Flashing Lite Fr207 Amber, 3-8, 3-10, 3-12
 Lens,Flashing Lite Fr207 Blue, 3-8, 3-10, 3-12
 Lens,Flashing Lite Fr207 Red, 3-8, 3-10, 3-12
 Lens,Rev.Light,Amber, 3-9, 3-11, 3-13
 Lens,Rev.Light,Blue, 3-9, 3-11, 3-13
 Lens,Rev.Light,Red, 3-9, 3-11, 3-13
 Lever Wldt, Baffle, Blowr Wand, 3-49, 3-51
 Lever Wldt, Brush Lift, 2-93
 Lever Wldt, M Br, 2-91
 Lever Wldt, S Br, 2-89
 Lever Wldt, Tilt, 2-21
 Lever, Brake, 2-59
 Lever, Door Release, 3-29
 Lever, 3-71
 Light Assy Mark/Yel 12V- . A, 3-3
 Light Assy Mark/Yel 12V, 3-5
 Light Assy Work/Clr 12V- . A, 3-21

CROSS REFERENCE

Light Assy, Dome, 3-31
Light Kit Flsh 355L Cab, 3-12
Light Kit Flsh 355L Lrc, 3-10
Light Kit Flsh 355L Ohg, 3-8
Light Kit Revl 355L Cab, 3-13
Light Kit Revl 355L Lrc, 3-11
Light Kit Revl 355L Ohg, 3-9
Light Kit Sgnl 355L, 3-3
Light Kit Sgnl 6500, 3-5
Light Kit, Side Brush 355L, 3-21
Light, Flashing, Amber, 12V-Re, 3-8, 3-10, 3-12
Light, Panl, 14vdc, , 1.1 X 1.0 (LPG Machine Only), 2-23
Light, Panl, 14vdc, , 1.1 X 1.0, 2-23
Light, Panl, 14Vdc, 1.1x1.0, 3-69
Light,Rev.Amber 12V-Reworked, 3-9, 3-11, 3-13
Liner, Cylinder, 5-3
Link Assy, Valve Handle, 2-113
Linkage Kit, 2-33, 2-35
Lock, Valve Spring, 5-2
Louver Assy, 3-35

M

Magnet, Drive Brush, 3-49, 3-51
Main Bearing, Crankshaft, Lower 0.015 OS OD, 0.010 US ID, 5-7
Main Bearing, Crankshaft, Lower 0.015 OS OD, 0.020 US ID, 5-7
Main Bearing, Crankshaft, Lower 0.015 OS OD, Std ID, 5-7
Main Bearing, Crankshaft, Lower Std OD, 0.005 US ID, 5-7
Main Bearing, Crankshaft, Lower Std OD, 0.010 US ID, 5-7
Main Bearing, Crankshaft, Lower Std OD, 0.020 US ID, 5-7
Main Bearing, Crankshaft, Lower Std OD, 0.030 US ID, 5-7
Main Bearing, Crankshaft, Lower Std OD, Std ID, 5-7
Main Bearing, Crankshaft, Upper 0.015 OS OD, 0.010 US ID, 5-7
Main Bearing, Crankshaft, Upper 0.015 OS OD, 0.020 US ID, 5-7
Main Bearing, Crankshaft, Upper 0.015OS OD, Std ID, 5-7
Main Bearing, Crankshaft, Upper Std OD, 0.005 US ID, 5-7
Main Bearing, Crankshaft, Upper Std OD, 0.010 US ID, 5-7
Main Bearing, Crankshaft, Upper Std OD, 0.030 US ID, 5-7
Main Bearing, Crankshaft, Upper Std OD, Std ID, 5-7
Main Bearing, Crankshaft, UpperStd OD, 0.020 US ID, 5-7
Maint Kit, Seals 355L, 2-3
Maint Kit, Skirts 355L, 2-3
Manifld Insert, 5-10
Manifold, Exhaust, 2-29

Manifold, Intake, 5-10
Manual Op/Mt 6500 French, 3-76
Manual Op/Mt 6500 Japanese, 3-76
Manual Op/Mt 6500 Spanish, 3-76
Manual Pkg 6500, 3-76
Manual Service 6500/6550, 3-76
Manual, Cd-Rom, Oprtr & Parts, All [Na], 3-76
Manual, Cd-Rom, Service, 3-76
Manual-Fiche Pkg 6500G, 3-76
Module, Control, Ignition, 2-33, 2-37, 2-39
Module, Shaker, 12V, 2-27, 2-81
Molding, Trim 11-14Ga 7.50, 2-75
Molding, Trim 11-14Ga 25.62, 2-7
Molding, Trim 11-14Ga 10.00, 2-21
Molding, Trim 11-14Ga 14.20, 2-11
Molding, Trim 11-14Ga 22.80, 2-11
Molding, Trim 11-14Ga 5.75, 2-21
Molding, Trim 11-14Ga 7.5, 2-77
Molding, Trim, .08-.11 07.50, 3-43
Motor Assy, Heater W/Fan, 3-37
Motor, Hyd Gear In 02.8 B 1500, 4-8
Motor, Hyd Gear In 18.6 B 3000, 4-6
Motor, Hyd Gear In, 4-7
Motor, Hyd Gear, 4-9
Motor, Hyd, Gear (See Breakdown), 2-97
Motor, Hydraulic, 4-10, 4-11
Motor-Ele 12V, Wiper, Windshld, 3-31
Motor-Hyd Gear (See Breakdowns), 2-53, 2-87, 2-95, 2-101
Muffler, Exhaust, 2-43
Muffler, Spark Arresting, 3-56

N

Nut Hx Stover M 8X1.25, 2-29
Nut Speed, Retainer, 8-32 Thd, 3-15, 3-17, 3-19
Nut, Adjustable, LPG Tank Mtg, 2-47
Nut, Hex, Flange, M08-1.25, 2-65
Nut, Hex, Flange, M8, 3-73, 3-75
Nut, Hex, Jam, .50-20, 2-57
Nut, Hex, Jam, M10 X 1.5, Ss, 2-93
Nut, Hex, Lock, .31-18, NI, 2-75
Nut, Hex, Lock, .38-16, NI, 3-44
Nut, Hex, Lock, .75-10NI, 2-97
Nut, Hex, Lock, M04x0.7, NI, 3-53
Nut, Hex, Lock, M05-0.8, NI,Ss, 2-71, 2-73
Nut, Hex, Lock, M05x0.8, NI, 3-7
Nut, Hex, Lock, M06 X 1.0, NI, 2-13, 2-23, 2-27, 2-33, 2-37, 2-39
Nut, Hex, Lock, M06-1.0, NI,Ss, 2-65, 2-67, 2-69, 2-71, 2-73, 2-75, 2-79
Nut, Hex, Lock, M06-1.0, NI, 2-77
Nut, Hex, Lock, M08 X 1.25, NI, 2-13
Nut, Hex, Lock, M08 X 1.25,NI, Ss, 2-89
Nut, Hex, Lock, M08 X 1.25,NI, 2-93
Nut, Hex, Lock, M08-1.25,NI,Ss, 2-7, 2-65, 2-67, 2-73
Nut, Hex, lock, M08x1.25, NI, 2-97
Nut, Hex, Lock, M12 X 1.75,NI, 2-13, 2-15
Nut, Hex, Lock, M12-1.75,NI,Ss, 2-79
Nut, Hex, Lock, M12-1.75,NI, 2-79

Nut, Hex, M10, 3-73, 3-75
Nut, Hex, M6, 3-75
Nut, Hex, M8, 2-43
Nut, Hex, Std, M03 X 0.5, 2-23
Nut, Hex, Std, M08 X 1.25, 2-15
Nut, Hex, Std, M12 X 1.75, 2-57
Nut, Hx Stover M8 x 1.25, 5-10
Nut, Hxlocnyln M10x1.5, 2-55
Nut, isolator, .25-20 Wall Thk .031-.187, 3-31
Nut, Retainer R/.312 Dia, 2-85
Nut, U M 6X1.0 Pltd, 2-17
Nut, U M 6X1.0 Pltd, 2-23
Nut, U M6 X 1.0, 3-31
Nut, U M 8X1.25 Pltd, 2-11
Nut, Wheel, .50-20 X 60 Angle, 2-2, 2-3
Nut, Wing .44-20 Special, 2-41
Nut, Wing, 2-51
Nut-Hx Jam M10x1.5 Ss, 2-89, 2-91
Nut-Hx Jam M20x1.5 4 Pltd, 2-21
Nut-Hx Stdss M10x1.5 Left, 2-63
Nut-Hxlocnyln .25-20 Thin Pltd, 2-61
Nut-Hxlocnyln .38-16 Thin Pltd, 2-63
Nut-Hxlocnyln M 6X1.0 Reg Ss, 2-3
Nut-Hxlocnyln M 6X1.0 Reg Ss, 2-3
Nut-Hxlocnyln M 8X1.25 Reg Ss, 2-3, 2-4
Nut-Hxlocnyln M6 x 1.0 Regss, 2-59
Nut-Hxslot 1.00-20 Pltd, 2-57
Nut-Hxslot 1.12-18 Pltd, 2-53
Nut-Hxslot .75-16 Pltd, 4-8, 4-9
Nut-Wheel .50-20 60 Angle, 2-53
Nut, 4-6, 4-7

O

O-Ring Gland, 2-115
Oil Pan and Plug, 5-9
Output Shaft, 4-10

P

Pad, Rubber, 2-59, 3-49, 3-51
Pad, Tank, Hyd, 2-111
Pad, Tread, 2-11, 2-61
Pad, 2-59
Pan Gasket Kit, 5-13
Panel Assy, Instr, 2-23
Panel Assy, Instrument w/label, 2-25
Panel Assy, Main Brush W/Label, 2-93
Panel Wldt, Perma Filter, 2-67
Panel Wldt, Sppt, Seat, 2-11
Panel Wldt, 2-47
Panel, Engine, 2-7
Panel, Filler, Upper, 2-11
Panel, Indicator Light, 2-23
Panel, Inside, 2-11
Panel, Instmt, W/ Label, [6500], 2-23
Panel, Mtg, Pressurizer, 3-35
Panel, Side, W/ Label, [6500], 2-25
Panel, Support, 2-89
Panel, Switch, Cab, 3-31

Panel, Valve Handle, W/ Label, [6500], 2-25
 Pedal, Propel w/pad, 2-61
 Performance Pkg 400Hr Gas 355L, 2-2
 Performance Pkg 400Hr LPG 355L, 2-2
 Pin Assy, Clevis, Hopper Lift, 2-85
 Pin Assy, Side Brush W/Clip, 2-87
 Pin Clevis .375 Dia X 1.13 Lg, 2-57, 2-59, 2-91
 Pin, Arm, Safety, 2-85
 Pin, Clevis .75 Dia X 5.5 Lg, 2-87
 Pin, Clevis, 0.25 D X 2.44L, 3-71
 Pin, Clevis, 0.37 D X 3.00L, 3-71
 Pin, Clevis, 0.37 DiaX3.00L, 3-29
 Pin, Clevis, 0.38 D X 1.13L, 2-93
 Pin, Clevis, 0.50 D X 1.25L, 2-57
 Pin, Clevis, 2-73, 3-73, 3-75
 Pin, Cotter , 2-71
 Pin, Cotter, .094 X 0.75, 2-57, 3-71
 Pin, Cotter, .094 X 1.00, 2-93
 Pin, Cotter, .125 X 1.00, 2-57, 3-71
 Pin, Cotter, 2.3 mm, 5-5
 Pin, Dowel Ce, 4-3
 Pin, Drive Gear, 5-9
 Pin, Grooved, 2-85
 Pin, Hair Cotter, 2-87, 3-73, 3-75
 Pin, Hopper, Lift, 2-79
 Pin, Lh, 2-85
 Pin, Pivot, Upper, 2-13, 2-15
 Pin, Rh, 2-85
 Pin, Roll, .250 D X 3.50L, .250/.256, 2-97
 Pin, Wheel Support, Rear, 2-53
 Pin,Clevis,0.25 Dia.X 2.44 Lg, 2-21
 Pin,Clevis,0.37 Dia.X 1.00 Lg, 2-57
 Pin,Clevis,0.37 Dia.X 1.50 Lg, 2-89
 Pin,Clevis,0.37 Dia.X 2.00 Lg, 2-89
 Pin,Clevis,0.37 Dia.X 2.12 Lg, 2-61
 Pin,Clevis,0.37 Dia.X 3.00 Lg, 2-21
 Pin,Clevis,0.50 Dia.X 1.25 Lg, 2-71
 Pin,Clevis,0.50 Dia.X 2.00 Lg, 2-71
 Pin,Clevis,0.50 Dia.X 2.25 Lg, 2-71
 Pin,Clevis,0.50 Dia.X 3.75 Lg, 2-61
 Pin,Clevis,0.50 Dia.X 5.00 Lg, 2-87
 Pin,Clevis,0.50 Dia.X 5.50 Lg, 2-87
 Pin,Hair Cotter #Lhcot-2,Leitk, 2-11
 Pin,Roll,.090dx0.75L,.094/.097, 3-49, 3-51
 Pin,Roll,.180dx1.25L,.187/.192, 2-71
 Pin,Roll,.380dx2.00L,.375/.382, 2-71, 2-95
 Pin-Grvd,1.00D 3.0L2/ 2.71Btwn, 2-85
 Pin, 4-6, 4-7, 4-14, 5-5
 Piston, Pin and Ring Assembly, Std, 5-7
 Piston, Pin and Ring Assembly,, 5-7
 Piston, 4-7
 Pivot Assy, S Br, 2-87
 Plate - Hose Support, 2-53
 Plate Wldt, Blower Wand, 3-49, 3-51
 Plate Wldt, Brush, Adj, [6500], 2-93
 Plate Wldt, Cover, Bottom, 2-17
 Plate Wldt, Sprngbrkt Backing, 2-75
 Plate Wldt, Stop, [6500], 2-93
 Plate, Access, 2-27
 Plate, Backing, Handle, 3-49, 3-51
 Plate, Circuit Breaker, 2-27

Plate, Cover, 3-27
 Plate, Deflector, Eng Cover, 2-17
 Plate, Deflector, Engine Cover, 2-17
 Plate, Filler, 2-49
 Plate, Floor w/tread, 2-11
 Plate, Light Mtg., 3-8, 3-9
 Plate, Mtg, Latch, 2-13, 2-95
 Plate, Mtg, Main Brush Shaft, 2-95
 Plate, Mtg, Wiper Kit, 3-31
 Plate, Panel, Shaker, 2-81
 Plate, panel, Shaker, 2-83
 Plate, Reinforcement-Ignition, 2-23
 Plate, Retainer, Bumper, 2-79
 Plate, Retainer, Dump Door, 2-73
 Plate, Retainer, Dump Door, 2-3
 Plate, Retainer, Front, Lh, 2-3
 Plate, Retainer, Lh, 2-3, 2-79
 Plate, Retainer, Rh, 2-79
 Plate, Retainer, 2-4, 2-67, 2-69, 3-73, 3-75
 Plate, Seal, Sppt, Seat, 3-27
 Plate, Seal, 2-95, 2-97
 Plate, Spacer, Magnet, 3-49, 3-51
 Plate, Spacer, 3-73, 3-75
 Plate, Support, Hopper, 2-67
 Plate, Thrust, 5-5
 Plate, Valve Ce, 4-3
 Plate, Wear, 4-5, 4-14
 Plate-Cover, 2-27, 3-31
 Plate, 2-33, 2-35, 2-65, 2-67, 3-73, 3-75, 4-6, 4-7
 Plug (Replaced by none), 5-9
 Plug & O-Ring, 4-13
 Plug #4, 4-6, 4-7
 Plug Assembly Ph, 4-8, 4-9
 Plug Assembly, 4-3, 4-13
 Plug Weld, Brush Drive, Sweep, 2-95
 Plug Wldt, Drive, Brush, Sweep, 2-97
 Plug Wldt, Idler, Brush, 2-97
 Plug Wldt, Idler, 2-95
 Plug, #6 O-Ring, 4-13
 Plug, #8 O-Ring, 4-13
 Plug, 1/4 NPT, 5-3
 Plug, Ball, Oil Gallery, 5-3
 Plug, Control Box, 2-33, 2-35
 Plug, Drain, 3-53
 Plug, Oil Drain, 5-9
 Plug, Plastic 1.00 D, 2-21
 Plug, Plastic, 1.00 D, 2-25, 3-27
 Plug, Rocker Arm Shaft, 11 mm, 5-5
 Plug, Thread 1/2-13, 2-95
 Plug, Tube, 2-95
 Plug, 2-97, 4-5, 4-7, 5-2, 5-3, 5-10
 Plugbtn .38H .03-.12 Blacknyl (LPG only), 2-25
 Plugbtn .62H .03-.12 Blacknyl, 2-27, 3-31
 Plugbtn .38H .03-.12 Blacknyl, 2-7
 Plugbtn .44H, 2-11
 Plugbtn .62H .03-.12 Blacknyl, 2-7
 Plunger, 4-13, 5-9
 Poppet, 4-7, 4-13
 Pressurizer Kit Cab 355, 3-35
 Pulley Assy - Cable, 1.5 Dia, 2-89, 2-91
 Pulley, Cable, 1.5D, Nyl, 2-57, 2-59

Pulley, Crankshaft, 1 Groove, 5-7
 Pulley, Crankshaft, 3-44
 Pulley, Water Pump, 3-44
 Pully Assembly 2.75, 2-89
 Pump Adaptor Assy, 4-3
 Pump Driveshaft, 4-3
 Pump Housing Asy Ce, 4-3
 Pump, Fuel, 2-45
 Pump, Gear, 4-4, 4-5
 Pump, Hyd Piston V 1.24 R 2750, 4-3
 Pump, Oil, 5-9
 Pump-Hyd Gear (See Breakdowns), 2-115
 Pump-Hyd Piston (See Breakdowns), 2-115

R

Race Thrust, 4-8, 4-9
 Race, Bearing, 4-3, 4-14
 Race, Inner Bearing, 4-3
 Race, Thrust, 4-10
 Radiator, 2-49
 Rail, Seat, Rh, 2-11
 Rectifier Assy Md, 2-42
 Regulator Assy Md, 2-42
 Relay, 12vdc, 40a, Spdt, [Potter], 2-27, 3-45
 Relay, Shrouded, 12 Vdc, 2-27
 Repair Info. Cl, 4-8, 4-9
 Repair Info., 4-5, 4-7, 4-10, 4-11
 Repair Info, Motor, 4-4, 4-6
 Repair Info, Valve, 4-13
 Repair Info, 4-3, 4-14
 Repair Kit, Fuelock, 2-37
 Repl. Kit, Bracket, 2-43
 Replm Kit, Case, 2-23
 Replm Kit, Cir Board, 2-23
 Replm Kit, Hourmeter, 2-23
 Replm Kit, Instr Panel, 2-23
 Replm Kit, Lamp, Backlighting (8), 2-23
 Replm Kit, Lamp, Fault (8), 2-23
 Replm Kit, Seal, 2-23
 Replm Kit, Touch Panel, 2-23
 Reservoir, 07.0 Gal W/label, 2-111
 Restrictor Ring Kit, 2-81, 2-83
 Retainer Assembly, Rear, 5-7
 Retainer, Front, 4-14
 Retainer, Seal, Hppr, .12 X 1.8 X 40.3L, 2-2, 2-3
 Retainer, 3-31, 5-2, 5-5
 Retaining Ring-External, 1.25D, 2-85
 Retaining Ring, 4-3
 Retaining Rng, 4-13
 Return Spring-Brakes, 2-57
 Rim Assembly, 2-55
 Rim Assy, 4.25" Bead x .188 Stl, 3-60
 Ring Set, Piston, 0.020 OS, 5-7
 Ring Set, Piston, 0.040 OS, 5-7
 Ring Set, Piston, Std, 5-7
 Ring, Ball, 1.38b 2.83d 0.67w, 2-97
 Ring, Gear, 5-16
 Ring, Locating, Starter, 2-31
 Ring, Retaining, Ext, .75 Dia, 2-85

CROSS REFERENCE

Ring, Retaining, Ext, 1.25 Dia, 2-85
Ring, Retaining, Intl, 2.00Dia, 2-85
Ring, Retaining, 4-14
Ring, Retain, Ex, 0.50Od, Selflock, 2-71
Ring, Retain, Ex, 0.98Od, E-Ring, 2-85
Ring-Retain, Ex, 0.98OD, E-Ring, 2-59
Ring, 2-113
Rivet, Plastic .181D x .720, 2-75
Rivet, Plastic .250x.898, 2-8, 2-9
Rivet, Plastic .325D x .787, 2-75
Rivet, Plastic .325x.787, 2-7
Rivet, Plstc, .325d X 0.787, 2-23
Rivet, Pop- .125Dx.38x.25Dhd Al, 3-27, 3-29
Rivet, Pop- .125Dx.44x.25, 2-79
Rod Assembly, Connecting, 5-7
Rod Weldt, Drive Linkage, 2-61
Rod Wldt, Seat, 2-11
Rod Wldt, 2-71
Rod, Adjusting, 2-61, 2-63
Rod, L, . D, 3-71
Rod, Latch, Engine Cover, 2-17
Rod, Speed Limiter, Adjusting, Rh, 2-61
Rod, Spring, 2-21
Rod, Valve Push, 5-5
Rod-End M10X1.5 W/Stud, 2-63
Rod-End M10X1.5 W/Stud, 2-61
Rod, 2-69
Roller Bearing, 4-3
Rotating Kit, 4-3
Rotor and Shaft, 5-9

S

Scr Hex .31-18X3.25, 4-3
Scr Hex M10X1.5 100, 3-49, 3-51
Scr Hex Ss .38-16 x0.75, 2-21
Scr Hex Ss .38-16 x1.25, 2-21
Scr Hexss M12x1.75, 2-95
Scr Hexss M6x1.0, 2-95
Scr Hexss M8x1.25, 2-91
Scr Hexssm 6X1.0 25, 2-3
Scr Hexssm 8X1.25 25, 2-3
Scr Hxfmgm 4x0.7 Pltd, 2-91
Scr Soc M 8X1.25 25, 2-85
Scr Soc M16-2.0x50, 2-53
Scr-Hex .25-20x0.75 Nylonloc, 2-99
Scr-Hex .31-24x0.62 Pltd, 2-63
Scr-Hex .38-16x2.00 Full Thd, 2-15
Scr-Hex .38-16x2.50 Full Thd, 2-13
Scr-Hex .75-10x3.50 Pltd, 2-53
Scr-Hex M12x1.75 40 10.9Pltd, 2-15
Scr-Hexfmgm 6x1.0 16 Pltd, 2-31
Scr-Hexss M6 x 1.0, 2-59
Scr-Hxfmgm 6X1.0 20 Pltd, 2-3
Scr-Hxfmgm 6x1.0, 3-33
Scr-Shld .250Dx1.25L 10-24, 3-29
Scr-Shld .312Dx1.00L .25-20, 2-61
Scr-Shld .375Dx0.38L .31-18, 3-29
Scr-Shld .500Dx1.25L .38-16, 2-63
Scr-Soc M 6X1.0 35 Nylonloc, 2-42
Screen, Spark-Arresting, 2-43
Screw, Cap, 4-3, 4-5, 4-10

Screw, Chz, M05x0.8x60, 4.8, 3-7
Screw, Hex Forming, M6, 3-73, 3-75
Screw, Hex, .25-20 X 0.50, Fmg, 3-43
Screw, Hex, .25-20 X 1.00, Fmg, 3-45
Screw, Hex, .31-12 X 1.50, Fmg, [Ab], 2-87
Screw, Hex, .31-18 X 1.00, 5, 3-39, 3-41, 3-43, 3-44
Screw, Hex, .38-16 X 1.25, 5, 3-44
Screw, Hex, .38-16 X 1.25, Ss, 3-71
Screw, Hex, .38-16 X 1.50, 5, 3-44
Screw, Hex, .38-16 X 4.00, 5, 3-44
Screw, Hex, .38-16x1.25, Nl, 2-87
Screw, Hex, Fmg, M06-1.0 X 16 Pltd, 2-83
Screw, Hex, Fmg, M06-1.0 X 20, 2-69
Screw, Hex, M04 X 0.7 X 10, Fmg, 2-25, 2-93
Screw, Hex, M04x0.7x20, Fmg, 3-53
Screw, Hex, M05 X 0.8 X 16, Fmg, 2-27
Screw, Hex, M05-0.8 X 16, Ss, 2-71
Screw, Hex, M05-0.8 X 16, Ss, 2-73
Screw, Hex, M06 X 1.0 X 16, 8.8, 2-13, 2-27, 2-39
Screw, Hex, M06 X 1.0 X 20, 8.8, 2-39
Screw, Hex, M06 X 1.0 X 25, 8.8, 2-33, 2-37, 2-39
Screw, Hex, M06 X 1.0 X 30, 8.8, 2-13, 2-33, 2-37, 2-39, 3-44
Screw, Hex, M06 X 1.0 X 35, Ss, 2-97
Screw, Hex, M06-1.0 X 12, Ss, 2-71
Screw, Hex, M06-1.0 X 16, Ss, 2-65, 2-67, 2-77
Screw, Hex, M06-1.0 X 20, Ss, 2-67, 2-75, 2-79
Screw, Hex, M06-1.0 X 25, Ss, 2-65, 2-69, 2-73
Screw, Hex, M06-1.0 X 40, Ss, 2-65, 2-67
Screw, Hex, M08 X 1.25 X 16, 8.8, 2-21, 3-71
Screw, Hex, M08 X 1.25 X 20, 8.8, 2-13, 2-15
Screw, Hex, M08 X 1.25 X 20, Ss, 2-93
Screw, Hex, M08 X 1.25 X 40, Ss, 2-89
Screw, Hex, M08-1.25 X 16, Ss, 2-67, 2-73, 2-77
Screw, Hex, M08-1.25 X 20, Ss, 2-65
Screw, Hex, M08-1.25 X 25, Ss, 2-65, 2-67, 2-73
Screw, Hex, M08-1.25 X 30, Ss, 2-7
Screw, Hex, M08-1.25 X 40, Ss, 2-71
Screw, Hex, M08x1.25x20, Ss, 2-97
Screw, Hex, M10, 3-73, 3-75
Screw, Hex, M10x1.5x25, Ss, 2-93, 2-97
Screw, Hex, M12 X 1.75 X 20, 8.8, 2-13
Screw, Hex, M12 X 1.75 X 25, 8.8, 2-13, 2-15
Screw, Hex, M12 X 1.75 X 40, 10.9, 2-15
Screw, Hex, M12-1.75 X 40, Ss, 2-79
Screw, Hex, M12-1.75 X 40, 10.9, 2-65, 2-79
Screw, Hex, M12-1.75 X 50, Ss, 2-79
Screw, Hex, M6-1.0, Ss, 2-79
Screw, Hex, M6, 2-83, 3-75

Screw, Hex, M8, 2-43, 3-73, 3-75
Screw, M4 x 10, 5-15
Screw, M5x16, 5-15
Screw, M6 x 14, 5-3
Screw, M8 x 14, 5-15
Screw, Pan, #10-14 X 0.75, 2-79, 2-83
Screw, Pan, F/Plst, 3-5
Screw, Pan, M03 X 0.5 X 12, 4.8, 2-23
Screw, Pan, M04-0.7 X 10, Ss, 2-81, 2-83
Screw, Pan, M04x0.7x16, 4.8, 3-53
Screw, Rocker Cover to Head, 5-2
Screw, Set, .25-28 X 0.25, Al, 2-39
Screw, Soc, M06-1.0 X 20, 12.9, 2-33, 2-35
Screw-Hexss M8x1.25, 2-87
Screw-Hexssm 6x1.0, 2-3, 2-4
Screw-Hexssm 8x1.25 55, 2-73
Screw-Hx M10x1.5 Pltd, 2-55
Screw, 4-10, 5-5
Screws, 4-3
Seal Kit, 4-10
Seal Foam Rbr .38 .62W 4.4L, 3-35
Seal Foam Rbr .38 .62W 18.6L, 3-35
Seal Kit, Motor, 4-11
Seal Kit, Mtr, 4-6
Seal Kit, One Cartridge, 4-11
Seal Kit, Pump Ce, 4-3
Seal Kit, Vlv, 4-13
Seal Kit, 4-4, 4-5, 4-7, 4-14, 4-15, 4-16
Seal Replmt Kit, 4-8, 4-9
Seal, 142.0 Lg Door, 3-27
Seal, 19.75 Lg, 3-27
Seal, Acoustic, Engine Cover, 2-99
Seal, Bulb 140.0 Lg, 2-2
Seal, Bulb, [Sd-0106], 140.00L, 2-81
Seal, Bulb, 2-75, 2-79
Seal, Cab Door, 3-29
Seal, Cab, Front, 3-27
Seal, Cab, Side, 3-27
Seal, Cover Plate, 5-9
Seal, Crankshaft Rear, 5-7
Seal, Door, Brush, Lh, 2-9
Seal, Door, Brush, Rh, 2-8
Seal, Door, Dump, Hpr, Rear, 2-2, 2-3
Seal, Door, Dump, Side, 2-3, 2-73
Seal, Door, Dump, 2-3, 2-73
Seal, Fan, Vac, Inlet, 2-99
Seal, Fan, Vac, Motor, 2-99
Seal, Fan, Vac, Outlet, 2-99
Seal, Fan, Vac, Transition, 2-99
Seal, Foam Rbr .31X.38X, 3-37
Seal, Foam Rbr, 2-8, 2-9
Seal, Foam Rubber, Filter, 2-83
Seal, Foam Rubber, Front, 2-83
Seal, Foam Rubber, 2-65
Seal, Foam, 2-23
Seal, Front Cover, 5-7, 5-11
Seal, Handle, Valve, 2-25
Seal, Heater Air, 3-37
Seal, Pocket, Hopper, 2-67
Seal, Pressurizer, 3-35
Seal, Rbr, .31 x .75 x 7.0, 2-8, 2-9
Seal, Rear Drive Grease Cavity, 2-53

Seal, Round 1.5Dx2.0L, 3-33
 Seal, Rubber, 2-19, 2-25
 Seal, Seat Side 1x1.5x6.75, 3-33
 Seal, Shaft, 2-73
 Seal, Ure, 0.38th, 0.75w 40.0l Adh, 2-83
 Seal, Vac Wand, 2-67
 Seal, Valve Stem, 5-2
 Seal, 2-2, 2-65, 2-69, 2-81, 2-83
 Seat Belt Kit 355L, 3-54
 Seat, 2-11
 Send Unit, 2-45
 Sender-Temperature, Water, 2-29
 Sensor, 45 Degree, 5-3
 Sensor, Map, 2-33, 2-37, 2-39
 Sensor, Water Temperature, 5-10
 Separator, Ignition Wire, 5-15
 Service Manual Vsg Fd, 3-76
 Shaft Assembly, Rocker Arm, 5-5
 Shaft Wldt, Brake w/pad, 2-59
 Shaft Wldt, Brush, 2-95
 Shaft, Baffle, 3-49, 3-51
 Shaft, Idler, 2-95
 Shaft, Output, 4-8, 4-9
 Shaft/Brg Kit, 4-6, 4-7
 Shaft, 2-97
 Shaker Module, 12V, 2-83
 Sheave, Water Pump, 1Gr 4.25Od, 2-42
 Sheet, Plastic, Backup, 2-83
 Shield Assy, Exhaust, 2-29
 Shield, Drip, 2-33
 Shim .010 Thk, 4-13
 Shim .015 Thk, 4-13
 Shim .035 Thk, 4-13
 Shock Absorber, 2-61
 Signal Assy Rework, E1740 Turn, 3-3
 Signal Assy Turn, 3-5
 Skirt Assy, Brush Door, Lh, 2-9
 Skirt Assy, Brush Door, Rh, 2-8
 Skirt, Bumper Stop, 2-79
 Skirt, Deflector, 2-2, 2-8, 2-9
 Skirt, Firewall, Rh, 3-33
 Skirt, Hopper, Top, 2-7
 Skirt, Lip, 2-2, 2-3, 2-4, 2-65, 2-67
 Skirt, Recirculation, Turf (Option), 2-7
 Skirt, Seal, M Br, 2-7
 Skirt, Side, SBDC, Lh, 2-67
 Skirt, Side, Sbdc, Lh, 2-3, 2-4
 Skirt, Bumperstop, 2-75
 Skirt, 2-2, 2-3, 2-69, 3-73, 3-75
 Sleeve, .254B .31D .52 Plstc, 2-95
 Sleeve, .259B .38D .62 Dom, 2-113
 Sleeve, .260B .50D .75, 2-113
 Sleeve, .344B .50D .81 Cr.Anc, 2-59
 Sleeve, 45" Lg, 2-73
 Sleeve, Bearing, 2-63
 Sleeve, Door Stop, 3-29
 Sleeve, Nyl, #27 35.0l, 2-97
 Sleeve, Nyl, #33 60.0l, 3-41, 3-43
 Sleeve-Nyln #20 20.0L, 2-71
 Sleeve-Nyln #20 65.0L, 2-87
 Sleeve-Nyln #24 30.0L, 2-15
 Sleeve-Nyln #24 35.0L, 2-95
 Sleeve-Nyln #38 30.0L, 2-21

Slinger, Oil, 5-7
 Solenoid Assy, Filter Shaker, 12V, 2-81
 Solenoid Assy, Filter Shaker, 2-83
 Solenoid, Starter-12v, 2-31
 Spacer Plate Cl, 4-8, 4-9
 Spacer Plate, 4-10
 Spacer, .31 B, 1.25 Od, .62 L (LPG Machine Only), 2-13
 Spacer, Duct, 3-38
 Spacer, Fan .88, 2-42
 Spacer, Pulley, 2-57, 2-59, 2-89, 2-91
 Spacer, Steel, 4-17
 Spacer, 2-49, 4-13, 4-14
 Spark Plug, 2-2, 5-15
 Spindle, Adjustment, 2-19
 Spring Assy, Recirculation, 2-7
 Spring Kit, 4-14
 Spring, Cmp, 0.970d .11wir 5.5l, 3-71
 Spring, Compression, 2-33
 Spring, Locating, 5-5
 Spring, Tension, Shaker, 2-83
 Spring, Tension, 2-69, 2-75
 Spring, Tors, 0.54id .11wir 06.0coil, 3-71
 Spring, Torsion, 2-21, 2-59
 Spring, Valve, 5-2
 Spring, Tens, .50Dx.05Wire 2.5L, 2-113
 Spring-Gas 120Lb 7.1 Stroke, 2-75
 Spring-Gas 120Lb 7.1 Stroke, 2-77
 Spring-Gas Assy, Eng Cover, 2-17
 Spring, 2-81, 4-3, 4-6, 4-7, 4-13, 5-9
 Sprng, Tens, 0.50 Odx.05 Wire 2.5L, 2-13, 2-15
 Sprng, Comp, 0.74ldx.11Wire 5.5L, 2-21
 Sprng, Tens, 0.50Odx.05Wire 1.0L, 2-17
 Sprng, Tens, 0.75Odx.12Wire 3.4L, 2-63
 Sprng, Tens, 1.12Odx.14Wire 6.3L, 2-87
 Sprocket, Camshaft, 5-5
 Sprocket, 5-7
 Strap, Door, Dump, Side, 2-73
 Src-Hex M12x1.75 40 10.9Pltd, 2-13
 Starter, 12Vdc, [1.2Kw], 2-31
 Starter, Ford 1.8 Hp, 2-31
 Steer Control, Hyd (See Breakdowns), 2-21
 Strainer-Hyd Suction 25-100-03, 2-111
 Strap. Mounting, Actuator, 2-33, 2-35
 Strap, Backing, Hopper, 2-7
 Strap, Deflector, 2-8, 2-9
 Strap, Door, Dump, Side, 2-3
 Strap, Door, Dump, 2-3
 Strap, Hinge - Lp Tank Mtg, 2-47
 Strap, Main Lip, 2-3, 2-4, 2-65, 2-67
 Strap, Mtg. - Lp Tank, 2-47
 Strap, Muffler Hanger, 2-43
 Strap, Tank Retainer - Lp, 2-47
 Strap, Tank, Gas, 2-45
 Strap, Wiper, Door, 2-67
 Strap, Rubber Tie-Down, 2-50
 Strap, 2-8, 2-9, 2-65, 2-69
 Strip, Mtg, Gusset, 2-75
 Strip, Mtg, Hinge, 2-75
 Strip, Retainer, Bearing, 2-95
 Strip, Retainer, Seal, 2-7

Strip, Retainer, Skirt, 2-8, 2-9
 Strip, Retainer, 2-8, 2-9, 2-97
 Strip, Steel, 3-33
 Strip, Velcro 11 Inches Long, 3-33
 Strip, Velcro 12 Inches Long, 3-33
 Strip, Velcro 15 Inches Long, 3-33
 Strip, Velcro 3.25 Inches Long, 3-33
 Strip, Velcro 45 Inches Long, 3-33
 Strip, Velcro 9.75 Inches Long, 3-33
 Strip, Velcro, 3-33
 Strip, Velcro 16.5 Inches Long, 3-33
 Stud, Ball, Gas Spring, 2-75, 2-77
 Stud, Ball, 2-17
 Stud, Special, 2-97
 Stud, Wheel .50-20 x 1.50, 2-53
 Stud, Wheel, .50-20 X 1.50, 2-2, 2-3
 Stud, 5-10
 Support, Rocker Arm Shaft, 5-5
 Switch Assembly, Roller-No, 2-73
 Switch Assy, Roller, 2-71, 3-3, 3-5, 3-15, 3-17, 3-19
 Switch Ignition, 2-23
 Switch, Binary, 4-17
 Switch, Press, Oil, 2-39
 Switch, Pressure, 12V, 3-69
 Switch, Pressure, LPG, 2-37
 Switch, Pressure, Oil, 2-29
 Switch, Pushmom, Spst100A 12V, 2-25
 Switch, Rocker Dpdt, 3-31, 3-35
 Switch, Rocker Spst, 3-31, 3-37
 Switch, Rocker, Dpdt On - Off - On, 2-23
 Switch, Rocker, Dpdt, Mom-Off-Mom, 2-23
 Switch, Rocker, Dpdt, On-Off-Mom, 2-23
 Switch, Rocker, 3-45
 Switch, Temp, 2-29
 Switch, Thermostat, 2-83
 Switch, 2-2

T

Tail Light, 12Vdc, 6.6x3.1, 3-7
 Tank, Fuel, 9.4 Gal, 2-45
 Tank-Lp, 33#, Liq, Both, Fill Ga L, 2-47
 Tappet, Std, 5-5
 Tensioner, 5-5
 Terminal, 3-5
 Thermostat, 180 Degree, 2-29, 5-12
 Thermostat, 2-81, 2-83, 4-18
 Thrust Bearing, 4-8, 4-9
 Tie, Cable 1.75D Max 7.50Lg, 2-50, 2-51, 3-3, 3-5, 3-8, 3-9, 3-10, 3-11, 3-12, 3-13, 3-15, 3-17, 3-19
 Tie, Cable 3.00D Max 11.41Lg, 2-21
 Tie, Cable, 20.0l, 6.00d Max, 3-43
 Tie, Cable, Nyl, 07.3L .19W 1.8 Max D, 2-81
 Tie, Cable, Nyl, 11.4l .19w 3.0 Max D, 2-23, 3-45
 Tie, Cable, Nyl, 15.3l . W 4.5 Max D, 3-43
 Timer, 2-27
 Tip, Rubber, 2-13, 2-15
 Tire & Rim Assy, 5.70/5.00R-8, 2-55

CROSS REFERENCE

Tire & Wheel Assy, Solid Non Marking Turf 18X7, 3-62
Tire & Wheel Assy, Solid Nonmark, 3-64
Tire & Wheel Assy, Solid Turf 18X7, 3-63
Tire and Whl. Assy, Soft Ride Solid, 3-58, 3-59
Tire Assy, Pneu, 570/500-08 4.5BC/5Bolt, 3-61
Tire, Hi-Wear 5.70/5.00R-8, 3-60
Tire, Solid 18X5 Nonmark, 3-64
Tire, Solid 18X7 Turf, Non Marking, 3-62
Tire, Solid 18X7 Turf, 3-63
Tire, Solid, Black, 3-59
Tire, Solid, Tan, Non Marking, 3-58
Tire, Tube and Flap Assembly, 2-55
Tire, 18X5X12.12 Solid, 2-57
Tire&Rim Assy, Hi-Wear 5.00R-8, 3-60
Tray, Battery, LPG, 2-51
Tray, Filter Carrier, 2-81
Tray, Gas, 2-45
Tube - Carb. Air Intake, 2-41
Tube Assembly, Oil Pickup, 5-9
Tube Wldt, Leg, Ohg, Rh, Painted, 3-23
Tube Wldt, Leg, Ohg, Lh, Painted, 3-23
Tube Wldt, Sppt, Blower Wand, 3-49, 3-51
Tube Wldt, 2-97
Tube, 0.75D 0.51B 0.8L Stl, 2-73
Tube, 1.25D 0.75B 0.8L Stl, 2-53
Tube, Exhaust, 2-43
Tube, Inlet, A Clnr, 2-41
Tube, Inner -5.00R-8, Js2 Valve, 2-55
Tube, Inner 5.00R-8, Js2 Valve, 3-60
Tube, Oil Level Indicator, 5-9
Tube, Plastic, 3.0 Od X 4.0Lg, 3-49, 3-51
Tube, Plastic, 3.0 Od X 16.0Lg, 3-49, 3-51
Tube, Plastic, 3.0 Od X 48.0Lg, 3-49, 3-51
Tube, Plstc, 0.31od 0.25id 00.5l, Blk, 2-97
Tube, 2-65

U

U - Bolt, 2-21

V

Valve Assembly, Solenoid, 4-11
Valve Drive, 4-6, 4-7
Valve Plate, 4-6, 4-7
Valve, Drain, 4-18, 4-19, 4-20
Valve, Dump, 4-3
Valve, Exhaust, Std, 5-2
Valve, Heater, 3-41, 3-43
Valve, Hyd Cntrl Man, 4-13
Valve, Hydraulic Steering, 4-14
Valve, Intake, Std, 5-2
Valve, Press Relief, LPG Rego, 2-47
Valve-3 Way, 3-37
Valve-Hyd, Manual (See Breakdowns), 2-113
Valve-Relief 2750 PSI, 4-3
Valve, 4-6, 4-7

Vaporizer Repair Kit Im, 2-37
Vaporizer, LPG, 2-37

W

Wand Kit, Vac, 3-53
Wand Weldment, 3-53
Washer Ce, 4-3
Washer Flt .25 Ss, 2-3
Washer Flt .31 Ss, 2-3
Washer Flt .25 Fender Pltld, 2-99
Washer Flt .25 Ss, 2-3, 2-4, 2-95, 3-33
Washer Flt .31 Ss, 2-87
Washer, .344B 1.5D .12Cr, 2-73
Washer, .344B, 2-83
Washer, .34B 1.50D, 2-67
Washer, .405B .81D .06Nylon, 2-89, 2-91
Washer, .531B 1.75D .12Cr.Znc, 2-95
Washer, .562b 3.03 D .25hr, 2-65
Washer, 0.34d 1.12d .11, Stl, Pl, 2-89
Washer, 0.53b 1.75d .12, Stl, Pl, 2-97
Washer, 1.25Ob 2.0D .19L, 2-73
Washer, 1.281B 1.75Od .25Hznc, 2-85
Washer, 1.281B 1.75Od .31Hznc, 2-85
Washer, 1/4 Lock, 5-5, 5-9
Washer, 2.156B 3.5D .16 Felt, 2-53
Washer, B10 x 20 x 2.5, 5-5
Washer, B8 Lock, 5-7, 5-9, 5-12
Washer, Belleville, .50, 2-13, 2-15, 2-65, 2-79
Washer, Fender, .25, 2-83
Washer, Flat 10 Ss, 2-73
Washer, Flat, .25 Fender Pltld, 2-79
Washer, Flat, .25 Hard, 2-77
Washer, Flat, .25 Ss, 2-7, 2-65, 2-67, 2-69, 2-73, 2-75, 2-79
Washer, Flat, .31 Hard, 2-77
Washer, Flat, .31 Ss, 2-7, 2-65, 2-67, 2-73, 2-77
Washer, Flat, .38 Std, 3-71
Washer, Flat, .50 Sae, 2-73
Washer, Flat, .62 Hard, 2-79
Washer, Flat, #10 Ss, 2-71
Washer, Flat, 6 mm, 5-2
Washer, Flat, 2-31, 3-73, 3-75, 5-5
Washer, Flt .31Ss, 2-4
Washer, Flt, .25 Ss, 2-97
Washer, Flt, .25 Std, 2-13, 2-23, 2-27
Washer, Flt, .31 Std, 2-13, 2-15, 2-21, 2-89, 2-93, 2-97, 3-39, 3-41, 3-43
Washer, Flt, .38 Sae, 3-44
Washer, Flt, .38 Std, 2-87
Washer, Flt, .50 Std, 2-13, 2-15
Washer, Flt, #10, 2-33, 2-37, 2-39, 3-43, 3-53
Washer, Lock, Int, .25, 3-44
Washer, Lock, Int, #04, 2-23
Washer, Lock, Int-Ext, .25, 3-45
Washer, Lock, M6, Front Cover and W/P to Block, 5-11
Washer, M6 Lock, 5-12
Washer, Main Bearing Thrust, 0.015 OS, 5-7

Washer, Main Bearing Thrust, Std, 5-7
Washer, Pulley to Crankshaft, B12, 5-7
Washer, Spring, 5-5
Washer, Thrust, 2-53
Washer, 1.281B 1.75D .08Cr Znc, 2-85
Washer-Belleville .50 Pltld, 2-13, 2-15
Washer-Flt .31 Fender Pltld, 2-113
Washer-Flt .31 Fender Pltld, 2-43
Washer-flt 1.00 Pltld, 2-57
Washer-Wavy Spring, #Ww-381-&-8, 2-63
Washer, 2-33, 2-97, 4-4, 4-5, 4-13
Water Pump, 5-12
Well-Nut .25-20 #1/4-5, 3-31
Well-Nut .31-18, 3-35
Wheel Assy, 2-57
Wheel, Steering, 14 Dia X 36T, 2-21
Window, Cab, Door, 3-29
Window, Cab, Front, 3-27
Window, Cab, Rear, 3-27
Window, Cab, Side, 3-27
Wiper Door, 2-67
Wire Ass'Y-Elect., Ground, 2-31
Wire Assy, 60.0 Lg, 2 Ga, Neg, 2-51
Wire Assy, 66.0 Lg, 2 Ga, Pos, 2-50
Wire Assy, 78.0 Lg, 2 Ga, Pos, 2-51
Wire Assy, Horn Ground, 16 Ga x 6, 2-7
Wire, Spark Plug, No. 1, 5-15
Wire, Spark Plug, No. 2, 5-15
Wire, Spark Plug, No. 3, 5-15
Wire, Spark Plug, No. 4, 5-15
Wire-Ground, Alternator, 2-42

Y


Yoke, Pivot, Machining, 2-71
Yoke, End-Adjustable, 2-89, 2-91



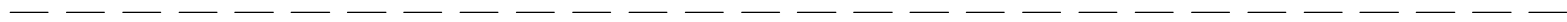
TENNANT COMPANY
 Technical Publications #15
 701 North Lilac Drive
 P.O. Box 1452
 Minneapolis, MN 55440-9947

POSTAGE WILL BE PAID BY ADDRESSEE

BUSINESS REPLY MAIL
 FIRST CLASS MAIL PERMIT NO. 94 MINNEAPOLIS, MN




NO POSTAGE
 NECESSARY
 IF MAILED
 IN THE
 UNITED STATES



Fold along dotted lines

Tape here






TENNANT COMPANY
 Technical Publications #15
 701 North Lilac Drive
 P.O. Box 1452
 Minneapolis, MN 55440-9947

POSTAGE WILL BE PAID BY ADDRESSEE

BUSINESS REPLY MAIL
 FIRST CLASS MAIL PERMIT NO. 94 MINNEAPOLIS, MN



NO POSTAGE
 NECESSARY
 IF MAILED
 IN THE
 UNITED STATES



Fold along dotted lines

Tape here

