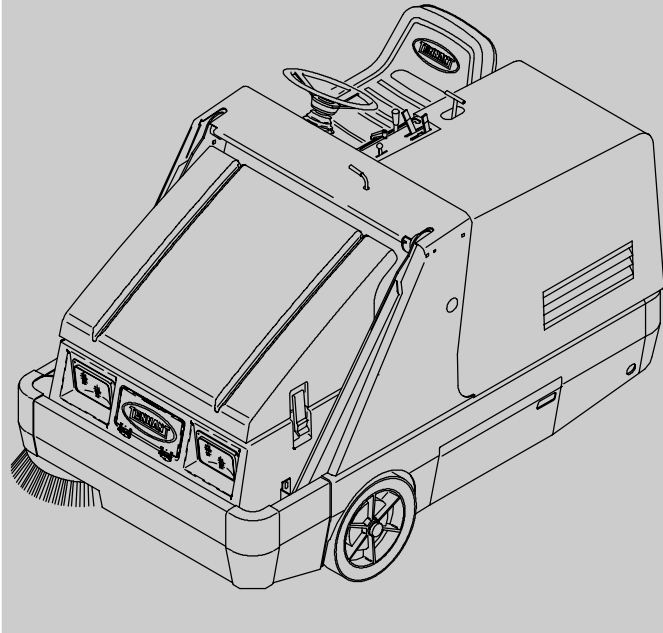




6400

(Liquid Cooled)

Sweeper Parts Manual



North America / International

www.tennantco.com

MM429
Rev. 12 (04-2009)



When ordering replacement parts, use the illustrated parts list section in this manual. Before ordering parts or supplies, be sure to have your machine model number and serial number available. Only use TENNANT Company supplied or equivalent parts. Parts and supplies may be ordered online, by phone, or mail from any authorized parts and service center, distributor or from any of the manufacturer's subsidiaries.

This machine will provide excellent service. However, the best results will be obtained at minimum costs if:

- The machine is operated with reasonable care.
- The machine is maintained regularly - per the machine maintenance instructions provided.
- The machine is maintained with manufacturer supplied or equivalent parts.

MACHINE DATA

Please fill out at time of installation for future reference.

Model No. - _____

Serial No. - _____

Machine Options - _____

Sales Rep. - _____

Sales Rep. phone no. - _____

Customer Number - _____

Installation Date - _____

Tennant Company

PO Box 1452

Minneapolis, MN 55440

Phone: (800) 553-8033 or (763) 513-2850

www.tennantco.com

Thermo-Sentry, Instant Access, and Perma-Filter are US registered and unregistered trademarks of Tennant Company.

Specifications and parts are subject to change without notice.

Original instructions, Copyright © 1996-2000, 2001, 2002, 2004, 2006-2009 TENNANT Company, Printed in U.S.A.

HOW TO USE THIS MANUAL

This section on *HOW TO USE THIS MANUAL* will tell you how to:

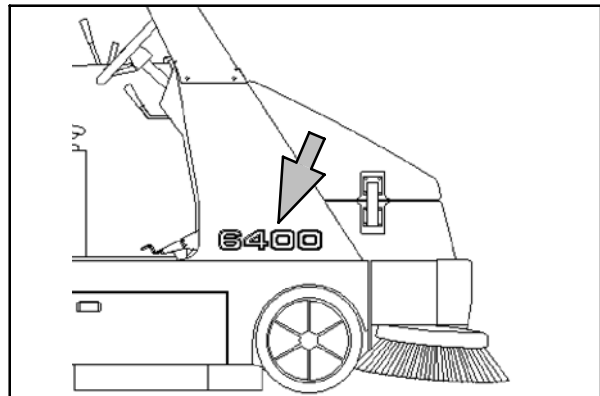
- Find important machine information for ordering correct repair parts.
- Find TENNANT part numbers.
- Order TENNANT parts and supplies.

IMPORTANT INFORMATION

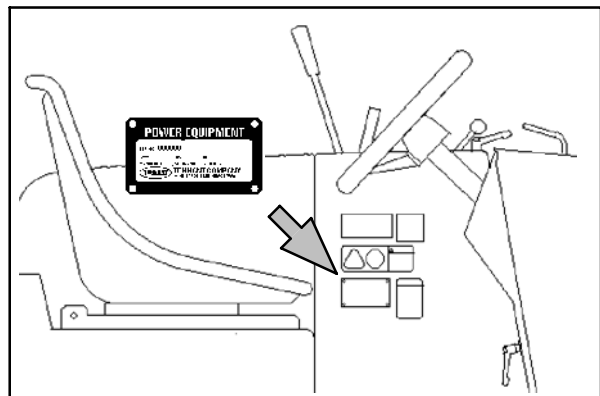
When placing an order for parts, the machine model and machine serial number are important. Refer to the *MACHINE DATA* box which is filled out during the installation of your machine. The *MACHINE DATA* box is located on the inside of the front cover of this manual.

MACHINE DATA	
<i>Please fill out at time of installation for future reference.</i>	
Machine Model Number -6400	
Machine Serial Number - _____	
Machine Options - _____	
TENNANT Representative/phone no. - _____	
Customer ID Number - _____	
Date of Installation - _____	
Manual Number -MM429	
Revision: 00	
Published: 9-96	

The model number of your machine is on the side of the machine.



The serial number of your machine is printed on the machine data plate located as shown.



HOW TO USE THIS MANUAL

FINDING A TENNANT PART NUMBER

This manual contains the following sections:

- HOW TO USE THIS MANUAL
- STANDARD PARTS
- OPTIONS
- BREAKDOWNS
- ENGINE BREAKDOWNS
- CROSS REFERENCE

The STANDARD PARTS section lists repair parts for standard machines. They are grouped in this general order:

- General wear parts.
- Machine frame and related parts.
- Machine propelling system.
- Sweeping components.
- Electrical parts.

The OPTION section lists repair parts of options.

The BREAKDOWN section lists available repair parts of major components.

All sections in this manual consist of parts illustrations and corresponding parts lists.

The parts illustrations are numbered with **Ref** numbers which refer to corresponding parts lists.

The parts lists include a number of columns of information:

- **Ref** - column refers to the reference number on the parts illustration.
- ∇ - indicates the part is an assembly.
- ▲ - indicates the part is included in the assembly listed just before it.
- **Part No.** - column lists the TENNANT part number for the part.
- **Serial Number** - column indicates the set of machines the part number is applicable to. Serial numbers change when the machine design has been modified. The most current design of the machine is shown in the main illustration, older designs are boxed in a corner of the illustration.
- **Description** - column is a brief description of the part.
- **Qty.** - column lists the quantity of that part used in that area of the machine.

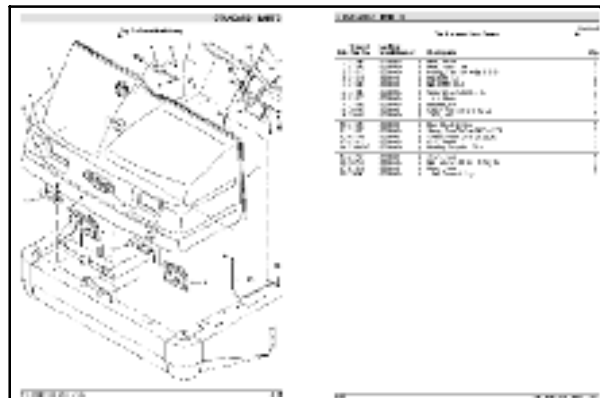



Fig. 7 - Front Hood Group

Tennant Ref. Part No.	Machine Serial Number	Description	Qty.
1 71205	(000000-)	Hood, Front	1
1 71238	(000000-)	Hood, Front, Lpg	1
2 71513	(000000-)	Molding, Trim 11-14Ga 116.0	1
3 71554	(000000-)	Headlight, 12V	2
4 21530	(000000-)	Nut, U MS X 6.8	6
5 24196	(000000-)	Screw PanHexm 5x0.8 20	6
6 21523	(000000-)	Latch, Hood	1
7 21528	(000000-)	Bracket, Pin	1
8 08716	(000000-)	Screw Hex Ssm 6 X 1.0 20	2
9 69192	(000000-)	Latch, Bolt	1
10 21526	(000000-)	Rod, Hood Release	1
11 01076	(000000-)	Spring, Tens.50Cdx.04Wire 2.5L	1
12 47744	(000000-)	Swivel Control .250-.250Ga	1
13 21527	(000000-)	Rod, Hood	1
14 63469-3	(000000-)	Bearing, Snap-In .38 Id	1
15 71243	(000000-)	Cable, Hood	1
16 08712	(000000-)	Nut H40cnyh M 5X1.0 Peg Se	1
17 71941	(000000-)	Hinge, Hood	2
18 09306	(000000-)	Label, Tennant Logo	1

NOTE: If a service kit is installed on your machine, be sure to keep the INSTRUCTION BULLETIN which came with the kit. It contains repair parts numbers needed for ordering future parts.

NOTE: Fasteners used in this machine may be metric or non-metric. Take care when replacing hardware to replace with same thread size.



PLACING AN ORDER

Orders may be placed by phone, fax, or by mail. Phone orders may need written confirmation. Follow the steps below to insure prompt delivery:

1. Identify the model number of your machine.
2. Identify the serial number of your machine.
3. Find the part number of the part you need. Do not order by page number or reference number. If you are not able to find the part number, call your TENNANT representative for help or send the old part as a sample.
4. Determine the quantity of the part you need.
5. Provide the following company information:
 - Company name
 - Customer ID Number
 - Shipping address
 - Billing address
 - First and last name of person ordering parts
 - Telephone number
 - Purchase order number
6. Provide definitive shipping instructions.

HOW TO USE THIS MANUAL

Any claim for loss or damage to a shipment in transit should be filed promptly with the transportation company making the delivery. Shipments will be complete unless the packing list or order acknowledgement indicates items back ordered.

If parts received are suspected to be incorrect or defective, please contact the TENNANT representative from whom you ordered the part. They will give authorization for return and/or handle replacement shipments when required.

SECTION 2

Contents	Page	Contents	Page
Fig. 1 - General Recommended Maintenance Items	2-2	Fig. 38 - Hopper Filter Box Group (000000-005315)	2-80
Fig. 2 - Brushes, Replacement	2-8	Fig. 39 - Hopper Filter Box Group (005316-)	2-82
Fig. 3 - Main Frame and Skirts Group	2-10	Fig. 40 - Hydraulic Reservoir Group	2-84
Fig. 4 - Brush Door Group, Right Side	2-12	Fig. 41 - Hydraulic Pumps Group	2-86
Fig. 5 - Brush Door Group, Left Side	2-14	Fig. 42 - Hydraulic Pump Linkage Group	2-88
Fig. 6 - Seat and Cover Group	2-16	Fig. 43 - Hydraulic Control Valve Group	2-90
Fig. 7 - Rear Cover Latch Group	2-18	Fig. 44 - Hydraulic Solenoid Valve Group	2-91
Fig. 8 - Operator Station Group	2-20	Fig. 45 - Hydraulic Schematic	2-92
Fig. 9 - Instrument Panel Group, Gas	2-22	Fig. 46 - Hydraulic Hose Group	2-94
Fig. 10 - Instrument Panel Group, LPG	2-24	Fig. 47 - Electrical Schematic, G/LP (Liquid Cooled)	2-96
Fig. 11 - Steering Wheel Group	2-26	Fig. 48 - Wire Harnesses Group, G/LP (Liquid Cooled)	2-98
Fig. 12 - Engine and Mount Group, G/LP	2-28	Fig. 49 - Label Group	2-100
Fig. 13 - Engine Flywheel Housing and Mount Group, G/LP	2-30		
Fig. 14 - Engine Air Cleaner Group, G/LP	2-32		
Fig. 15 - Engine Radiator Group, G/LP	2-34		
Fig. 16 - Engine Fuel Tank Group, Gas	2-36		
Fig. 17 - Engine Fuel Tank Group, LPG	2-38		
Fig. 18 - Engine Vaporizer Group, LPG (standard) (Serial Number 000000-001759) ...	2-40		
Fig. 19 - Engine Vaporizer Group, LPG (standard) (Serial Number 001760-001839) ...	2-42		
Fig. 20 - Engine Vaporizer Group, LPG (California) (Serial Number 000000-001839) ...	2-44		
Fig. 21 - Engine Vaporizer Group, LPG (standard) (Serial Number 001840-003415) ...	2-46		
Fig. 22 - Engine Vaporizer Group, LPG (standard) (Serial Number 003416-)	2-48		
Fig. 23 - Engine Muffler Group, G/LP	2-50		
Fig. 24 - Engine Battery Group, G/LP	2-52		
Fig. 25 - Directional Pedal Group	2-54		
Fig. 26 - Wheel and Brake Group, Front	2-56		
Fig. 27 - Wheel Group, Rear Drive	2-58		
Fig. 28 - Brush Lift Group, Main	2-60		
Fig. 29 - Brush Drive Group, Main	2-62		
Fig. 30 - Brush Lift Group, Side	2-64		
Fig. 31 - Brush Motor and Pivot Group, Side ..	2-66		
Fig. 32 - Vacuum Fan Control Group	2-68		
Fig. 33 - Vacuum Fan Group	2-70		
Fig. 34 - Hopper Lift Arms Group	2-72		
Fig. 35 - Hopper Group	2-74		
Fig. 36 - Hopper Cover and Bumper Group ...	2-76		
Fig. 37 - Hopper Dump Door Group	2-78		

Fig. 1 - General Recommended Maintenance Items

Ref.	Part No.	Serial Number	Description	Qty.
▽	361236	(000000-) Maint Kit, Recirculation Flap	1
▲	360134	(000000-) Seal, Wrap, Rear Brush	1
▲	360136	(000000-) Flap Recirculation	1
▽	361237	(000000-) Maint Kit, M Br Door Skirts	1
▲	360761	(000000-) Seal, Side, Lh	1
▲	360784	(000000-) Seal, Side Rh	1
▲	360786	(000000-) Skirt, Side Brush	1
▲	72968	(000000-) Rivet, Plastic .250X.898	6
▽	361238	(000000-) Maint Kit, Hopper Door Skirts	1
▲	360603	(000000-) Seal Wrap, Dump Door	1
▲	87689	(000000-) Sponge Cord	1
▲	360844	(000000-) Seal, Dump Door, Side	2
▲	360327	(000000-) Skirt, Lip	1
▲	360336	(000000-) Seal, Dump Door, Top	1
▽	361239	(000000-) Maint Kit, Dump Door Seals	1
▲	87181	(000000-) Seal, Top,Hopper	1
▲	360782	(000000-) Skirt, Hopper	2
▲	72968	(000000-) Rivet, Plastic .250X.898	19
▽	361242	(000000-) Maint Kit, Hoppr Filter & Seals	1
▲	1037207	(000000-) Filter, Panl, Dust, 3.6 X 20.0 X 30.0	1
▲	360199	(000000-) Seal, Spacer, Filter	3
▽	361225	(000000-) Performance Pkg 400Hr Gas Liq	1
▲	361594	(000000-) Filter, Oil , Engine	1
▲	361230	(000000-) Spark Plug	3
▲	36050	(000000-) Filter, Fuel	1
▲	55740	(000000-) Filter, Hydraulic Oil, Spin On	1
▲	361201	(000000-) Element, Air Filter	1
▲	360991	(000000-) Cap, Breather, Hyd, 5.2 Ds	1
▲	361023	(000000-) Strainer, Hyd, 10gpm 100mesh Psi	1
▲	375047	(000000-) Belt, V, Alternator [Ku]	1
▲	387153	(004342-) Belt, V, 35.5l [3v, 3vx]	1
▽	361227	(000000-) Performance Pkg 400Hr Lp Liq	1
▲	361594	(000000-) Filter, Oil , Engine	1
▲	361230	(000000-) Spark Plug	3
▲	55740	(000000-) Filter, Hydraulic Oil, Spin On	1
▲	361201	(000000-) Element, Air Filter	1
▲	360991	(000000-) Cap, Breather, Hyd, 5.2 Ds	1
▲	361023	(000000-) Strainer, Hyd, 10gpm 100mesh Psi	1
▲	375047	(000000-) Belt, V, Alternator [Ku]	1
▲	387153	(004342-) Belt, V, 35.5l [3v, 3vx]	1
	16411	(000000-) Paint, Airdry, Off-White, 12oz	1
	16412	(000000-) Paint, Airdry, Teal, 12oz, Solid	1
	377540	(000000-) Paint, Airdry, Blk, 12oz	1
	377538	(000000-) Paint, Airdry, Gray, 12oz	1
	377537	(000000-) Paint, Airdry, Iron Gray, 12oz	1

Fig. 1 - General Recommended Maintenance Items

Ref.	Part No.	Serial Number	Description	Qty.
▽	366070	(000000-) Yearly Maint Pkg 800hr Gas Liq	1
▲	361594	(000000-) Filter, Oil, Engine	1
▲	361230	(000000-) Sparkplug	6
▲	36050	(000000-) Filter, Fuel	1
▲	55740	(000000-) Filter, Oil, Hyd	2
▲	360991	(000000-) Breather, Hyd	1
▲	361023	(000000-) Strainer, Hyd 10Gpm 100Mesh	1
▲	65869-1	(000000-) Oil, Hydr. Shp 15/40 1Gal	5
▲	1037207	(000000-) Filter, Panl, Dust, 3.6 X 20.0 X 30.0	1
▲	360199	(000000-) Seal, Spacer, Filter	12
▲	360134	(000000-) Seal, Wrap, Rear Brush	2
▲	360136	(000000-) Flap, Recirculation	2
▲	360761	(000000-) Seal, Side, Lh Hopper	2
▲	360784	(000000-) Seal, Side Rh Hopper	2
▲	360786	(000000-) Skirt, Side Brush	2
▲	360603	(000000-) Seal, Wrap	2
▲	87689	(000000-) Cord, Sponge	2
▲	360844	(000000-) Seal, Dump Door, Side	2
▲	360327	(000000-) Skirt, Lip	2
▲	360336	(000000-) Seal, Dump Door, Top	2
▲	287181	(000000-) Seal, Top,Hopper	2
▲	360782	(000000-) Skirt, Hopper	4
▲	360388	(000000-) Latch, Swell	2
▲	36192	(000000-) Lanyard Assy	2
▲	361144	(000000-) Key, Ignition	1
▲	360079	(000000-) Cable	1
▲	360977	(000000-) Hose, Flexible	1
▲	40870-8	(000000-) Hose, Vacuum, With Cuff	1
▲	361153	(000000-) Hose, Flexflyte, Formed	1
▲	375047	(000000-) Belt, V, Alternator [Ku]	1
▲	387153	(004342-) Belt, V, 35.5l [3v, 3vx]	1
▲	361201	(000000-) Element, Filter, Air	4
▲	360979	(000000-) Seal, Vac Inlet	1

STANDARD PARTS

Fig. 1 - General Recommended Maintenance Items

Ref.	Part No.	Serial Number	Description	Qty.
▽	366071	(000000-)	Yearly Maint Pkg 800hr Lp Liq	1
▲	361594	(000000-)	Filter, Oil, Engine	8
▲	361230	(000000-)	Sparkplug	6
▲	55740	(000000-)	Filter, Oil, Hyd	1
▲	360991	(000000-)	Breather, Hyd	1
▲	361023	(000000-)	Strainer, Hyd 10Gpm 100Mesh	1
▲	65869-1	(000000-)	Oil, Hydr. Shp 15/40 1Gal	5
▲	1037207	(000000-)	Filter, Panl, Dust, 3.6 X 20.0 X 30.0	1
▲	360199	(000000-)	Seal, Spacer, Filter	12
▲	360134	(000000-)	Seal, Wrap, Rear Brush	2
▲	360136	(000000-)	Flap, Recirculation	2
▲	360761	(000000-)	Seal, Side, Lh Hopper	2
▲	360784	(000000-)	Seal, Side Rh Hopper	2
▲	360786	(000000-)	Skirt, Side Brush	2
▲	360603	(000000-)	Seal, Wrap	2
▲	87689	(000000-)	Cord, Sponge	2
▲	360844	(000000-)	Seal, Dump Door, Side	2
▲	360327	(000000-)	Skirt, Lip	2
▲	360336	(000000-)	Seal, Dump Door, Top	2
▲	87181	(000000-)	Seal, Top,Hopper	2
▲	360782	(000000-)	Skirt, Hopper	4
▲	360388	(000000-)	Latch, Swell	2
▲	36192	(000000-)	Lanyard Assy	2
▲	361144	(000000-)	Key, Ignition	1
▲	360079	(000000-)	Cable	1
▲	360977	(000000-)	Hose, Flexible	1
▲	40870-8	(000000-)	Hose, Vacuum, With Cuff	1
▲	361153	(000000-)	Hose, Flexflyte, Formed	1
▲	375047	(000000-)	Belt, V, Alternator [Ku]	1
▲	387153	(004342-)	Belt, V, 35.5l [3v, 3vx]	1
▲	361201	(000000-)	Element, Filter, Air	4
▲	360979	(000000-)	Seal, Vac Inlet	1

Fig. 1 - General Recommended Maintenance Items

Ref.	Part No.	Serial Number	Description	Qty.
▽	9001545	(000000-)	Maint Kit, 800hr [6400 Gas/Lpg,Liq Cool]	1
▲	361594	(000000-)	Filter, Oil, Engine	1
▲	361230	(000000-)	Sparkplug	6
▲	36050	(000000-)	Filter, Fuel	1
▲	55740	(000000-)	Filter, Oil, Hyd	2
▲	360991	(000000-)	Breather, Hyd	1
▲	361023	(000000-)	Strainer, Hyd 10Gpm 100Mesh	1
▲	65869-1	(000000-)	Oil, Hydr. Shp 15/40 1Gal	5
▲	1037207	(000000-)	Filter, Panl, Dust, 3.6 X 20.0 X 30.0	1
▲	360199	(000000-)	Seal, Spacer, Filter	12
▲	360134	(000000-)	Seal, Wrap, Rear Brush	2
▲	360136	(000000-)	Flap, Recirculation	2
▲	360761	(000000-)	Seal, Side, Lh Hopper	2
▲	360784	(000000-)	Seal, Side Rh Hopper	2
▲	360786	(000000-)	Skirt, Side Brush	2
▲	360603	(000000-)	Seal, Wrap	2
▲	87689	(000000-)	Cord, Sponge	2
▲	360844	(000000-)	Seal, Dump Door, Side	2
▲	360327	(000000-)	Skirt, Lip	2
▲	360336	(000000-)	Seal, Dump Door, Top	2
▲	87181	(000000-)	Seal, Top,Hopper	2
▲	360782	(000000-)	Skirt, Hopper	4
▲	360388	(000000-)	Latch, Swell	2
▲	36192	(000000-)	Lanyard Assy	2
▲	361144	(000000-)	Key, Ignition	1
▲	360079	(000000-)	Cable	1
▲	360977	(000000-)	Hose, Flexible	1
▲	40870-8	(000000-)	Hose, Vacuum, With Cuff	1
▲	361153	(000000-)	Hose, Flexflyte, Formed	1
▲	375047	(000000-)	Belt, V, Alternator [Ku]	1
▲	387153	(004342-)	Belt, V, 35.5l [3v, 3vx]	1
▲	361201	(000000-)	Element, Filter, Air	4
▲	360979	(000000-)	Seal, Vac Inlet	1

STANDARD PARTS

Fig. 1 - General Recommended Maintenance Items

Ref.	Part No.	Serial Number	Description	Qty.
▽	9001546	(000000-)	Maint Kit, 800hr [6400 Lpg, Liq]	1
▲	361594	(000000-)	Filter, Oil, Engine	8
▲	361230	(000000-)	Sparkplug	6
▲	55740	(000000-)	Filter, Oil, Hyd	1
▲	360991	(000000-)	Breather, Hyd	1
▲	361023	(000000-)	Strainer, Hyd 10Gpm 100Mesh	1
▲	65869-1	(000000-)	Oil, Hydr. Shp 15/40 1Gal	5
▲	1037207	(000000-)	Filter, Panl, Dust, 3.6 X 20.0 X 30.0	1
▲	360199	(000000-)	Seal, Spacer, Filter	12
▲	360134	(000000-)	Seal, Wrap, Rear Brush	2
▲	360136	(000000-)	Flap, Recirculation	2
▲	360761	(000000-)	Seal, Side, Lh Hopper	2
▲	360784	(000000-)	Seal, Side Rh Hopper	2
▲	360786	(000000-)	Skirt, Side Brush	2
▲	360603	(000000-)	Seal, Wrap	2
▲	87689	(000000-)	Cord, Sponge	2
▲	360844	(000000-)	Seal, Dump Door, Side	2
▲	360327	(000000-)	Skirt, Lip	2
▲	360336	(000000-)	Seal, Dump Door, Top	2
▲	87181	(000000-)	Seal, Top,Hopper	2
▲	360782	(000000-)	Skirt, Hopper	4
▲	360388	(000000-)	Latch, Swell	2
▲	36192	(000000-)	Lanyard Assy	2
▲	361144	(000000-)	Key, Ignition	1
▲	360079	(000000-)	Cable	1
▲	360977	(000000-)	Hose, Flexible	1
▲	40870-8	(000000-)	Hose, Vacuum, With Cuff	1
▲	361153	(000000-)	Hose, Flexflyte, Formed	1
▲	375047	(000000-)	Belt, V, Alternator [Ku]	1
▲	387153	(004342-)	Belt, V, 35.5l [3v, 3vx]	1
▲	361201	(000000-)	Element, Filter, Air	4
▲	360979	(000000-)	Seal, Vac Inlet	1

Fig. 2 - Brushes, Replacement

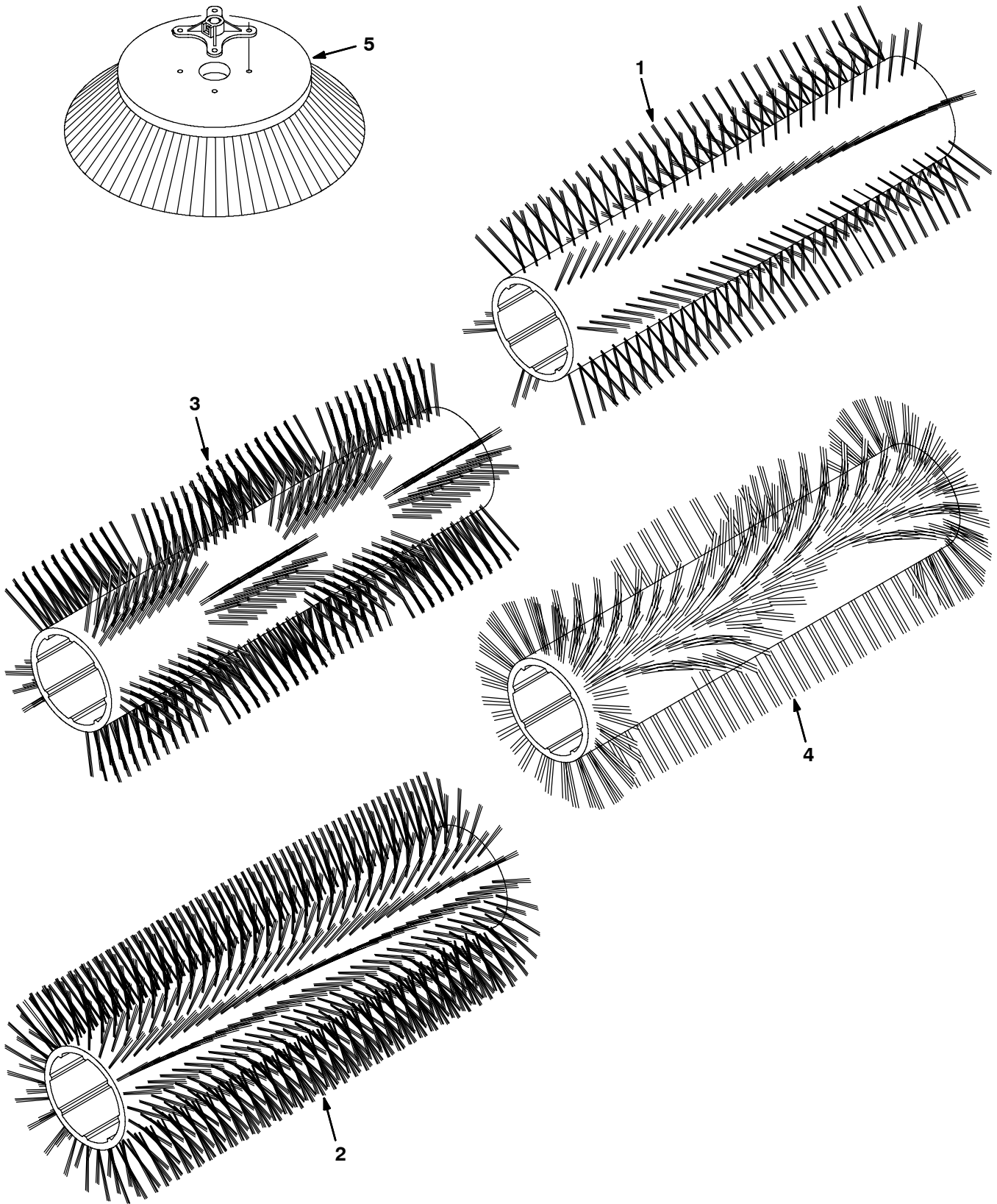


Fig. 2 - Brushes, Replacement

Ref.	Part No.	Serial Number	Description	Qty.
1	87334	(000000-) Brush-Sweep, Polyester	1
1	87099	(000000-) Brush-Sweep, Polypropylene	1
1	87097	(000000-) Brush-Sweep, Polypropylene and Wire	1
1	385947	(000000-) Brush-Sweep, Natural Fiber	1
2	87333	(000000-) Brush-Sweep, Polyester	1
3	370010	(000000-) Brush-Sweep, Window, Polypropylene	1
4	370025	(000000-) Brush-Sweep, Wedge, Polypropylene	1
5	08013N	(000000-) Brush-Side Swp, Soft Nylon	1
5	59431	(000000-) Brush-Side Swp, Polypropylene	1
5	59432	(000000-) Brush-Side Swp, Flatwire	1

Fig. 3 - Main Frame and Skirts Group

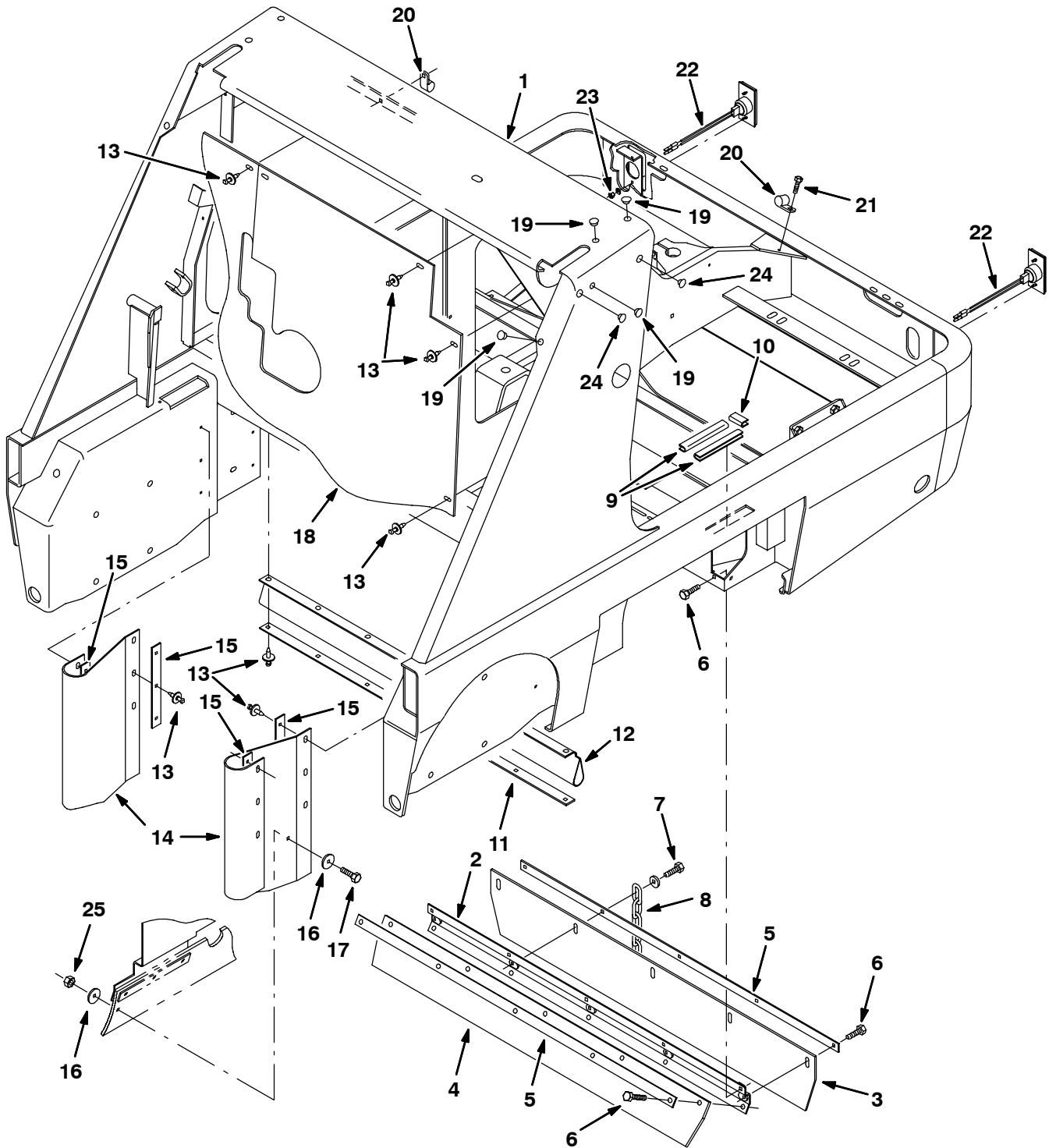


Fig. 3 - Main Frame and Skirts Group

Ref.	Part No.	Serial Number	Description	Qty.	
1	360200	(000000-) Frame, Ic	1	
2	360138	(000000-) Channel, Recirculation Flap	1	
3	360134	(000000-) Seal, Wrap, Rear Brush	1	
4	360136	(000000-) Flap Recirculation	1	
5	360137	(000000-) Strip, Retainer, Flap	2	
6	12273	(000000-) Scr-Hexssm 8X1.25 20 Nylnloc	14	
7	12333	(000000-) Scr-Hexssm 8X1.25 25 Nylnloc	1	
8	40758	(000000-) Chain,Link#2/08 5Links,Br.Zinc	1	
9	57564	(000000-) Molding, Trim 11-14Ga 5.00	2	
10	361160	(000000-) Molding, Rigid	1	
11	87180	(000000-) Retainer, Top Hopper Seal	1	
12	87181	(000000-) Seal, Top,Hopper	1	
13	72968	(000000-) Rivet, Plastic .250X.898	29	
14	360782	(000000-) Skirt, Hopper	2	
15	360781	(000000-) Strip	4	
16	30013	(000000-) Washer-Flt .31 Fender Pltd	2	
17	09010	(000000-) Scr Hexssm 8X1.25 25	1	
18	361121	(000000-) Seal, Firewall Ic	1	
19	02431	(000000-) Plugbtn .56H .03-12 Blacknyl	8	
20	67767	(000000-) Clamp-Cable,.69Dia. 62Wth	3	
21	74455	(000000-) Scr-Hx Fmgm 6X1.0 12	2	
▽	22	87346	(000000-) Light Assy, Tail	2
▲		87948	(000000-) Bulb #194	1
▲		87949	(000000-) Socket Assy	1
23	01713	(000000-) Nut-Hx Std 10-32 G2 Pltd	4	
24	361346	(000000-) Plug, Cap	4	
25	08709	(000000-) Nut, Hex, Lock, M8 X 1.25, NI	1	

Fig. 4 - Brush Door Group, Right Side

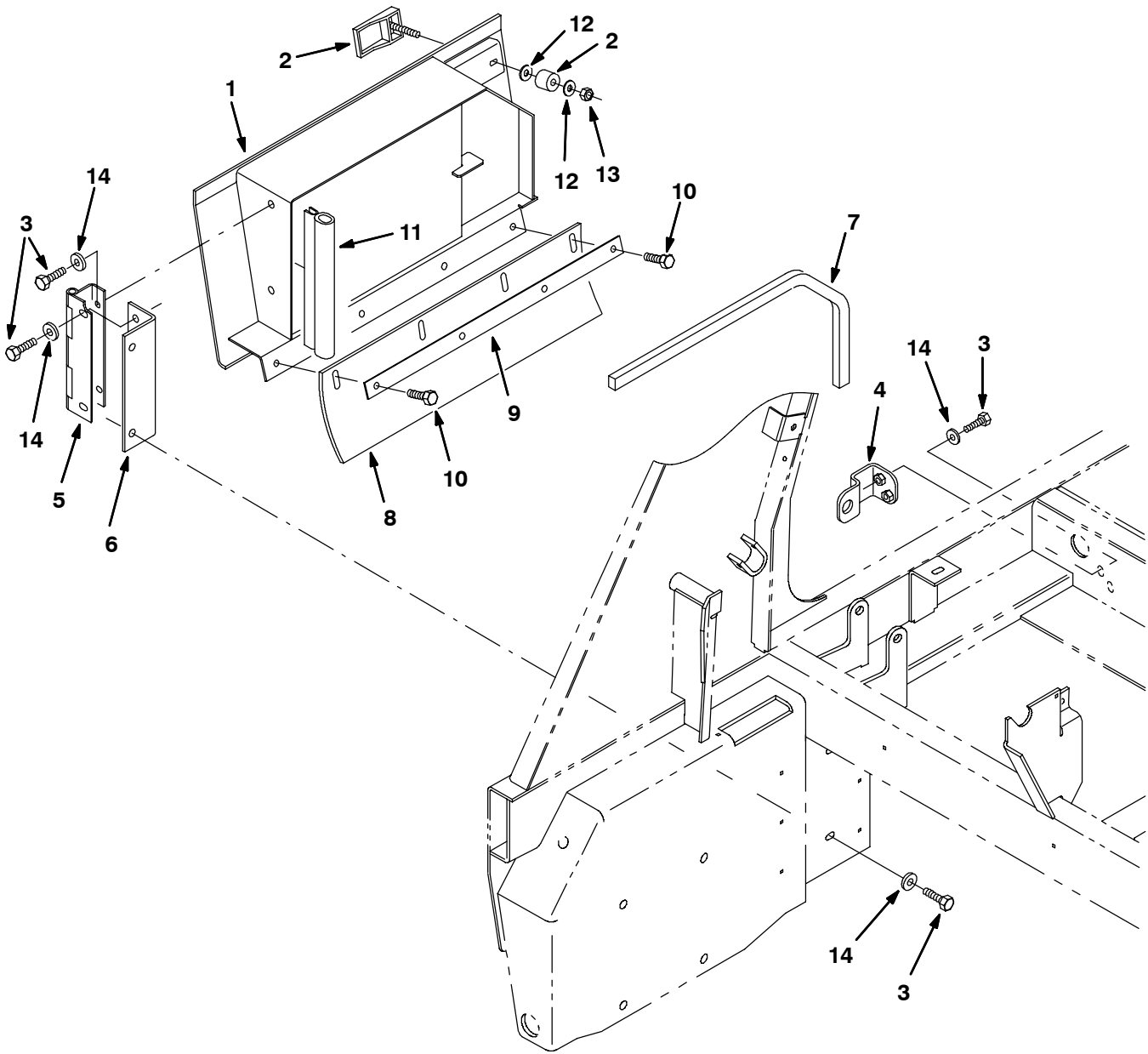


Fig. 4 - Brush Door Group, Right Side

Ref.	Part No.	Serial Number	Description	Qty.
1	360395	(000000-) Door Wldt, Rh	1
2	360388	(000000-) Latch, Swell	1
3	09740	(000000-) Scr Hexssm 8X1.25	8
4	360280	(000000-) Bracket, Stop, Brush Door	1
5	360283	(000000-) Hinge, Door, Brush	1
6	360284	(000000-) Bracket, Hinge, Brush Door	1
7	360319	(000000-) Seal,Foam Rbr .375 1.25W 25.5L	1
8	360784	(000000-) Seal, Side Rh	1
9	361306	(000000-) Strip, Retainer, Seal	1
10	49826	(000000-) Scr-Hexssm 8X1.25 16 Nylon Loc	4
11	363502	(000000-) Seal, Bulb, Str, 0.50d .13grip 009.4l	1
12	39349	(000000-) Washer, Flat, 0.31 Sae	2
13	32960	(000000-) Nut, Hex, Lock, .31-24, NI	1
14	32491	(000000-) Washer, Flat, 0.31 Std	8

Fig. 5 - Brush Door Group, Left Side

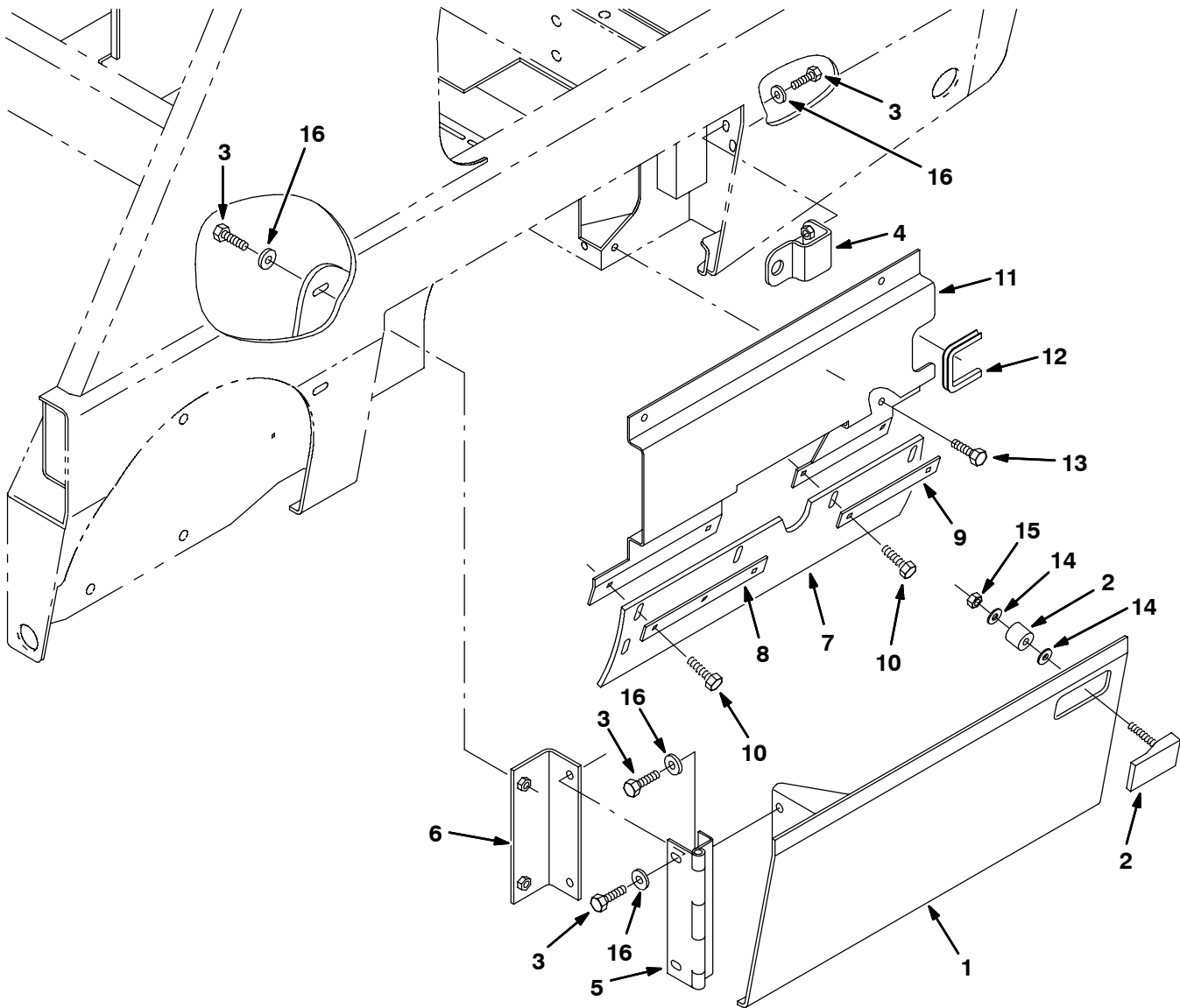


Fig. 5 - Brush Door Group, Left Side

Ref.	Part No.	Serial Number	Description	Qty.
1	360392	(000000-) Door Wldt, Lh	1
2	360388	(000000-) Latch, Swell	1
3	09740	(000000-) Scr Hexssm 8X1.25	8
4	360280	(000000-) Bracket, Stop, Brush Door	1
5	360283	(000000-) Hinge, Door, Brush	1
6	360284	(000000-) Bracket, Hinge, Brush Door	1
7	360761	(000000-) Seal, Side, Lh	1
8	360781	(000000-) Strip	1
9	360763	(000000-) Strip, Retainer, Seal	1
10	49826	(000000-) Scr-Hexssm 8X1.25 16 Nylon Loc	4
11	360487	(000000-) Plate, Seal, Hyd Drive	1
12	57564	(000000-) Molding, Trim 11-14Ga 5.00	1
13	15675	(000000-) Scr Hexssm 8X1.25	5
14	39349	(000000-) Washer, Flat, 0.31 Sae	2
15	32960	(000000-) Nut, Hex, Lock, .31-24, NI	1
16	32491	(000000-) Washer, Flat, 0.31 Std	8

Fig. 6 - Seat and Cover Group

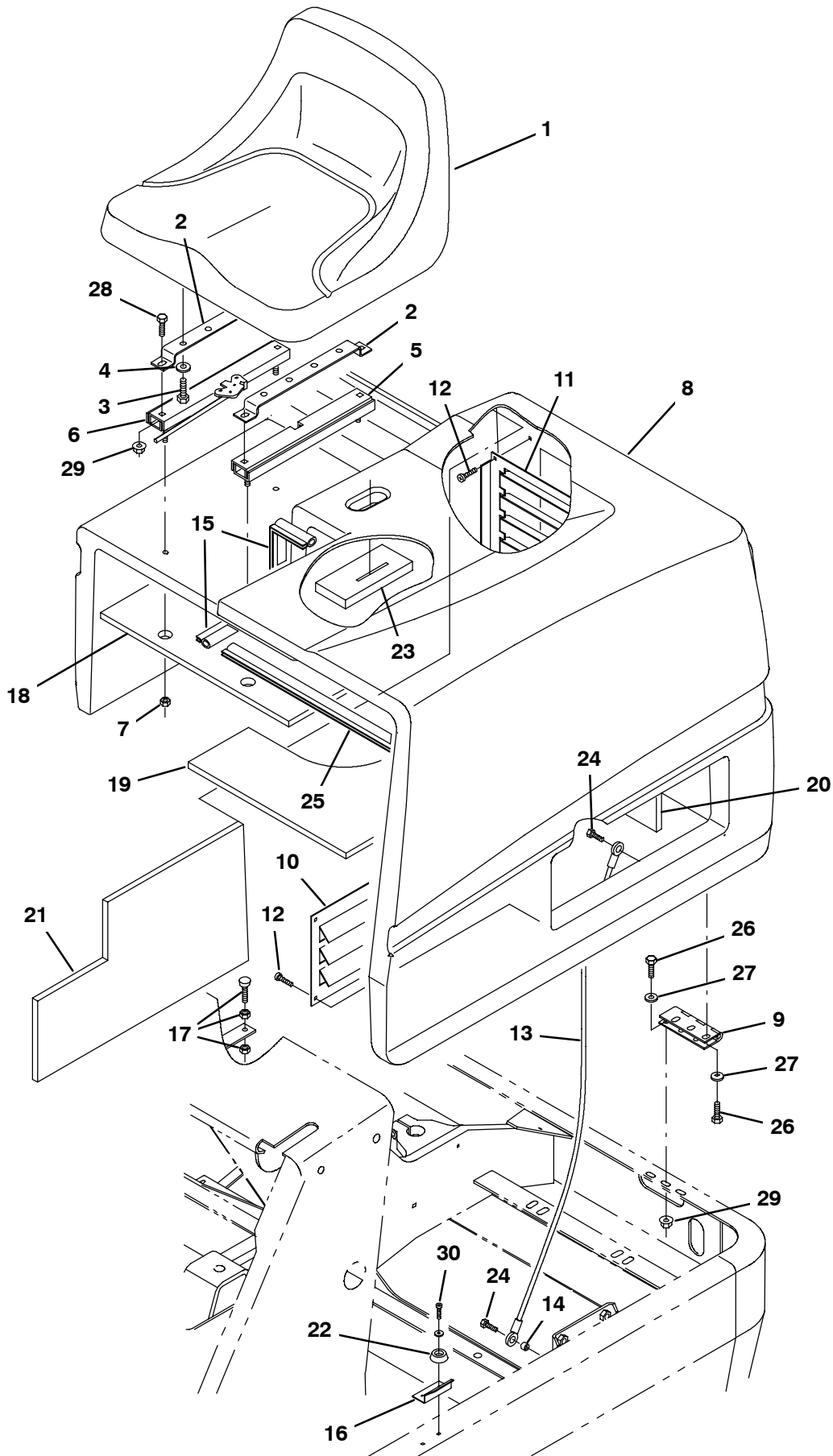


Fig. 6 - Seat and Cover Group

Ref.	Part No.	Serial Number	Description	Qty.
1	9005081	(000000-005501)	Seat Kit, Std, Replmt [6400]	1
1	1048932	(005502-	Seat, Std [Michigan, Model V-2505]	1
2	360309	(000000-005501)	Bracket, Seat Adjuster	2
2	1045229	(005502-	Bracket, Seat Adjuster	2
3	54395	(000000-	Screw, Hex, .31-18 X 0.62, 5	4
4	39349	(000000-	Washer, Flt, .31 Sae	4
5	360369	(000000-	Rail, Slide, Seat	1
6	360370	(000000-	Rail, Slide, Seat, W/Latch	1
7	01760	(000000-	Nut-Hxlocnyln .31-18 Thin Pltd	4
8	1014605	(000000-	Shroud, Rear [Trimmed, 6400]	1
9	360704	(000000-	Hinge	2
10	360342	(000000-	Panel, Louver	1
11	360361	(000000-	Panel, Louver	1
12	360973	(000000-	Scr-Pan 12 X.50 F/Plst PI	8
13	36192	(000000-	Lanyard Assy	2
14	222516	(000000-	Sleeve,.31Bb.496D .312Ss	2
15	391803	(000000-	Seal, Bulb, 90, 1.33 .06-.09grip 032.5l	1
16	361550	(000000-	Angle, Guide	2
17	75128	(000000-	Spindle, Adjustment	1
18	361345	(000000-	Insulation, Sound Foam	1
19	361342	(000000-	Insulation, Sound Foam	1
20	361344	(000000-	Insulation, Sound Foam	1
21	361343	(000000-	Insulation, Sound Foam	1
22	361554	(000000-	Bumper, Rubber	2
23	361951	(000000-	Insulation, Sound Foam	1
24	11329	(000000-	Scr Hexssm 6 X 1.0 16 Nyloc	2
25	10576	(000000-	Seal, Bulb, 90, 0.50d .06-.09grip 022.5l	1
26	16931	(000000-	Screw, Hex, M8 X 1.25 X 20, 8.8	8
27	32491	(000000-	Washer, Flat, 0.31, Std	8
28	16735	(000000-	Screw, Hex, M8 X 1.25 X 16, 8.8	4
29	07791	(000000-	Nut, Hex, Flng, M8 X 1.25	8
30	06927	(000000-	Screw, Pan, Phl, M4 X 0.70 X 16, 4.8	4

Fig. 7 - Rear Cover Latch Group

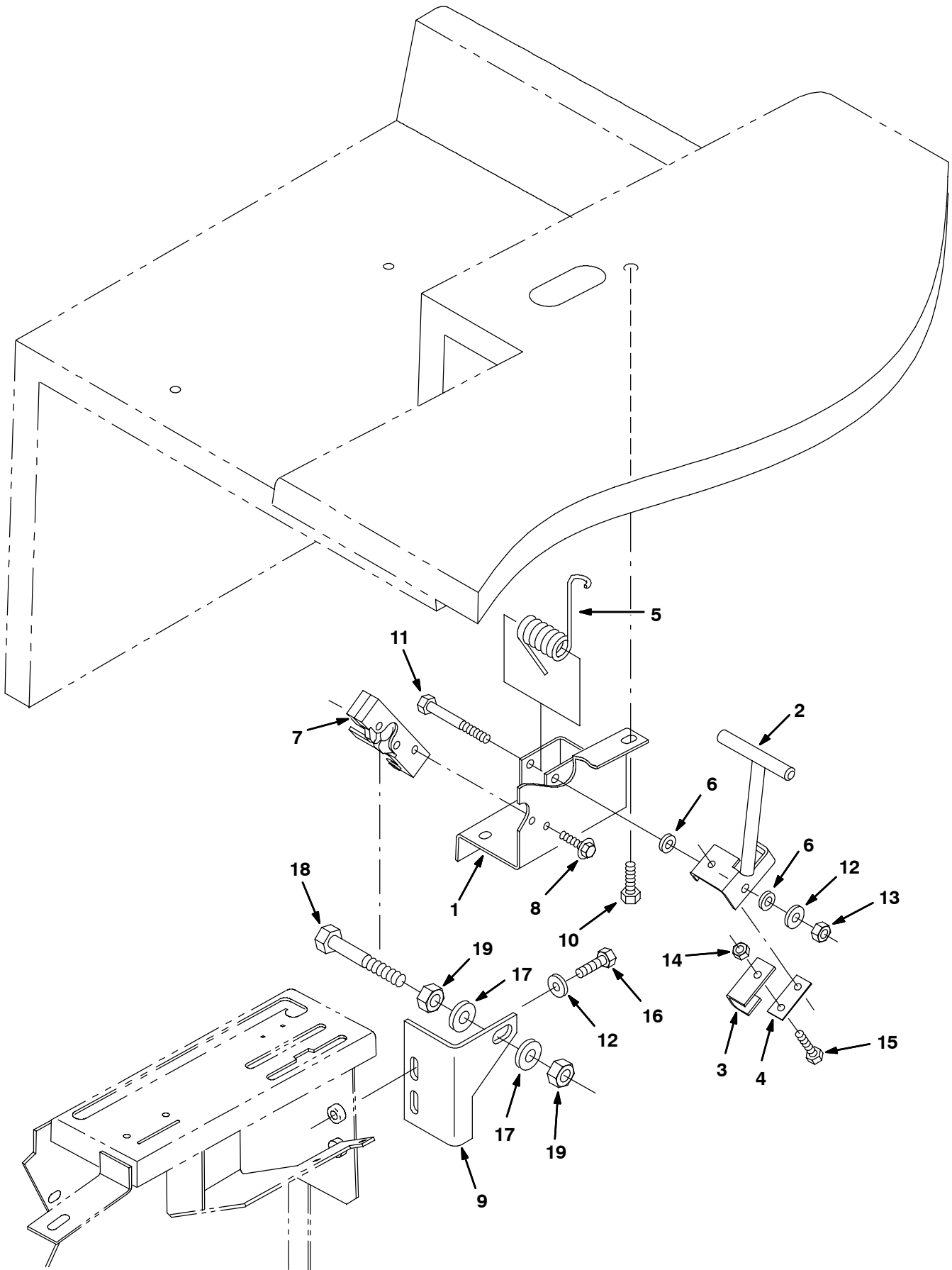


Fig. 7 - Rear Cover Latch Group

Ref.	Part No.	Serial Number	Description	Qty.
1	360083	(000000-) Bracket Wldt, Latch	1
2	360831	(000000-) Latch Wldt, Shroud	1
3	361164	(000000-) Channel, Latch	1
4	361165	(000000-) Spring, Latch	1
5	87581	(000000-) Spring, Torsion	1
6	43454	(000000-) Washer, .344B .69D .06Nylon	2
7	72439	(000000-) Latch	1
8	16949	(000000-) Scr-Hex .25-20X0.75 Sems Pltd	2
9	360873	(000000-) Angle, Mtg, Latch Pin	1
10	15675	(000000-) Scr Hexssm 8 X 1.25 16	4
11	76960	(000000-) Screw, Hex, .31-18 X 2.25, G5	1
12	32491	(000000-) Washer, Flat, 0.31, Std	3
13	32983	(000000-) Nut, Hex, Lock, .31-18, NI	1
14	08708	(000000-) Nut, Hex, Lock, M6 X 1.00, NI	2
15	87308	(000000-) Screw, Hex, M6 X 1.00 X 12, 8.8	2
16	16931	(000000-) Screw, Hex, M8 X 1.25 X 20, 8.8	2
17	32486	(000000-) Washer Flat,0.50,Sae	2
18	27985	(000000-) Screw, Hex, .50-13 X 2.50, G5	1
19	32523	(000000-) Nut, Hex, Jam, .50-13	2

Fig. 8 - Operator Station Group

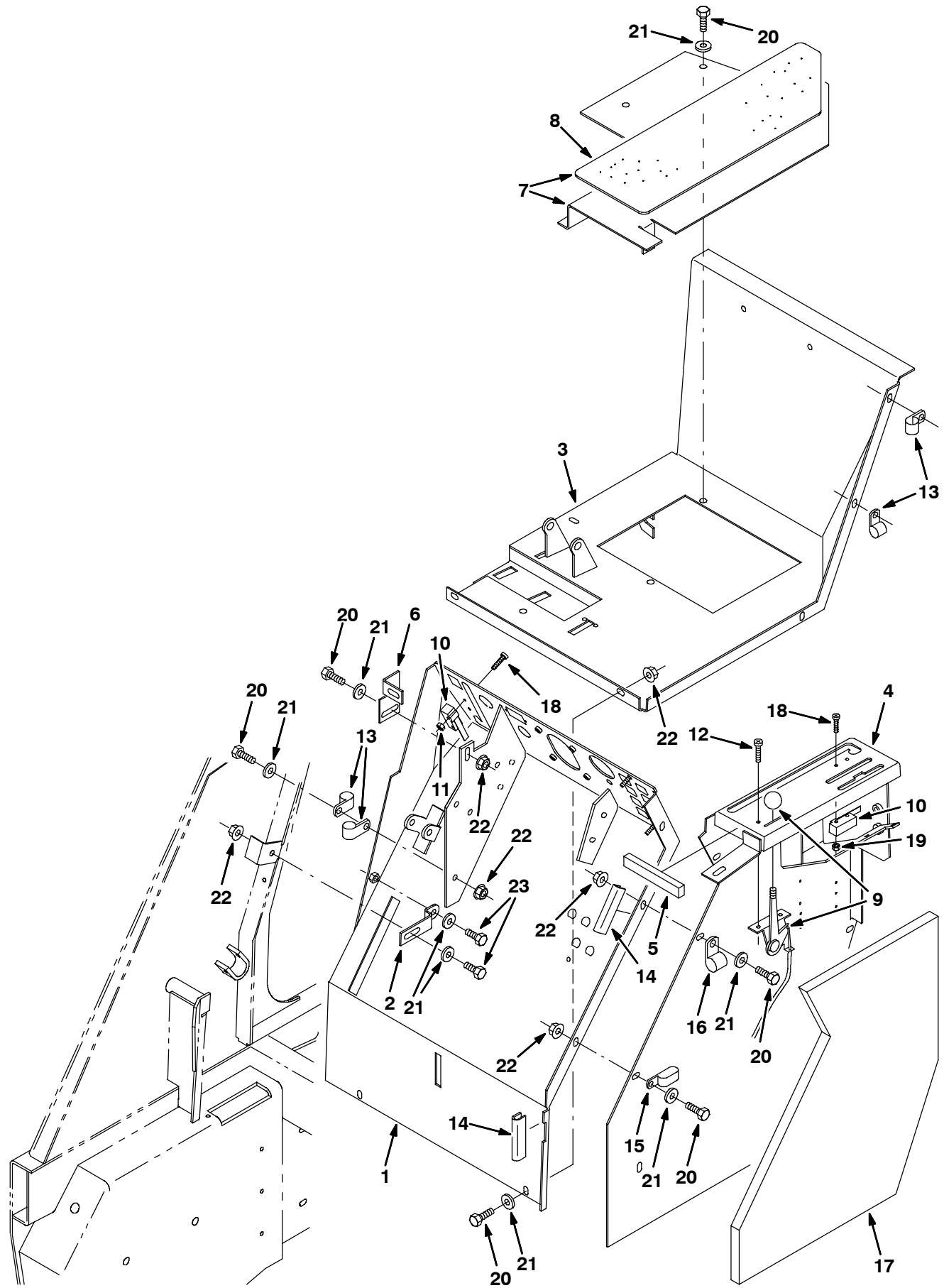


Fig. 8 - Operator Station Group

Ref.	Part No.	Serial Number	Description	Qty.	
1	360096	(000000-) Panel Wldt, Oper Station Instr	1	
2	360742	(000000-) Plate	1	
3	360713	(000000-) Panel Wldt, Oper Station Floor	1	
4	361293	(000000-) Panel Wldt, Oper, Ic W/Label	1	
5	360928	(000000-) Seal, Ure .50 X .75 X 5.0L	1	
6	360712	(000000-) Bracket, Angle	1	
▽	7	361300	(000000-) Plate, Floor W/Tread	1
▲	8	360906	(000000-) Tread, Floor, 20.6 6.5	1
9	360465	(000000-) Cable, Throttle	1	
10	1008142	(000000-) Switch, Snap Actn, 250vdc 25a Spdt	2	
11	01754	(000000-) Nut, Hex, Std, M3 X 0.5, 8	4	
12	02863	(000000-) Scr-Pnfmng 10 X 0.75 Type Ab	2	
13	67767	(000000-) Clamp-Cable,.69Dia. .62Wth	4	
14	13173	(000000-) Molding, Trim 3/16-5/16 5.0	2	
15	53468	(000000-) Clamp, Cable, Stl, 1.75d X 1.00w, 1hole	1	
16	69234	(000000-) Clamp-Cable, 1.00Dia. .62Wth	1	
17	361950	(000000-) Insulation, Sound Foam, Side	1	
18	33933	(000000-) Screw, Pan, M3 X 0.5 X 25, Ss	4	
19	140282	(000000-) Nut Hex, Lock, M3 X 0.5, NI	2	
20	16931	(000000-) Screw, Hex, M8 X 1.25 X 20, 8.8	11	
21	32491	(000000-) Washer, Flat, 0.31 Std	13	
22	07791	(000000-) Nut, Hex, Flng, M8 X 1.25	9	
23	16735	(000000-) Screw, Hex, M8 X 1.25 X 16, 8.8	2	

Fig. 9 - Instrument Panel Group, Gas

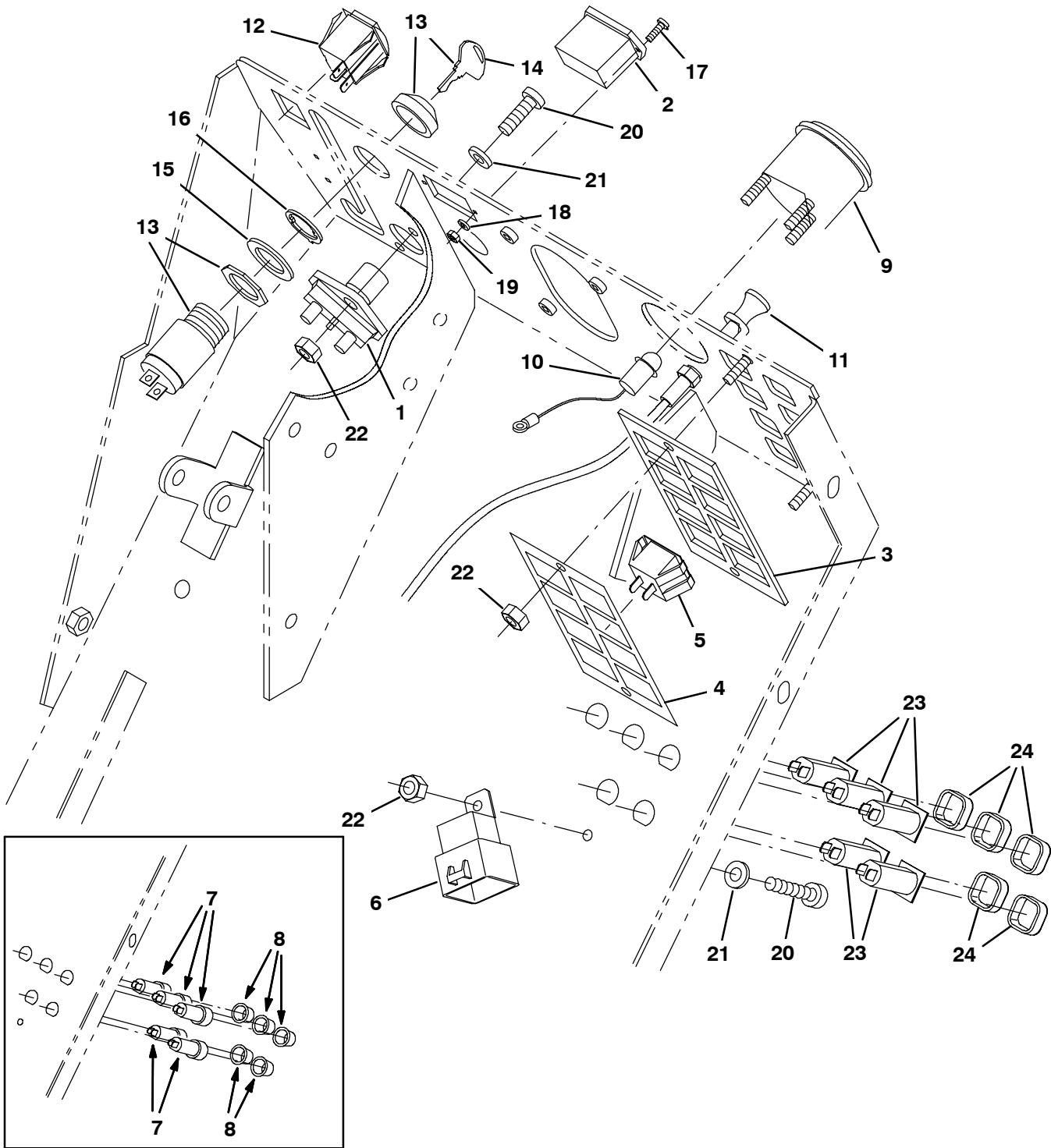


Fig. 9 - Instrument Panel Group, Gas

Ref.	Part No.	Serial Number	Description	Qty.	
1	44078	(000000-) Switch, Pushmom, Spst100A 12V	1	
2	222114	(000000-001279) Hourmeter	1	
2	377324	(001280-004619) Gauge Kit, Hourmeter, F/31988 [10k]	1	
2	377433	(004620-) Gauge, Hourmeter, 12-60vdc, Analog [10k]	1	
3	361072	(000000-) Seal, Foam	1	
4	360773	(000000-) Plate, Mtg, Light	1	
5	361075	(000000-) Lamp, Indicator 12 Volt	4	
6	56186	(000000-) Relay, Shrouded, 12 Vdc	1	
7	57803	(000000-005447) Breaker-Circuit, 15A Resetable	5	
8	57751	(000000-005447) Boot,Circuit Breaker	5	
9	34813	(000000-) Fuel Gauge	1	
10	60752	(000000-) Light Inst/Clr 12V	1	
11	47313A	(000000-) Cable, Choke	1	
12	360521	(000000-) Switch, Rocker, Spdt, 2 Pos	1	
▽	13	361076	(000000-) Switch, Ignition	1
▲	14	361144	(000000-) Key, Ignition Switch	1
15	82226	(000000-) Washer,.91Bx1.38Dx0.064 Crs	1	
16	360969	(000000-) Washer-Loc Spec .886 Pltd	1	
17	09146	(000000-) Screw, Pan, M3 X 0.5 X 12, 4.8	2	
18	39658	(000000-) Washer, Lock, Int, #04	2	
19	01754	(000000-) Nut, Hex, Std, M3 X 0.5, 8	2	
20	09164	(000000-) Screw, Pan, M6 X 1.0 X 20, 4.8	3	
21	19066	(000000-) Washer, Flat, #10	4	
22	08708	(000000-) Nut, Hex, Lock, M6 X 1.0, NI	5	
23	1045858	(005448-) Circuitbreaker, 15a, Resetable	5	
24	1046173	(005448-) Boot, Circuitbreaker	5	

Fig. 10 - Instrument Panel Group, LPG

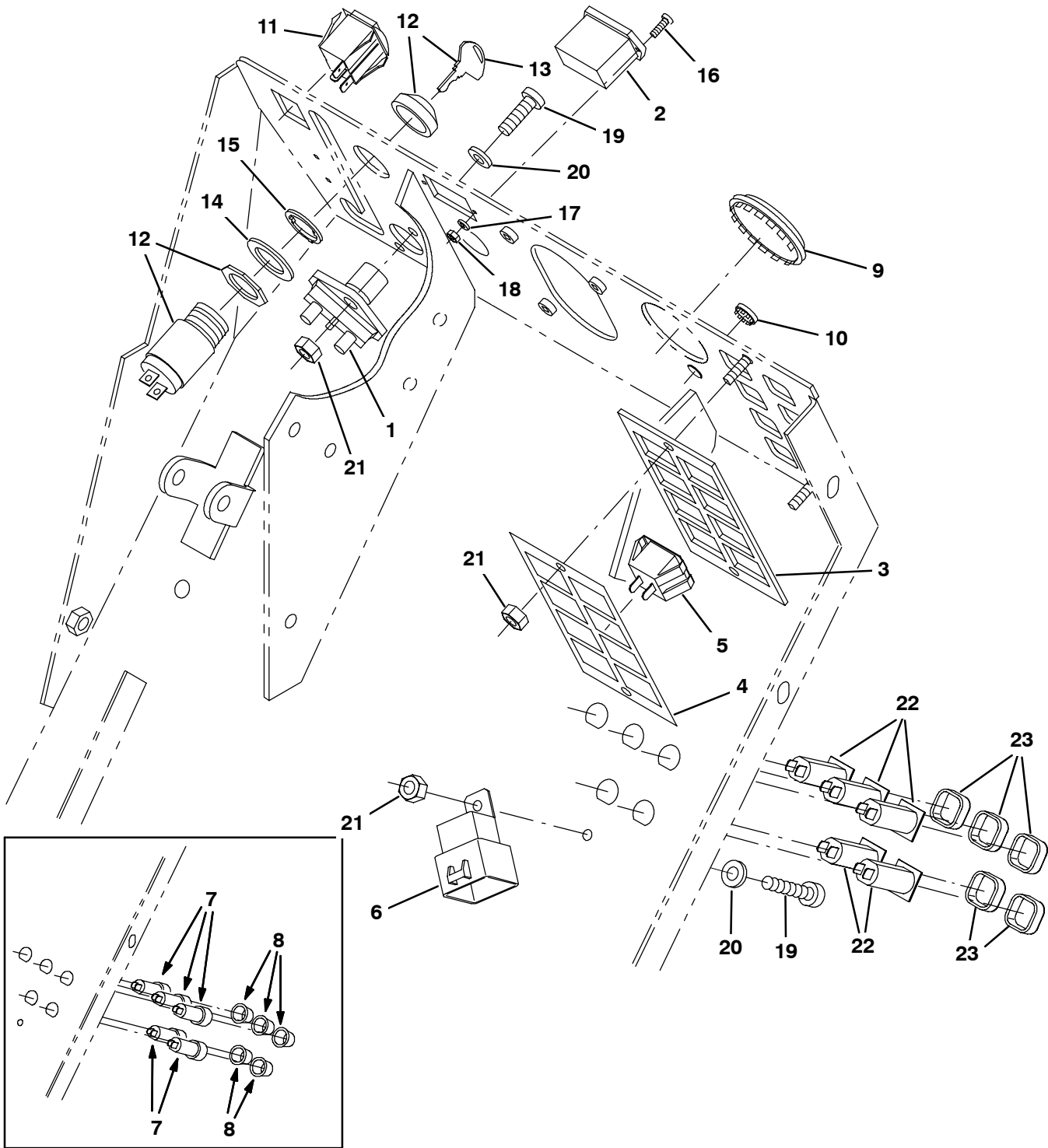


Fig. 10 - Instrument Panel Group, LPG

Ref.	Part No.	Serial Number	Description	Qty.	
1	44078	(000000-) Switch, Pushmom, Spst100A 12V	1	
2	222114	(000000-001279) Hourmeter	1	
2	377324	(001280-004619) Gauge Kit, Hourmeter, F/31988 [10k]	1	
2	377433	(004620-) Gauge, Hourmeter, 12-60vdc, Analog [10k]	1	
3	361072	(000000-) Seal, Foam	1	
4	360773	(000000-) Plate, Mtg, Light	1	
5	361075	(000000-) Lamp, Indicator 12 Volt	5	
6	56186	(000000-) Relay, Shrouded, 12 Vdc	1	
7	57803	(000000-005447) Breaker-Circuit, 15A Resetable	5	
8	57751	(000000-005447) Boot,Circuit Breaker	5	
9	82747	(000000-) Plugbtn 2.09H .05-.06 Blackstl	1	
10	33807	(000000-) Plugbutton .44H	1	
11	360521	(000000-) Switch, Rocker, Spdt, 2 Pos	1	
▽	12	361076	(000000-) Switch, Ignition	1
▲	13	361144	(000000-) Key, Ignition Switch	1
14	82226	(000000-) Washer,.91Bx1.38Dx0.064 Crs	1	
15	360969	(000000-) Washer-Loc Spec .886 Pltd	1	
16	09146	(000000-) Screw, Pan, M3 X 0.5 X 12, 4.8	2	
17	39658	(000000-) Washer, Lock, Int, #04	2	
18	01754	(000000-) Nut, Hex, Std, M3 X 0.5, 8	2	
19	09164	(000000-) Screw, Pan, M6 X 1.0 X 20, 4.8	3	
20	19066	(000000-) Washer, Flat, #10	3	
21	08708	(000000-) Nut, Hex, Lock, M6 X 1.0, NI	5	
22	1045858	(005448-) Circuitbreaker, 15a, Resetable	5	
23	1046173	(005448-) Boot, Circuitbreaker	5	

Fig. 11 - Steering Wheel Group

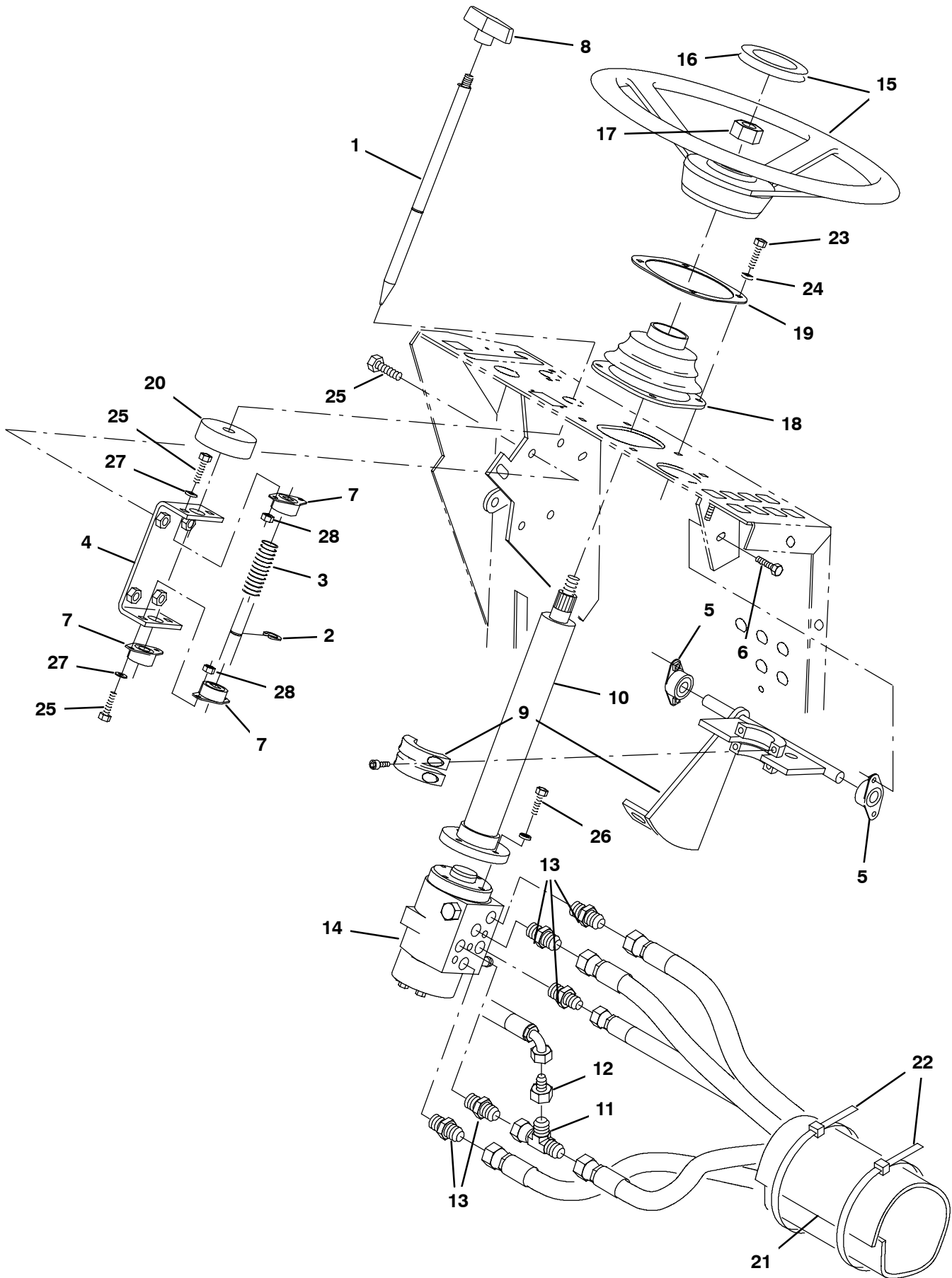


Fig. 11 - Steering Wheel Group

Ref.	Part No.	Serial Number	Description	Qty.	
1	360711	(000000-) Rod, Latch, Steering, Tilt	1	
2	70717	(000000-) Ring, Retain, Ex0.50Od,Heavydt	1	
3	22290	(000000-) Sprng,Comp,0.62Idx.06Wire 2.3L	1	
4	64655	(000000-) Channel, Mounting, Steering La	1	
5	70709	(000000-) Bearing, Flange .500B	2	
6	11329	(000000-) Scr-Hexssm 6X1.0 16 Nylonloc	4	
7	47585	(000000-) Bearing-Flange,2 Hole 0.50Bore	3	
8	04706	(000000-) Handle Lift Brush	1	
9	73027	(000000-) Bracket Wldt, Steering, Tilt	1	
10	73061	(000000-) Column, Steering #2 10Lg Wire	1	
11	42215	(000000-) Ftg-Hyd Tee Jm06Jmjf	1	
12	47752	(000000-) Ftg-Hyd Str Jm04/Jf06	1	
13	56690	(000000-) Ftg-Hyd Str Jm06/Om06	5	
14	71713	(000000-) Steer Control, Hyd (See Breakdowns)	1	
▽	15	56398	(000000-) Wheel Steering 14Diax36T	1
▲	16	70218	(000000-) Cap, Steering Wheel	1
▲	70219	(000000-) Insert, Steering Wheel	1	
17	56185	(000000-) Nut-Hx Jam, M20X1.5	1	
18	70622	(000000-) Seal, Boot, Steering Column	1	
19	360867	(000000-) Plate, Mtg, Steering Boot	1	
20	75968	(000000-) Seal, Bearing	1	
21	361250	(000000-) Skirt, Oil Defelction	1	
22	49263	(000000-) Tie Cable 3.00D Max 11.41Lg	3	
23	09145	(000000-) Screw, Pan, Phl, M6 X 1.00 X 16, 4.8	4	
24	19066	(000000-) Washer, Flat, 10	4	
25	06943	(000000-) Screw, Hex, M6 X 1.00 X 20, 8.8	8	
26	06942	(000000-) Screw, Hex, M6 X 1.00 X 16, 8.8	4	
27	32483	(000000-) Washer, Flat, 0.25, Sae	4	
28	08708	(000000-) Nut, Hex, Lock, M6 X 1.00, NI	4	

Fig. 12 - Engine and Mount Group, G/LP

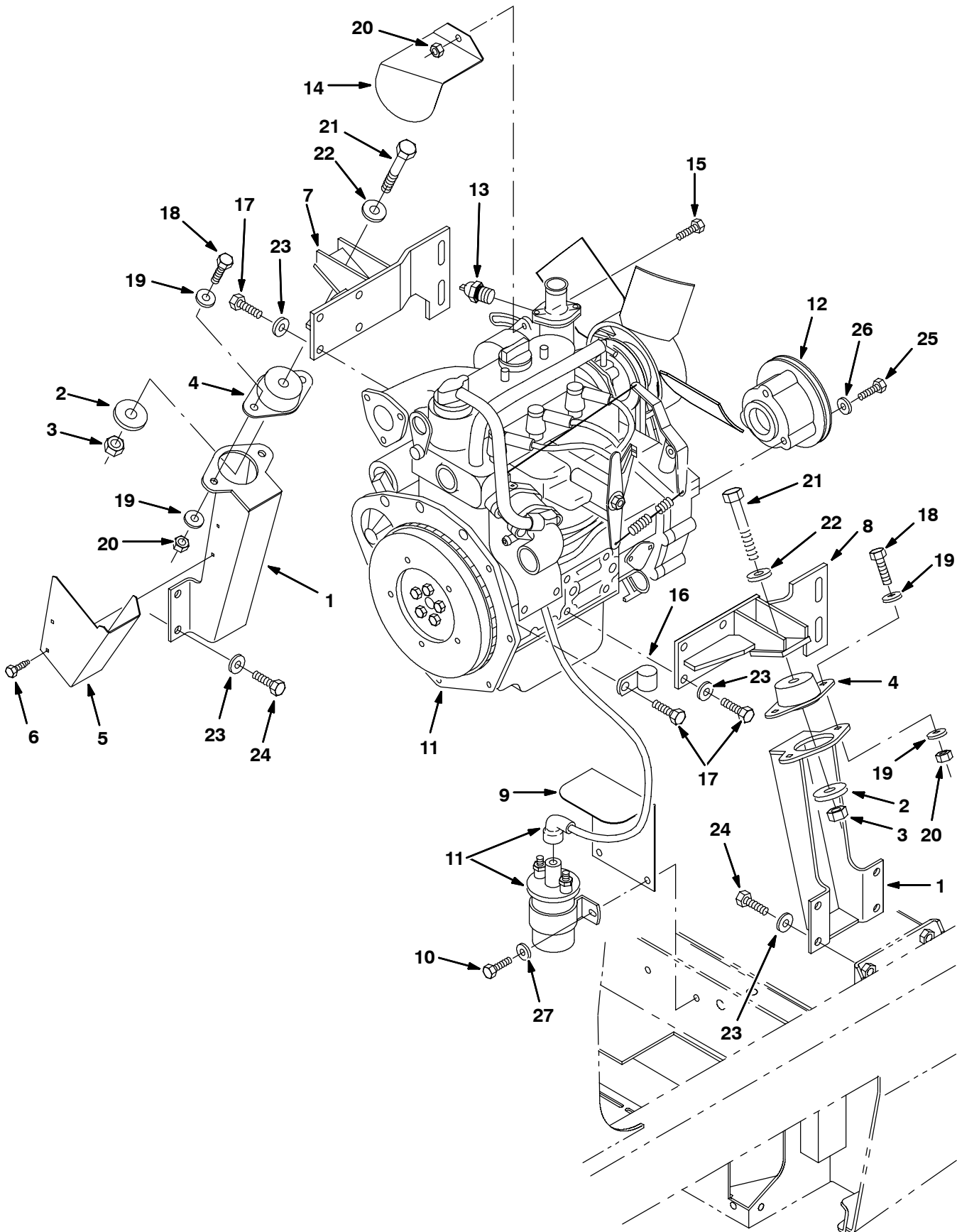


Fig. 12 - Engine and Mount Group, G/LP

Ref.	Part No.	Serial Number	Description	Qty.
1	1017325	(000000-) Bracket, Mtg, Eng, Front	2
2	51564	(000000-) Washer, .531B 1.75D .12Cr Zn	2
3	32985	(000000-) Nut, Hex, Lock, .50-13, NI	2
4	360721	(000000-) Isolator, Rear	2
5	361259	(000000-) Shield, Oil Filter	1
6	74455	(000000-) Scr-Hx Fmgm 6X1.0 12	2
7	360718	(000000-) Plate Wldt, Rear Mt, Rh, Gas	1
8	360719	(000000-) Plate Wldt, Rear Mt, Lh, Gas	1
9	361257	(000000-) Shield, Coil	1
10	12459	(000000-) Screw, Hex, M06 X 1.0 X 20, Fmg	2
11	361283	(000000-003426) Engine, Gas, Kubota, (See Engine Breakdown)	1
11	397695	(003427-) Engine, Gas, Kubota, (See Engine Breakdown)	1
11	361244	(000000-003415) Engine, LPG, Kubota, (See Engine Breakdown)	1
11	397696	(003416-) Engine, LPG, Kubota, (See Engine Breakdown)	1
12	9001607	(000000-004341) Drive Kit, Vacfan, Ci [6400 G/Lpg]	1
12	1021540	(004342-) Sheave, Drive, Fan, Gas, Mach	1
13	9005789	(000000-005539) Switch Kit, Replmt, Thermostat, Eng	1
13	1050757	(005540-) Switch, Thermostat, Water	1
14	361234	(000000-) Angle, Shield, Alternator	1
15	04375	(000000-) Screw Hex M 8X1.25 40 Full Thd	1
16	69234	(000000-) Clamp-Cable, 1.00Dia. .62Wth	1
17	58286	(000000-) Scr-Hex M10X1.25 20 8.8 Pltd	9
18	39277	(000000-) Screw, Hex, M8 X 1.25 X 25, 8.8	4
19	32491	(000000-) Washer, Flat, 0.31 Std	8
20	08709	(000000-) Nut, Hex, Lock, M8 X 1.25, NI	5
21	27985	(000000-) Screw, Hex, .50-13 X 2.50, 5	2
22	32486	(000000-) Washer, Flat, 0.50 Sae	2
23	32492	(000000-) Washer, Flat, 0.38 Std	16
24	06961	(000000-) Screw, Hex, M10 X 1.5 X 20, 8.8	8
25	39279	(000000-) Screw, Hex, M8 X 1.25 X 70, 8.8	3
26	39349	(000000-) Washer, Flat, 0.31 Sae	3
27	32490	(000000-) Washer, Flat, 0.25, Std	2

Fig. 13 - Engine Flywheel Housing and Mount Group, G/LP

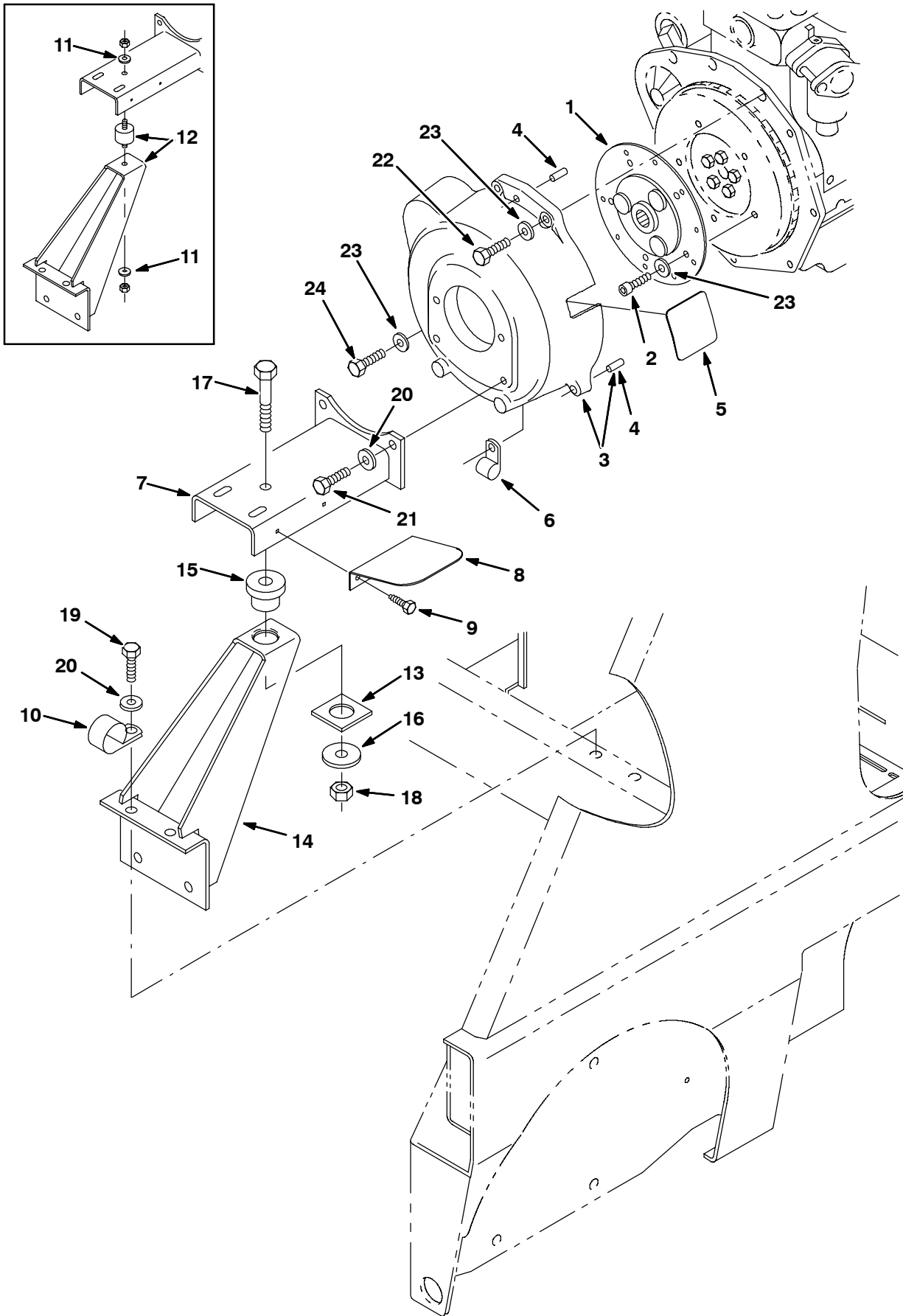


Fig. 13 - Engine Flywheel Housing and Mount Group, G/LP

Ref.	Part No.	Serial Number	Description	Qty.	
1	361118	(000000-) Coupling Assy, Flywheel, Wg750	1	
2	39308	(000000-) Screw Soc M 8X1.25 25	5	
▽	3	360473	(000000-) Housing, Flywheel, Gas, Mach	1
▲	4	14296	(000000-) Pin, Roll .31 X 0.75	2
5	360959	(000000-) Seal, Flywheel	1	
6	40678-1	(000000-) Clamp-Cable, .88Dia .56Wth	1	
7	360732	(000000-) Channel Wldt	1	
8	361260	(000000-) Shield, Battery	1	
9	74455	(000000-) Scr-Hx Fmgm 6X1.0 12	2	
10	86328	(000000-) Clamp, Cable 1.5 Dia	1	
11	32984	(000000-001138) Washer-Loc Int .31 Pltd	2	
12	366067	(000000-001138) Eng Mtg Kit, Rear Gas Lp	1	
13	361980	(001139-) Spacer, Isolator	1	
14	361924	(001139-) Angle Wldt, Front Mount, Gas	1	
15	51176	(001139-) Dampner, Engine	1	
16	51564	(001139-) Washer, .531B 1.75D .12 Crzn	1	
17	06972	(001139-) Screw, Hex, M12 X 1.75 X 60, 8.8	1	
18	08711	(000000-) Nut, Hex, Lock, M12 X 1.75,NI	1	
19	06961	(000000-) Screw, Hex, M10 X 1.5 X 20, 8.8	4	
20	32492	(000000-) Washer, Flat, 0.38 Std	6	
21	21195	(000000-) Screw, Hex, .38-16 X 0.75, 5	2	
22	41342	(000000-) Screw, Hex, M8 X 1.25 X 40, 8.8	2	
23	39349	(000000-) Washer, Flat, 0.31 Sae	8	
24	76570	(000000-) Screw, Hex, M8 X 1.25 X 30, 8.8	2	

Fig. 14 - Engine Air Cleaner Group, G/LP

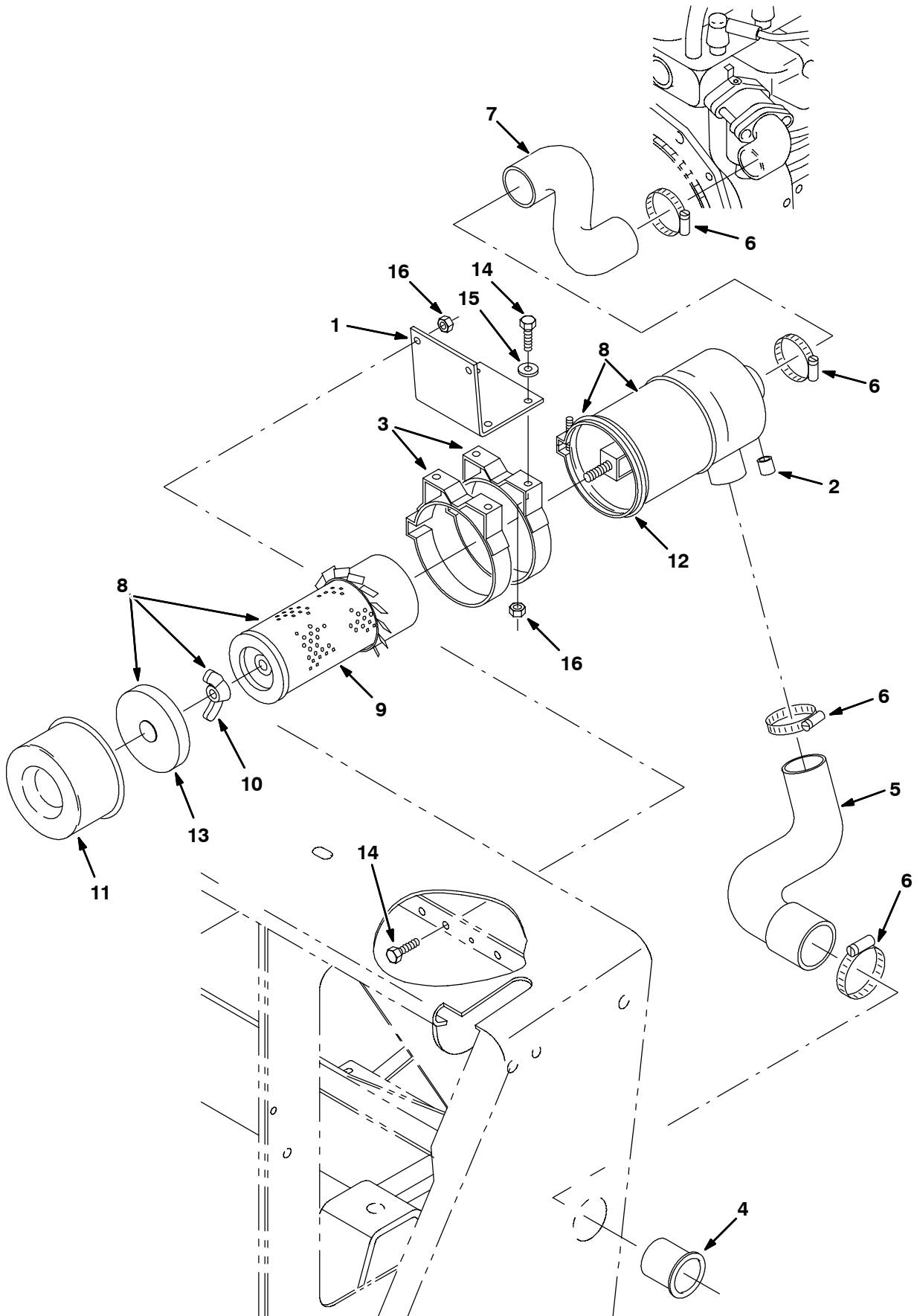


Fig. 14 - Engine Air Cleaner Group, G/LP

Ref.	Part No.	Serial Number	Description	Qty.	
1	360627	(000000-) Angle, Mtg, Air Cleaner	1	
2	60745	(000000-) Ftg Cap Npt 02Pf	1	
3	360708	(000000-) Band, Mtg, Air Cleaner	2	
4	58346	(000000-) Tube - Carb. Air Intake	1	
5	360833	(000000-) Hose, Air Intake	1	
6	22297	(000000-) Clamp-Wormdrive, 1.56- 2.50D L	4	
7	360371	(000000-) Hose, Molded, Intake, Gas/Lpg	1	
▽	8	360707	(000000-) Air Cleaner Assy	1
▲	9	361201	(000000-) Element, Air Filter	1
▲	10	361323	(000000-) Nut Assy Dn	1
▲	11	361325	(000000-) Cup Assy Dn	1
▲	12	361324	(000000-) Clamp Assy Dn	1
13	388426	(000000-) P102754 Baffle Dn	1	
14	16931	(000000-) Screw, Hex, M8 X 1.25 X 20, 8.8	6	
15	32490	(000000-) Washer, Flat, 0.25 Std	4	
16	07791	(000000-) Nut, Hex, Fing, M8 X 1.25	6	

Fig. 15 - Engine Radiator Group, G/LP

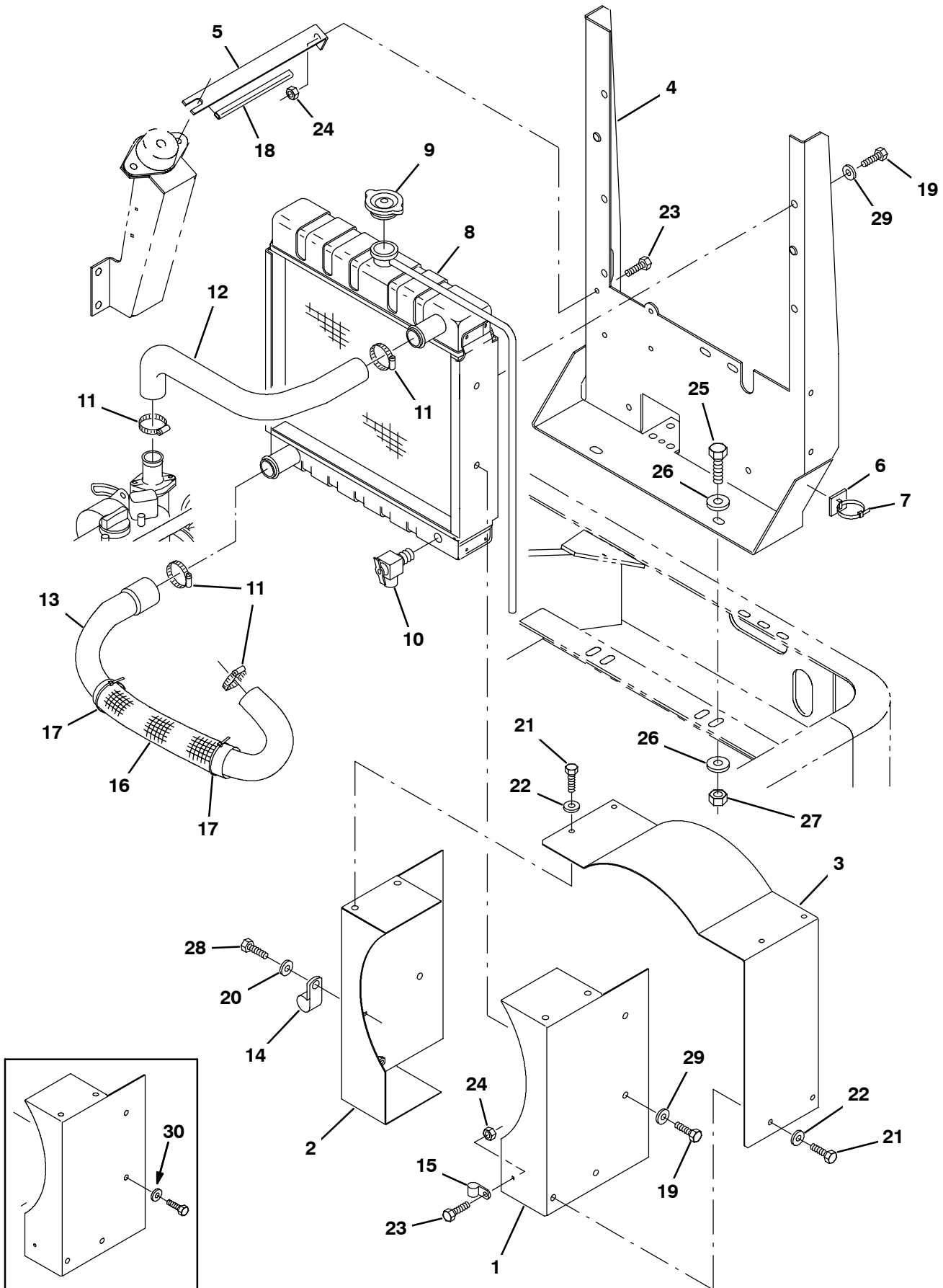


Fig. 15 - Engine Radiator Group, G/LP

Ref.	Part No.	Serial Number	Description	Qty.
1	360620	(000000-) Panel, Shroud	1
2	360621	(000000-) Panel, Shroud	1
3	361273	(000000-) Radiator Guard W/Label	1
4	360799	(000000-) Angle, Radiator Mt	1
5	360787	(000000-) Angle, Brace	1
6	55248	(000000-) Cabletie Mount, Adhesive	2
7	49266	(000000-) Tie, Cable 1.75D Max 7.50Lg	2
8	360341	(000000-004058) Radiator	1
8	1041869	(004059-) Radiator, Alm	1
9	1045764	(000000-) Cap, Radiator, 14psi [Stant]	1
10	51305	(000000-) Drain Cock,.25Npt Wh#120 Angl	1
11	11399	(000000-) Clamp-Wormdrive, 0.81- 1.50D	4
12	360363	(000000-) Hose, Radiator, Upper	1
13	360368	(000000-) Hose, Radiator, Lower G&Lpg	1
14	67767	(000000-) Clamp, Cable, Stl, 0.69D X 0.62w, 1hole	1
15	40678	(000000-) Clamp,Cable .44D .62Wide	1
16	57224	(000000-) Sleeve, Nyl #37 16.0L	1
17	49266	(000000-) Tie, Cable 1.75D Max 7.50Lg	2
18	62595-3	(000000-) Molding, Trim 11-14Ga 5.75	1
19	54394	(000000-004058) Screw, Hex, .31-18 X 0.50, 5	8
19	50388	(004059-) Screw, Hex, M8 X 1.25 X 12, 8.8	8
20	32490	(000000-) Washer, Flat, 0.25 Std	1
21	06942	(000000-) Screw, Hex, M6 X 1.0 X 16, 8.8	6
22	19066	(000000-) Washer, Flat, #10	6
23	16735	(000000-) Screw, Hex, M8 X 1.25 X 16, 8.8	2
24	07791	(000000-) Nut, Hex, Flng, M8 X 1.25	2
25	39283	(000000-) Screw, Hex, M10 X 1.50 X 25, 8.8	2
26	32492	(000000-) Washer, Flat, 0.38, Std	4
27	41430	(000000-) Nut, Hex, Lock, M10 X 1.5, NI	2
28	06943	(000000-) Screw, Hex, M6 X 1.00 X 20, 8.8	1
29	39349	(004059-) Washer, Flat, 0.31, Sae	8
30	32490	(000000-004058) Washer, Flat, 0.25 Std	8

Fig. 16 - Engine Fuel Tank Group, Gas

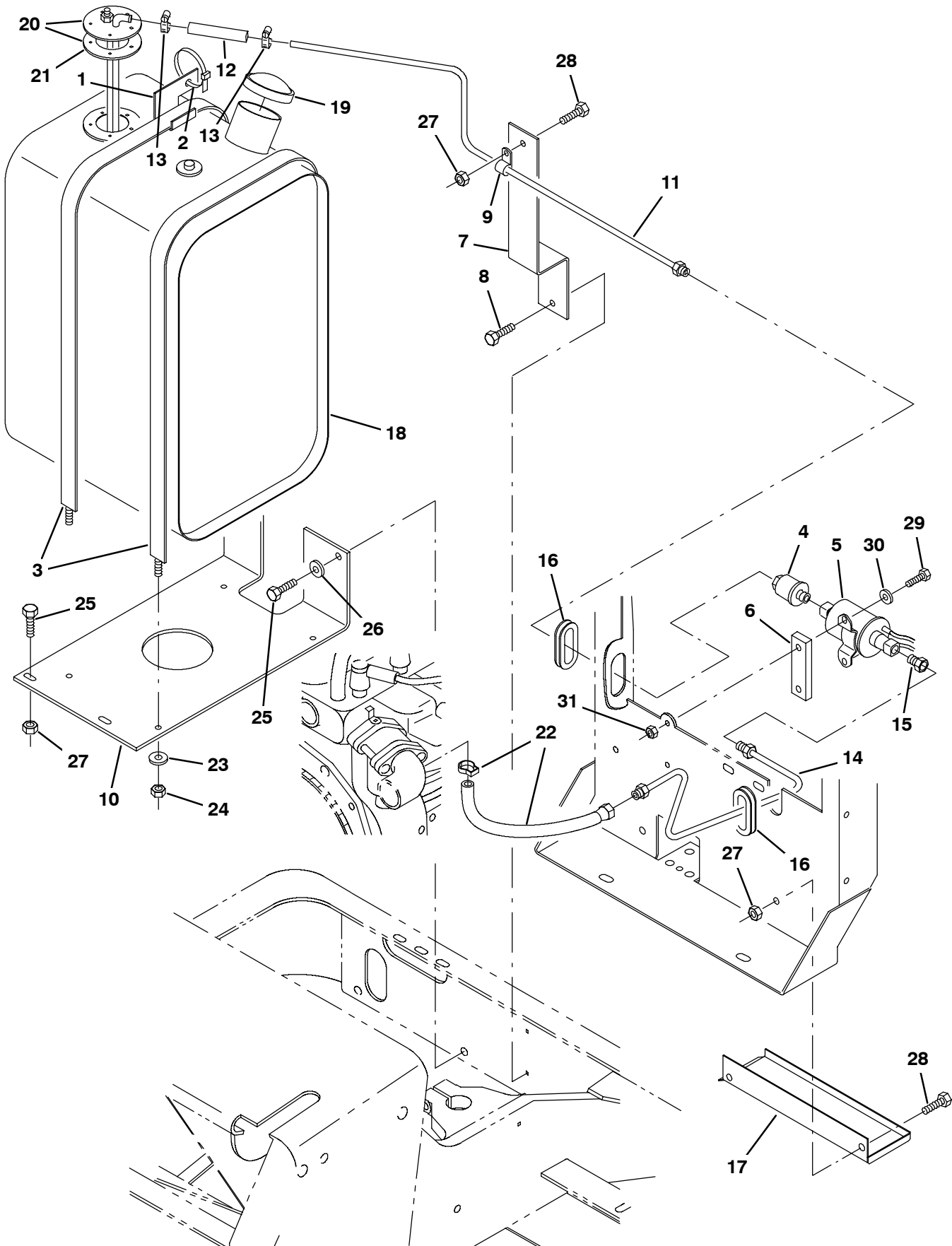


Fig. 16 - Engine Fuel Tank Group, Gas

Ref.	Part No.	Serial Number	Description	Qty.
1	70767	(000000-) Tab,Fuelline	1
2	49266	(000000-) Tie, Cable 1.75D Max 7.50Lg	2
3	360098	(000000-) Strap Wldt, Fuel Tank	2
4	36050	(000000-) Filter, Fuel	1
5	59015	(000000-) Pump, Fuel	1
6	360877	(000000-) Spacer, Fuel Pump	1
7	360760	(000000-) Bracket, Support, Fuelline	1
8	74455	(000000-) Scr-Hx Fmgm 6X1.0 12	2
9	40678	(000000-) Clamp,Cable .44D .62Wide	2
10	360403	(000000-) Bracket, Mtg, Fuel Tank	1
11	360836	(000000-) Fuel Line, Die. Tank-Pump	1
12	81584	(000000-) Hose, Fuel, 0.31Id 05.0L	1
13	43844	(000000-) Clamp-Wormdrive, 0.25- 0.62D	2
14	360835	(000000-) Tube Assy, Fuel Line	1
15	40585	(000000-) Ftg-Brs Str lf05/Pm02	1
16	54345	(000000-) Grommet, Rbr1.62Id,For .13Matl	2
17	361209	(000000-) Channel, Fuel Drip Shield	1
▽	18	361280	(000000-) Tank, Fuel W/Label	1
▲	19	48267	(000000-) Cap, Fuel	1
▲▽	20	361113	(000000-) 90 Ohm Sending Unit	1
▲▲	21	14131	(000000-) Gasket, 2.7D 1.5B.12T 5/ 2.1Bc	1
	22	361920	(000000-) Hose Repl Kit, Special	1
	23	32490	(000000-) Washer, Flat, 0.25, Std	2
	24	32981	(000000-) Nut, Hex, Lock, .25-20, NI	2
	25	16931	(000000-) Screw, Hex, M8 X 1.25 X 20, 8.8	3
	26	32491	(000000-) Washer, Flat, 0.31, Std	2
	27	07791	(000000-) Nut, Hex, Fing, M8 X 1.25	4
	28	16735	(000000-) Screw, Hex, M8 X 1.25 X 16, 8.8	3
	29	06943	(000000-) Screw, Hex, M6 X 1.00 X 20, 8.8	2
	30	19066	(000000-) Washer, Flat, 10	4
	31	08708	(000000-) Nut, Hex, Lock, M6 X 1.00, NI	2

Fig. 17 - Engine Fuel Tank Group, LPG

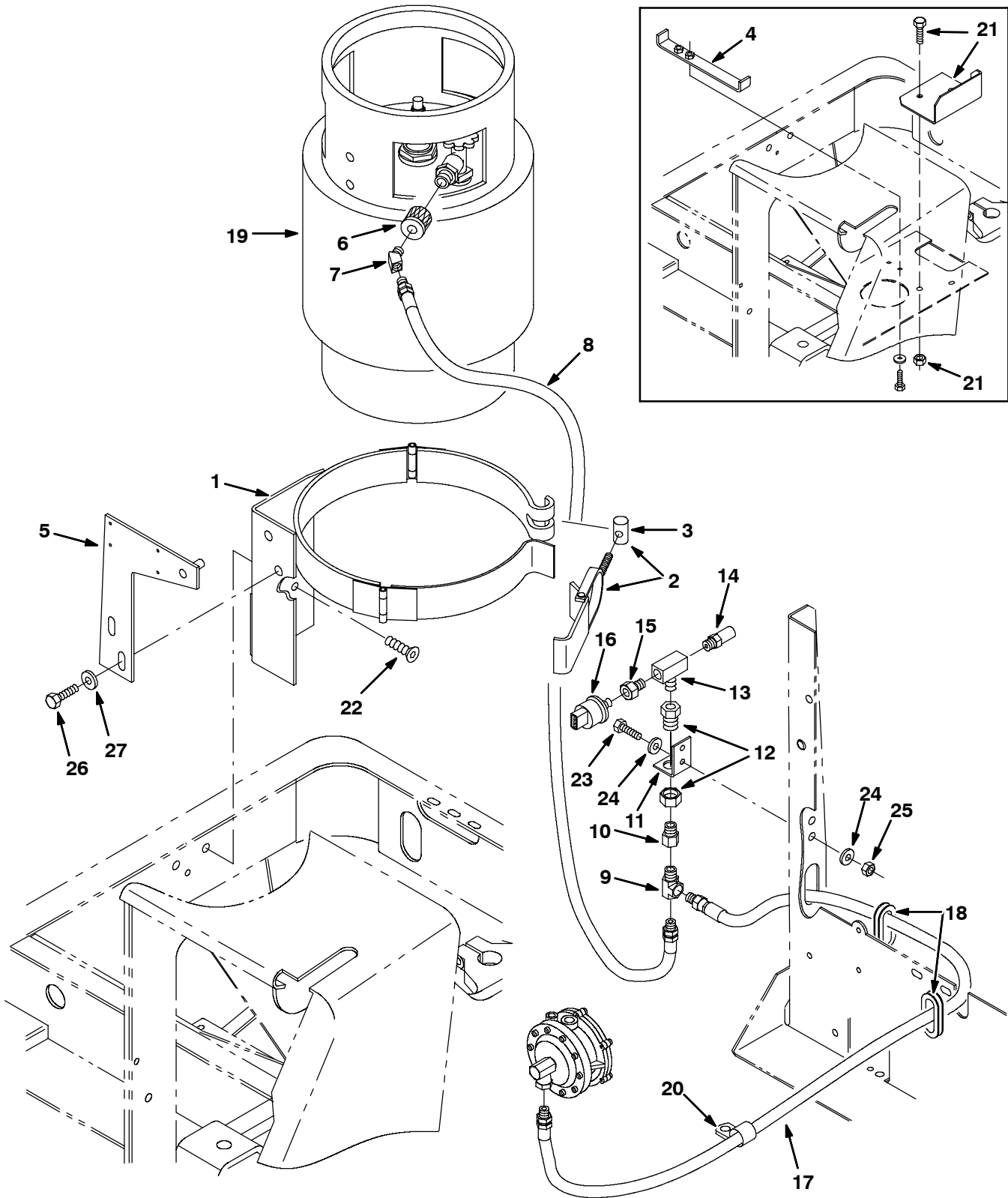


Fig. 17 - Engine Fuel Tank Group, LPG

Ref.	Part No.	Serial Number	Description	Qty.
	1	366103	(000000-) Bracket Wldt, Lpg Mount	1
▽	2	53400-1	(000000-) Latch Assy, Lpg Tank Mtg,W/Nut	1
▲	3	53400-4	(000000-) Nut, Adjustable, Lpg Tank Mtg	1
	4	361264	(000000-001039) Bracket, Lpg Tank	1
	5	361275	(000000-) Plate Wldt, Mount, Lpg W/Label	1
	6	26496	(000000-) Coupling, Quick Disc. Shwd	1
	7	47720	(000000-) Fitting, Hyd, E45, Pf04/Pm04	1
	8	10754	(000000-) Hose Lpg,4Lpg 24In.Lg L	1
	9	56976A	(000000-) Ftg-Tee Npt 04Pm- 04Pf- 04Pf	1
	10	59892	(000000-) Fitting-Str	1
	11	54343	(000000-) Bracket, Mounting, Relief Valv	1
	12	78122	(000000-) Ftg,Bulkhead .25Npt Wh W21204	1
	13	53268	(000000-) Ftg,Brass Tee 04Pf- 04Pm- 04Pf	1
	14	24047	(000000-) Valve, Press Relief, Lpg Rego	1
	15	17414	(000000-) Ftg-Hyd Str Pm04/Pf02	1
	16	23156	(000000-) Switch, Pressure, Lpg	1
	17	360936	(000000-) Hose-Lpg Med05 Spcl 04Pm/04Pm	1
	18	54345	(000000-) Grommet, Rbr1.62ld,For .13Matl	2
	19	24928-1	(000000-) Tank-Lp,33@,Liq,Both,Fill Ga L	1
	20	67767	(000000-) Clamp-Cable,.69Dia. 62Wth	1
	21	375406	(000000-002826) Kit, Bracket, Support, Lpg Tank, [6400]	1
	22	06535	(000000-) Screw, Flt, M10 X 1.5 X 35, 10.9	2
	23	06943	(000000-) Screw, Hex, M6 X 1.0 X 20, 8.8	2
	24	32490	(000000-) Washer, Flat, 0.25 Std	4
	25	08708	(000000-) Nut, Hex, Lock, M6 X 1.0, NI	2
	26	39283	(000000-) Screw, Hex, M10 X 1.5 X 25, 8.8	2
	27	32492	(000000-) Washer, Flat, 0.38 Std	2

STANDARD PARTS

Fig. 18 - Engine Vaporizer Group, LPG (standard) (Serial Number 000000-001759)

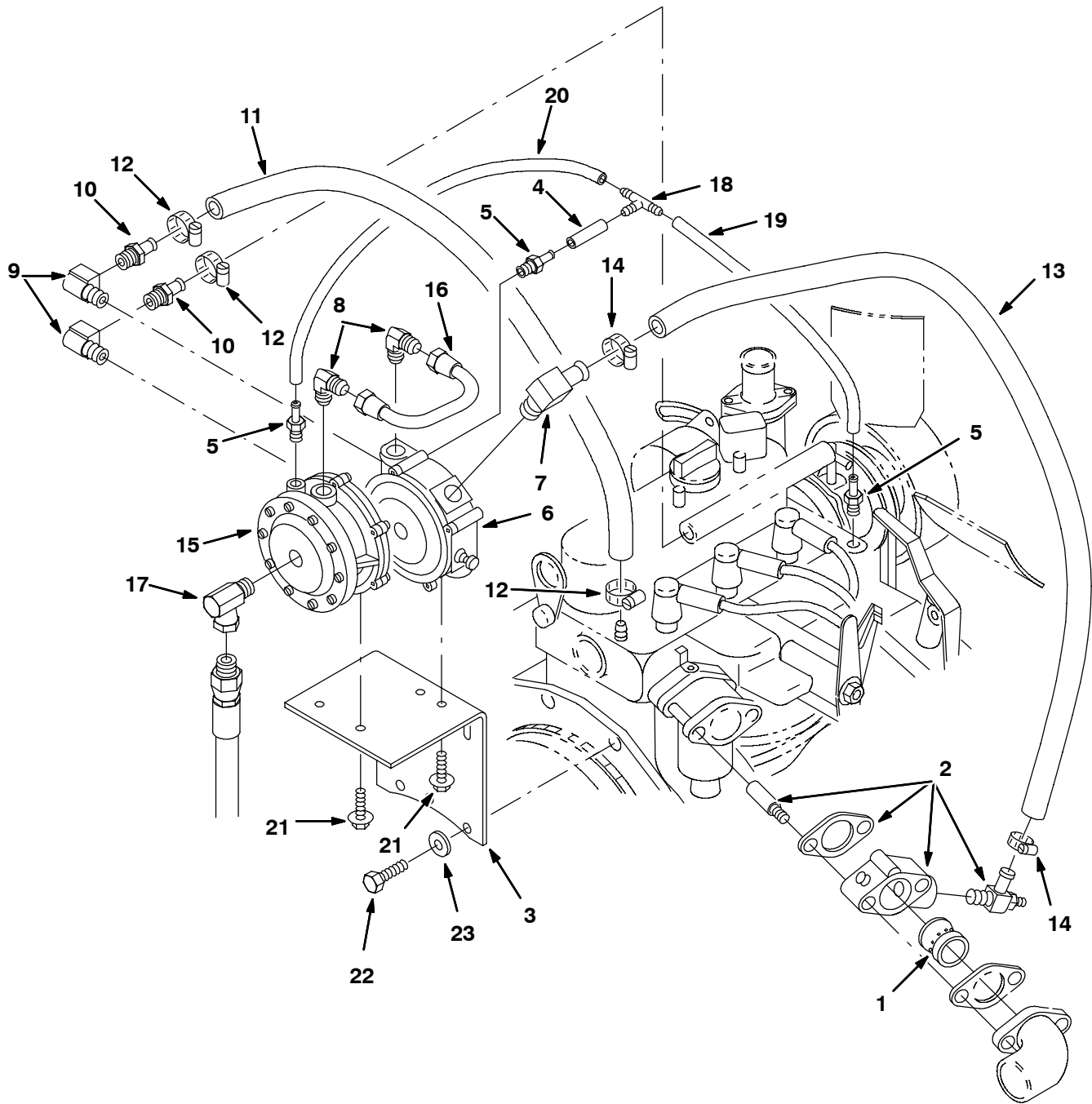


Fig. 18 - Engine Vaporizer Group, LPG (standard) (Serial Number 000000-001759)

Ref.	Part No.	Serial Number	Description	Qty.	
1	360494	(000000-001759)	Venturi, Kubota Carb	1	
2	360493	(000000-001759)	Adaptor, Kubota Carb	1	
3	361925	(000000-001759)	Bracket, Regulator	1	
4	17164	(000000-001759)	Hose, Vacuum,.16ld X 1.50 Lg	1	
5	40607	(000000-001759)	Ftg,Brass,St Bm03/Pm02	3	
▽	6	360495	(000000-001759)	Regulator, Kubota Wg750	1
▲	366078	(000000-001759)	Repair Kit, Vaporizer	1	
7	47388	(000000-001759)	Ftg-Brs E90 Bm08/Pm06	1	
8	52424	(000000-001759)	Ftg-Hyd E90 Pm04/Jm06	2	
9	27048	(000000-001759)	Fitting, EI 90Npt/Npt 04Pf-	2	
10	27769	(000000-001759)	Fitting, Brass Str Em06/Pm04	2	
11	76589-2	(000000-001759)	Hose Rbr,0.38 ld, 10	1	
12	43844	(000000-001759)	Clamp-Wormdrive, 0.25- 0.62D	3	
13	361099	(000000-001759)	Hose, Low Pressure Fuel	1	
14	86824	(000000-001759)	Clamp-Wormdrive 0.50-1.06D	2	
▽	15	73020	(000000-001759)	Filter, Fuellock	1
▲	65527	(000000-001759)	Fuellock Rep. Kit	1	
16	59808	(000000-001759)	Fuelline, .375 Od	1	
17	11442-1	(000000-001759)	Ftg-EI90 Npt/Npt S04Pf-04Pm	1	
18	59886	(000000-001759)	Fitting, Plastic, Tee, Barb.19	1	
19	09893	(000000-001759)	Hose, Vacuum,.16ld X 12.0Lg	1	
20	57578	(000000-001759)	Hose, Vacuum .16ld X 8.0Lg	1	
21	16949	(000000-001759)	Scr-Hex .25-20X0.75 Sems Pltd	4	
22	41342	(000000-001759)	Screw, Hex, M8 X 1.25 X 40, 8.8	2	
23	39349	(000000-001759)	Washer, Flat, 0.31, Sae	2	

STANDARD PARTS

Fig. 19 - Engine Vaporizer Group, LPG (standard) (Serial Number 001760-001839)

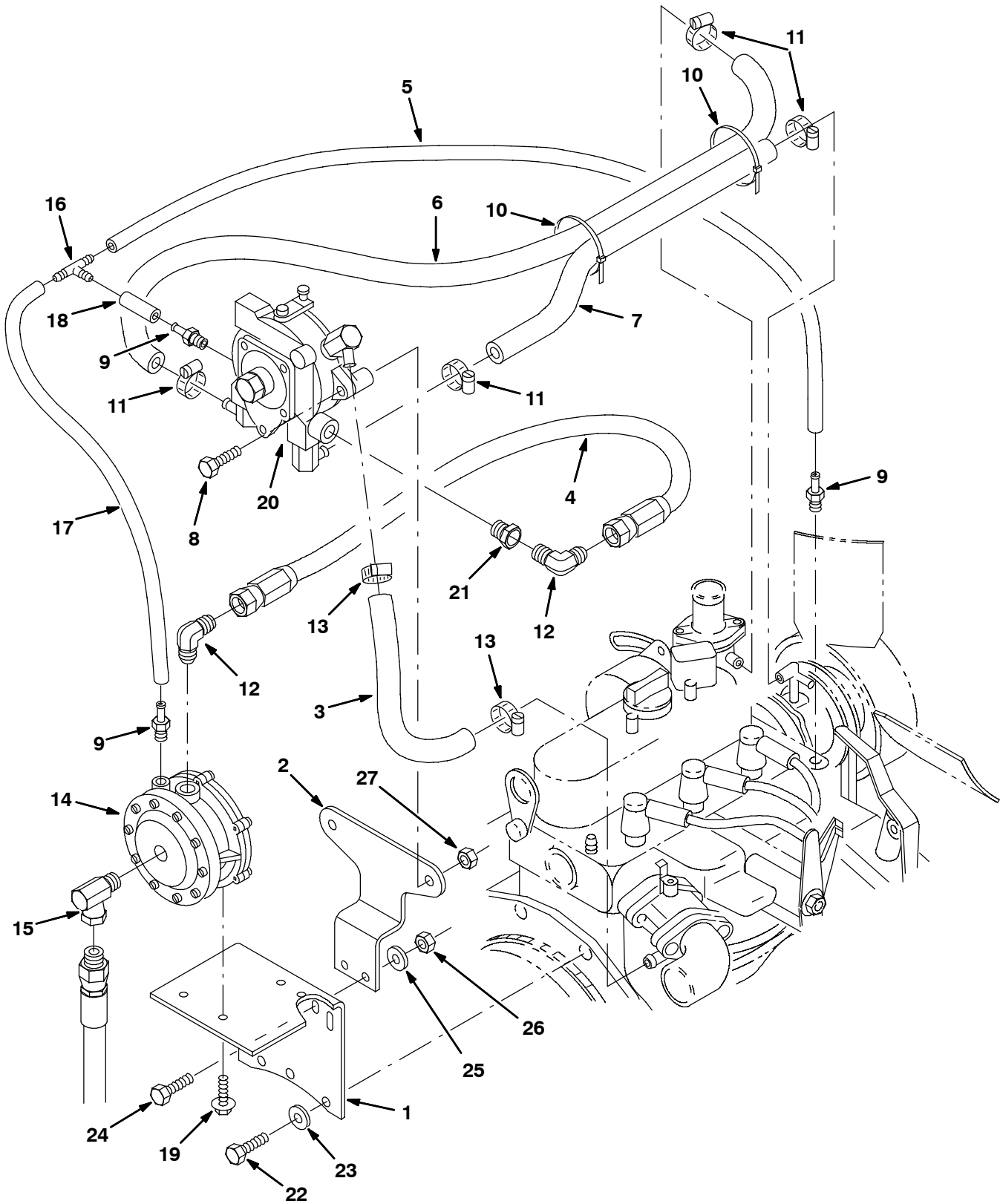


Fig. 19 - Engine Vaporizer Group, LPG (standard) (Serial Number 001760-001839)

Ref.	Part No.	Serial Number	Description	Qty.	
1	361925	(001760-001839)	Bracket, Regulator	1	
2	361551	(001760-001839)	Bracket, Regulator	1	
3	361942	(001760-001839)	Hose, Low Pressure Fuel	1	
4	56875	(001760-001839)	Hose-Lpg Med0 Spcl S06jf/06jf	1	
5	19774	(001760-001839)	Hose, Vacuum .16 Id x 15.0 Lg	1	
6	70876	(001760-001839)	Hose, Rbr .38id .62od 21.0L	1	
7	34878	(001760-001839)	Hose, Rbr .38id .62od 15.0L	1	
8	72040	(001760-001839)	Scr-hex M8x1.25 45 10.9pltd	2	
9	40607	(001760-001839)	Ftg-brs Str Bm03/pm02	3	
10	49266	(001760-001839)	Tie, Cable 1.75d Max 7.50lg	2	
11	222705	(001760-001839)	Clamp-wormdrive, .25-.88d	4	
12	52424	(001760-001839)	Ftg-hyd E90 Pm04/jm06	2	
13	86824	(001760-001839)	Clamp-wormdrive, 0.50-1.06d	2	
▽	14	73020	(001760-001839)	Filter, Fuelock	1
▲	65527	(001760-001839)	Fuelock Rep. kit	1	
15	11442-1	(001760-001839)	Ftg-El90 Npt/npt S04pf/04pm	1	
16	59886	(001760-001839)	Ftg-plst Tee 03bm/03bm/03bm	1	
17	57578	(001760-001839)	Hose, Vacuum .16 Id x 8.0 Lg	1	
18	17164	(001760-001839)	Hose, Vacuum .16 Id x 1.5 Lg	1	
19	16949	(001760-001839)	Scr-hex .25-20x0.75 Sems Pltd	2	
20	366064	(001760-001839)	Vaporizer Full Assy	1	
21	366057	(001760-001839)	Fitting, Str, Special	1	
22	41342	(001760-001839)	Screw, Hex, M8 X 1.25 X 40, 8.8	2	
23	39349	(001760-001839)	Washer, Flat, 0.31, Sae	2	
24	06943	(001760-001839)	Screw, Hex, M6 X 1.00 X 20, 8.8	2	
25	32490	(001760-001839)	Washer, Flat, 0.25, Std	2	
26	07790	(001760-001839)	Nut, Hex, Flng, M6 X 1.00	2	
27	07791	(001760-001839)	Nut, Hex, Flng, M8 X 1.25	2	

STANDARD PARTS

Fig. 20 - Engine Vaporizer Group, LPG (California) (Serial Number 00000-001839)

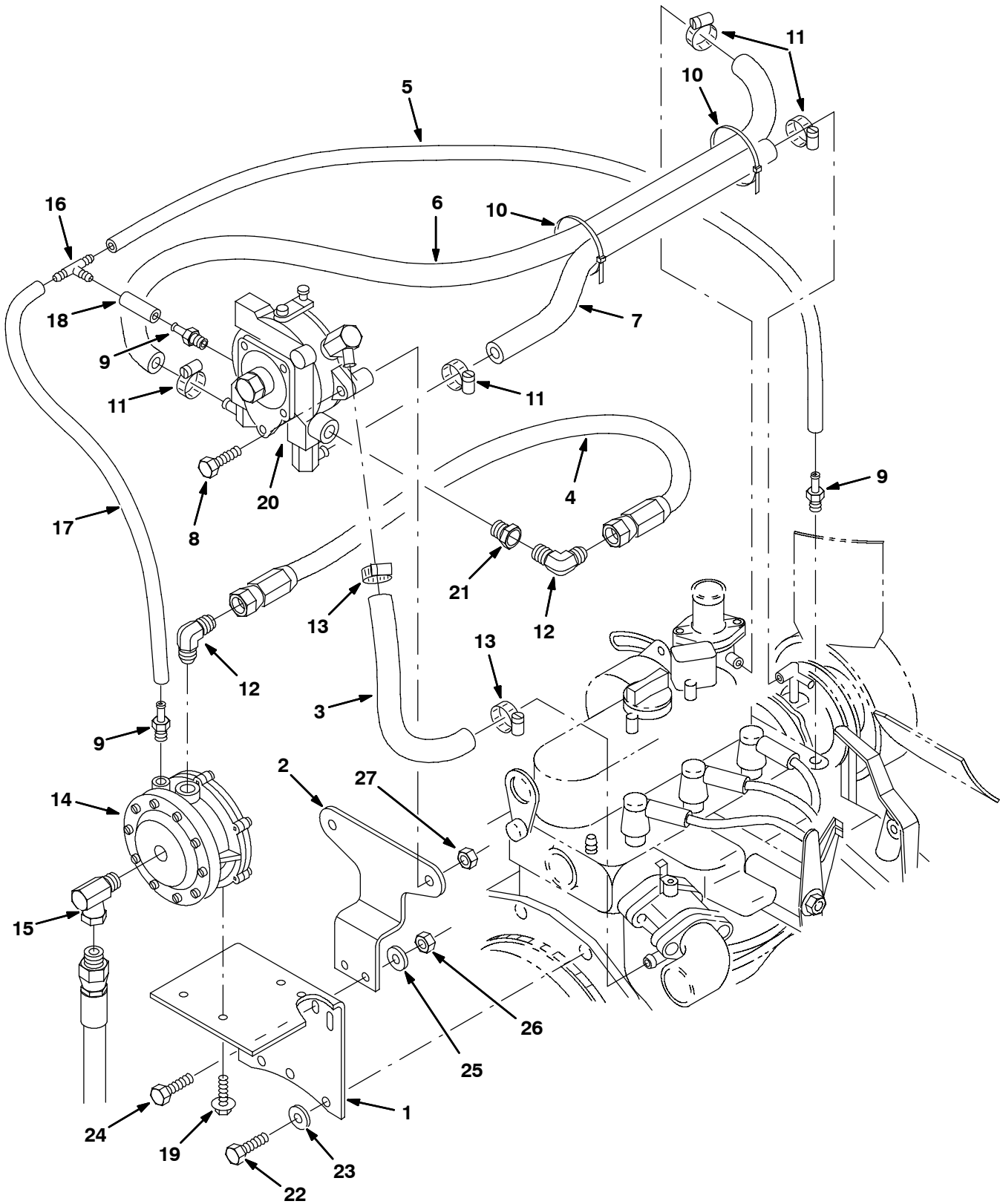


Fig. 20 - Engine Vaporizer Group, LPG (California) (Serial Number 000000-001839)

Ref.	Part No.	Serial Number	Description	Qty.	
1	361925	(000000-001839)	Bracket, Regulator	1	
2	361551	(000000-001839)	Bracket, Regulator	1	
3	361942	(000000-001839)	Hose, Low Pressure Fuel	1	
4	56875	(000000-001839)	Hose-Lpg Med0 Spcl S06jf/06jf	1	
5	19774	(000000-001839)	Hose, Vacuum .16 Id x 15.0 Lg	1	
6	70876	(000000-001839)	Hose, Rbr .38id .62od 21.0L	1	
7	34878	(000000-001839)	Hose, Rbr .38id .62od 15.0L	1	
8	72040	(000000-001839)	Scr-hex M8x1.25 45 10.9pltd	2	
9	40607	(000000-001839)	Ftg-brs Str Bm03/pm02	3	
10	49266	(000000-001839)	Tie, Cable 1.75d Max 7.50lg	2	
11	222705	(000000-001839)	Clamp-wormdrive, .25-.88d	4	
12	52424	(000000-001839)	Ftg-hyd E90 Pm04/jm06	2	
13	86824	(000000-001839)	Clamp-wormdrive, 0.50-1.06d	2	
▽	14	73020	(000000-001839)	Filter, Fuelock	1
▲	65527	(000000-001839)	Fuelock Rep. kit	1	
15	11442-1	(000000-001839)	Ftg-El90 Npt/npt S04pf/04pm	1	
16	59886	(000000-001839)	Ftg-plst Tee 03bm/03bm/03bm	1	
17	57578	(000000-001839)	Hose, Vacuum .16 Id x 8.0 Lg	1	
18	17164	(000000-001839)	Hose, Vacuum .16 Id x 1.5 Lg	1	
19	16949	(000000-001839)	Scr-hex .25-20x0.75 Sems Pltd	2	
20	366064	(000000-001839)	Vaporizer Full Assy	1	
21	366057	(000000-001839)	Fitting, Str, Special	1	
22	41342	(001760-001839)	Screw, Hex, M8 X 1.25 X 40, 8.8	2	
23	39349	(001760-001839)	Washer, Flat, 0.31, Sae	2	
24	06943	(001760-001839)	Screw, Hex, M6 X 1.00 X 20, 8.8	2	
25	32490	(001760-001839)	Washer, Flat, 0.25, Std	2	
26	07790	(001760-001839)	Nut, Hex, Flng, M6 X 1.00	2	
27	07791	(001760-001839)	Nut, Hex, Flng, M8 X 1.25	2	

STANDARD PARTS

Fig. 21 - Engine Vaporizer Group, LPG (standard) (Serial Number 001840-003415)

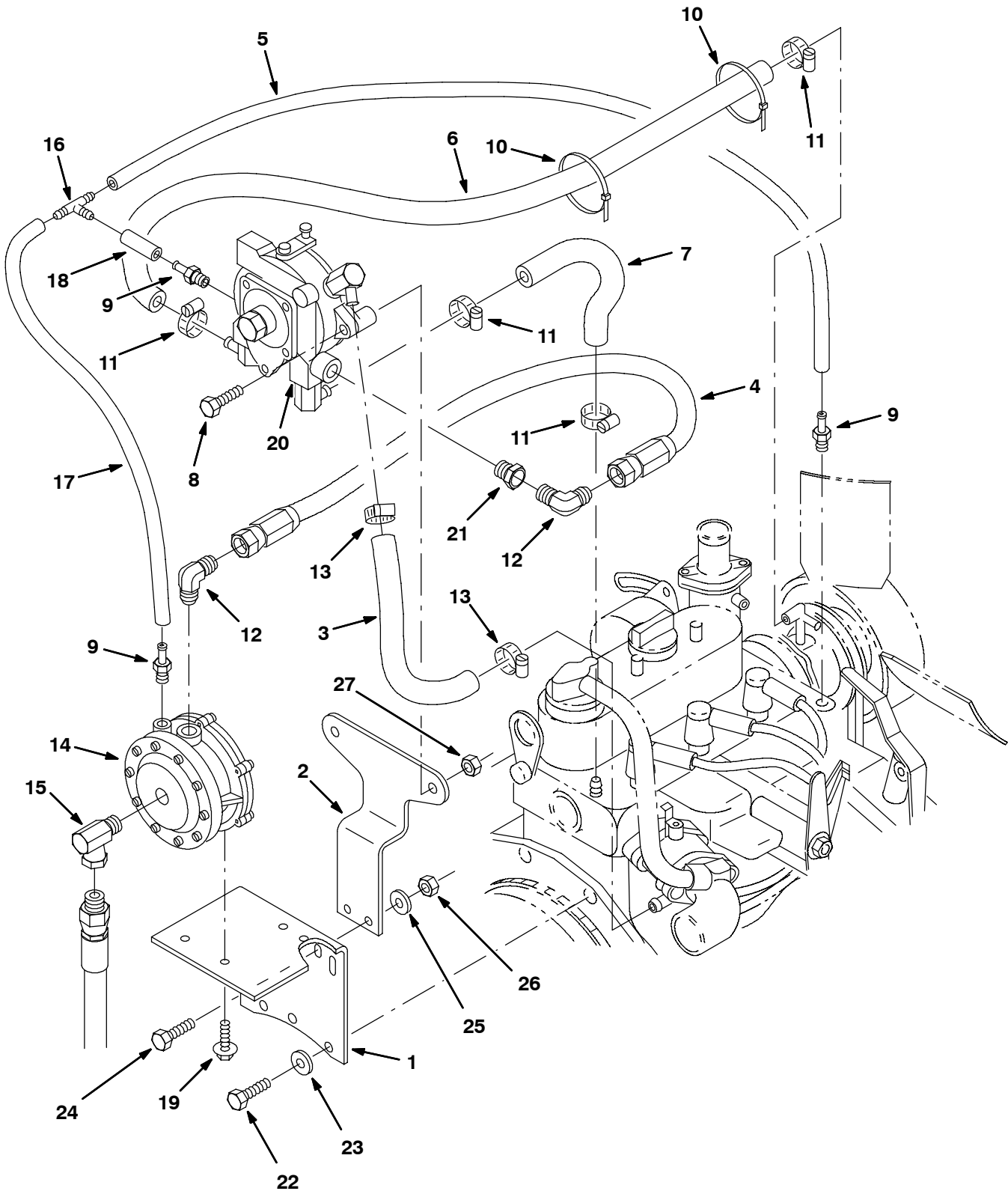


Fig. 21 - Engine Vaporizer Group, LPG (standard) (Serial Number 001840-003415)

Ref.	Part No.	Serial Number	Description	Qty.	
1	361925	(001840-003415)	Bracket, Regulator	1	
2	375039	(001840-003415)	Bracket, Regulator	1	
3	375041	(001840-003415)	Hose, Low Pressure Fuel	1	
4	56875	(001840-003415)	Hose-Lpg Med0 Spcl S06jf/06jf	1	
5	19774	(001840-003415)	Hose, Vacuum .16 Id x 15.0 Lg	1	
6	34878	(001840-003415)	Hose, Rbr .38id .62od 15.0L	1	
7	375042	(001840-003415)	Hose, Rbr .38id .62od 5.0L	1	
8	72040	(001840-003415)	Scr-hex M8x1.25 45 10.9pltd	2	
9	40607	(001840-003415)	Ftg-brs Str Bm03/pm02	3	
10	49266	(001840-003415)	Tie, Cable 1.75d Max 7.50lg	2	
11	222705	(001840-003415)	Clamp-wormdrive, .25-.88d	4	
12	52424	(001840-003415)	Ftg-hyd E90 Pm04/jm06	2	
13	86824	(001840-003415)	Clamp-wormdrive, 0.50-1.06d	2	
▽	14	73020	(001840-003415)	Filter, Fuelock	1
▲		65527	(001840-003415)	Fuelock Rep. kit	1
15	11442-1	(001840-003415)	Ftg-El90 Npt/npt S04pf/04pm	1	
16	59886	(001840-003415)	Ftg-plst Tee 03bm/03bm/03bm	1	
17	57578	(001840-003415)	Hose, Vacuum .16 Id x 8.0 Lg	1	
18	17164	(001840-003415)	Hose, Vacuum .16 Id x 1.5 Lg	1	
19	16949	(001840-003415)	Scr-hex .25-20x0.75 Sems Pltd	2	
20	366064	(001840-003415)	Vaporizer Full Assy	1	
21	366057	(001840-003415)	Fitting, Str, Special	1	
22	41342	(001840-003415)	Screw, Hex, M8 X 1.25 X 40, 8.8	2	
23	39349	(001840-003415)	Washer, Flat, 0.31, Sae	2	
24	06943	(001840-003415)	Screw, Hex, M6 X 1.00 X 20, 8.8	2	
25	32490	(001840-003415)	Washer, Flat, 0.25, Std	2	
26	07790	(001840-003415)	Nut, Hex, Flng, M6 X 1.00	2	
27	07791	(001840-003415)	Nut, Hex, Flng, M8 X 1.25	2	

STANDARD PARTS

Fig. 22 - Engine Vaporizer Group, LPG (standard) (Serial Number 003416-)

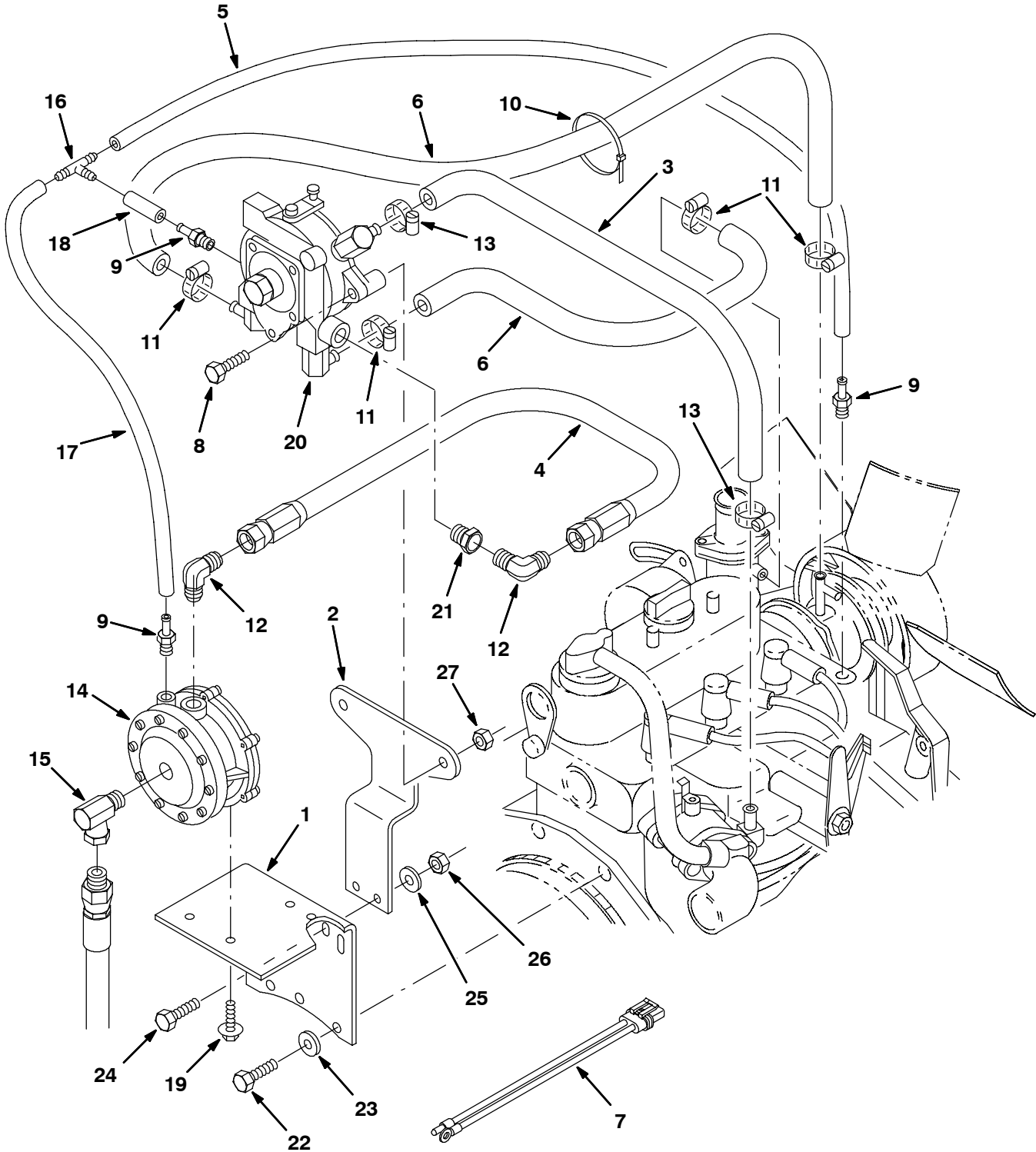


Fig. 22 - Engine Vaporizer Group, LPG (standard) (Serial Number 003416-)

Ref.	Part No.	Serial Number	Description	Qty.	
1	361925	(003416-) Bracket, Regulator	1	
2	375039	(003416-) Bracket, Regulator	1	
3	375041	(003416-) Hose, Low Pressure Fuel	1	
4	56875	(003416-) Hose-Lpg Med0 Spcl S06jf/06jf	1	
5	19774	(003416-) Hose, Vacuum .16 Id x 15.0 Lg	1	
6	34878	(003416-) Hose, Rbr .38id .62od 15.0L	2	
7	372248	(003416-) Harness, Wire, Jumper, Lpg [Kubota]	1	
8	72040	(003416-) Scr-hex M8x1.25 45 10.9pltd	2	
9	40607	(003416-) Ftg-brs Str Bm03/pm02	3	
10	49266	(003416-) Tie, Cable 1.75d Max 7.50lg	2	
11	43844	(003416-) Clamp, Hose, Wormdrive, 0.25-0.62d, .31w	4	
12	52424	(003416-) Ftg-hyd E90 Pm04/jm06	2	
13	86824	(003416-) Clamp-wormdrive, 0.50-1.06d	2	
▽	14	73020	(003416-) Filter, Fuelock	1
▲		65527	(003416-) Fuelock Rep. kit	1
15	11442-1	(003416-) Ftg-El90 Npt/npt S04pf/04pm	1	
16	59886	(003416-) Ftg-plst Tee 03bm/03bm/03bm	1	
17	57578	(003416-) Hose, Vacuum .16 Id x 8.0 Lg	1	
18	17164	(003416-) Hose, Vacuum .16 Id x 1.5 Lg	1	
19	16949	(003416-) Scr-hex .25-20x0.75 Sems Pltd	2	
20	372249	(003416-) Vaporizer, Lpg [Kubota]	1	
21	366057	(003416-) Fitting, Str, Special	1	
22	41342	(003416-) Screw, Hex, M8 X 1.25 X 40, 8.8	2	
23	39349	(003416-) Washer, Flat, 0.31, Sae	2	
24	06943	(003416-) Screw, Hex, M6 X 1.00 X 20, 8.8	2	
25	32490	(003416-) Washer, Flat, 0.25, Std	2	
26	07790	(003416-) Nut, Hex, Flng, M6 X 1.00	2	
27	07791	(003416-) Nut, Hex, Flng, M8 X 1.25	2	

Fig. 23 - Engine Muffler Group, G/LP

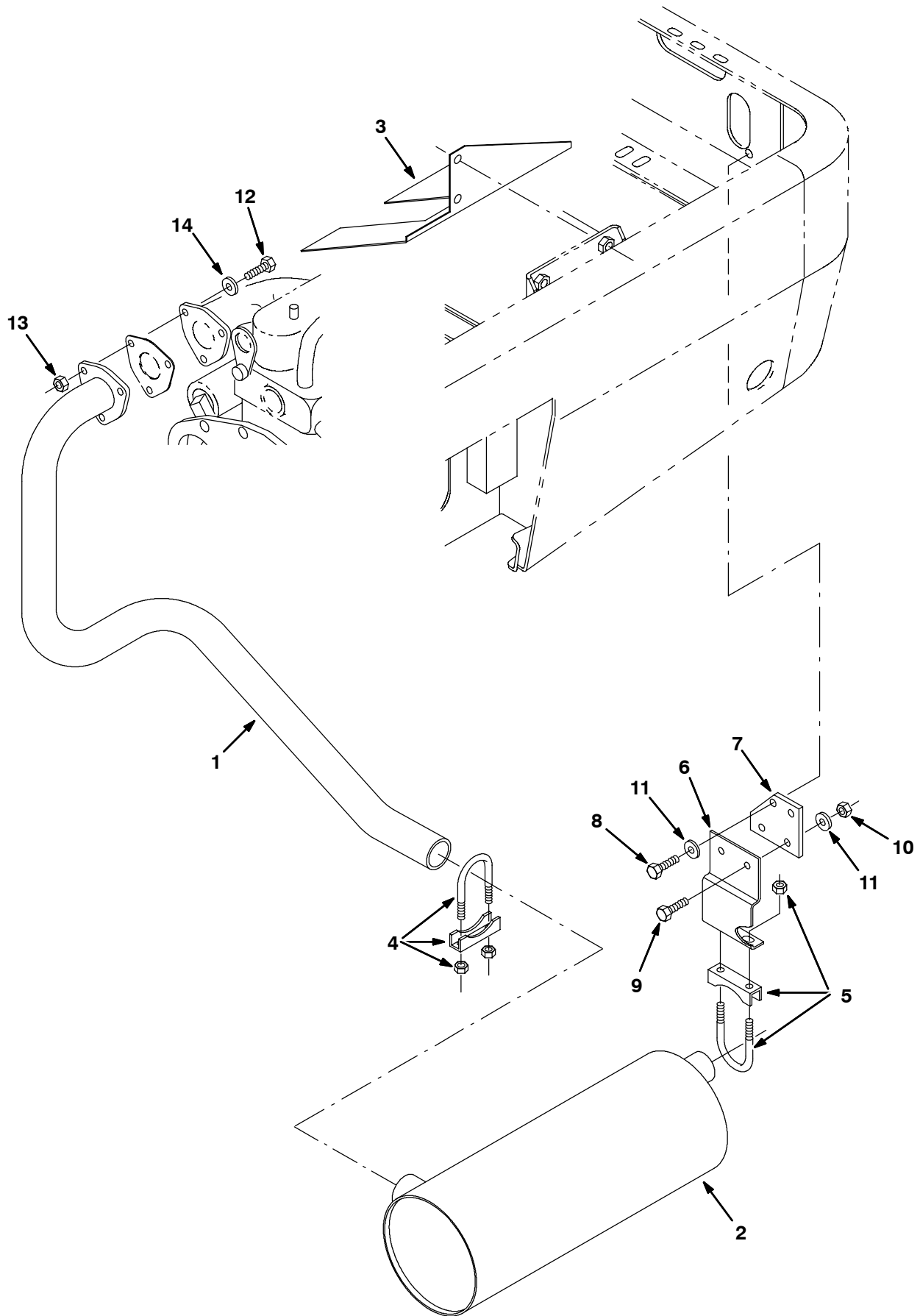


Fig. 23 - Engine Muffler Group, G/LP

Ref.	Part No.	Serial Number	Description	Qty.
1	360366	(000000-) Pipe, Exhaust, Gas	1
2	360372	(000000-) Muffler	1
3	361251	(000000-) Plate, Drip Shield, Muffler (Gas Only)	1
4	24012-1	(000000-) Clamp-Muff,For 1.75 Od Tube L	1
5	23694	(000000-) Clamp-Muffler,For 1.37 Od Tube	1
6	360629	(000000-) Angle, Mtg, Muffler	1
7	360876	(000000-) Isolator, Exhaust	1
8	12333	(000000-) Scr Hexssm 8 X 1.25 25 Nyloc	2
9	39277	(000000-) Screw, Hex, M8 X 1.25 X 25, 8.8	2
10	08709	(000000-) Nut, Hex, Lock, M8 X 1.25, NI	2
11	32491	(000000-) Washer, Flat, 0.31, Std	4
12	41342	(000000-) Screw, Hex, M8 X 1.25 X 40, 8.8	3
13	07791	(000000-) Nut, Hex, Flng, M8 X 1.25	3
14	32490	(000000-) Washer, Flat, 0.25, Std	3

Fig. 24 - Engine Battery Group, G/LP

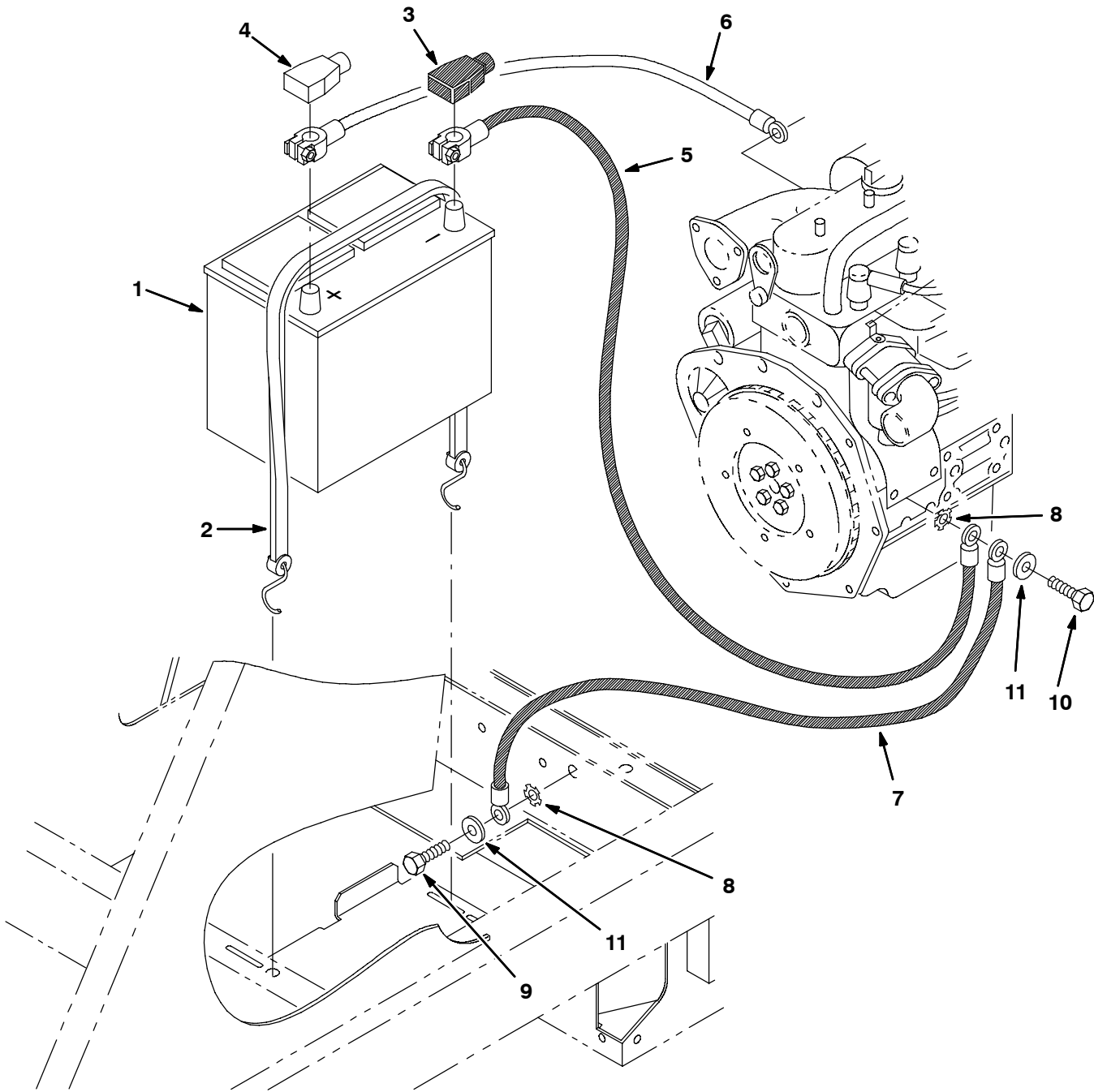


Fig. 24 - Engine Battery Group, G/LP

Ref.	Part No.	Serial Number	Description	Qty.
1	10137	(000000-) Battery, 12V, Cc Amps:475 Wet	1
2	33671	(000000-) Strap,Rubber Tie-Down	1
3	68872	(000000-) Boot,Batt.Term.1-2Ga. Black	1
4	68873	(000000-) Boot,Batt.Term. 1-2Ga. Red	1
5	360819	(000000-) Cable, Battery, Negative	1
6	31258	(000000-) Cable, Battery Pos 4Ga. 38L	1
7	29832-5	(000000-) Wire Assy,Cable-11.0, 4 Ga,Blk	1
8	41142	(000000-) Washer-Loc Int-Ext .38 Pltd	2
9	58286	(000000-) Screw, Hex, M10 X 1.25 X 20, 8.8	1
10	06961	(000000-) Screw, Hex, M10 X 1.50 X 20, 8.8	1
11	32485	(000000-) Washer, Flat, 0.38, Sae	2

Fig. 25 - Directional Pedal Group

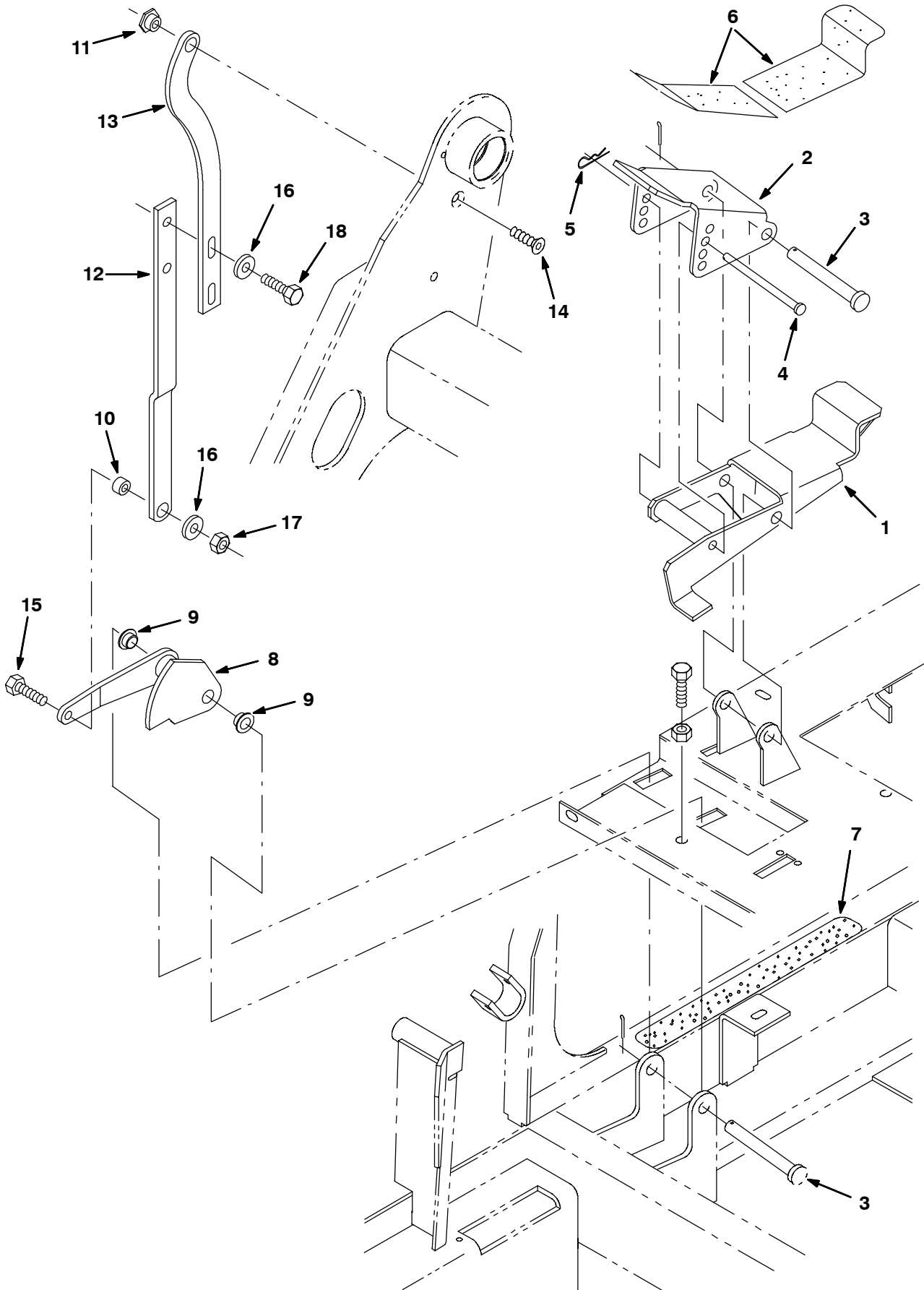


Fig. 25 - Directional Pedal Group

Ref.	Part No.	Serial Number	Description	Qty.
1	360344	(000000-) Pedal Wldt, Lower	1
2	75305	(000000-) Pedal, Upper	1
3	222196	(000000-) Pin, Roller	2
4	59672	(000000-) Pin, Clevis .31 Dia X 4.50 Lg	1
5	44906	(000000-) Pin, Hair Cotter 13D 3 Wire	1
6	75430	(000000-) Pad, Tread	1
7	86798	(000000-) Pad, Tread	1
8	360459	(000000-) Cam Wldt, Speed Limit	1
9	360917	(000000-) Bearing-Flange, .500Bore .38L	2
10	360460	(000000-) Spacer	1
11	360840	(000000-) Spacer, Pivot	1
12	360884	(000000-) Link, Speed Limit	1
13	360854	(000000-) Link, Speed Limit	1
14	360821	(000000-) Scr Flt M 8X1.25 16	1
15	76570	(000000-) Screw, Hex, M8 X 1.25 X 30, 8.8	1
16	32491	(000000-) Washer, Flat, 0.31, Std	3
17	08709	(000000-) Nut, Hex, Lock, M8 X 1.25, NI	1
18	16931	(000000-) Screw, Hex, M8 X 1.25 X 20, 8.8	2

Fig. 26 - Wheel and Brake Group, Front

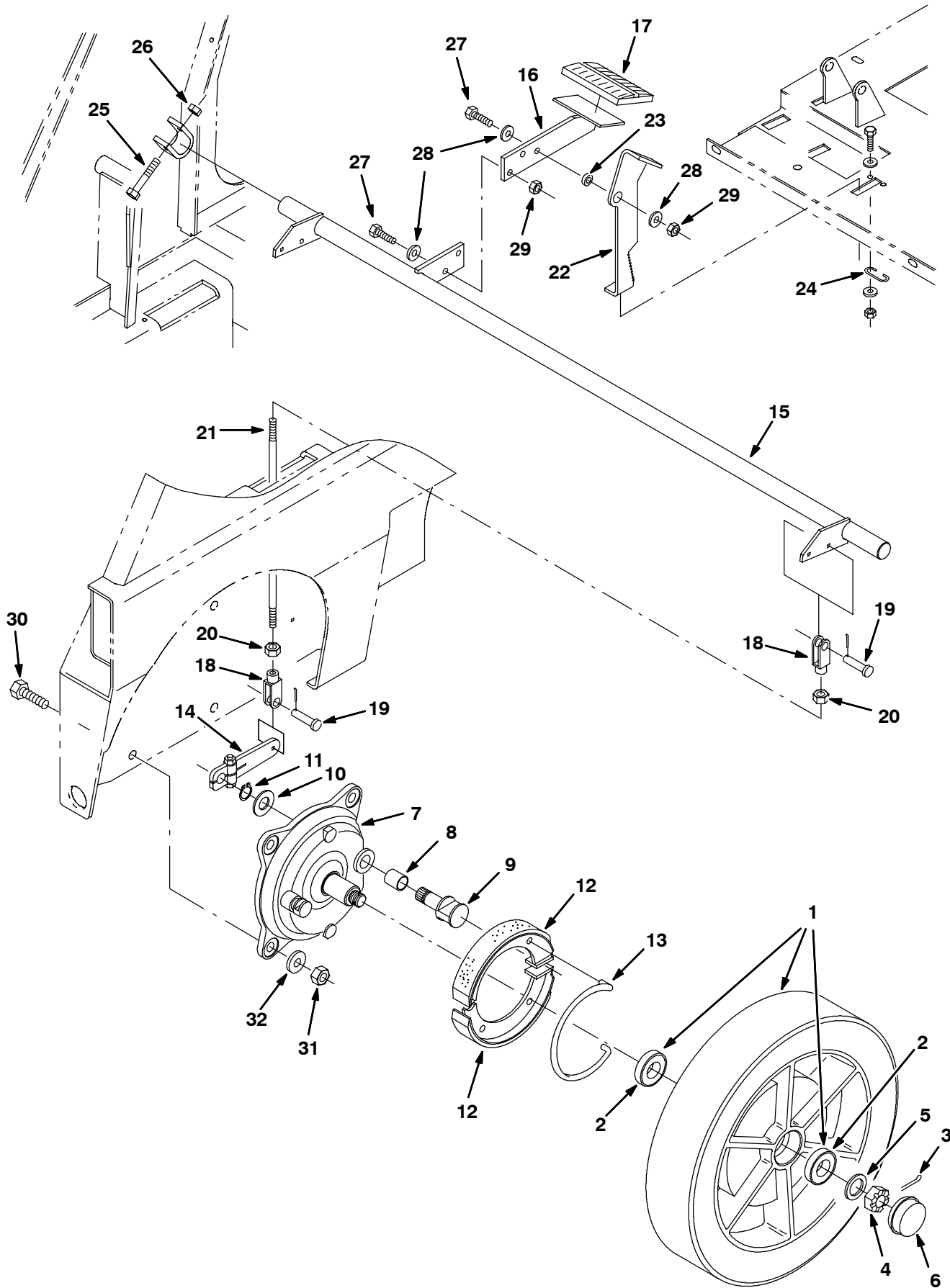


Fig. 26 - Wheel and Brake Group, Front

Ref.	Part No.	Serial Number	Description	Qty.
▽	1	360071	(000000-) Wheel Assy	2
▲	2	360074	(000000-) Bearing-Ball,1.18B 2.44D 0.63W	2
	3	08182	(000000-) Pin, Cotter, .125 X 1.00	2
	4	86659	(000000-) Nut-Hxslot .75-16 Pltd	2
	5	49145	(000000-) Washer, .765B 1.5Od .06Ss18-8	2
	6	54390	(000000-) Cap, Hub	2
▽		360023	(000000-) Brake Assy	2
▲	7	360270	(000000-) Backing Plate Kn	1
▲	8	360271	(000000-) Bushing,B20 D22 L24	1
▲	9	360272	(000000-) Cam,Nickel Plated Kn	1
▲	10	360273	(000000-) Washer-Flt 21 X37 X3 M20	1
▲	11	360274	(000000-) Ring, Retain,Ex,A20X1.2 D471	1
▲	12	360275	(000000-) Shoe, Brake	2
▲	13	360276	(000000-) Spring, Return, Brake	1
	14	360802	(000000-) Lever, Brake	2
	15	360054	(000000-) Lever Wldt, Brake	1
	16	360633	(000000-) Plate Wldt, Brake Lever	1
	17	51109	(000000-) Pad	1
	18	14595-1	(000000-) Clevis,Adjust.0.25-28Th.Cad.	4
	19	14605	(000000-) Pin,Clevis,0.25 Dia.X 0.75 Lg	4
	20	32899	(000000-) Nut-Hx Jam .25-28 Pltd	4
	21	360935	(000000-) Rod	2
	22	360345	(000000-) Lever, Brake Stop	1
	23	360352	(000000-) Spacer	1
	24	97031	(000000-) Spring, Parking Brake	1
	25	06949	(000000-) Screw, Hex, M6 X 1.00 X 50, 8.8	2
	26	08708	(000000-) Nut, Hex, Lock, M6 X 1.00, NI	2
	27	39277	(000000-) Screw, Hex, M8 X 1.25 X 25, 8.8	3
	28	32491	(000000-) Washer, Flat, 0.31, Std	4
	29	08709	(000000-) Nut, Hex, Lock, M8 X 1.25, NI	3
	30	06968	(000000-) Screw, Hex, M12 X 1.75 X 35, 8.8	8
	31	08711	(000000-) Nut, Hex, Lock, M12 X 1.75, NI	8
	32	32486	(000000-) Washer Flat,0.50,Sae	8

Fig. 27 - Wheel Group, Rear Drive

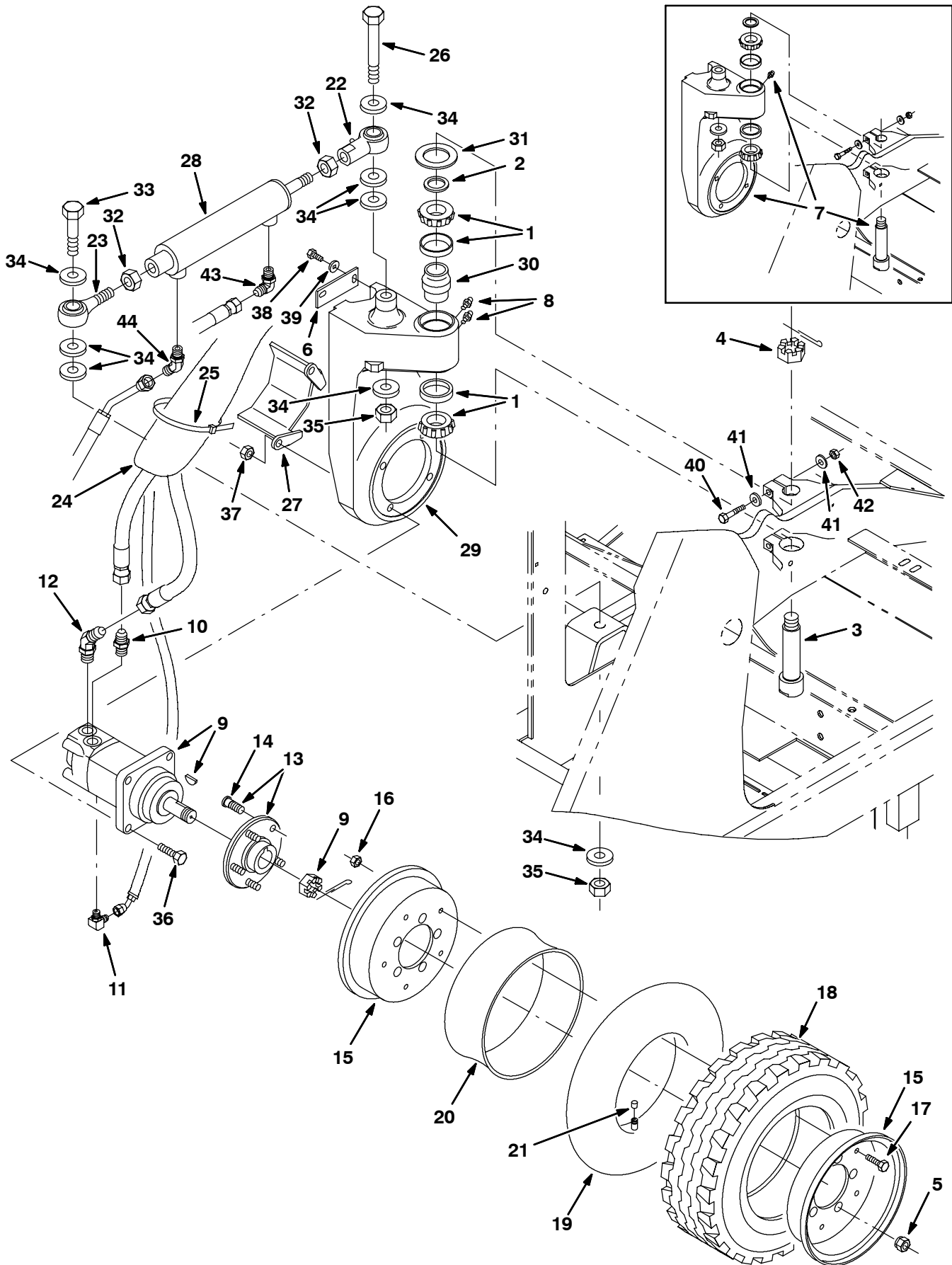


Fig. 27 - Wheel Group, Rear Drive

Ref.	Part No.	Serial Number	Description	Qty.	
1	49225	(000000-) Bearing, Cup&Cone Assy	1	
2	47719	(000000-) Washer, 1.255B 1.75D .12Hrs	1	
3	364861	(001677-) Pin, Pivot	1	
4	14242	(000000-) Nut-Hxslot 1.00-20 Pltd	1	
5	24339	(000000-) Nut Wheel .50-20 60 Angle	5	
6	58842	(000000-) Plate - Hose Support	1	
7	364949	(000000-001676) Replacement Kit, Rear Drive Housing F/360070	1	
8	47801	(000000-) Ftg, Grease.25-28Th Strt .63L	2	
9	361025	(000000-) Motor, Hyd Gear (See Breakdowns)	1	
10	46480	(000000-) Ftg-Hyd Str Jm10/Om10	1	
11	77097	(000000-) Ftg-Hyd E90 Jm04/Om04	1	
12	44936	(000000-) Ftg-Hyd E45 Jm10/Om10	1	
▽	13	82239	(000000-) Hub & Stud Assy	1
▲	14	32126	(000000-) Stud, Wheel .50-20 X 1.50	5
▽		360769	(000000-) Tire/wheel Assy, 16x6-8 10pr	1
▲	15	366104	(000000-) Rim Assy, 4.25" Bead X.188 Stl	1
▲	16	08714	(000000-) Nut, Hex, Lock, M10 X 1.5, NI, Ss	5
▲	17	39283	(000000-) Screw, Hex, M10 X 1.5 X 25, 8.8	5
▲▽		366094	(000000-) Tire, Tube & Flap Assy	1
▲▲	18	361081	(000000-) Tire	1
▲▲	19	361077	(000000-) Tube, Tire-Inner 16X6-8	1
▲▲	20	366092	(000000-) Flap, Tire 2F 500	1
▲	21	45786	(000000-) Cap, Valve Stem	1
	22	64887	(000000-) Rod-End, .75-16rh Fem 0.75b	1
	23	64886	(000000-) Rod-End .75-16 .75 Dia	1
	24	34329	(000000-) Sleeve-Nyln #28 20.0L	1
	25	49266	(000000-) Tie, Cable 1.75D Max 7.50Lg	1
	26	360152	(000000-) Screw-Hex .75-10X5.00	1
	27	72155	(000000-) Bracket, Drive Motor	1
▽	28	53601	(000000-004667) Cylinder-Hyd2.0X8.0Da1500Psi	1
▲		04483	(000000-004667) Seal Kit, Cyl, Hyd	1
	28	1028492	(004668-) Cylinder, Hyd, 2.0b,15.0l,08.00strk,1500	1
	29	364863	(001677-) Housing, Support, Drive	1
	30	364826	(001677-) Seal, Grease Cavity	1
	31	364827	(001677-) Washer, Felt	1
	32	43958	(000000-) Nut, Hex, Std, .75-16	2
	33	58056	(000000-) Screw, Hex, .75-10 X 3.00, 5	1
	34	39350	(000000-) Washer, Flat, 0.75 Sae	8
	35	32987	(000000-) Nut, Hex, Lock, .75-10, NI	2
	36	06972	(000000-) Screw, Hex, M12 X 1.75 X 60, 8.8	4
	37	08711	(000000-) Nut, Hex, Lock, M12 X 1.75, NI	4
	38	09011	(000000-) Screw, Hex, M8 X 1.25 X 30, Ss	2
	39	32491	(000000-) Washer, Flat, 0.31, Std	2
	40	06964	(000000-) Screw, Hex, M10 X 1.5 X 70, 8.8	2
	41	32485	(000000-) Washer, Flat, 0.38 Sae	4
	42	41430	(000000-) Nut, Hex, Lock, M10 X 1.5, NI	2
	43	56820	(000000-) Ftg-Hyd E90 Jm06/Om06	1
	44	47522	(000000-) Ftg-Hyd E45 Jm06/Om06	1

Fig. 28 - Brush Lift Group, Main

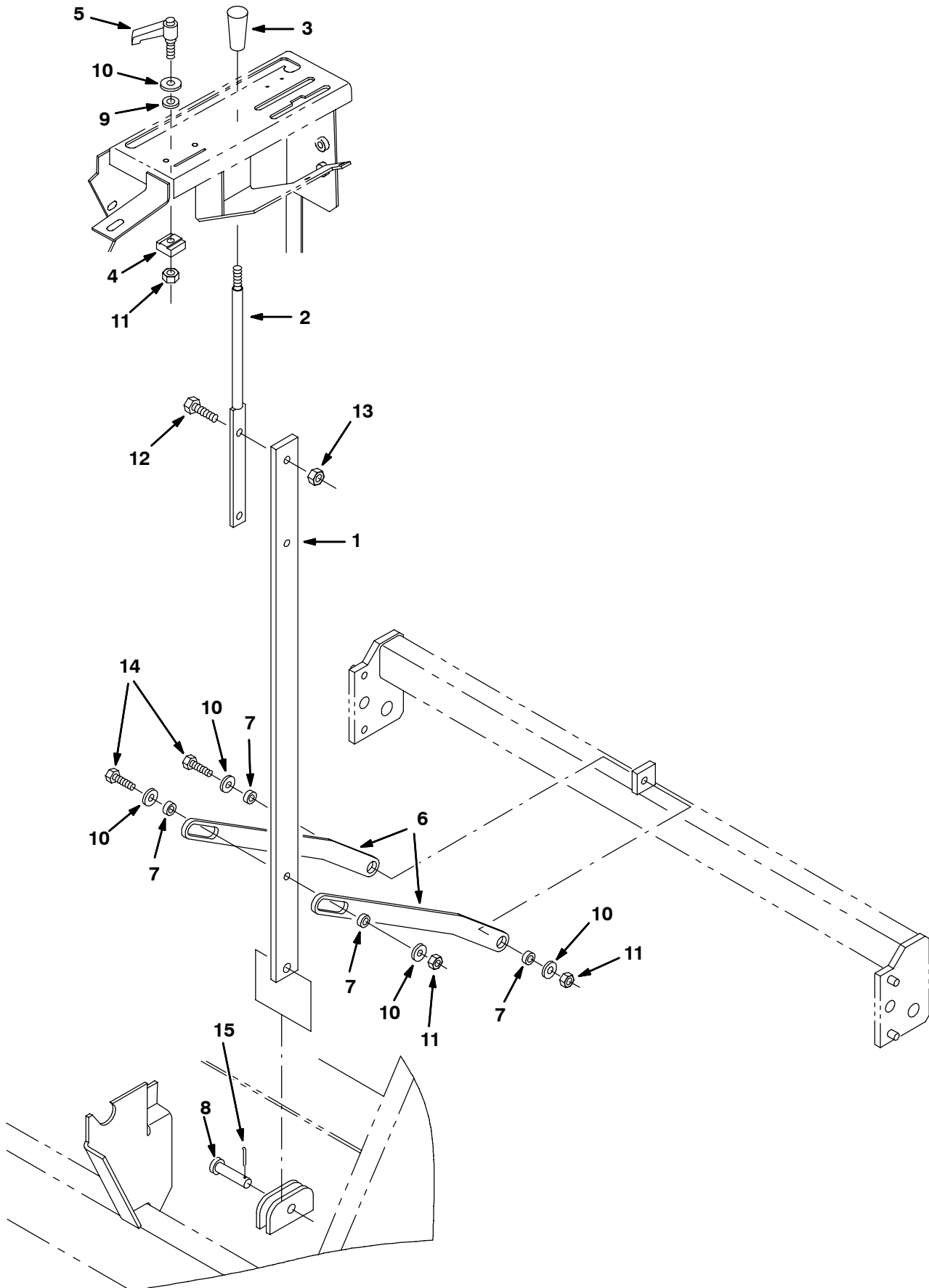


Fig. 28 - Brush Lift Group, Main

Ref.	Part No.	Serial Number	Description	Qty.
1	360144	(000000-) Lever, Brush Lift	1
2	361135	(000000-) Lever Wldt, Brush Lift	1
3	54995	(000000-) Knob, Tapered	1
4	360774	(000000-) Block, Adjusting	1
5	375020	(000000-) Lever, Adjustable, Plastic	1
6	360637	(000000-) Link, Main Brush Lift	2
7	360460	(000000-) Spacer	4
8	51529	(000000-) Pin, Clevis, 0.50 Dia. X 1.25 Lg	1
9	52296	(000000-) Washer, .405B .81D .06 Nylon	1
10	32491	(000000-) Washer, Flat, 0.31, Std	5
11	08709	(000000-) Nut, Hex, Lock, M8 X 1.25, NI	3
12	39277	(000000-) Screw, Hex, M8 X 1.25 X 25, 8.8	2
13	07791	(000000-) Nut, Hex, Flng, M8 X 1.25	2
14	06956	(000000-) Screw, Hex, M8 X 1.25 X 45, 8.8	2
15	08175	(000000-) Pin, Cotter, .125 X 1.25	1

Fig. 29 - Brush Drive Group, Main

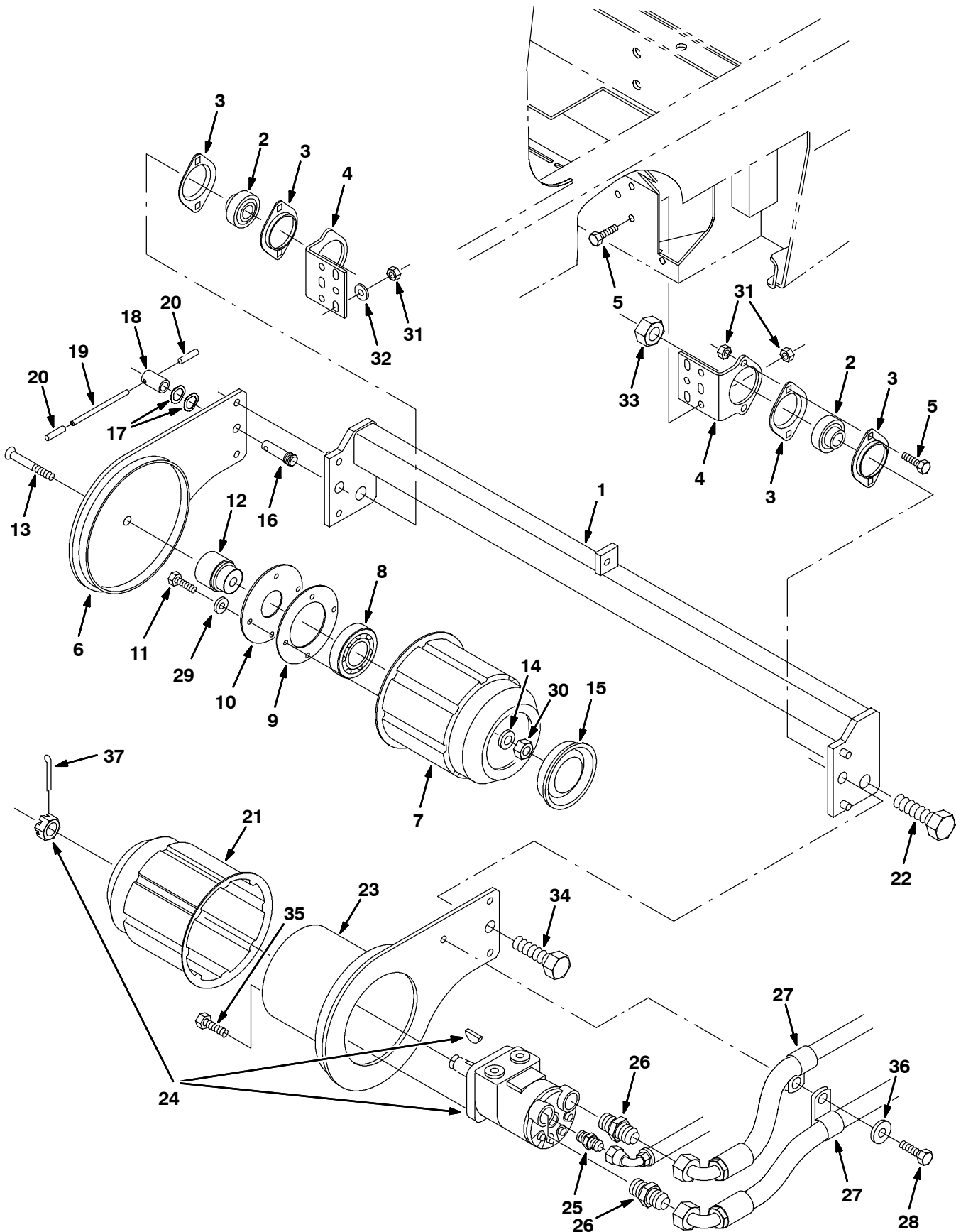


Fig. 29 - Brush Drive Group, Main

Ref.	Part No.	Serial Number	Description	Qty.
1	360120	(000000-) Tube Wldt, Torque	1
2	25887	(000000-) Bearing, .750 Bore	2
3	35973	(000000-) Flange, Bearing	4
4	360132	(000000-) Bracket, Mtg, Bearing	2
5	09740	(000000-) Scr Hexssm 8X1.25	10
6	360107	(000000-) Arm Wldt, Rh	1
7	55779	(000000-) Plug Wldt, Idler	1
8	24899	(000000-) Bearing-Ball, 1.38B 2.83D 0.67W	1
9	30252	(000000-) Strip Retainer Bearing	1
10	30253	(000000-) Plate Seal	1
11	12277	(000000-) Scr-Hexssm 6X1.0 20 Nylonloc	4
12	30251	(000000-) Shaft Idler	1
13	361555	(000000-) Scr, Flt M12X 1.75 80	1
14	51564	(000000-) Washer, .531B 1.75D .12Cr.Znc	1
15	30255	(000000-) Plug Tube	1
16	360110	(000000-) Stud, Special, M16X2.0	1
17	52508	(000000-) Washer-Wavy Spring	2
18	360109	(000000-) Sleeve	1
19	11631	(000000-) Pin, Roll, .25Odx3.50L, .250/.256	1
20	360492	(000000-) Cap	2
21	87631	(000000-) Plug Weld, Brush Drive, Sweep	1
22	39395	(000000-) Scr-Hex .75-10X2.50 Full Thd	2
23	360349	(000000-) Arm Wldt, Brush, Lh	1
24	361021	(000000-) Motor, Hyd Gear (See Breakdowns)	1
25	55586	(000000-) Ftg-Hyd Str Jm04/Om04	1
26	52402	(000000-) Ftg-Hyd Str Jm06/Om08	2
27	67767	(000000-) Clamp-Cable, .69Dia. 62Wth	2
28	12459	(000000-) Scr-Hxfmgm 6X1.0 20 Pltd	1
29	01684	(000000-) Washer, Flat, 0.25 Ss	4
30	08711	(000000-) Nut, Hex, Lock, M12 X 1.75, NI	1
31	08709	(000000-) Nut, Hex, Lock, M8 X 1.25, NI	10
32	32491	(000000-) Washer, Flat, 0.31, Std	3
33	32987	(000000-) Nut, Hex, Lock, .75-10, NI	2
34	06977	(000000-) Screw, Hex, M16 X 2.0 X 20, 8.8	1
35	01762	(000000-) Screw, Hex, .38-16 X 0.75, NI	4
36	32490	(000000-) Washer, Flat, 0.25 Std	1
37	08175	(000000-) Pin, Cotter, .125 X 1.25	1

Fig. 30 - Brush Lift Group, Side

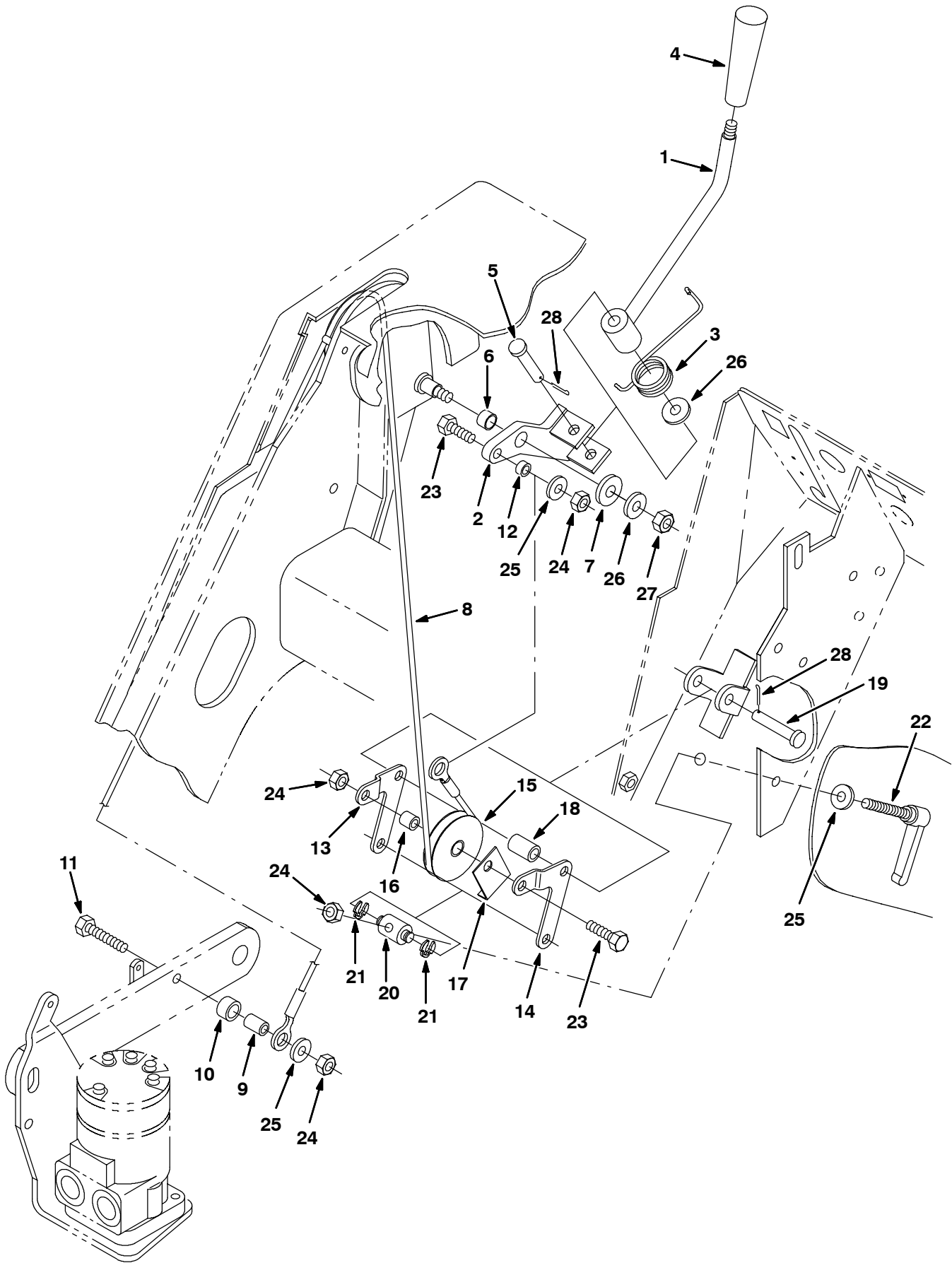


Fig. 30 - Brush Lift Group, Side

Ref.	Part No.	Serial Number	Description	Qty.
1	360449	(000000-) Handle Wldt, Side Brush	1
2	360417	(000000-) Lever Wldt, Brush Lift	1
3	360961	(000000-) Spring, Torsion	1
4	54995	(000000-) Knob, Tapered	1
5	51813	(000000-) Pin, Clevis, 0.37 Dia. X 2.12 Lg	1
6	64173	(000000-) Bearing, .50X.38	1
7	39346	(000000-) Washer-Flt .44 Std Hard Pltd	1
8	360079	(000000-) Cable	1
9	360930	(000000-) Sleeve, .318B .50D .75 Ss	1
10	360631	(000000-) Sleeve, .510B .75D .44 Stlzn	1
11	222505	(000000-) Screw Hex Ssm 8X1.25 45	1
12	360801	(000000-) Sleeve, .318B .50D .25 Ss	1
13	360410	(000000-) Arm, Brush, Adj, Rh	1
14	360411	(000000-) Arm, Brush, Adj, Lh	1
15	360454	(000000-) Pulley	1
16	222460	(000000-) Tube, 0.49D 0.23B 0.5L Ss	1
17	360413	(000000-) Angle, Cable Keeper	1
18	360451	(000000-) Sleeve, .402B .62D1.31	1
19	29584	(000000-) Pin, Clevis, 0.37 Dia. X 2.00 Lg	1
20	71126	(000000-) Block	1
21	12364	(000000-) Ring, Retain, Ex, 0.375D, Klipring	2
22	360414	(000000-) Lever, Adjustable, Plastic	1
23	76570	(000000-) Screw, Hex, M08 X 1.25 X 30, 8.8	2
24	08709	(000000-) Nut, Hex, Lock, M8 X 1.25, NI	4
25	32491	(000000-) Washer, Flat, 0.31 Std	3
26	32492	(000000-) Washer, Flat, 0.38 Std	2
27	41430	(000000-) Nut, Hex, Lock, M10 X 1.5, NI	1
28	08179	(000000-) Pin, Cotter, .094 X 1.00	2

Fig. 31 - Brush Motor and Pivot Group, Side

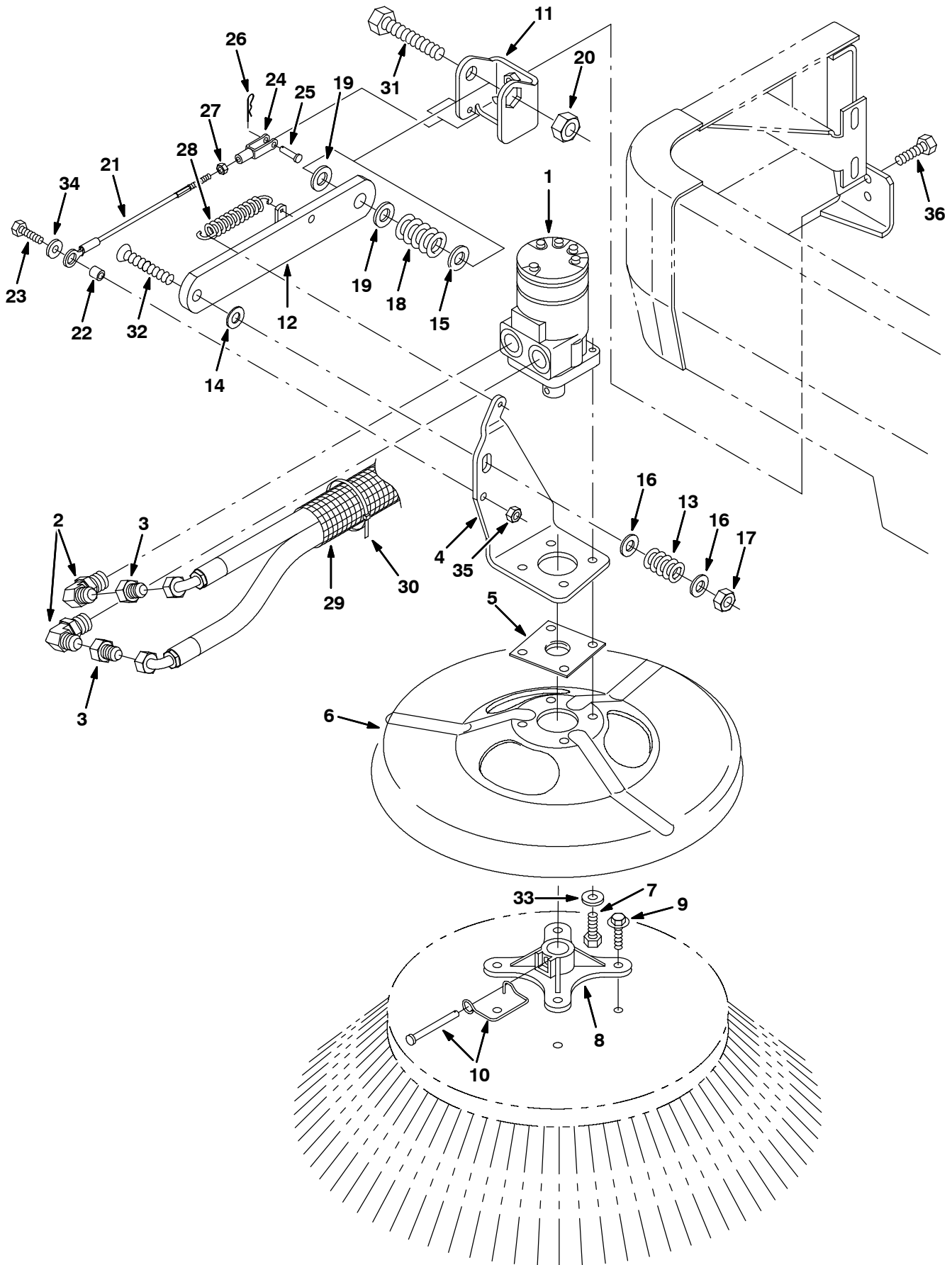


Fig. 31 - Brush Motor and Pivot Group, Side

Ref.	Part No.	Serial Number	Description	Qty.
1	361014	(000000-) Motor, Hyd Gear (See Breakdowns)	1
2	56821	(000000-) Ftg-Hyd E90 Jm08/Om10	2
3	47753	(000000-) Ftg-Hyd Str Jm06/Jf08	2
4	360028	(000000-) Bracket, Mtg, Motor	1
5	16082	(000000-) Guard, String, Brush Motor	1
6	53984	(000000-) Guard, Brush	1
7	46559	(000000-) Scr-Hex .38-16X1.25 Nylon Loc	4
8	47501	(000000-) Hub, Brush Adaptor, 1.00B	1
9	39396	(000000-) Scr-Lag .31-09X1.00 Pltd	4
10	84581	(000000-) Pin Assy, Side Brush W/Clip	1
11	360027	(000000-) Bracket, Mtg	1
12	361070	(000000-) Arm Wldt, Lift	1
13	360357	(000000-) Spring, Die .50ld 1.00Od 1.25L	1
14	59633	(000000-) Bearing, Thrust - Fiberglide	1
15	15331	(000000-) Washer Flt .62 Sae	1
16	32486	(000000-) Washer Flt .50 Sae	2
17	86029	(000000-) Nut-Hxflexloc .50-13 Thin Pltd	1
18	360081	(000000-) Spring, Die .62ld 1.25Od 1.75L	1
19	64425	(000000-) Washer, .656B 1.25D .06	2
20	33342	(000000-) Nut-Hxlocnyln M16X2.0 Reg Pltd	1
21	360078	(000000-) Cable	1
22	360801	(000000-) Sleeve, .318B .50D .25 Ss	1
23	09010	(000000-) Scr Hexssm 8X1.25 25	1
24	14595-1	(000000-) Clevis,Adjust.0.25-28Th.Cad.	1
25	14605	(000000-) Pin,Clevis,0.25 Dia.X 0.75 Lg	1
26	08085	(000000-) Pin Hair Cotter .056Dx1.1L	1
27	32899	(000000-) Nut-Hx Jam .25-28 Pltd	1
28	29499	(000000-) Spring, Tens.750Dx.10Wirex4.5	1
29	361084	(000000-) Sleeve, Nyl #27 60.0L	1
30	49266	(000000-) Tie, Cable 1.75D Max 7.5 Lg	2
31	06988	(000000-) Screw, Hex, M16 X 2.0 X 90, 8.8	1
32	27108	(000000-) Screw, Flt, .50-13 X 2.50, Al	1
33	32492	(000000-) Washer, Flat, 0.38 Std	4
34	32491	(000000-) Washer, Flat, 0.31, Std	1
35	08709	(000000-) Nut, Hex, Lock, M8 X 1.25, NI	1
36	09028	(000000-) Screw, Hex, M10 X 1.5 X 25, Ss	2

Fig. 32 - Vacuum Fan Control Group

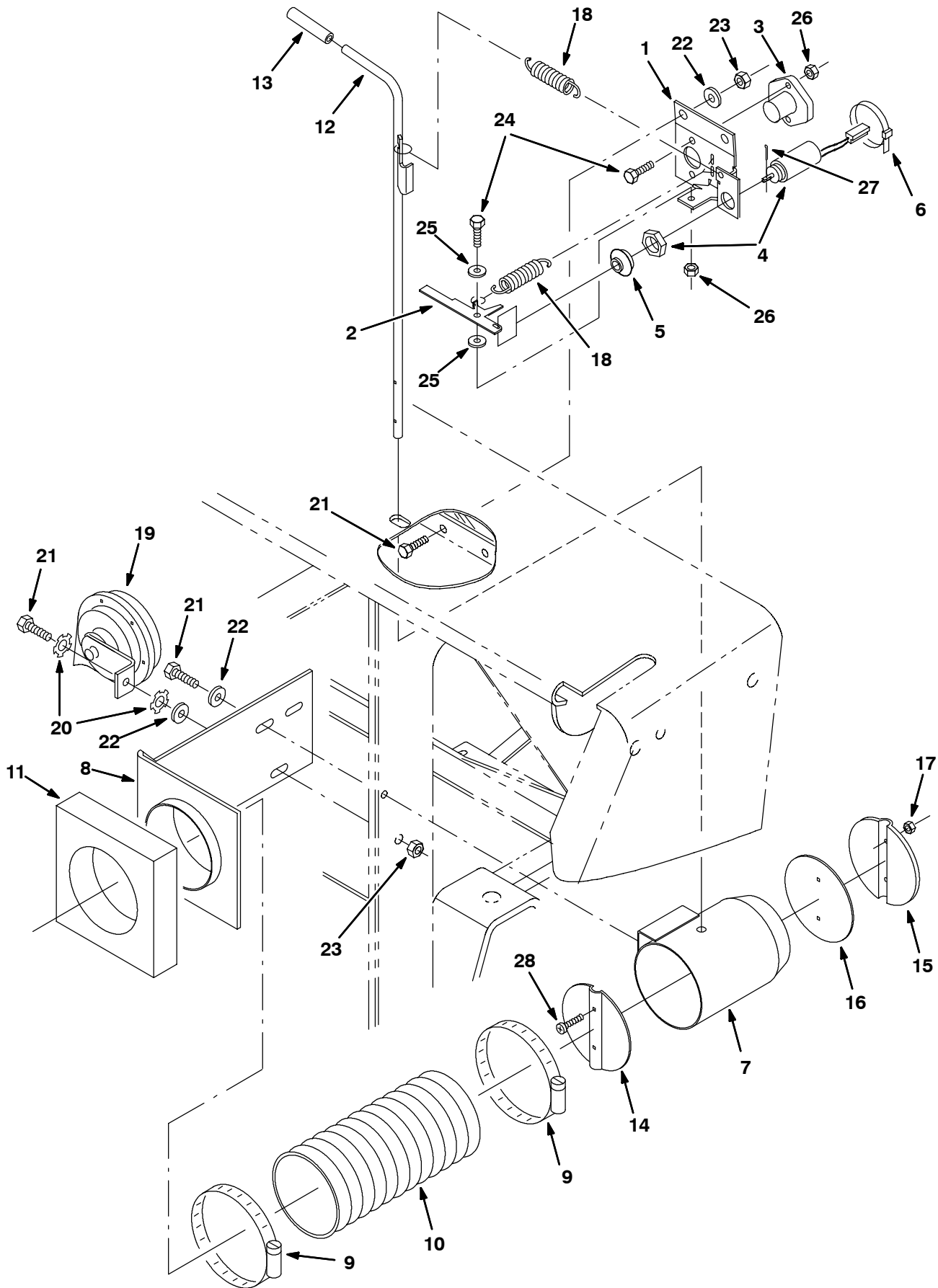


Fig. 32 - Vacuum Fan Control Group

Ref.	Part No.	Serial Number	Description	Qty.
1	360660	(000000-) Bracket, Shaker Switch	1
2	375019	(000000-) Lever, Vac Fan	1
3	44078	(000000-) Switch, Pushmom, Spst100A 12V	1
4	87585	(000000-) Solenoid Assy. Gas, Lp, De.	1
5	87707	(000000-) Bellows, Solenoid .75-16	1
6	49266	(000000-) Tie, Cable 1.75D Max 7.50Lg	1
7	360655	(000000-) Tube Wldt, Vac Fan	1
8	360678	(000000-) Bracket Wldt, Duct	1
9	23498	(000000-) Clamp-Wormdrive, 2.63- 4.50D	2
10	360977	(000000-) Hose, Flexible 4.0 Id X 8.0 Lg	1
11	360979	(000000-) Seal, Vac Inlet	1
12	360658	(000000-) Rod Wldt, Damper	1
13	360981	(000000-) Grip, Vinyl, .375Id X 2.75	1
14	46140	(000000-) Damper Plate	1
15	49300	(000000-) Damper Weld.	1
16	87983	(000000-) Seal, Damper	1
17	75939	(000000-) Nut-Hxlocnyln 06-32 Regss18-8	2
18	09087	(000000-) Sprng,Tens,0.56Odx.05Wire 0.9L	2
19	369704	(000000-) Horn, 12V	1
20	41141	(000000-) Washer, Lock, Int-Ext, 0.31	2
21	39277	(000000-) Screw, Hex, M8 X 1.25 X 25, 8.8	5
22	32491	(000000-) Washer, Flat, 0.31, Std	5
23	07791	(000000-) Nut, Hex, Flng, M8 X 1.25	3
24	06943	(000000-) Screw, Hex, M6 X 1.00 X 20, 8.8	3
25	32483	(000000-) Washer, Flat, 0.25, Sae	2
26	08708	(000000-) Nut, Hex, Lock, M6 X 1.00, NI	3
27	08346	(000000-) Pin, Cotter, .125 X 0.75	1
28	25005	(000000-) Screw, Pan, Phl, 06-32 X 1.00, G1	2

Fig. 33 - Vacuum Fan Group

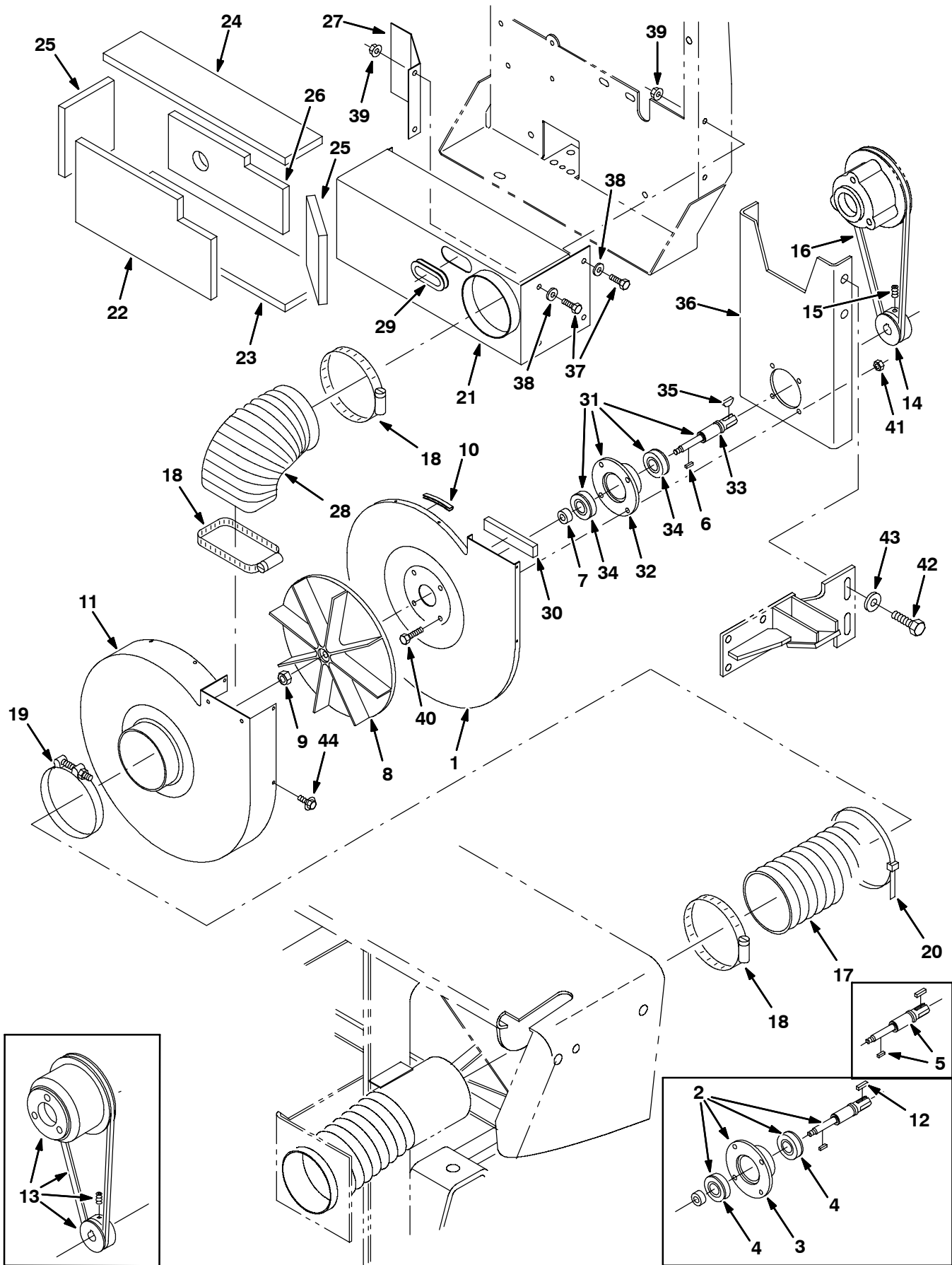


Fig. 33 - Vacuum Fan Group

Ref.	Part No.	Serial Number	Description	Qty.
	1	361272	(000000-) Plate, Vac Fan W/Label	1
▽	2	387388	(000000-002885) Kit, Repair, Shaft Assy	1
▲	3	41561	(000000-002885) Flange, Bearing	1
▲	4	32525	(000000-002885) Bearing-Ball,0.67B 1.57D 0.47W	2
	5	387389	(000000-002885) Kit, Repair, Shaft W/ Key	1
	6	00954	(000000-) Key Square 0.12 0.12 00 1.0 Lg	1
	7	10362	(000000-) Spacer	1
	8	74454	(000000-) Impeller, 9.00 Dia X 1.40w x0.376B	1
	9	87299	(000000-) Nut-Hx Flexloc .31-24 Thin Pltd	1
	10	59118-6	(000000-) Molding, Trim 16Ga & thinr 2.2	1
	11	87624	(000000-) Fan Wldt, Housing	1
	12	00911	(000000-002885) Key Square 0.18 0.18 00.75 Lg	1
	13	9001607	(000000-004341) Drive Kit, Vacfan, Ci [6400 G/Lpg]	1
	14	360181	(004342-) Sheave, 01grv, 02.6pd 0.63b [3v]	1
	15	39338	(004342-) Screw, Set, .31-18 X 0.50, Soc	1
	16	387153	(004342-) Belt, V, 35.5l [3v, 3vx]	1
	17	40870-8	(000000-) Hose&2Cuff Assy,Vinyl4.0ldx 50	1
	18	23498	(000000-) Clamp-Wormdrive, 2.63- 4.50D	3
	19	02912	(000000-) Clamp,Hose-4.0Dia.,Over Center	1
	20	32815	(000000-) Tie,Cable 8.00D Max 28.25Lg	3
▽	21	361296	(000000-) Muffler Assy, Vac Fan Wldt Kub	1
▲	22	361204	(000000-) Insulation, Soundfoam	1
▲	23	361205	(000000-) Insulation, Soundfoam	1
▲	24	361206	(000000-) Insulation, Soundfoam	1
▲	25	361207	(000000-) Insulation, Soundfoam	2
▲	26	361208	(000000-) Insulation, Soundfoam	1
	27	361203	(000000-) Angle, Baffle	1
	28	361153	(000000-) Hose, Flexflyte, Formed	1
	29	54345	(000000-) Grommet, Rbr1.62ld,For .13Matl	1
	30	361327	(000000-) Seal, Vac Fan Outlet	1
▽	31	387387	(002886-) Shaft Assy, Brg	1
▲	32	41561	(002886-) Bushing Assy, Flng, 4 Hole, 1.57B, Stl	1
▲	33	387376	(002886-) Shaft, Impeller	1
▲	34	32525	(002886-) Bearing, Ball, 0.67B 1.57D 0.47W	2
	35	00500-10	(002886-) Key, Woodruff, 0.19 0.75, [Asa#0606]	1
	36	360736	(000000-) Channel, Mtg, Fan	1
	37	06942	(000000-) Screw, Hex, M6 X 1.0 X 16, 8.8	5
	38	19066	(000000-) Washer, Flat, #10	5
	39	07790	(000000-) Nut, Hex, Flng, M6 X 1.0	5
	40	06943	(000000-) Screw, Hex, M6 X 1.0 X 20, 8.8	4
	41	08708	(000000-) Nut, Hex, Lock, M6 X 1.0, NI	4
	42	03192	(000000-) Screw, Hex, M10 X 1.5 X 30, 8.8	4
	43	32492	(000000-) Washer, Flat, 0.38 Std	4
	44	87838	(000000-) Screw, Hex, #06-20 X 0.50, Fmg, [Ab]	9

Fig. 34 - Hopper Lift Arms Group

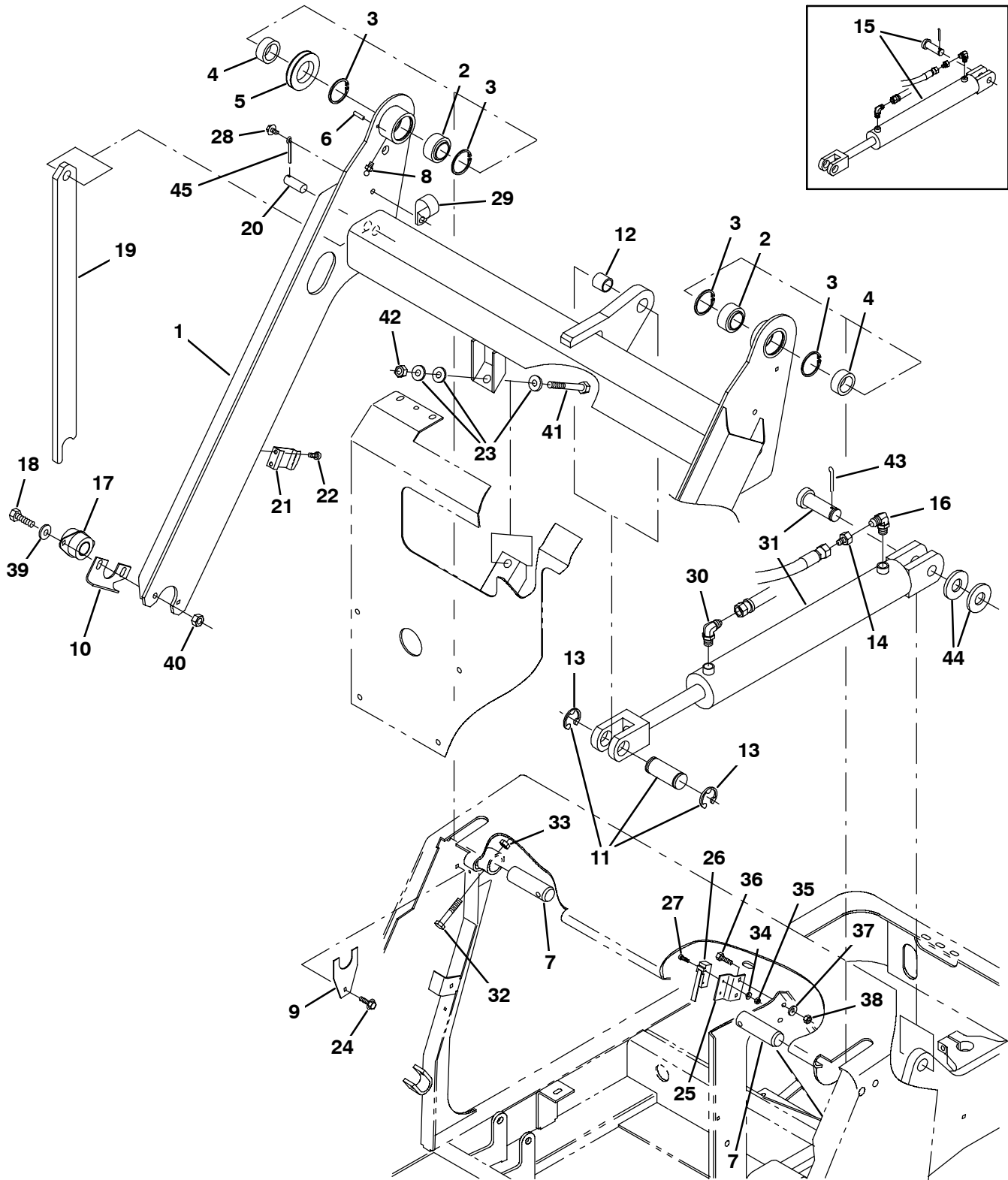


Fig. 34 - Hopper Lift Arms Group

Ref.	Part No.	Serial Number	Description	Qty.
1	361276	(000000-) Arm Assy, Lift W/Label	1
2	42120-1	(000000-) Bearing-Self Align 1.250 Bore	2
3	59542	(000000-) Ring, Retaining, Intl 2.00Dia	4
4	360455	(000000-) Sleeve, 1.253B 1.75D .69	2
5	360077	(000000-) Sheave	1
6	17404	(000000-) Pin, Roll, .25Odx0.75L, .250/.256	1
7	360064	(000000-) Pin	2
8	07259	(000000-) Ftg, Grease.25-28Th Strt .47L	2
9	360768	(000000-) Plate, Spacer, Lift Arm	8
10	360903	(000000-) Bracket, Guard	1
▽	11	361295	(000000-) Pin Assy, Clevis, Hopper Lift	1
▲	12	35529	(000000-) Bearing, Journal	1
▲	13	23788	(000000-) Ring, Retaining	2
	14	16455	(000000-) Ftg-Hyd Rst Jm04/.047	1
	15	361013	(000000-004890) Cylinder, Hyd 2.5B (See Breakdowns)	1
	16	47638	(000000-) Ftg-Hyd E90 Jm04/Om06	1
	17	87216	(000000-) Flange Bearing 1.00 Bore	2
	18	09028	(000000-) Scr Hexssm 10X1.5 25	4
	19	361274	(000000-) Arm, Safety, W/Label	1
	20	360386	(000000-) Pin	1
	21	87244	(000000-) Clip Spring Prop Arm	1
	22	48732	(000000-) Screw, Panssm 6X1.0	2
	23	36328	(000000-) Washer-Belleville .50 Pltd	3
	24	12459	(000000-) Scr-Hx Fmgm 6X1.0 20	2
	25	360766	(000000-) Bracket	1
	26	1008142	(000000-) Switch, Snap Actn, 250vdc 25a Spdt	1
	27	33933	(000000-) Scr Pan Ssm 3X0.5 25	2
	28	74455	(000000-) Scr-Hx Fmgm 6X1.0 12	1
	29	86328	(000000-) Clamp, Cable 1.5 Dia	1
	30	56820	(000000-) Ftg-Hyd E90 Jm06/Om06	1
	31	1026362	(004891-) Cylinder, Hyd, Hopper Lift	1
	32	06957	(000000-) Screw, Hex, M8 X 1.25 X 60, 8.8	2
	33	08709	(000000-) Nut, Hex, Lock, M8 X 1.25, NI	2
	34	39658	(000000-) Washer, Lock, Int, #04	2
	35	01754	(000000-) Nut, Hex, Std, M3 X 0.5, 8	2
	36	06943	(000000-) Screw, Hex, M6 X 1.0 X 20, 8.8	2
	37	32490	(000000-) Washer, Flat, 0.25 Std	2
	38	08708	(000000-) Nut, Hex, Lock, M6 X 1.0, NI	2
	39	32492	(000000-) Washer, Flat, 0.38 Std	4
	40	07792	(000000-) Nut, Hex, Flng, M10 X 1.5	4
	41	34877	(000000-) Screw, Hex, M10 X 1.5 X 100, 8.8	1
	42	41430	(000000-) Nut, Hex, Lock, M10 X 1.5, NI	1
	43	08298	(000000-) Pin, Cotter, .187 X 1.75	1
	44	32598	(000000-) Washer, Flat, 1.02b 1.75d .12, Stl	2
	45	08361	(000000-) Pin, Cotter, .250 X 1.25	1

Fig. 35 - Hopper Group

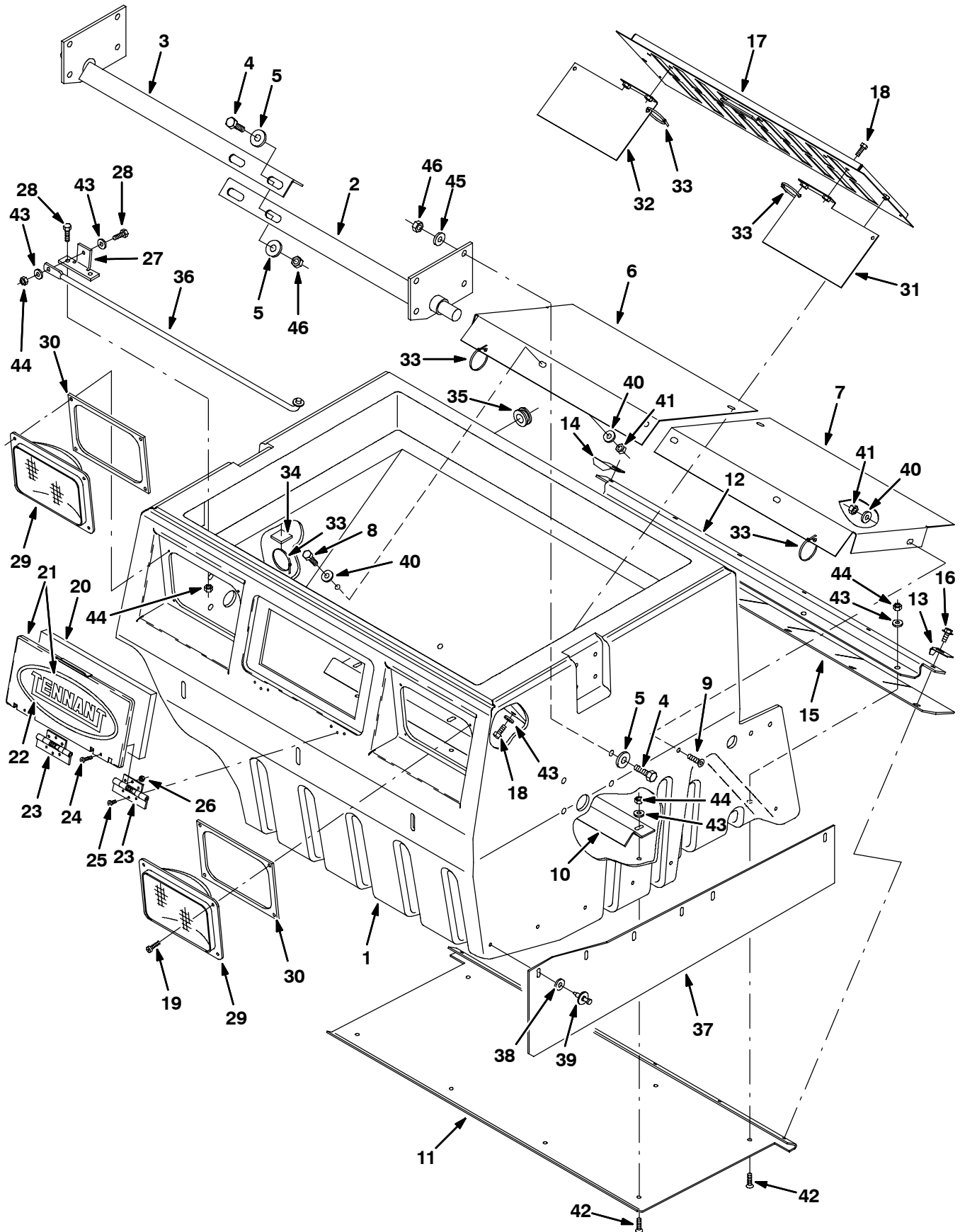


Fig. 35 -Hopper Group

Ref.	Part No.	Serial Number	Description	Qty.
1	360042	(000000-) Hopper	1
2	360192	(000000-) Plate Wldt, Pivot, Lh	1
3	360193	(000000-) Plate Wldt, Pivot, Rh	1
4	12317	(000000-) Scr Hexssm10X1.5 30	6
5	41619	(000000-) Washer Flt .50 Ss	8
6	360334	(000000-) Panel, Debris, Rh	1
7	360335	(000000-) Panel, Debris, Lh	1
8	09740	(000000-) Scr Hexssm 8X1.25	4
9	74077	(000000-) Screw, Flat,M 8X1.25 Ss 18-8	2
10	360426	(000000-) Angle, Bottom Stiffener	1
11	360191	(000000-) Plate, Wear	1
12	360194	(000000-) Strip, Retainer, Hopper Lip	1
13	360893	(000000-) Deflector, Hopper, Lh	1
14	360894	(000000-) Deflector, Hopper, Rh	1
15	360327	(000000-) Skirt, Lip	1
16	361339	(000000-) Scr-Hxfmgm 6X1.0 16 Pltd	6
17	360908	(000000-) Panel Wldt, Perma-Filter	1
18	15678	(000000-) Screw Hexssm 6X1.0	2
19	360943	(000000-) Scr-Pan 10-14X0.75 F/Plst Pl	8
20	360890	(000000-) Seal, Door, Access	1
▽	21	360328	(000000-) Door, Access W/Label	1
▲	22	09806	(000000-) Label, Tennant Logo	1
▽		375134	(000000-) Hinge Set, Access, Door, Painted	1
▲	23	375133	(000000-) Hinge, Access, Door, Painted	2
▲	24	49697	(000000-) Scr Pan Ssm 4X0.7 25	2
▲	25	12323	(000000-) Scr Panssm 4X0.7 20	6
▲	26	33932	(000000-) Nut Hxlocnyln M 4X 0.7 Reg Ss	8
	27	360430	(000000-) Bracket, Support, Cover	1
	28	08716	(000000-) Screw Hex Ssm 6 X 1.0 20	3
▽	29	360822	(000000-) Headlight Assy, 12V	2
▲		45779	(000000-) Bulb	1
	30	360604	(000000-) Seal, Headlight	1
	31	360909	(000000-) Plate, Cover, Headlight Lh	1
	32	360910	(000000-) Plate, Cover, Headlight, Rh	1
	33	49266	(000000-) Tie, Cable 1.75D Max 7.50Lg	6
	34	55248	(000000-) Cabletie Mount, Adhesive	3
	35	10632-18	(000000-) Grommet,Rbr,0.69ld,For .25Matl	1
	36	360429	(000000-) Rod Wldt, Cover	1
	37	360786	(000000-) Skirt, Side Brush	1
	38	41178	(000000-) Washer-Flt .25 Fender Pltd	6
	39	72968	(000000-) Rivet, Plastic .250X.898	6
	40	32491	(000000-) Washer, Flat, 0.31, Std	10
	41	08709	(000000-) Nut, Hex, Lock, M8 X 1.25, NI	6
	42	06415	(000000-) Screw, Flt, M6 X 1.0 X 25, 10.9	8
	43	32490	(000000-) Washer, Flat, 0.25 Std	14
	44	08708	(000000-) Nut, Hex, Lock, M6 X 1.0, NI	11
	45	32492	(000000-) Washer, Flat, 0.38 Std	4
	46	41430	(000000-) Nut, Hex, Lock, M10 X 1.5, NI	6

Fig. 36 - Hopper Cover and Bumper Group

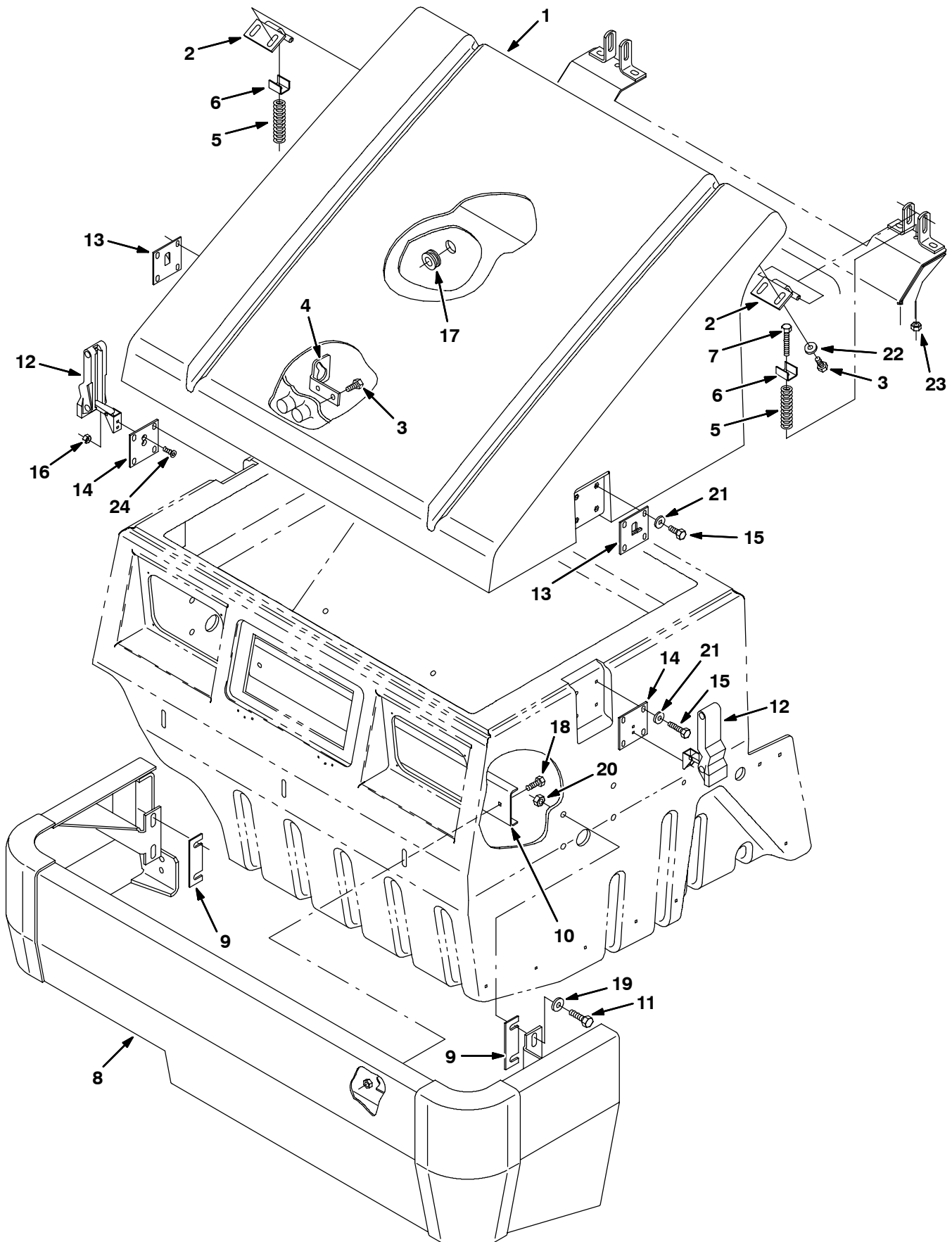


Fig. 36 - Hopper Cover and Bumper Group

Ref.	Part No.	Serial Number	Description	Qty.
1	360026	(000000-) Cover, Hopper	1
2	360332	(000000-) Bracket Wldt, Hinge	2
3	15675	(000000-) Scr Hexssm 8X1.25 16	6
4	360428	(000000-) Bracket, Support, Cover	1
5	360608	(000000-) Spring, Comp, .72 Od X 3.25 L	2
6	361054	(000000-) Bracket, Clip	2
7	222504	(000000-) Scr Hexssm 8X1.25 55	2
8	360436	(000000-) Bumper Wldt, Front	1
9	360889	(000000-) Shim, Front Bumper	5
10	360602	(000000-) Plate, Support, Bumper	1
11	361333	(000000-) Scr Hexssm10X1.5 40	4
12	360824	(000000-) Latch, Hopper	2
13	360941	(000000-) Plate, Keeper	2
14	360610	(000000-) Plate, Latch	2
15	09744	(000000-) Scr Hexssm 6X1.0 12	16
16	06549	(000000-) Nut, Hex, Lock, M5 X 0.80, NI	4
17	10632-18	(000000-) Grommet,Rbr,0.69ld,For .25Matl	1
18	39277	(000000-) Screw, Hex, M8 X 1.25 X 25, 8.8	3
19	32492	(000000-) Washer, Flat, 0.38, Std	4
20	41430	(000000-) Nut, Hex, Lock, M10 X 1.5, NI	4
21	32490	(000000-) Washer, Flat, 0.25, Std	16
22	32491	(000000-) Washer, Flat, 0.31, Std	4
23	08709	(000000-) Nut, Hex, Lock, M8 X 1.25, NI	2
24	360826	(000000-) Screw, Flt, Soc, M5 X 0.80 X 12, 10.9	4

Fig. 37 - Hopper Dump Door Group

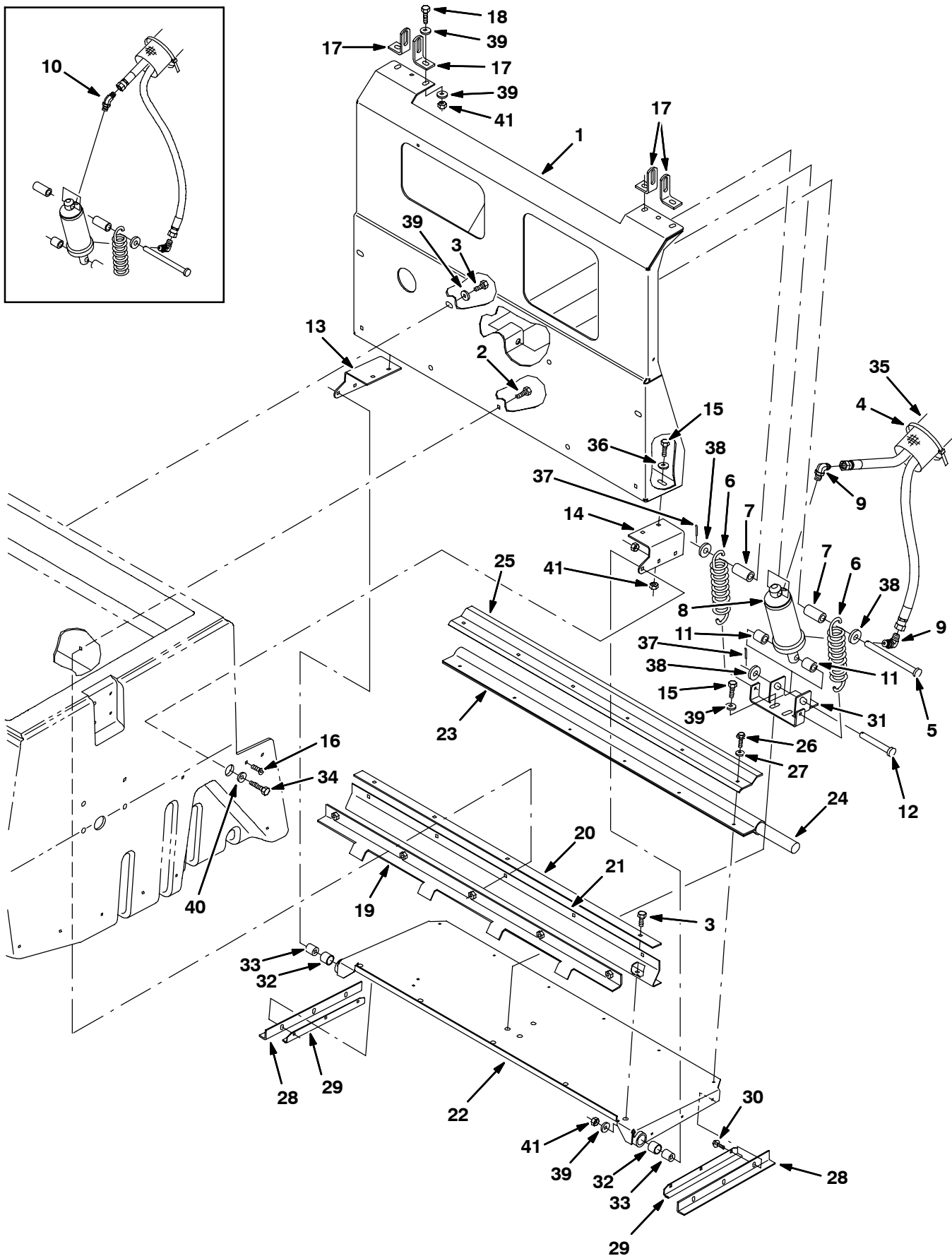


Fig. 37 - Hopper Dump Door Group

Ref.	Part No.	Serial Number	Description	Qty.
1	360185	(000000-) Plate Wldt, Back, Hopper	1
2	12273	(000000-) Scr-Hexssm 8X1.25 20 Nynloc	5
3	15675	(000000-) Scr Hexssm 8X1.25	9
4	49266	(000000-) Tie, Cable 1.75D Max 7.50Lg	2
5	51225-1	(000000-) Pin,Clevis,0.50 Dia.X 6.00 Lg	1
6	360606	(000000-) Spring, Tension	2
7	360848	(000000-) Spacer, .56 Id X 1.82L	2
8	1038176	(000000-) Cylinder, Hyd, 2.0b 08.0l 04.00strk 2500	1
9	77097	(000000-) Ftg-Hyd E90 Jm04/Om04	2
10	34359	(000000-003385) Ftg-Hyd E45 Jm04/Om04	1
11	360427	(000000-) Spacer, Mtg, Cyl	2
12	06474A	(000000-) Pin,Clevis,0.50 Dia.X 3.50 Lg	1
13	360434	(000000-) Bracket, Mtg, Back Plate, Rh	1
14	360435	(000000-) Bracket,Mtg, Back Plate, Lh	1
15	09740	(000000-) Scr Hexssm 8X1.25	7
16	79246	(000000-) Screw-Flat M 8X1.25	4
17	360333	(000000-) Hinge, Leaf	4
18	09010	(000000-003385) Scr Hexssm 8X1.25 25	4
18	09740	(003386-) Screw, Hex, M8 X 1.25 X 20, Ss	4
19	360337	(000000-) Strip Wldt, Door Seal	1
20	360338	(000000-) Strip, Retainer	1
21	360336	(000000-) Seal, Dump Door, Top	1
22	360421	(000000-) Door Wldt, Dump	1
23	360603	(000000-) Seal Wrap, Dump Door	1
24	87689	(000000-) Sponge Cord	1
25	360340	(000000-) Strip, Retainer, Dump Door	1
26	12459	(000000-003385) Scr-Hxfmgm 6X1.0 20 Pltd	6
26	361339	(003386-) Screw, Hex, M6 X 1.0 X 16, Fmg	6
27	01684	(000000-) Washer Flt .25 Ss	6
28	360844	(000000-) Seal, Dump Door, Side	2
29	360424	(000000-) Strip, Retainer, Door, Side	2
30	74455	(000000-) Scr-Hx Fmgm 6X1.0 12	6
31	360888	(000000-) Bracket, Cylinder, Mtg	1
32	64379	(000000-) Bearing, Journal	2
33	87104	(000000-) Bushing, Door Pivot	2
34	09026	(000000-) Scr Hexssm 8X1.25 40	2
35	82833	(000000-) Sleeve-Nyln #20 35.0L	1
36	01685	(000000-) Washer, Flat, 0.38b 0.88d .08, Ss	4
37	08182	(000000-) Pin, Cotter, .125 X 1.00	2
38	32486	(000000-) Washer Flat,0.50,Sae	3
39	32491	(000000-) Washer, Flat, 0.31, Std	18
40	32492	(000000-) Washer, Flat, 0.38, Std	2
41	08709	(000000-) Nut, Hex, Lock, M8 X 1.25, NI	12

Fig. 38 - Hopper Filter Box Group (000000-005315)

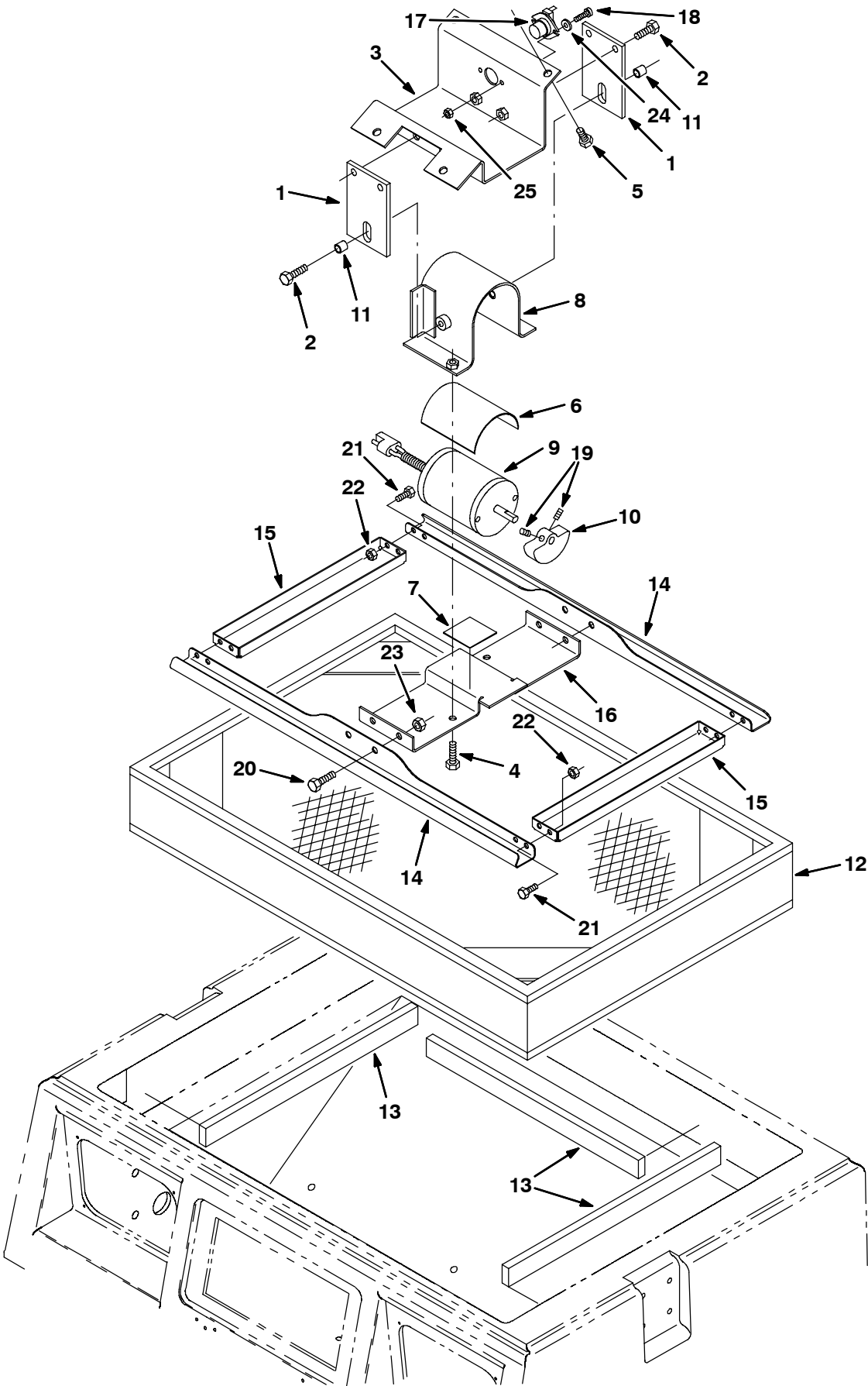


Fig. 38 - Hopper Filter Box Group (000000-005315)

Ref.	Part No.	Serial Number	Description	Qty.
1	360808	(000000-005315)	Plate, Mtg, Shaker	2
2	12333	(000000-005315)	Scr-Hexssm 8X1.25 25 Nyloloc	6
3	360809	(000000-005315)	Bracket, Support, Shaker	1
4	12273	(000000-005315)	Scr-Hexssm 8X1.25 20 Nyloloc	2
5	15675	(000000-005315)	Scr Hexssm 8X1.25	4
6	36658	(000000-005315)	Bar-Flt .06T 4.00W 5.00L,Rbr	1
7	36661	(000000-005315)	Bar-Flt .06T 1.00W 4.00L,Rbr	1
8	360820	(000000-005315)	Strap Wldt, Motor	1
9	54121	(000000-005315)	Motor,Elec Shaker 12V	1
10	1049243	(000000-005315)	Weight, Eccentric	1
11	360957	(000000-005315)	Sleeve, .375B .50D .50 Stlzn	2
12	1037207	(000000-005315)	Filter, Panl, Dust, 3.6 X 20.0 X 30.0	1
12	370153	(000000-005315)	Syn. Filter Pkg, Panel, 61Pleats	1
13	360199	(000000-005315)	Seal, Spacer, Filter	3
14	360952	(000000-005315)	Plate, Shaker, Bar	2
15	360949	(000000-005315)	Plate, Shaker, Side	2
16	360955	(000000-005315)	Plate, Motor, Shaker	1
17	87546	(000000-005315)	Thermostat, Spst Switch	1
18	49697	(000000-005315)	Screw, Pan, M4 X 0.7 X 10, Ss	2
19	20634	(000000-005315)	Scr-Set 10-24X0.25 Nylon Loc	2
20	49826	(000000-005315)	Scr-Hexssm 8X1.25 16 Nylon Loc	4
21	87308	(000000-005315)	Screw, Hex, M6 X 1.0 X 12, 8.8	8
22	08708	(000000-005315)	Nut, Hex, Lock, M6 X 1.0, NI	8
23	39311	(000000-005315)	Nut, Hex, Std, M8 X 1.25	4
24	19065	(000000-005315)	Washer, Flat, #08	2
25	02850	(000000-005315)	Nut, Hex, Lock, M4 X 0.70, NI	2

Fig. 39 - Hopper Filter Box Group (005316-)

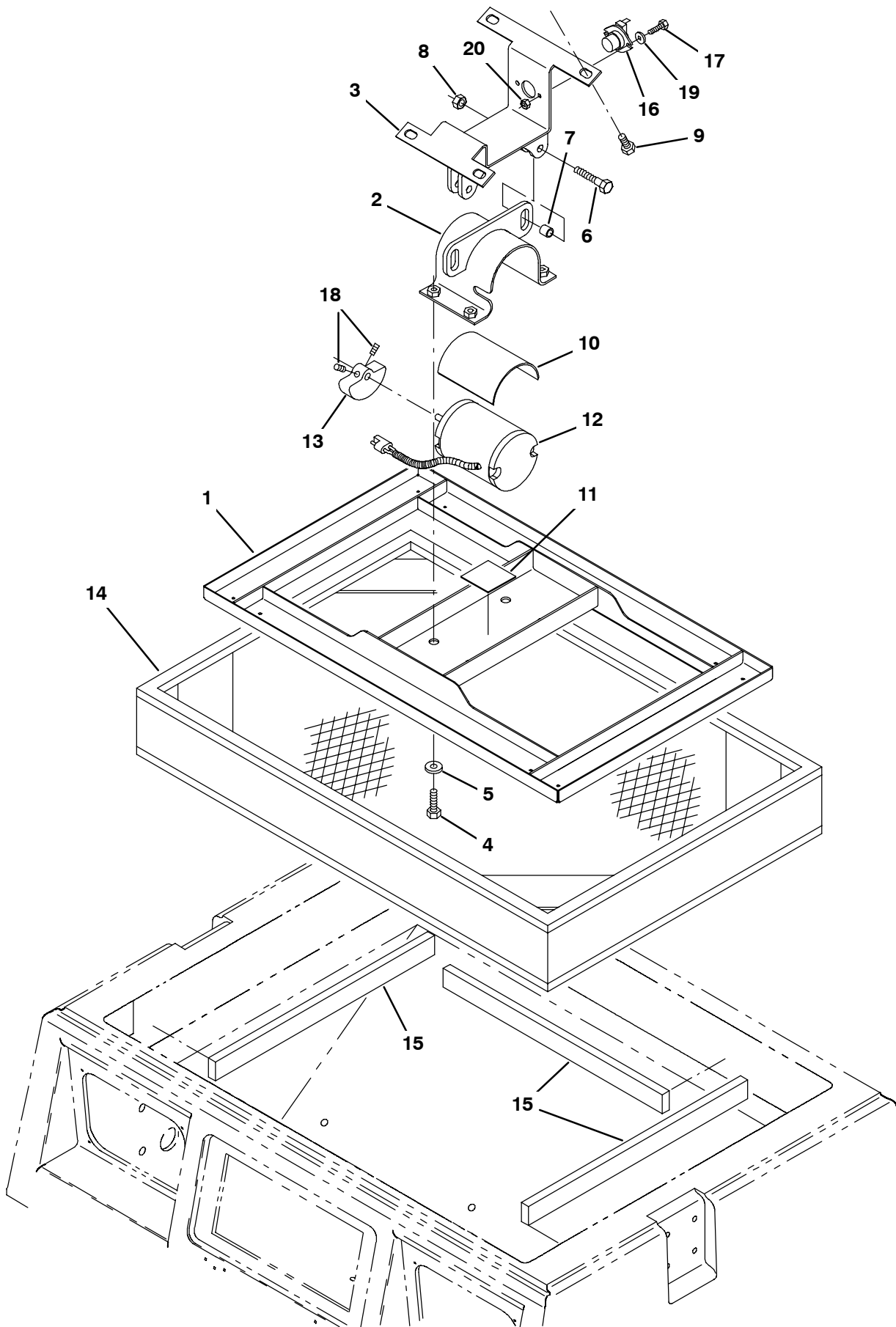


Fig. 39 - Hopper Filter Box Group (005316-)

Ref.	Part No.	Serial Number	Description	Qty.
1	1041444	(005316-) Shaker Wldt, Frame	1
2	1041551	(005316-) Strap Wldt, Shakr	1
3	1041814	(005316-) Bracket Wldt, Sppt, Shakr	1
4	12273	(005316-) Screw, Hex, M8 X 1.25 X 20, NI, Ss	4
5	32491	(005316-) Washer, Flat, 0.31, Std	4
6	09026	(005316-) Screw, Hex, M8 X 1.25 X 40, Ss	2
7	360957	(005316-) Tube, 0.38id 0.50od 00.5l, Stl [H/T]H/T]	2
8	08709	(005316-) Nut, Hex, Lock, M8 X 1.25, NI	2
9	15675	(005316-) Screw, Hex, M8 X 1.25 X 16, Ss	4
10	36658	(005316-) Strip, Rbr, 0.06 04.00w 05.0l [Neo/60]	1
11	36661	(005316-) Gasket, Neo, .06, 02.00w 02.00l, Adh	1
12	54121	(005316-) Motor, Ele, 12vdc 1375rpm 0.08hp 08.4a	1
13	1049243	(005316-) Weight, Eccentric	1
14	1037207	(005316-) Filter, Panl, Dust, 3.6 X 20.0 X 30.0	1
14	1041616	(005316-) Filter, Panl, Syn, 4.2 X 20.0 X 30.0	1
15	360199	(005316-) Seal, Rbr, Clsd, 0.50, 1.2w 16.0l Adh	3
16	87546	(005316-) Sensor, Thermal, 140deg, No, Spst	1
17	49697	(005316-) Screw, Pan, Phl, M4 X 0.70 X 10, Ss	2
18	20634	(005316-) Screw, Set, Soc, 10-24 X 0.25, NI	2
19	19065	(005316-) Washer, Flat, 08	2
20	02850	(005316-) Nut, Hex, Lock, M4 X 0.70, NI	2

Fig. 40 - Hydraulic Reservoir Group

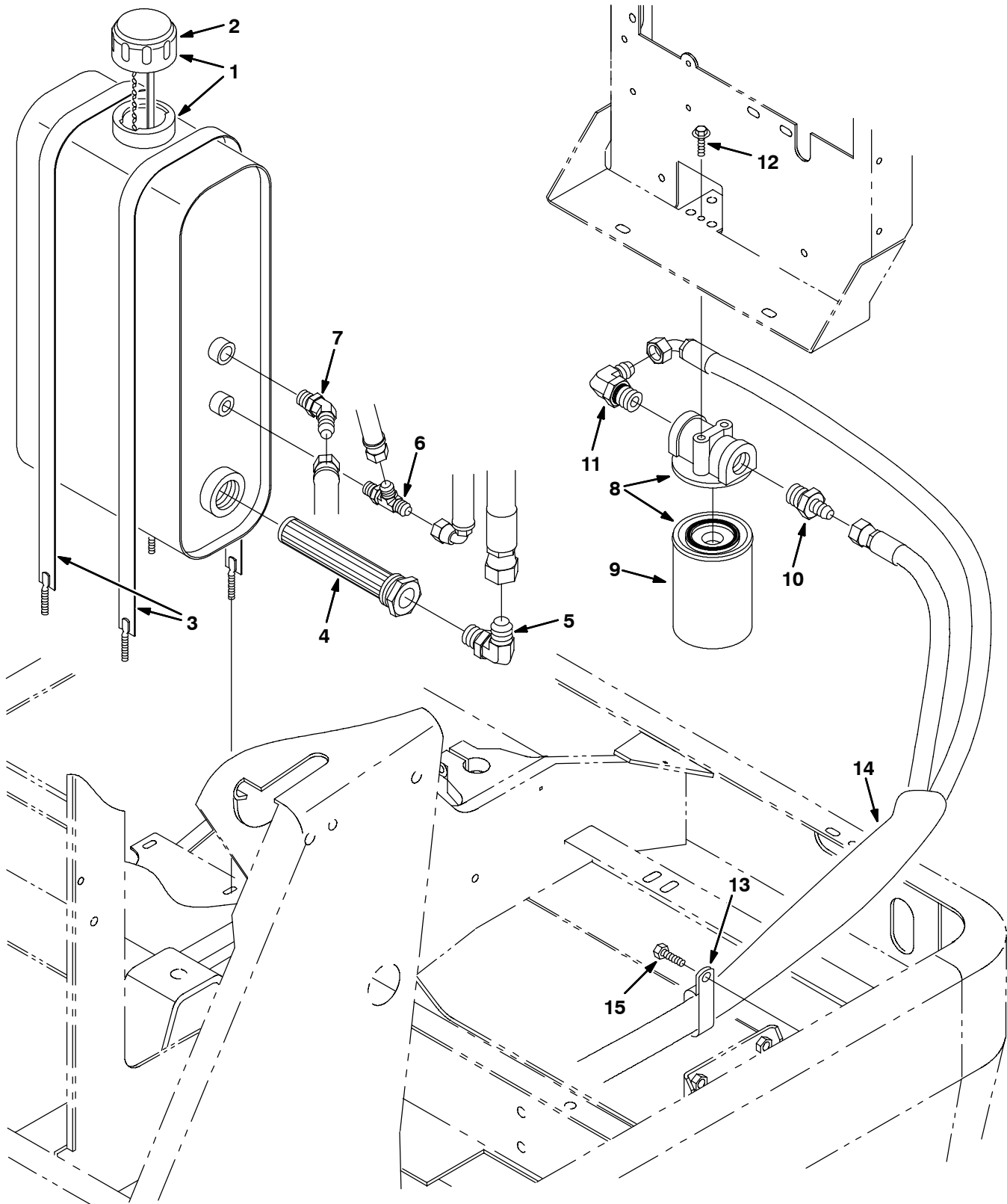


Fig. 40 - Hydraulic Reservoir Group

	Ref.	Part No.	Serial Number	Description	Qty.
▽	1	361270	(000000-) Reservoir Assy, Hyd W/Label	1
▲	2	360991	(000000-) Breather, Hyd Cap 5.2Ds Chain	1
▲		70006	(000000-) Gasket, Hyd Cap	1
	3	360098	(000000-) Strap Wldt, Fuel Tank	2
	4	361023	(000000-) Strainer, Hyd 10Gpm 100Mesh	1
	5	46481	(000000-) Ftg-Hyd E90 Jm12/Om12	1
	6	76316	(000000-) Ftg-Hyd Tee Jm06Jmom	1
	7	47513	(000000-) Ftg-Hyd E45 Jm08/Om10	1
▽	8	55619	(000000-) Filter Assy, Spin-On 10Micron	1
▲	9	55740	(000000-) Filter, Hydraulic Oil, Spin On	1
	10	42227	(000000-) Ftg-Hyd Str Jm08/Om12	1
	11	47655	(000000-) Ftg-Hyd E90 Jm08/Om12	1
	12	16949	(000000-) Scr-Hex .25-20X0.75 Sems Pltd	2
	13	67366	(000000-) Clamp, Tube-Double	1
	14	31646	(000000-) Sleeve-Nyln #24 25.0L	1
	15	12459	(000000-) Scr-Hxfmgm 6X1.0 20 Pltd	1

Fig. 41 - Hydraulic Pumps Group

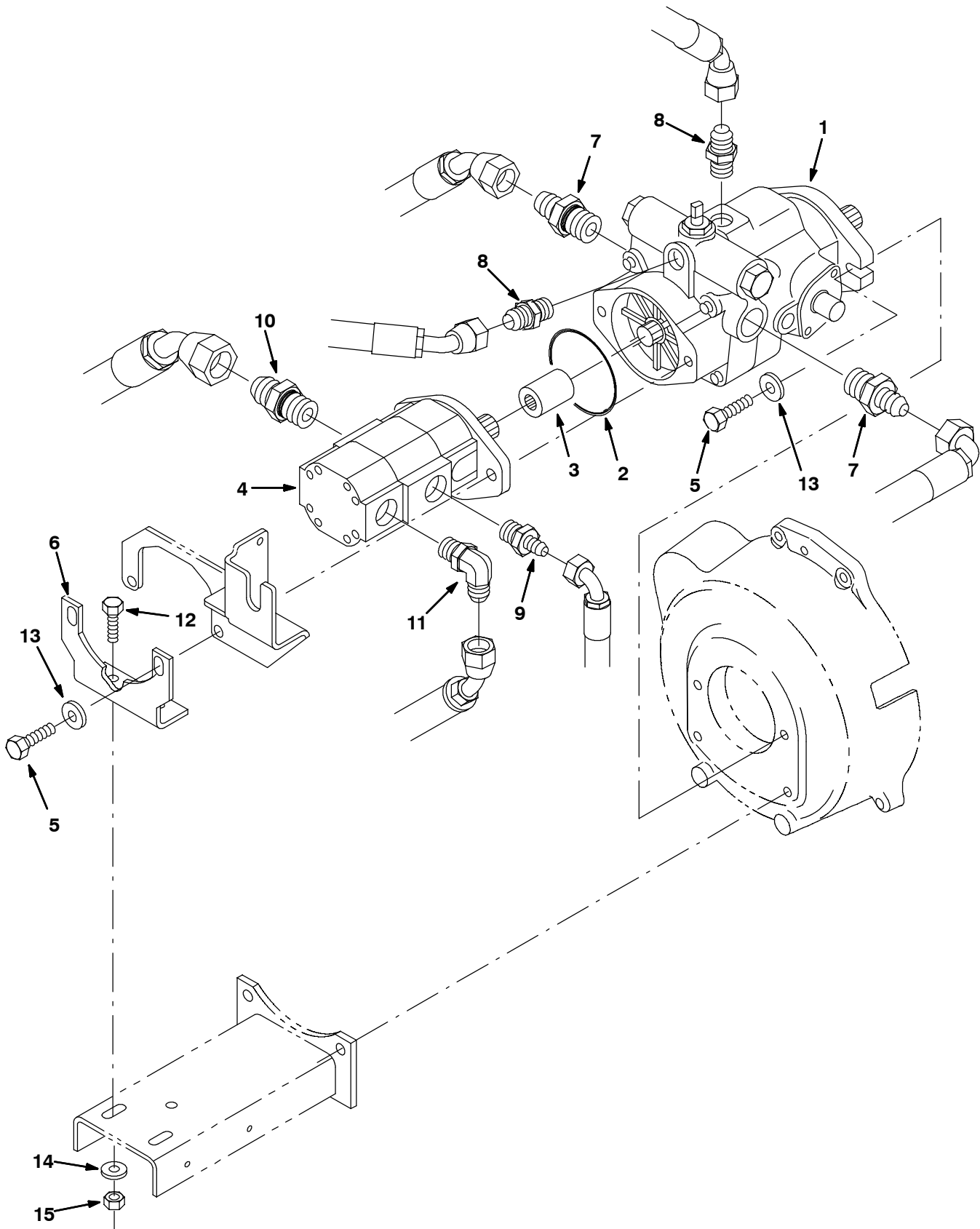


Fig. 41 - Hydraulic Pumps Group

Ref.	Part No.	Serial Number	Description	Qty.
1	361010	(000000-) Pump, Hyd Piston (See Breakdowns)	1
2	65145-1	(000000-) O-Ring Gland	1
3	71721	(000000-) Coupler, Hyd Pump	1
4	361018	(000000-) Pump, Hyd Gear (See Breakdowns)	1
5	46559	(000000-) Scr-Hex .38-16X1.25 Nylon Loc	4
6	360729	(000000-) Bracket, Pump	1
7	42223	(000000-) Ftg-Hyd Str Jm10/Om12	2
8	44869	(000000-) Ftg-Hyd Str Jm08/Om08	2
9	52402	(000000-) Ftg-Hyd Str Jm06/Om08	1
10	06750	(000000-) Ftg-Hyd Str Jm12/Om10	1
11	47512	(000000-) Ftg-Hyd E90 Jm06/Om08	1
12	39277	(000000-) Screw, Hex, M8 X 1.25 X 25, 8.8	2
13	32485	(000000-) Washer, Flat, 0.38, Sae	4
14	32491	(000000-) Washer, Flat, 0.31, Std	2
15	08709	(000000-) Nut, Hex, Lock, M8 X 1.25, NI	2

Fig. 42 - Hydraulic Pump Linkage Group

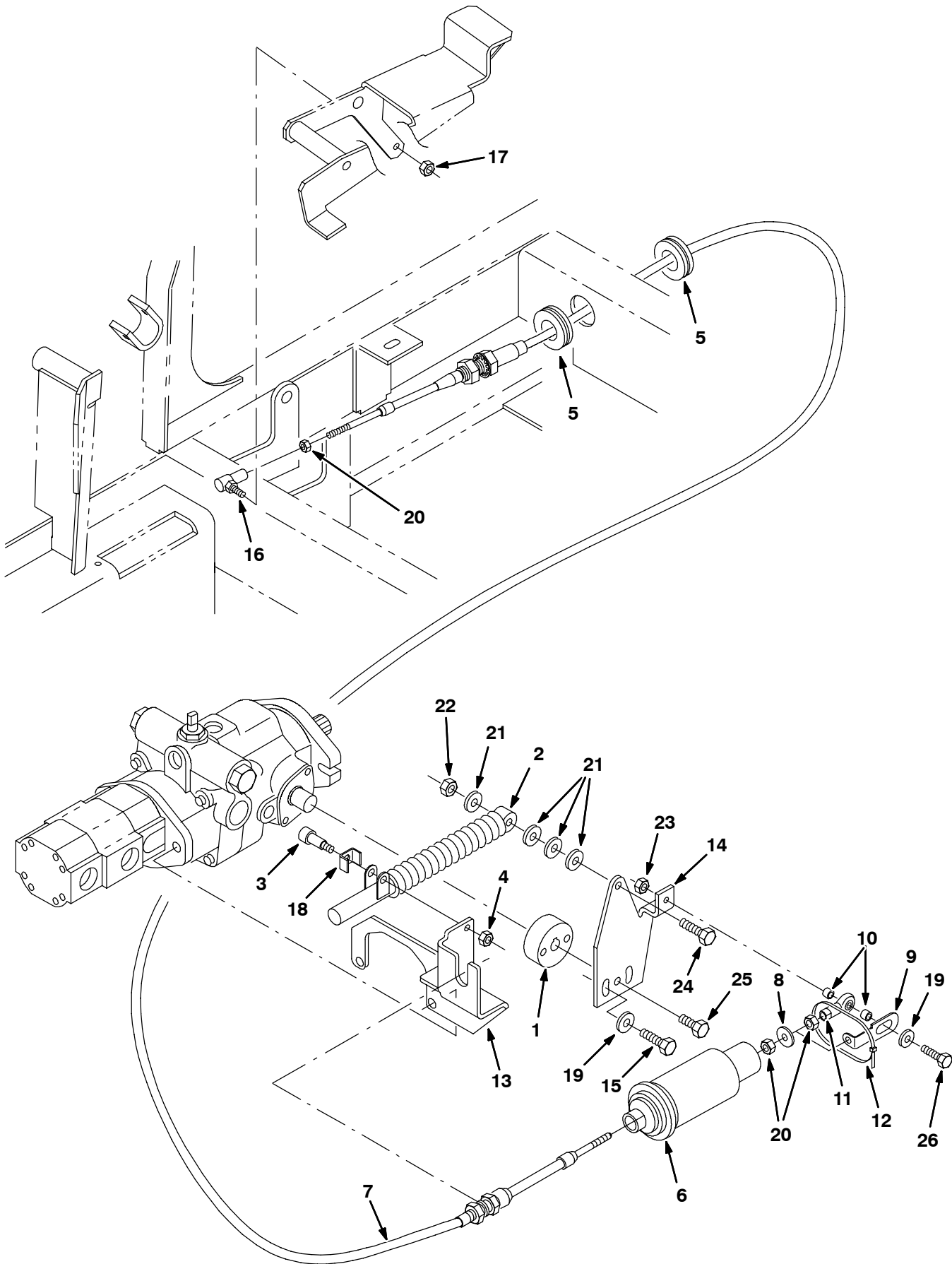
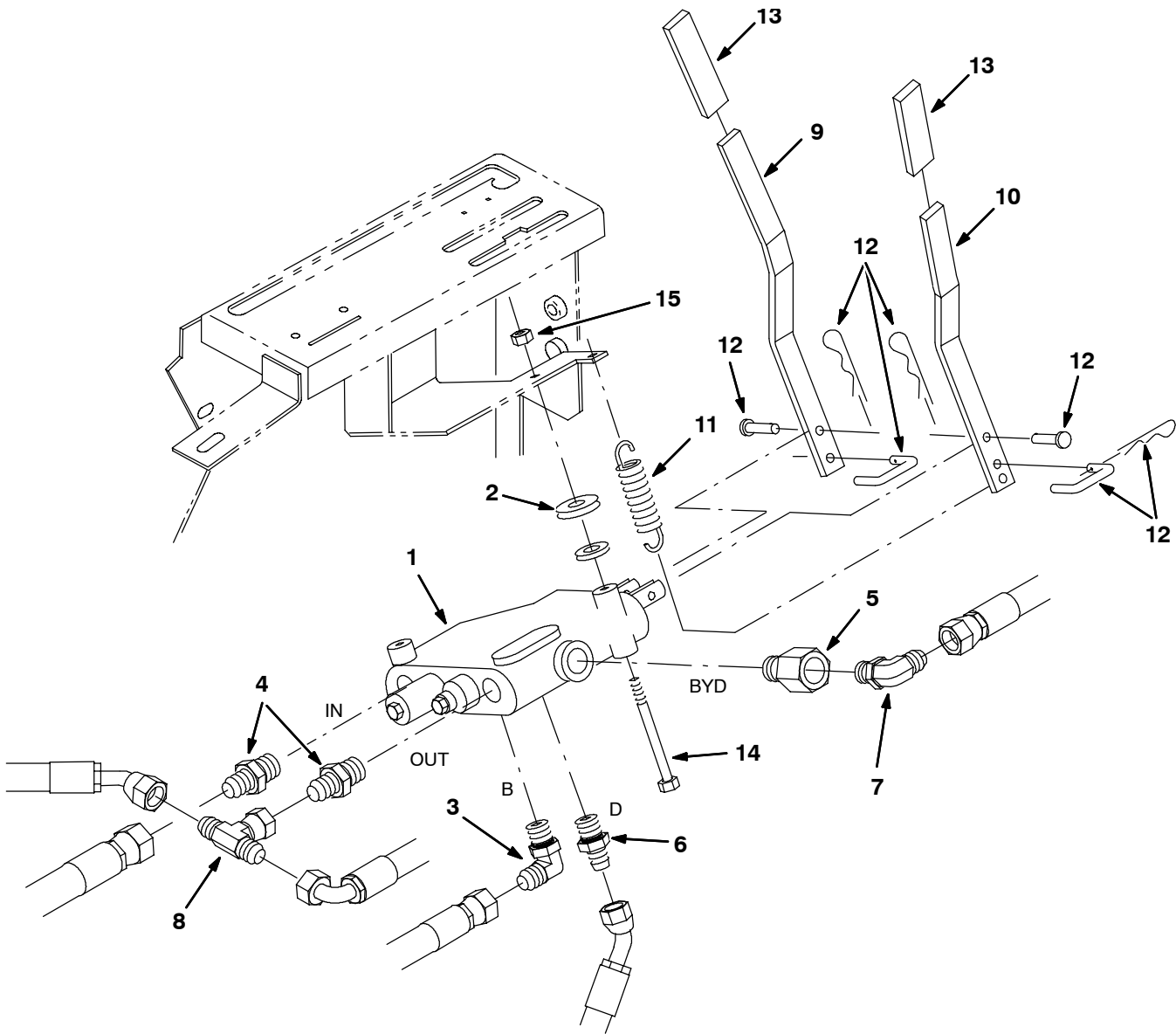


Fig. 42 - Hydraulic Pump Linkage Group

Ref.	Part No.	Serial Number	Description	Qty.
1	72728	(000000-) Hub	1
2	73411	(000000-) Shock Absorber	1
3	16213	(000000-) Scr-Shld .312Dx1.00L .25-20	1
4	75934	(000000-) Nut-Hxlocnyln .25-20 Thin Pltd	1
5	10632-1	(000000-) Grommet,Rbr,1.06ld,For .19Matl	2
6	63292	(000000-) Spring, Propel, Centering	1
7	360442	(000000-) Cable, Push-Pull	1
8	78785	(000000-) Washer, .250B .88D .06 Neopre	1
9	83887	(000000-) Bracket, Safety Clip	1
10	65441	(000000-) Spacer, .259ld 375Od .250Lg	2
11	68866	(000000-) Rod End .250-28 .25Dia	1
12	49266	(000000-) Tie, Cable 1.75D Max 7.50Lg	1
13	360313	(000000-) Bracket, Mtg, Spring Cable	1
14	360841	(000000-) Bracket, Mtg, Propel Cable	1
15	12273	(000000-) Scr-Hexssm 8X1.25 20 Nylnloc	2
16	14601	(000000-) Ball Joint, 250-28	1
17	13513	(000000-) Nut-Hxlocnyln .25-28 Reg Pltd	1
18	84170	(000000-) Bracket, Retainer	1
19	32490	(000000-) Washer, Flat, 0.25, Std	3
20	01714	(000000-) Nut, Hex, Std, .25-28	3
21	32491	(000000-) Washer, Flat, 0.31, Std	4
22	08709	(000000-) Nut, Hex, Lock, M8 X 1.25, NI	1
23	32981	(000000-) Nut, Hex, Lock, .25-20, NI	1
24	41342	(000000-) Screw, Hex, M8 X 1.25 X 40, 8.8	1
25	07592	(000000-) Screw, Hex, .31-24 X 0.75, G5	1
26	25049	(000000-) Screw, Hex, .25-20 X 1.75, G5	1

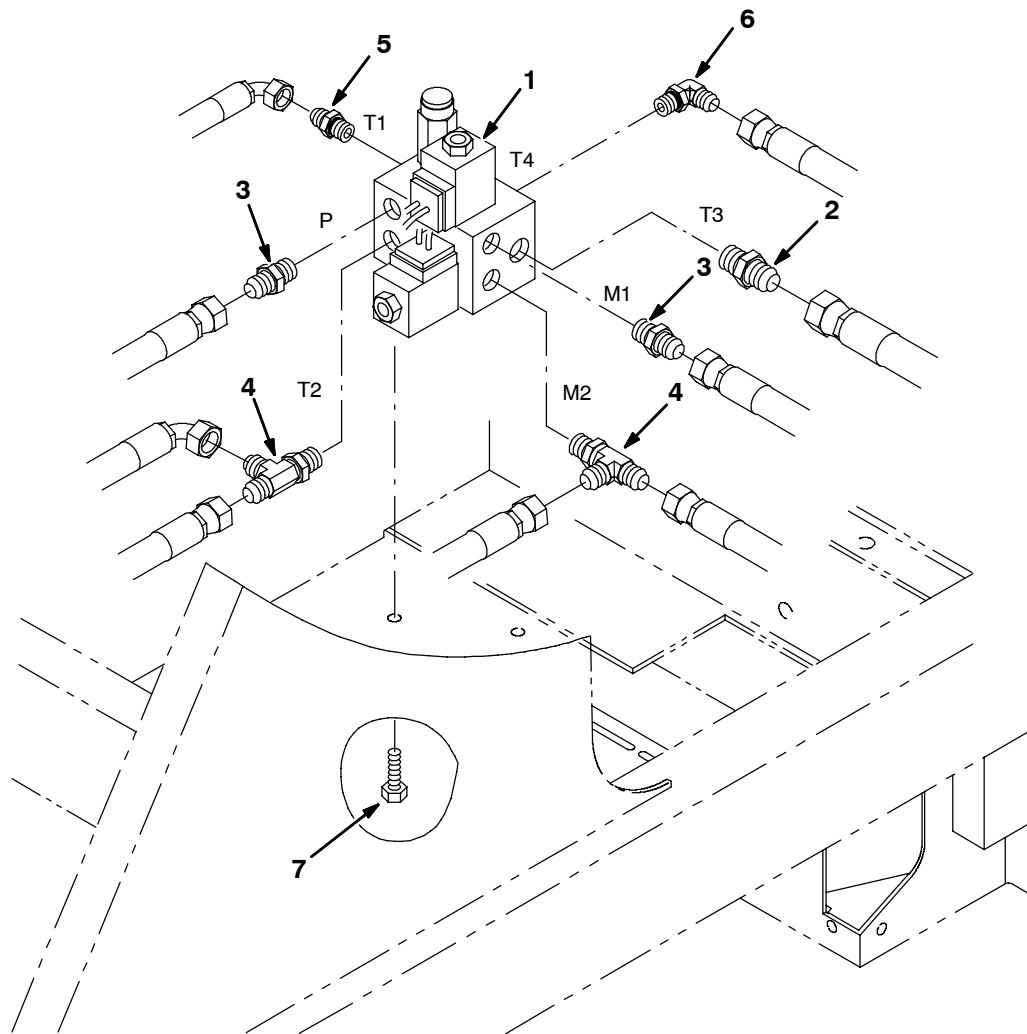
Fig. 43 - Hydraulic Control Valve Group



350077 - IC

Ref.	Part No.	Serial Number	Description	Qty.
1	361012	(000000-) Valve, Hyd Control Man (See Breakdowns)	1
2	63416	(000000-) Washer, .310B .88D .12Rbr	2
3	47638	(000000-) Ftg-Hyd E90 Jm04/Om06	1
4	52402	(000000-) Ftg-Hyd Str Jm06/Om08	2
5	361028	(000000-) Plug Assy,Byd En	1
6	55685	(000000-) Ftg-Hyd Str Jm04/Om06	1
7	56820	(000000-) Ftg-Hyd E90 Jm06/Om06	1
8	35586	(000000-) Ftg-Hyd Tee Jm06Jfjm	1
9	360062	(000000-) Handle, Control, Valve	1
10	360063	(000000-) Handle, Control, Valve	1
11	59870	(000000-) Spring, Tens, .50Dx.05Wire2.5L	1
12	361299	(000000-) Link Assy, Valve Handle	1
13	360467	(000000-) Grip, Vinyl .250 X .750 X 4.00	2
14	06949	(000000-) Screw, Hex, M6 X 1.00 X 50, 8.8	2
15	08708	(000000-) Nut, Hex, Lock, M6 X 1.00, NI	2

Fig. 44 - Hydraulic Solenoid Valve Group



350075 - IC

Ref.	Part No.	Serial Number	Description	Qty.
1	361019	(000000-005565)	Valve, Hyd Cntrl Sol (See Breakdowns)	1
1	1048820	(005566-	Valve, Cntrl, Hyd, Solenoid, 12vdc 06gpm (See Breakdowns)	1
2	44869	(000000-	Ftg-Hyd Str Jm08/Om08	1
3	56690	(000000-	Ftg-Hyd Str Jm06/Om06	2
4	76316	(000000-	Ftg-Hyd Tee Jm06Jmom	2
5	55586	(000000-	Ftg-Hyd Str Jm04/Om04	1
6	77097	(000000-	Ftg-Hyd E90 Jm04/Om04	1
7	16735	(000000-	Screw, Hex, M8 X 1.25 X 16, 8.8	2

Fig. 45 - Hydraulic Schematic

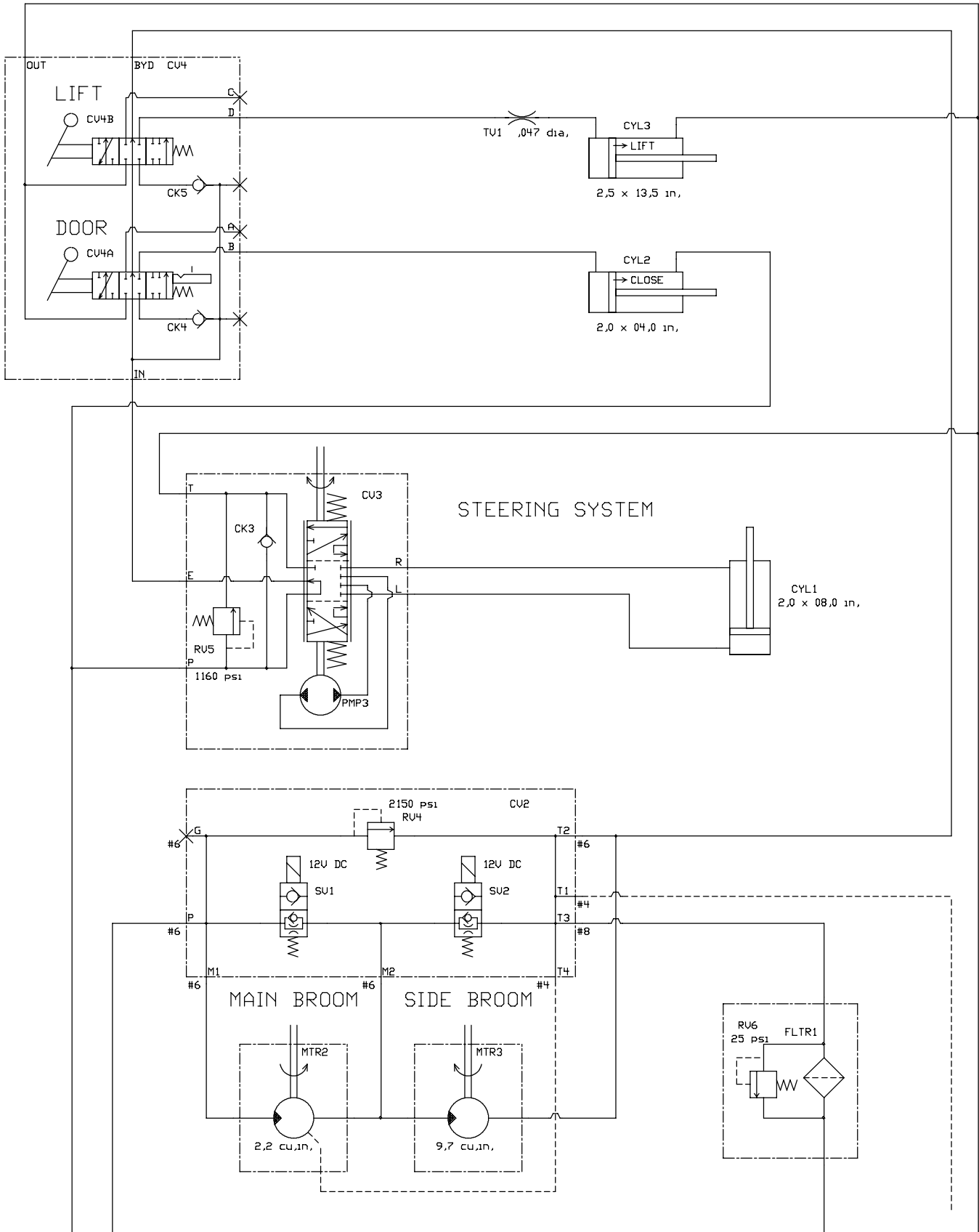
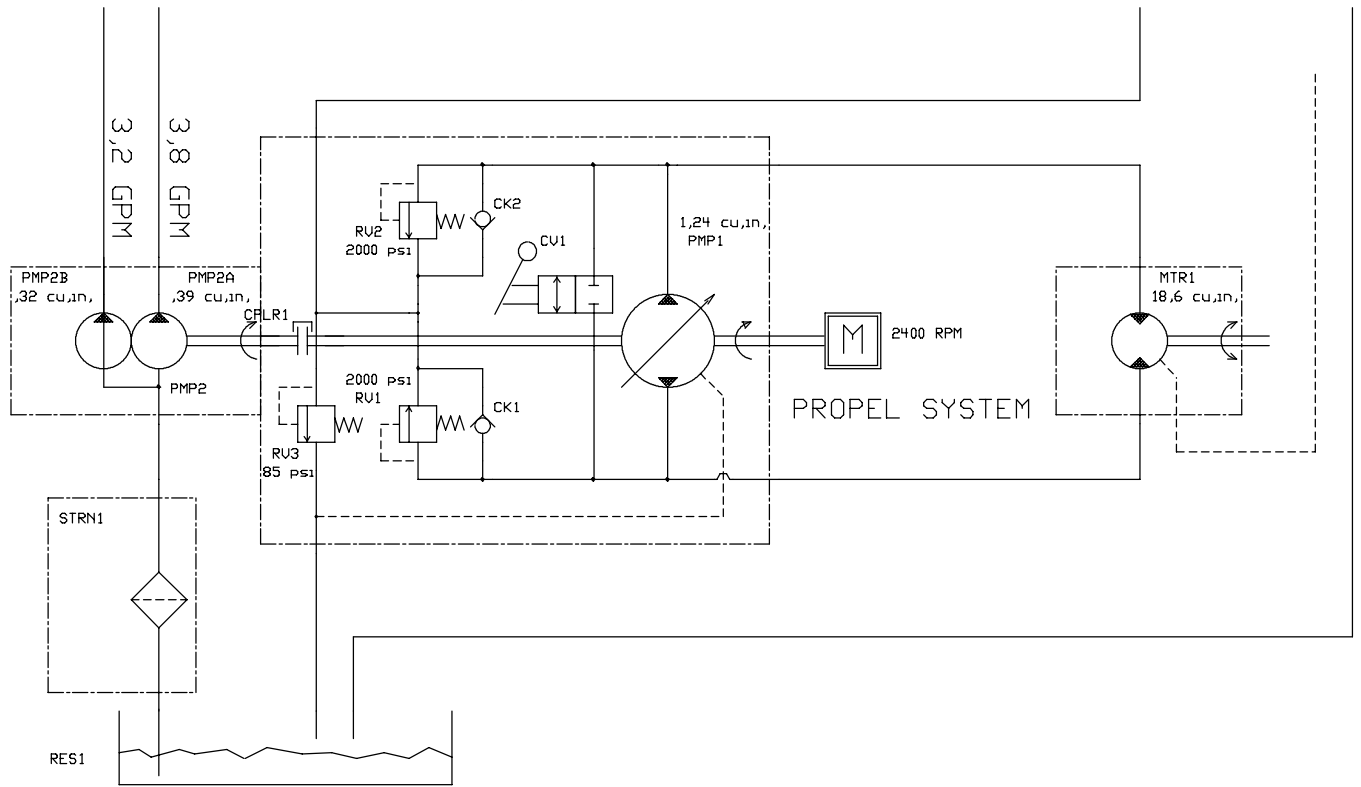


Fig. 45 - Hydraulic Schematic



350156 - LIQ

Fig. 46 - Hydraulic Hose Group

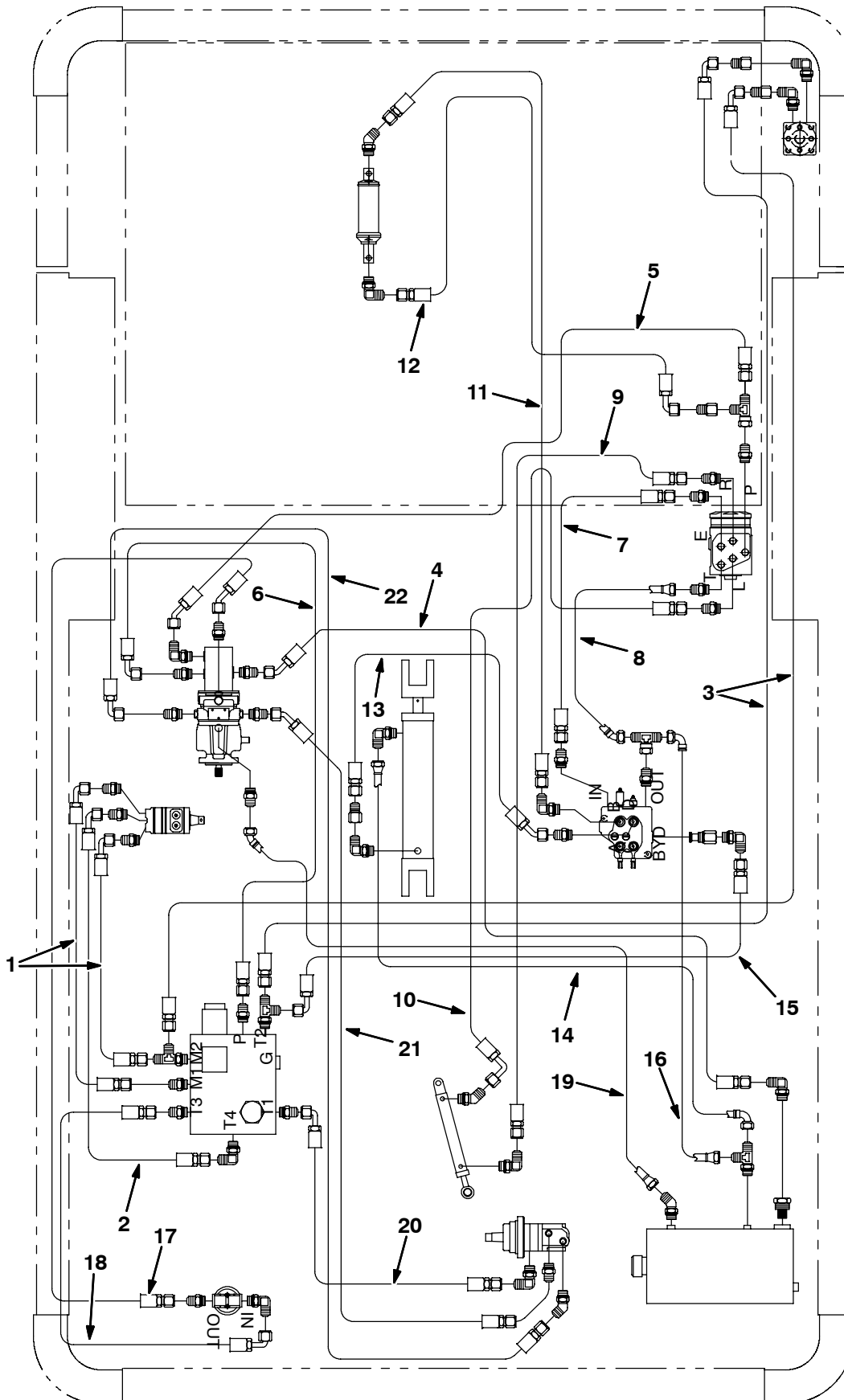
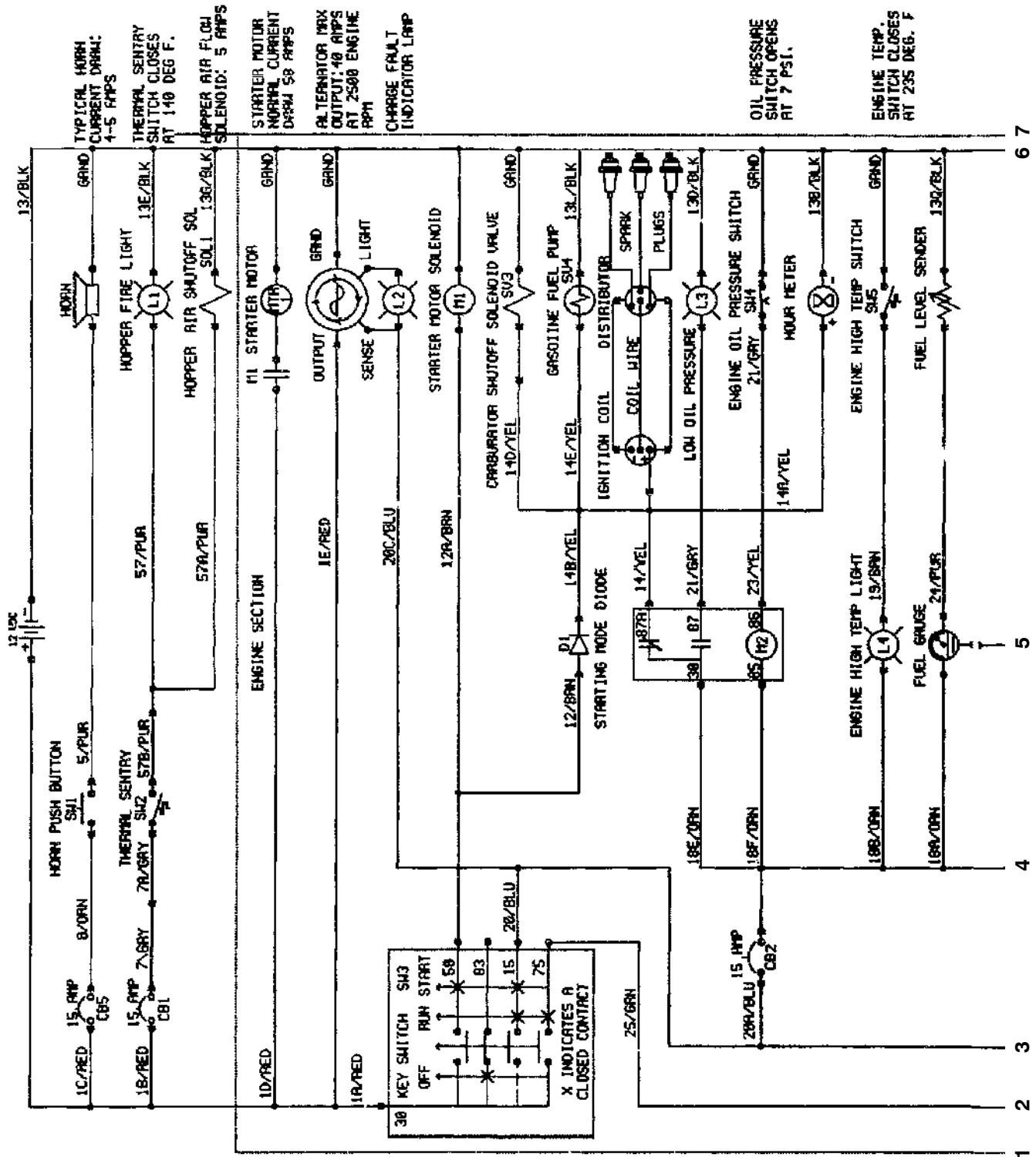


Fig. 46 - Hydraulic Hose Group

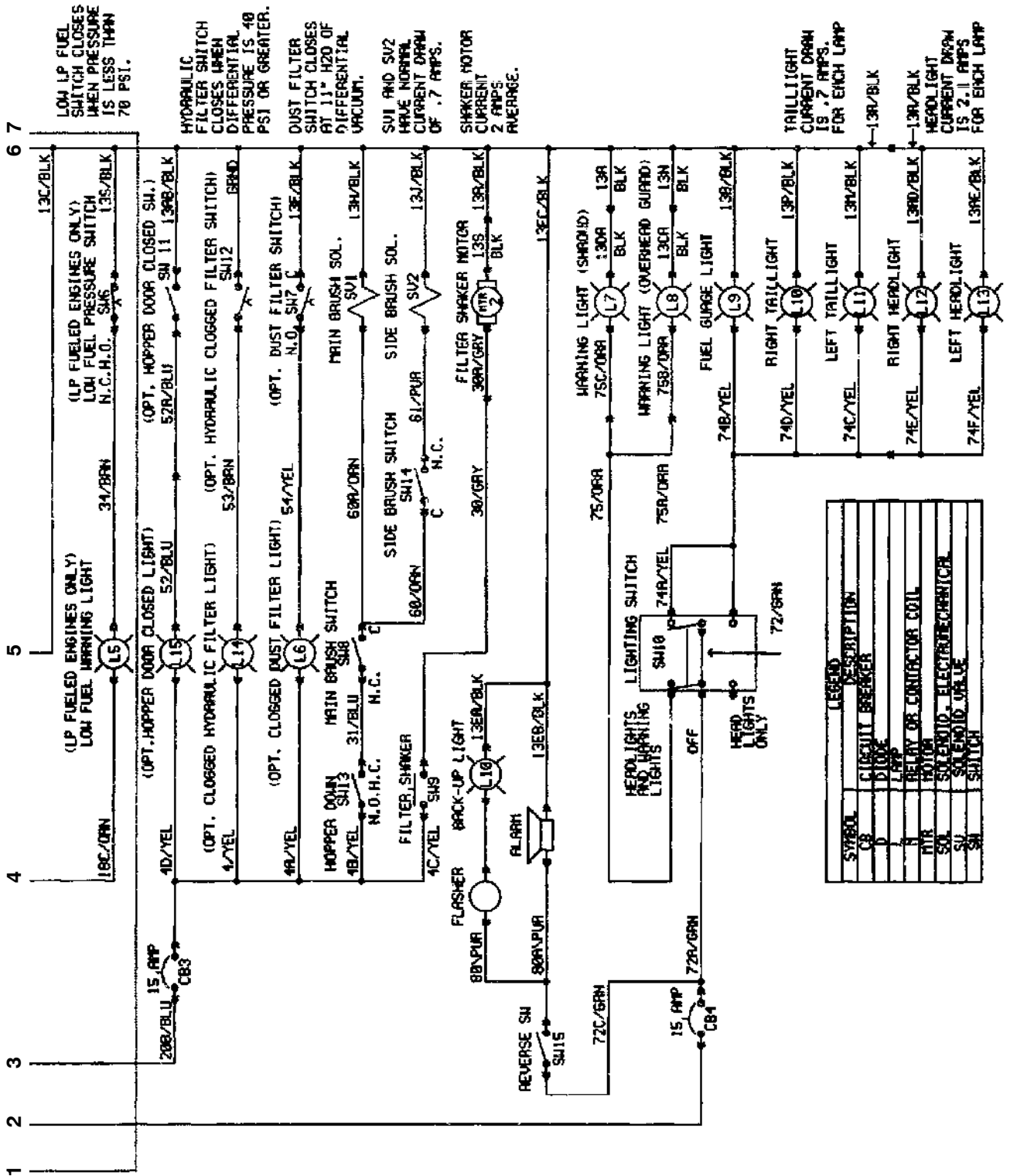
Ref.	Part No.	Serial Number	Description	Qty.
1	361040	(000000-) Hose-Hyd Ar 06 Jf/J9	2
2	361009	(000000-) Hose-Hyd Ar 04 Jf/J9	1
3	361041	(000000-) Hose-Hyd Med06 Jf/J9	2
4	361042	(000000-) Hose-Hyd Suc12 Jf/J4	1
5	59567	(000000-) Hose-Hyd Med06	1
6	361043	(000000-) Hose-Hyd Med06 Jf/J9	1
7	361044	(000000-) Hose-Hyd Med06 Jf/Jf	1
8	57288	(000000-) Hose-Hyd Low06 Jf/J4	1
9	361046	(000000-) Hose-Hyd Med06 Jf/Jf	1
10	361047	(000000-) Hose-Hyd Med06 Spcl 38.0Jf/JI9	1
11	361048	(000000-) Hose-Hyd Med04 Jf/Jf	1
12	57962	(000000-) Hose-Hyd Med 04	1
13	02361	(000000-004890) Hose-Hyd Med04 Jf/J4	1
13	57972	(004891-) Hose, Hyd, Med04, Jf04e45/Jf04str, 018.0	1
14	361051	(000000-) Hose-Hyd Low06 Jf/J9	1
15	59560	(000000-) Hose-Hyd	1
16	82809	(000000-) Hose-Hyd Low06 Jf/J9	1
17	361049	(000000-) Hose-Hyd Med08 Jf/J4	1
18	55697	(000000-) Hose-Hyd Med08 Jf/J9	1
19	59568	(000000-) Hose-Hyd Low 08	1
20	82816	(000000-) Hose-Hyd Med04 Jf/J9	1
21	361052	(000000-) Hose-Hyd Ar 10 Jf/J4	1
22	361050	(000000-) Hose-Hyd Ar 10 Jf/J9	1

Fig. 47 - Electrical Schematic, G/LP (Liquid Cooled)



350167 - G, LP, LIQ

Fig. 47 - Electrical Schematic, G/LP (Liquid Cooled)



350167 - G, LP, LIQ

Fig. 48 - Wire Harness Group, G/LP (Liquid Cooled)

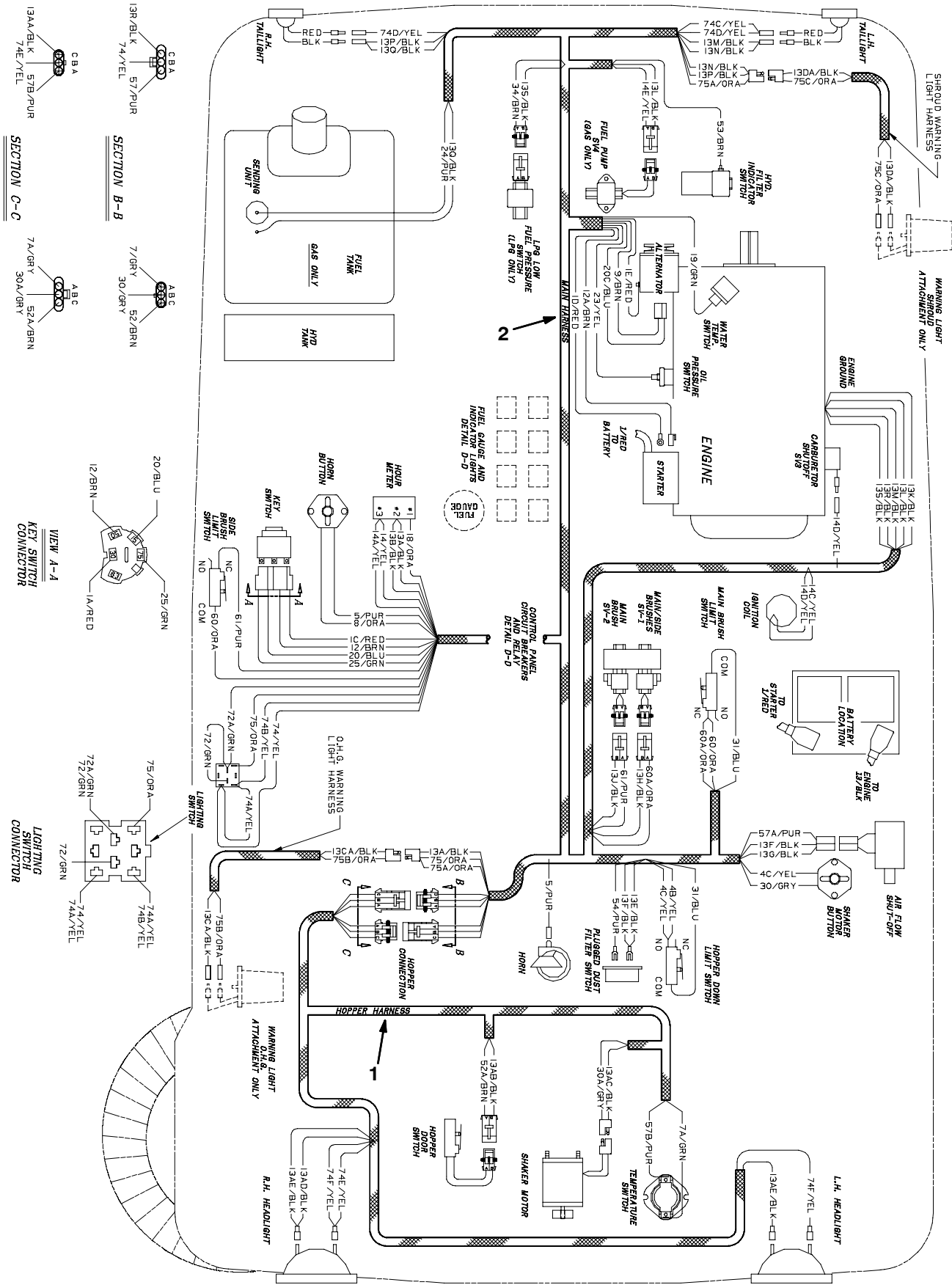
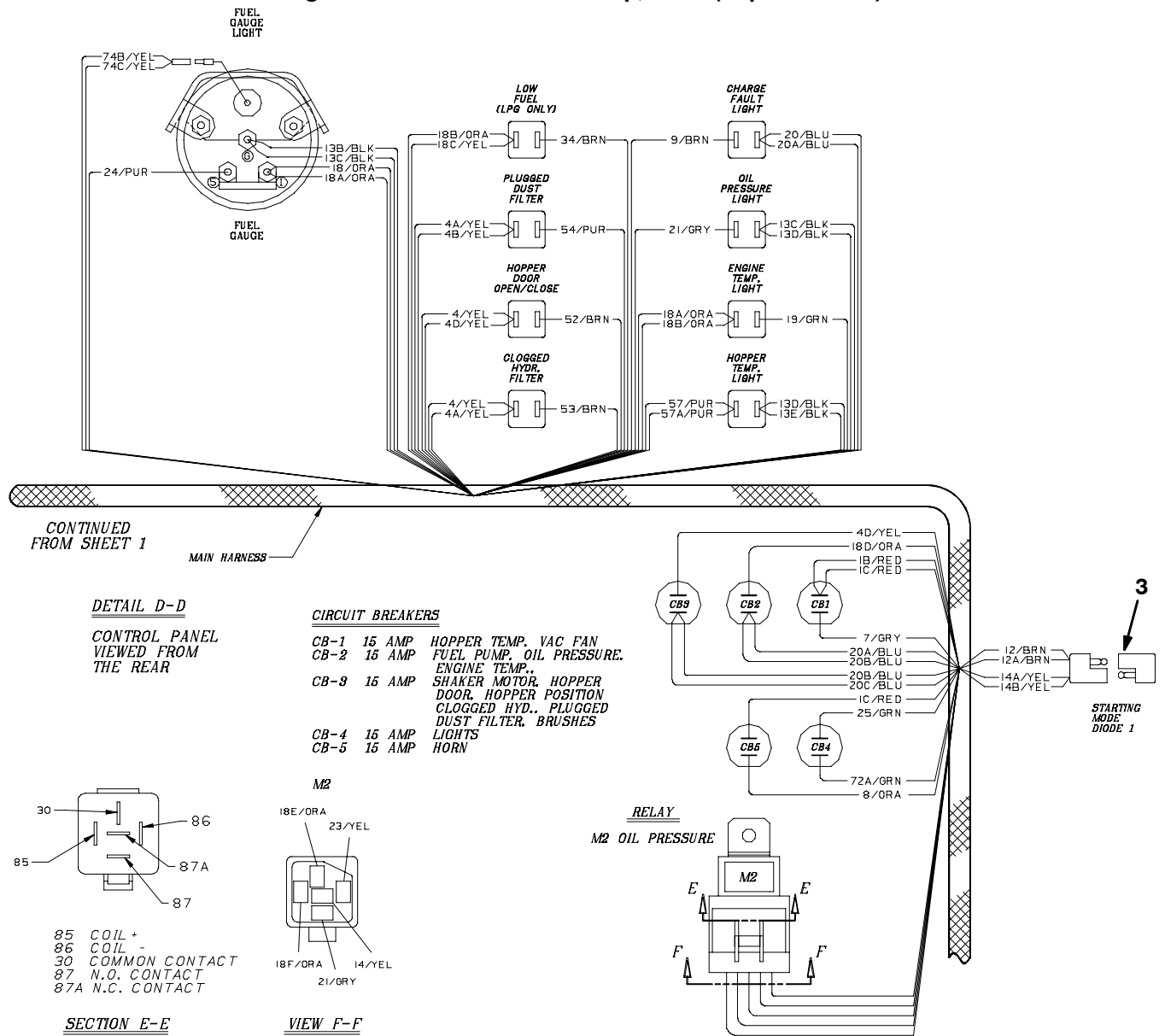


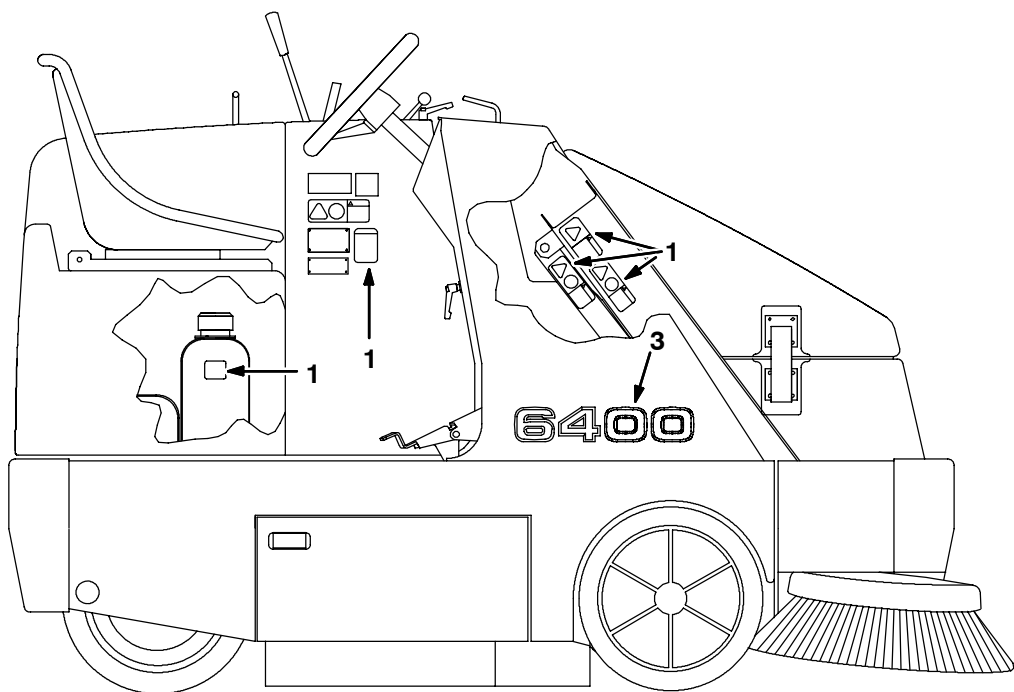
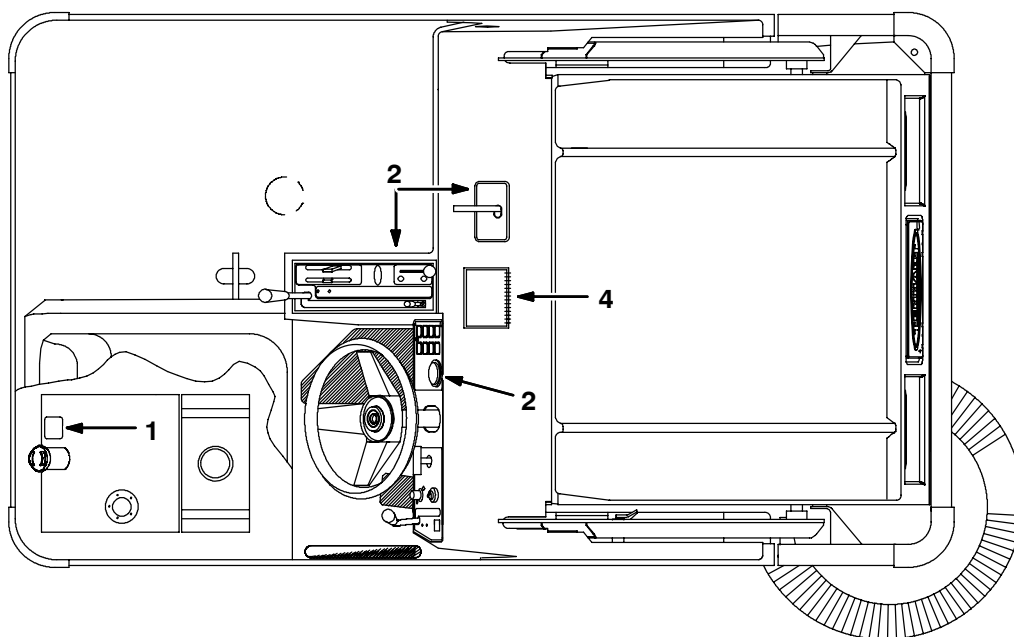
Fig. 48 - Wire Harnesses Group, G/LP (Liquid Cooled)



350139 - G, LP, LIQ

Ref.	Part No.	Serial Number	Description	Qty.
1	360503	(000000-) Harness, Hopper	1
2	360507	(000000-) Harness, Main, Liq, Gas/Lpg	1
3	222290	(000000-) Diode, Elec, Plug	1

Fig. 49 - Label Group



350146 - G, LP, LIQ, NA

Ref.	Part No.	Serial Number	Description	Qty.
1	59767	(000000-) Label Set, Info & Hazard	1
2	361108	(000000-) Label Set, Operational, Gas/Lp	1
3	361107	(000000-) Label, Numerals 6400	1
4	361064	(000000-) Guide, Use And Care	1

SECTION 3

Contents	Page
Fig. 1 - Revolving Light Kit	3-2
Fig. 2 - Revolving Light Kit, Overhead Guard ..	3-4
Fig. 3 - Backup Alarm Kit	3-6
Fig. 4 - Hopper Door Closed Light Kit	3-8
Fig. 5 - Overhead Guard Kit	3-10
Fig. 6 - Severe Environment Indicator Kit	3-12
Fig. 7 - Side Brush Dust Control Kit	3-14
Fig. 8 - Fire Extinguisher Kit	3-16
Fig. 9 - Deluxe Suspension Seat Group	3-17
Fig. 10 - High Back Seat Group	3-18
Fig. 11 - Seat Belt Kit	3-19
Fig. 12 - Vacuum Wand Kit	3-20
Fig. 13 - Soft Ride Non-Marking Tire and Wheel Assembly, Rear	3-22
Fig. 14 - Soft Ride Puncture Proof Tire and Wheel Assembly, Rear	3-23
Fig. 15 - Radial Tire and Wheel Assembly, Rear	3-24
Fig. 16 - Soft Ride Non-Marking Tire and Wheel Kit, Front	3-25
Fig. 17 - Soft Ride Puncture Proof Tire and Wheel Kit, Front	3-26
Fig. 18 - Bias Tire and Wheel Kit, Front	3-27
Fig. 19 - Radial Tire and Wheel Kit, Front	3-28
Fig. 20 - Documentation Group	3-29

Fig. 1 - Revolving Light Kit

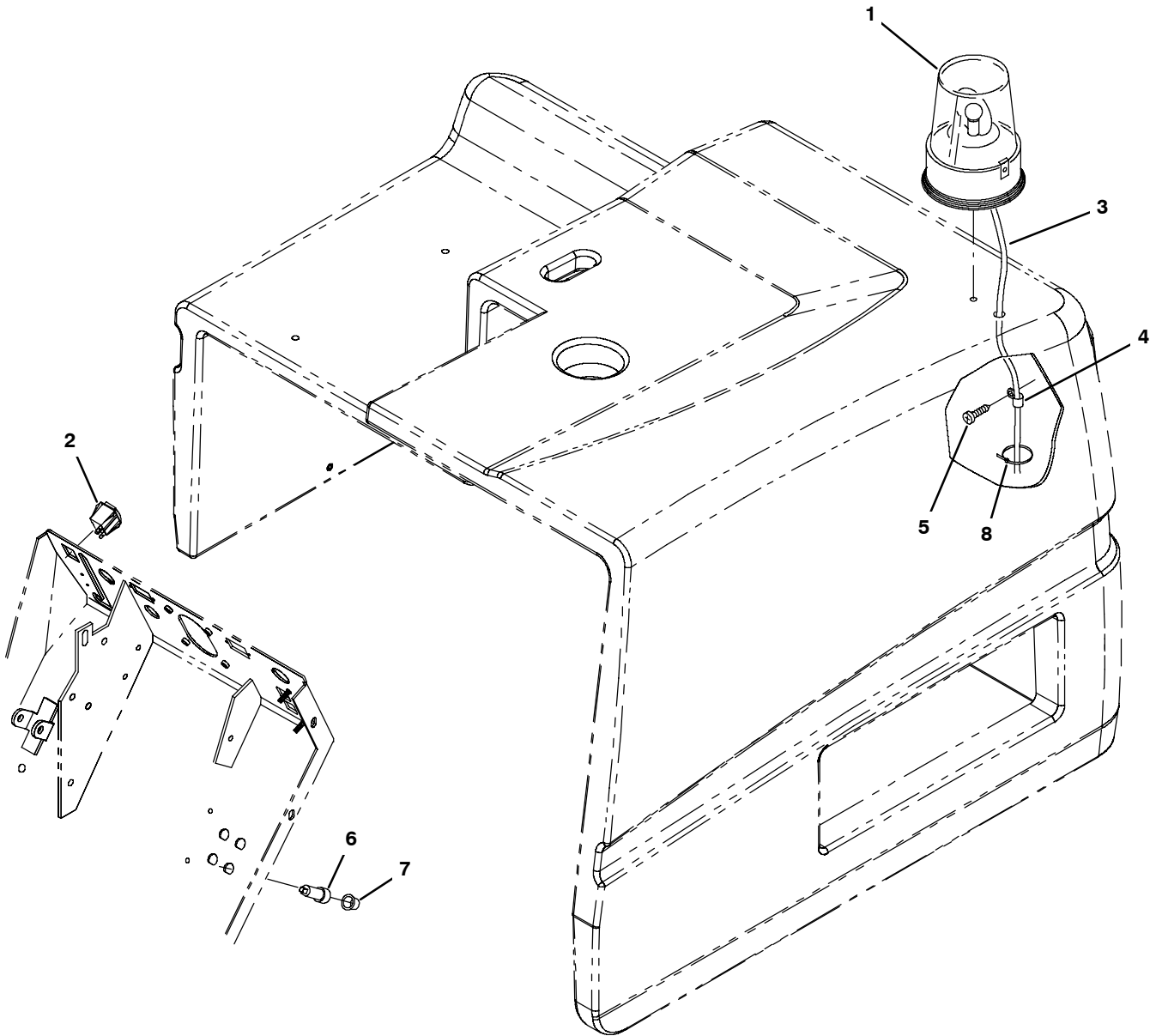


Fig. 1 - Revolving Light Kit

	Ref.	Part No.	Serial Number	Description	Qty.
▽		361120	(000000-) Light Kit, Revolving, 6400	1
▲▽	1	361975	(000000-) Light, Rev.Amber 12V - Rework	1
▲▲		44681-1	(000000-) Lens, Amber	1
▲▲		45779	(000000-) Bulb	1
▲	2	360520	(000000-) Switch, Rocker, Spdt, 3 Pos	1
▲	3	360500	(000000-) Harness, Warning, Light	1
▲	4	26395-2	(000000-) Clamp-Cable, 0.38D 0.38W stl	1
▲	5	360973	(000000-) Scr-Pan 12X.50 F/Plst PI	1
▲	6	57803	(000000-) Breaker-Circuit, 15 Resetbl	1
▲	7	57751	(000000-) Boot, Circuit Breaker	1
▲	8	49266	(000000-) Tie, Cable 1.75D Max 7.50Lg	2
		44681	(000000-) Lens, Revolving Light, Red	1
		44681-2	(000000-) Lens, Revolving Light, Blue	1

Fig. 2 - Revolving Light Kit, Overhead Guard

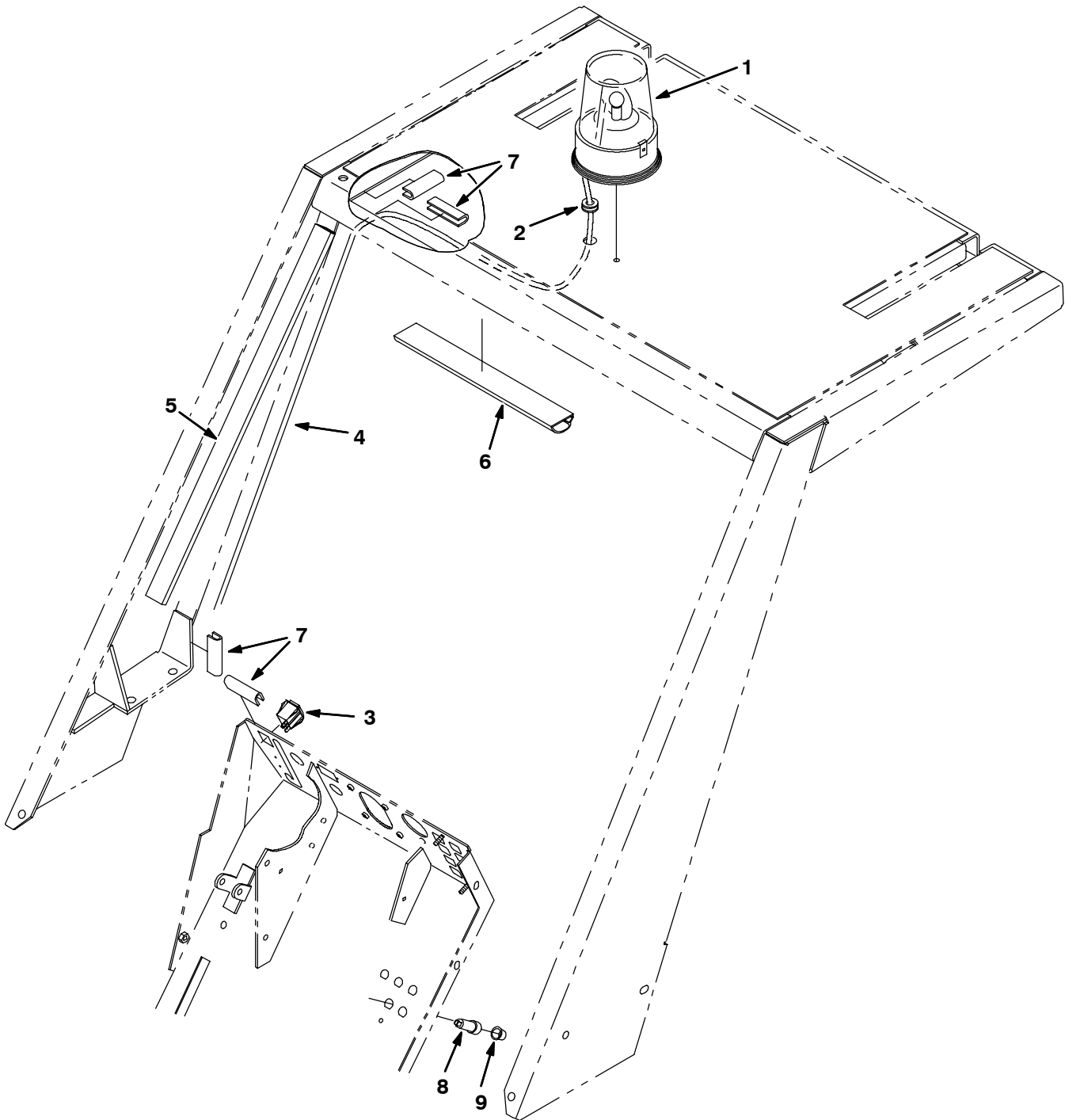


Fig. 2 - Revolving Light Kit, Overhead Guard

	Ref.	Part No.	Serial Number	Description	Qty.
▽		361125	(000000-) Light Kit, Revolving, Ohg, 6400	1
▲▽	1	361975	(000000-) Light, Rev.Amber 12V - Rework	1
▲▲		44681-1	(000000-) Lens, Amber	1
▲▲		45779	(000000-) Bulb	1
▲	2	10632-12	(000000-) Grommet, Rbr, 0.38Id, For .12 Matl	1
▲	3	360520	(000000-) Switch, Rocker, Spdt, 3 Pos	1
▲	4	360504	(000000-) Harness, Warning, Light Ohg, 6400	1
▲	5	86332	(000000-) Duct, Vinyl 26.0	1
▲	6	361944	(000000-) Duct, Vinyl 14.0	1
▲	7	74068	(000000-) Molding, Trim 3/16-5/16 2.75	1
▲	8	57803	(000000-) Breaker-Circuit, 15 Resetbl	1
▲	9	57751	(000000-) Boot, Circuit Breaker	1
▲		49266	(000000-) Tie, Cable 1.75D Max 7.50Lg	2
		44681	(000000-) Lens, Revolving Light, Red	1
		44681-2	(000000-) Lens, Revolving Light, Blue	1

Fig. 3 - Backup Alarm Kit

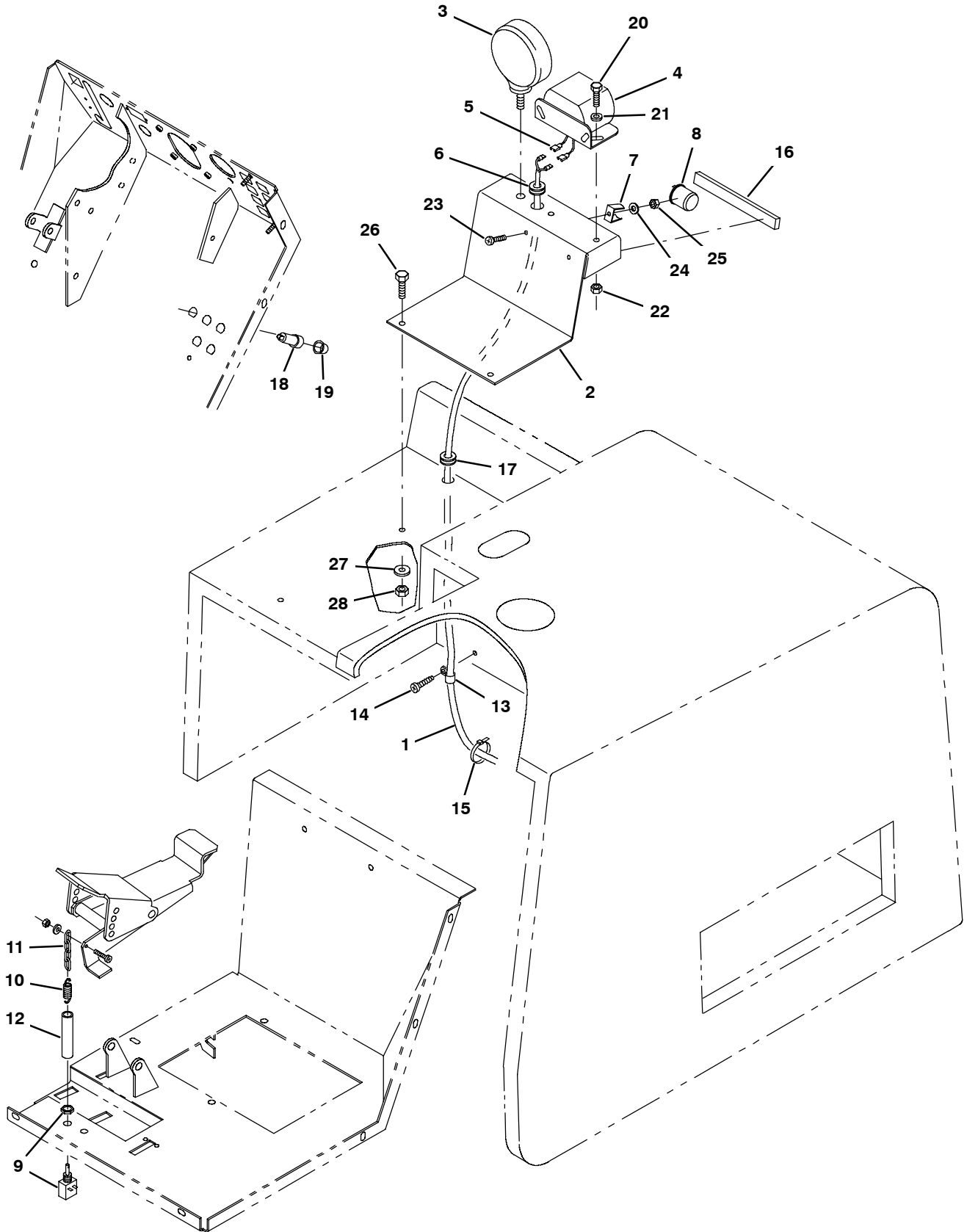


Fig. 3 - Backup Alarm Kit

	Ref.	Part No.	Serial Number	Description	Qty.
▽		366021	(000000-) Backup Alarm Kit 6400, 12 V	1
▲	1	366024	(000000-) Harness Jumper, Backup Alarm	1
▲	2	366016	(000000-) Bracket, Alarm, Backup	1
▲▽	3	36438	(000000-) Headlight Assy	1
▲▲		36439	(000000-) Bulb	1
▲	4	61923	(000000-) Horn, Back-up Alarm	1
▲	5	50470	(000000-) Terminal, Qkdisc .25f Insf 14ga	2
▲	6	10632-9	(000000-) Grommet, Rbr, 0.56id For .13matl	1
▲	7	24576-1	(000000-) Bracket, Flasher	1
▲	8	24576	(000000-) Flasher, 12v	1
▲	9	43673	(000000-) Switch, 6-12v, Momentary On	1
▲	10	43672	(000000-) Sprg, Tens,0.38Odx.04wire 1.0L	1
▲	11	28499-1	(000000-) Chain, Sah#35 , 4Links, Cad 2.37	1
▲	12	366025	(000000-) Sleeve, blk Vinyl, .37555 I.D.	1
▲	13	26395-2	(000000-) Clamp-Cable, 0.38D 0.38W Stl	2
▲	14	360973	(000000-) Scr-pan 12 x .50 F/plst PI	2
▲	15	49266	(000000-) Tie, Cable 1.75d Max 7.50lg	5
▲	16	50616	(000000-) Seal, Foam Vyl, .38 .75w 7.3L	1
▲	17	10632-18	(000000-) Grommet, Rbr, 0.69id, For .25matl	1
▲	18	57803	(000000-) Breaker-Circuit, 15 Resetbl	1
▲	19	57751	(000000-) Boot, Circuit Breaker	1
▲	20	16931	(000000-) Screw, Hex, M8 X 1.25 X 20, 8.8	2
▲	21	32490	(000000-) Washer, Flat, 0.25, Std	2
▲	22	07791	(000000-) Nut, Hex, Flng, M8 X 1.25	2
▲	23	19320	(000000-) Screw, Pan, Phl, 06-32 X 0.38, G1	1
▲	24	19065	(000000-) Washer, Flat, 08	1
▲	25	19309	(000000-) Nut, Hex, Std, #06-32	1
▲	26	41342	(000000-) Screw, Hex, M8 X 1.25 X 40, 8.8	2
▲	27	32491	(000000-) Washer, Flat, 0.31, Std	2
▲	28	08709	(000000-) Nut, Hex, Lock, M8 X 1.25, NI	2

Fig. 4 - Hopper Door Closed Light Kit

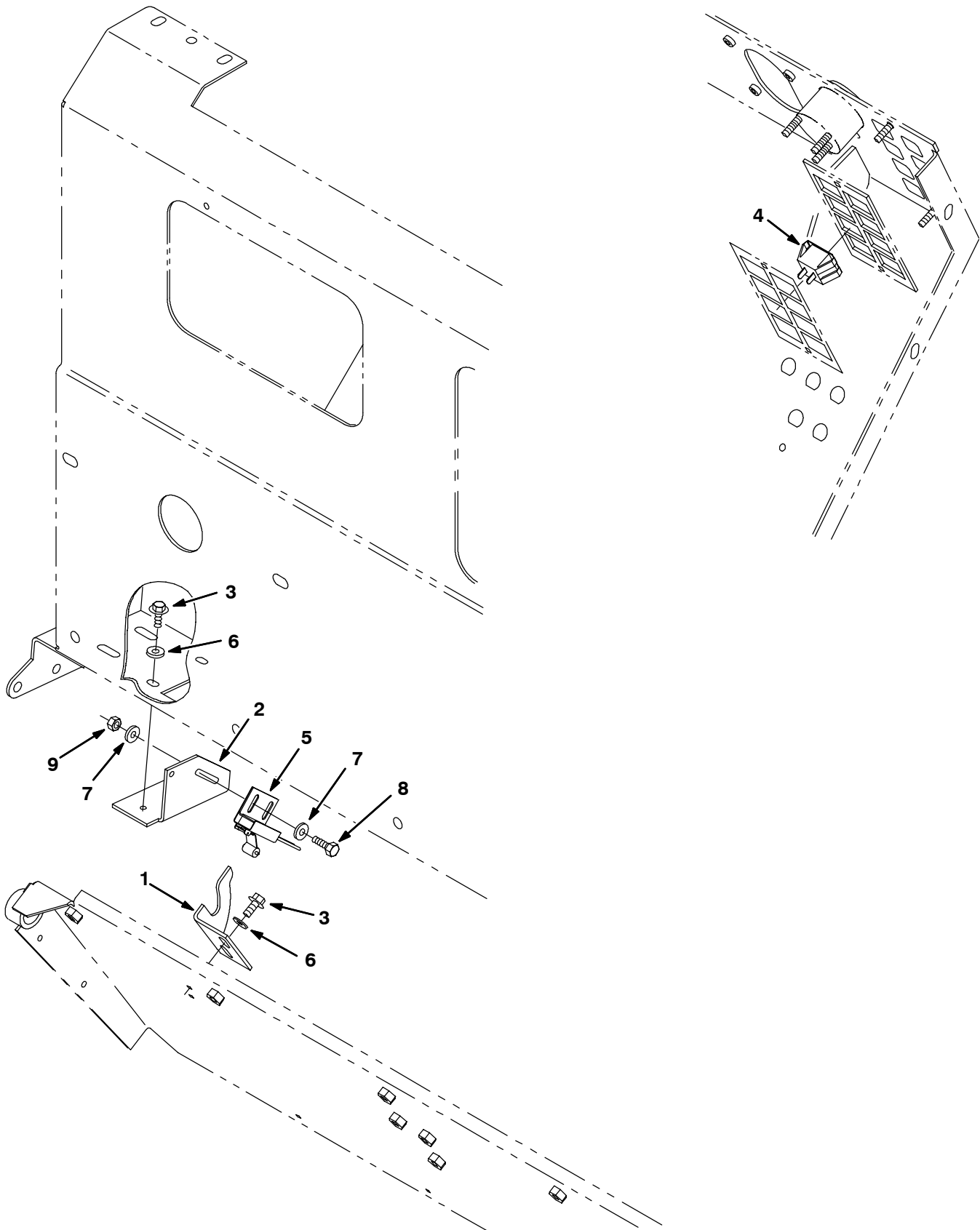


Fig. 4 - Hopper Door Closed Light Kit

	Ref.	Part No.	Serial Number	Description	Qty.
▽		361288	(000000-) Hopper Door Light Kit, 12V	1
▲	1	361140	(000000-) Bracket, Door, Indicator	1
▲	2	361141	(000000-) Bracket, Door, Indicator	1
▲	3	74455	(000000-) Scr-Hx Fmgm 6X1.0 12	4
▲	4	361075	(000000-) Lamp, Indicator 12 Volt	1
▲	5	59965	(000000-) Switch, Roller	1
▲	6	32490	(000000-) Washer, Flat, 0.25, Std	4
▲	7	19066	(000000-) Washer, Flat, 10	4
▲	8	09244	(000000-) Screw, Hex, M5 X 0.80 X 16, 8.8	2
▲	9	06549	(000000-) Nut, Hex, Lock, M5 X 0.80, NI	2

Fig. 5 - Overhead Guard Kit

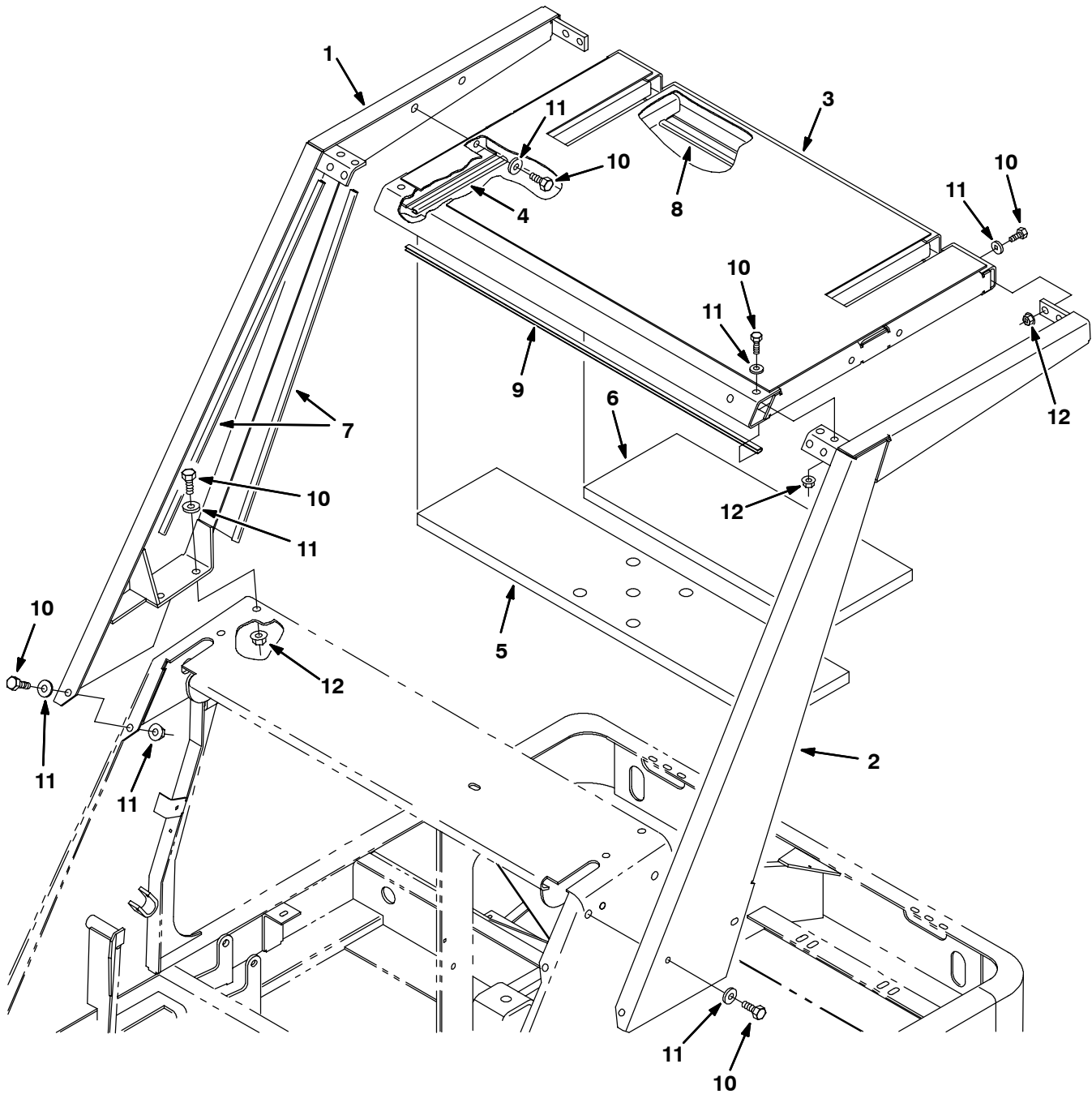


Fig. 5 - Overhead Guard Kit

	Ref.	Part No.	Serial Number	Description	Qty.
▽		360839	(000000-) Guard Kit, Overhead	1
▲	1	360795	(000000-) Channel Wldt, Ohg, Rh	1
▲	2	360798	(000000-) Channel Wldt, Ohg, Lh	1
▲	3	360962	(000000-) Panel Wldt, Top, Ohg	1
▲	4	48763	(000000-) Molding, Trim 3/16-5/16 10.0	2
▲	5	361284	(000000-) Insulation S/Foam	1
▲	6	361285	(000000-) Insulation S/Foam	1
▲	7	361671	(000000-) Molding, Trim, Leather, Black	2
▲	8	361672	(000000-) Molding, Trim, Leather, Black	1
▲	9	361673	(000000-) Molding, Trim, Leather, Black	1
▲	10	41346	(000000-) Screw, Hex, M12 X 1.75 X 30, 8.8	12
▲	11	32486	(000000-) Washer Flat,0.50,Sae	12
▲	12	07793	(000000-) Nut, Hex, Flng, M12 X 1.75	10

Fig. 6 - Severe Environment Indicator Kit

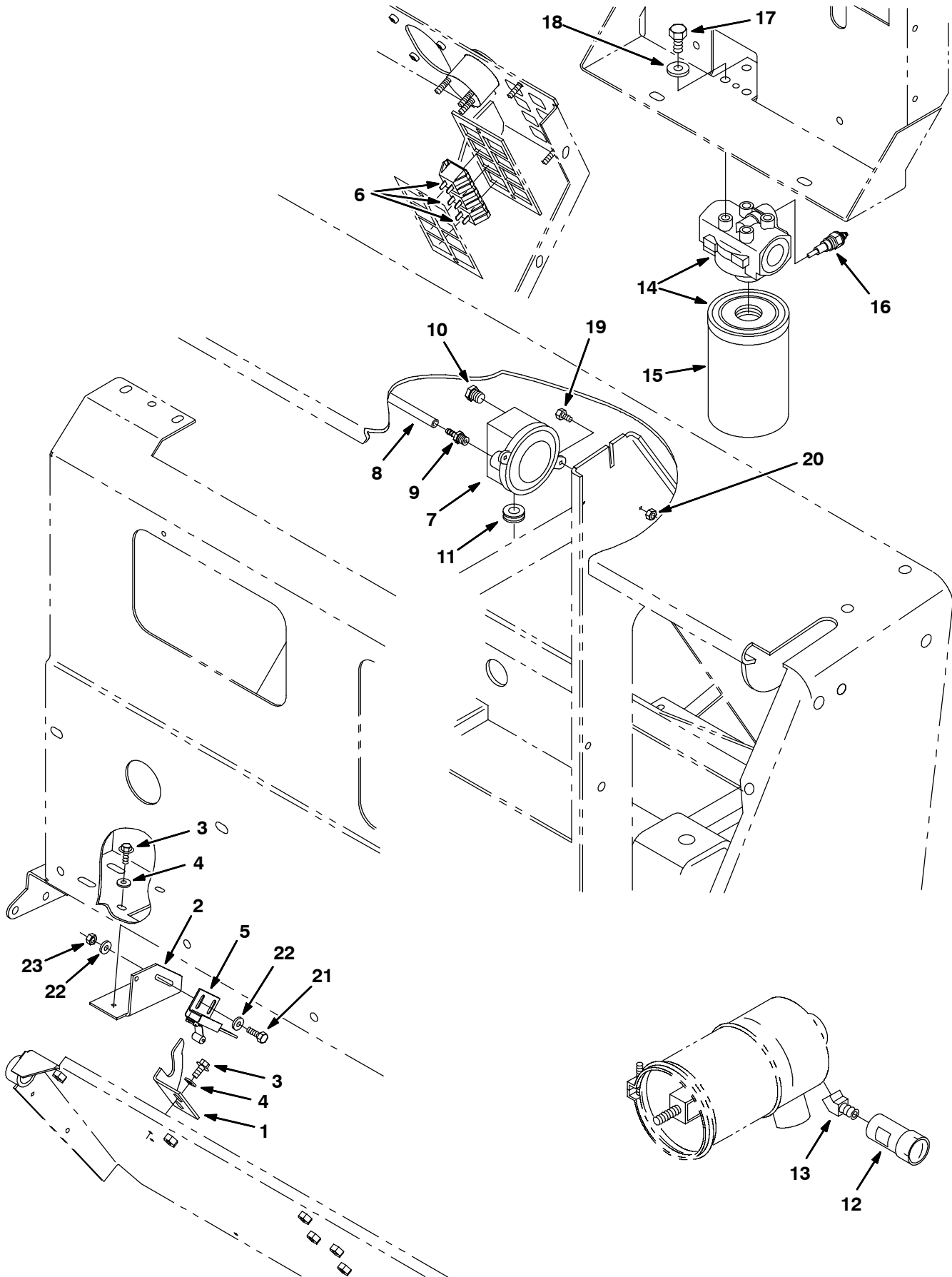


Fig. 6 - Severe Environment Indicator Kit

	Ref.	Part No.	Serial Number	Description	Qty.
▽		361148	(000000-) Indicator Kit, 12V	1
▲	1	361140	(000000-) Bracket, Door, Indicator	1
▲	2	361141	(000000-) Bracket, Door, Indicator	1
▲	3	74455	(000000-) Scr-Hx Fmgm 6X1.0 12	4
▲	4	32490	(000000-) Washer, Flat, 0.25, Std	4
▲	5	59965	(000000-) Switch, Roller	1
▲	6	361075	(000000-) Lamp, Indicator 12 Volt	3
▲	7	39924	(000000-) Switch, Pressure	1
▲	8	39780-2	(000000-) Hose, Vacuum .16 Id X 54.0 Lg	1
▲	9	40607	(000000-) Ftg,Brass,St Bm03/Pm02	1
▲	10	82739	(000000-) Ftg, Breather	1
▲	11	10632-4	(000000-) Grommet,Rbr,0.62ld,For .06Matl	1
▲	12	03026	(000000-) Indicator Service Air Filter	1
▲	13	24976	(000000-) Ftg-Brs E45 Pm02/Pf02	1
▲▽	14	10664	(000000-) Filter Assy, Spin-On	1
▲▲	15	65221	(000000-) Element, Filter	1
▲	16	65222	(000000-) Sender, Filter, Hydraulic	1
▲	17	21194	(000000-) Screw, Hex, .38-16 X 0.62, G5	4
▲	18	32485	(000000-) Washer, Flat, 0.38, Sae	4
▲	19	09206	(000000-) Screw, Hex, M4 X 0.70 X 12, 8.8	2
▲	20	02850	(000000-) Nut, Hex, Lock, M4 X 0.70, NI	2
▲	21	09244	(000000-) Screw, Hex, M5 X 0.80 X 16, 8.8	2
▲	22	19066	(000000-) Washer, Flat, 10	2
▲	23	06549	(000000-) Nut, Hex, Lock, M5 X 0.80, NI	2

Fig. 7 - Side Brush Dust Control Kit

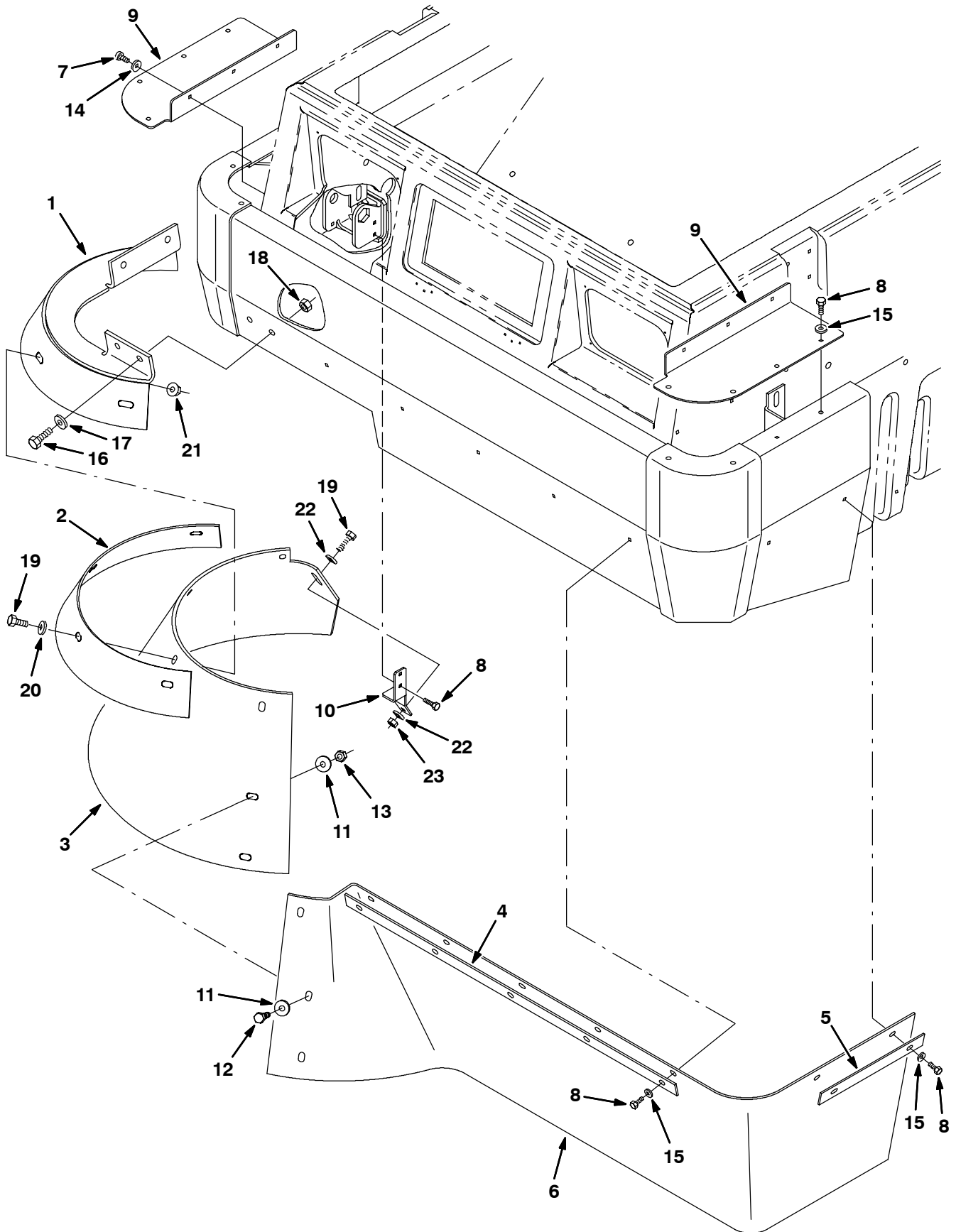
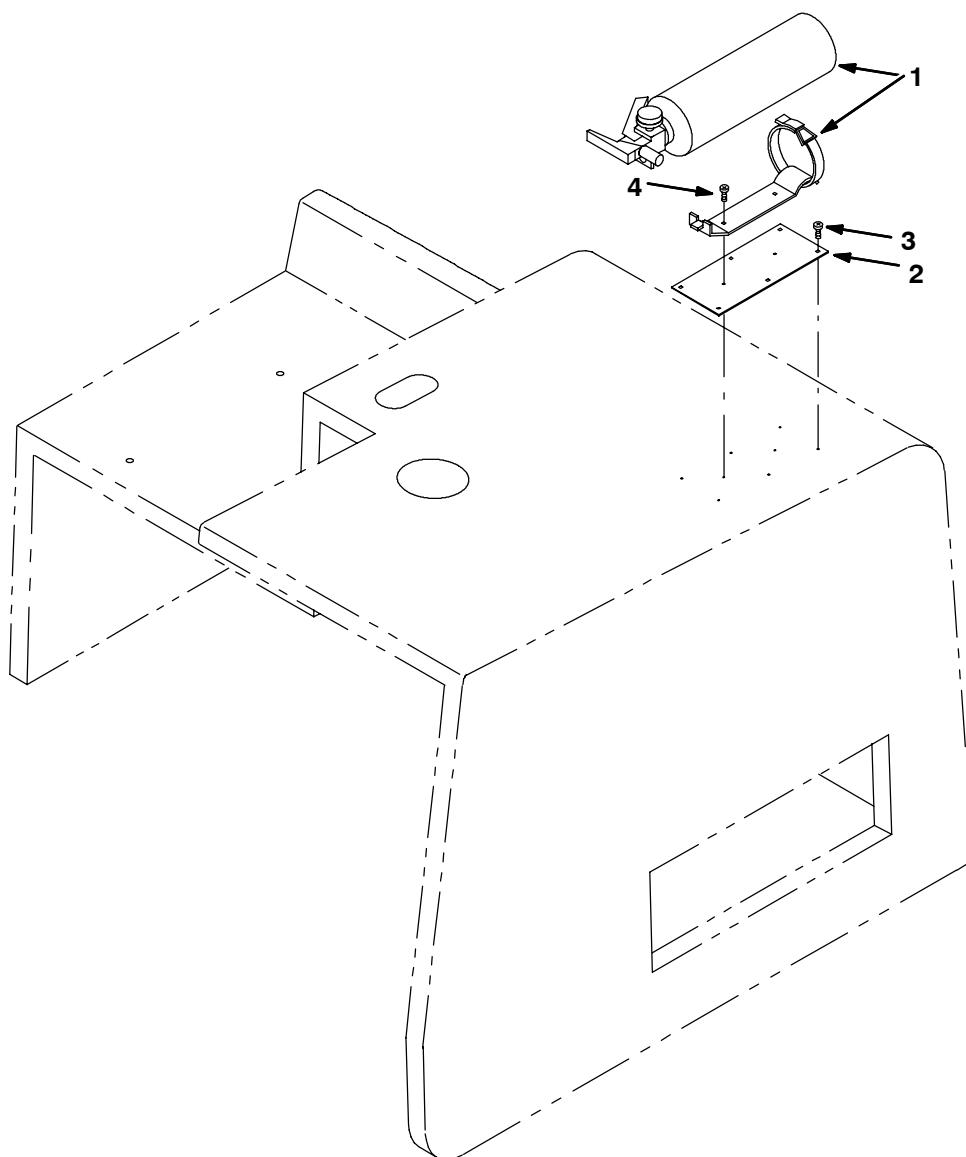


Fig. 7 - Side Brush Dust Control Kit

Ref.	Part No.	Serial Number	Description	Qty.
▽	361268	(000000-) Dust Control Kit, Side Brush	1
▲	1 360883	(000000-) Bracket Wldt, Sbdc	1
▲	2 361292	(000000-) Strip, Retainer, Sbdc	1
▲	3 360933	(000000-) Skirt, Sbdc	1
▲	4 361330	(000000-) Strip, Retainer, Sbdc	1
▲	5 361331	(000000-) Strip, Retainer, Sbdc	1
▲	6 361332	(000000-) Skirt, Front, Sbdc	1
▲	7 360973	(000000-) Screw, Pan, 12-16 X 0.50, F/ Plstc	6
▲	8 24593	(000000-) Screw, Hex, .25-20 X 0.50, Fmg, Pl	17
▲	9 361329	(000000-) Seal, Sbdc	2
▲	10 361670	(000000-) Bracket, Sbdc	1
▲	11 41178	(000000-) Washer-Flt .25 Fender Pltd	4
▲	12 06943	(000000-) Screw, Hex, M6 X 1.00 X 20, 8.8	2
▲	13 08708	(000000-) Nut, Hex, Lock, M6 X 1.00, NI	2
▲	14 19324	(000000-) Washer, Flat, 10, Sae	6
▲	15 32490	(000000-) Washer, Flat, 0.25, Std	15
▲	16 03192	(000000-) Screw, Hex, M10 X 1.50 X 30, 8.8	4
▲	17 32492	(000000-) Washer, Flat, 0.38, Std	4
▲	18 07792	(000000-) Nut, Hex, Flng, M10 X 1.50	4
▲	19 39277	(000000-) Screw, Hex, M8 X 1.25 X 25, 8.8	5
▲	20 39349	(000000-) Washer, Flat, 0.31, Sae	4
▲	21 07791	(000000-) Nut, Hex, Flng, M8 X 1.25	4
▲	22 30013	(000000-) Washer, Flat, 0.31, Fendr	2
▲	23 08709	(000000-) Nut, Hex, Lock, M8 X 1.25, NI	1

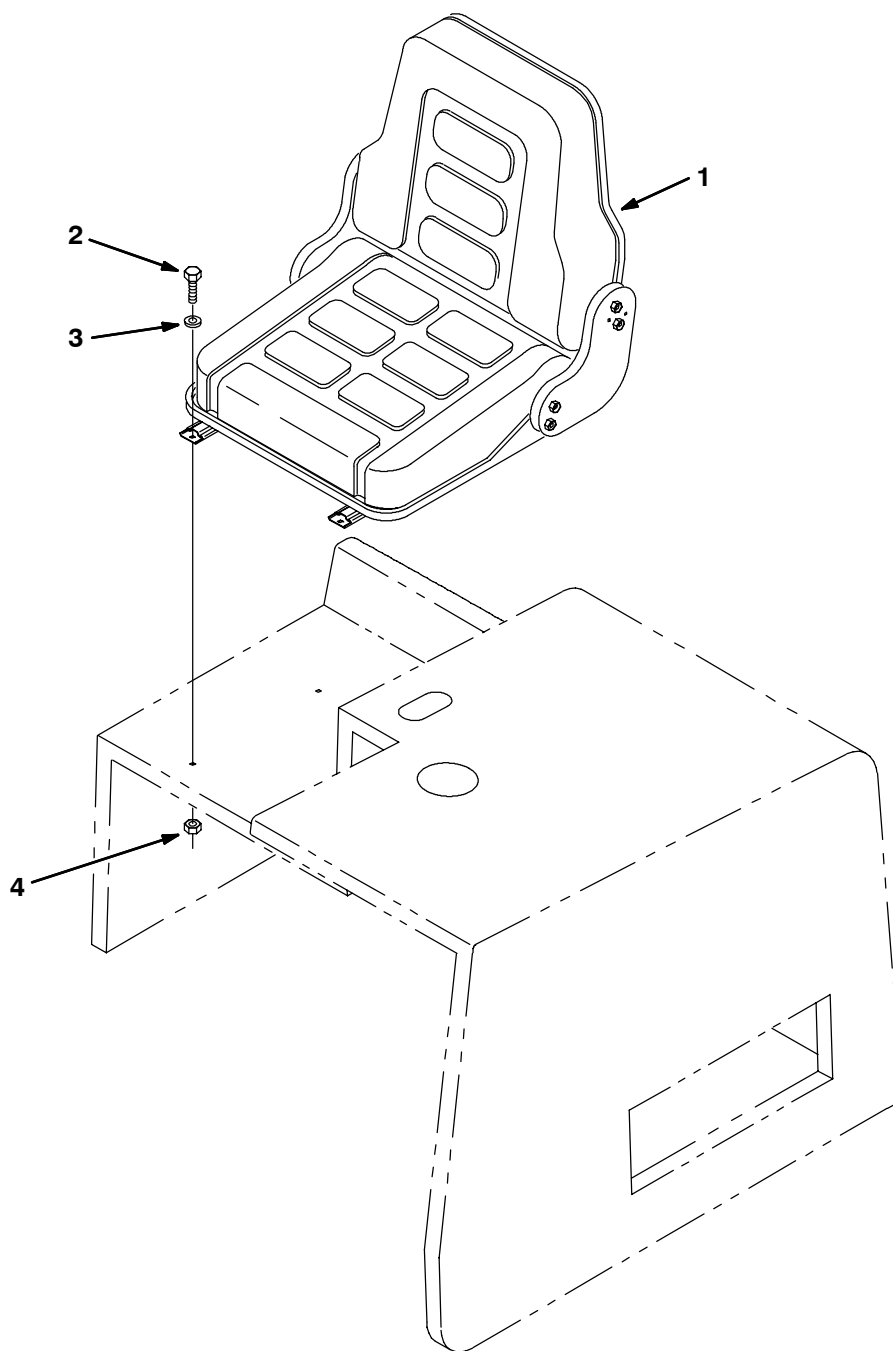
Fig. 8 - Fire Extinguisher Kit



350035 - ALL

Ref.	Part No.	Serial Number	Description	Qty.
▽	361211	(000000-) Extinguisher Kit, Fire 6400	1
▲	1 25312	(000000-) Extinguisher, Fire	1
▲	2 361210	(000000-) Plate, Fire Ext Mtg	1
▲	3 360973	(000000-) Scr-Pan 12 X.50 F/Plst PI	6
▲	4 02863	(000000-) Scr-Pnfmng 10 X 0.75 Type Ab	2

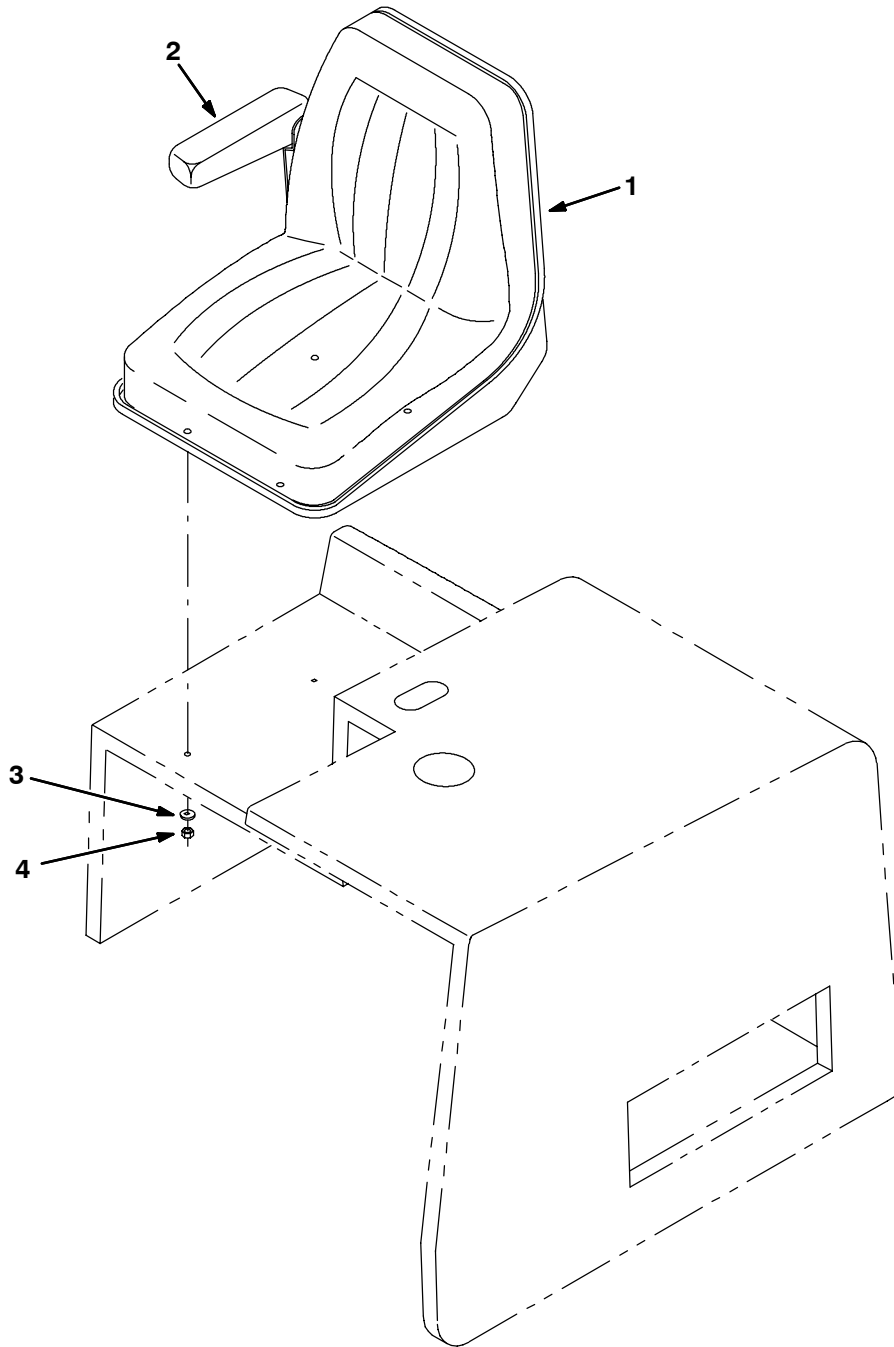
Fig. 9 - Deluxe Suspension Seat Group



350031 - ALL

Ref.	Part No.	Serial Number	Description	Qty.
1	361146	(000000-) Seat, Grammer	1
2	41342	(000000-) Screw, Hex, M8 X 1.25 X 40, 8.8	4
3	32490	(000000-) Washer, Flat, 0.25, Std	4
4	08709	(000000-) Nut, Hex, Lock, M8 X 1.25, NI	4

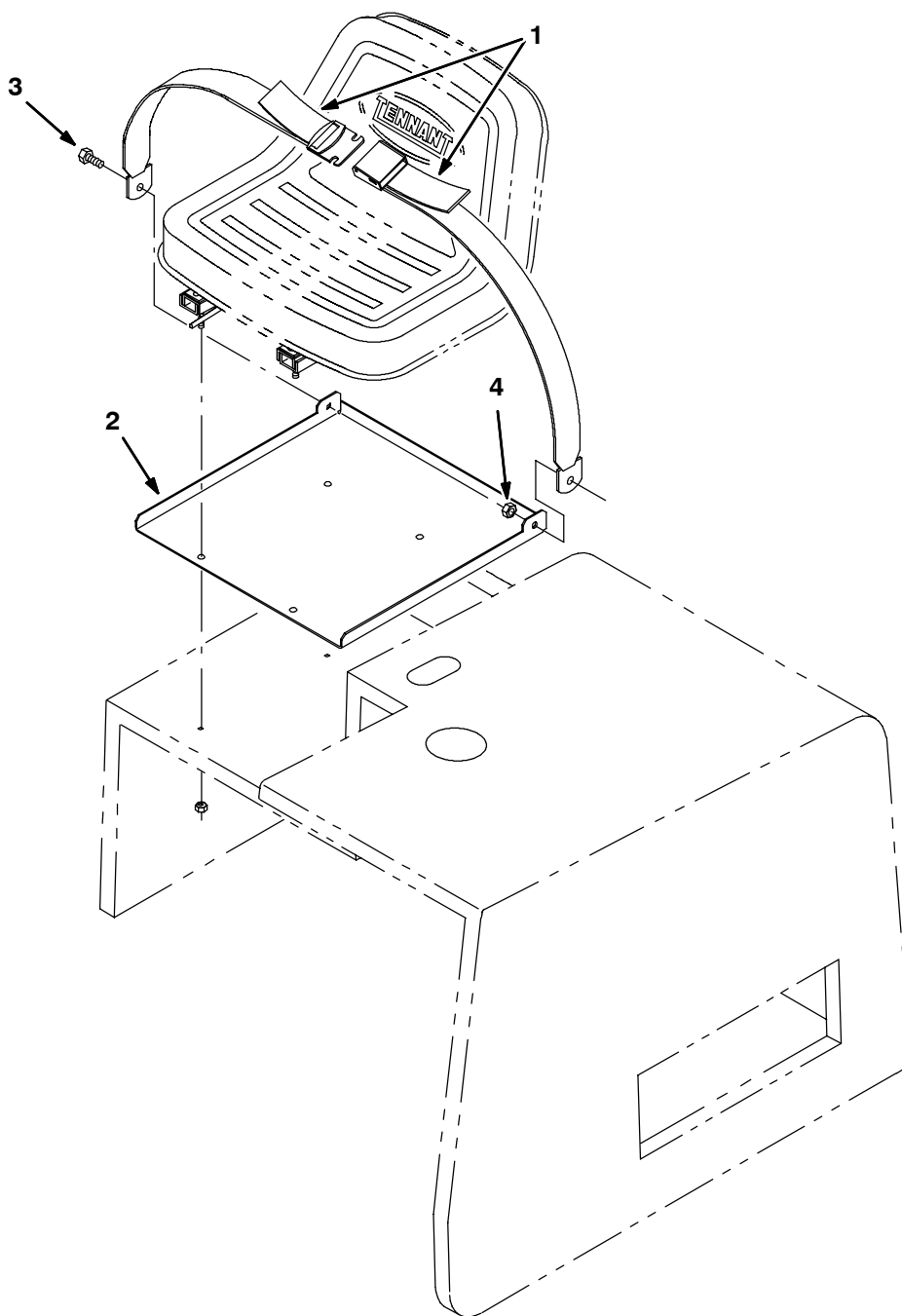
Fig. 10 - High Back Seat Group



350029 - ALL

	Ref.	Part No.	Serial Number	Description	Qty.
▽	1	77235	(000000-) Seat, Michigan	1
▲	2	369810	(000000-) Replacement Kit, Armrest	1
▲	3	32490	(000000-) Washer, Flat, 0.25, Std	4
▲	4	01760	(000000-) Nut, Hex, Lock, .31-18, NI, Thin	4

Fig. 11 - Seat Belt Kit



350033 -ALL

Ref.	Part No.	Serial Number	Description	Qty.
▽	360932	(000000-) Seat Belt Kit	1
▲	1 30533	(000000-) Belt, Seat	1
▲	2 360630	(000000-) Plate, Mtg, Seat Belt	1
▲	3 06961	(000000-) Screw, Hex, M10 X 1.50 X 20, 8.8	2
▲	4 41430	(000000-) Nut, Hex, Lock, M10 X 1.5, NI	2

Fig. 12 - Vacuum Wand Kit

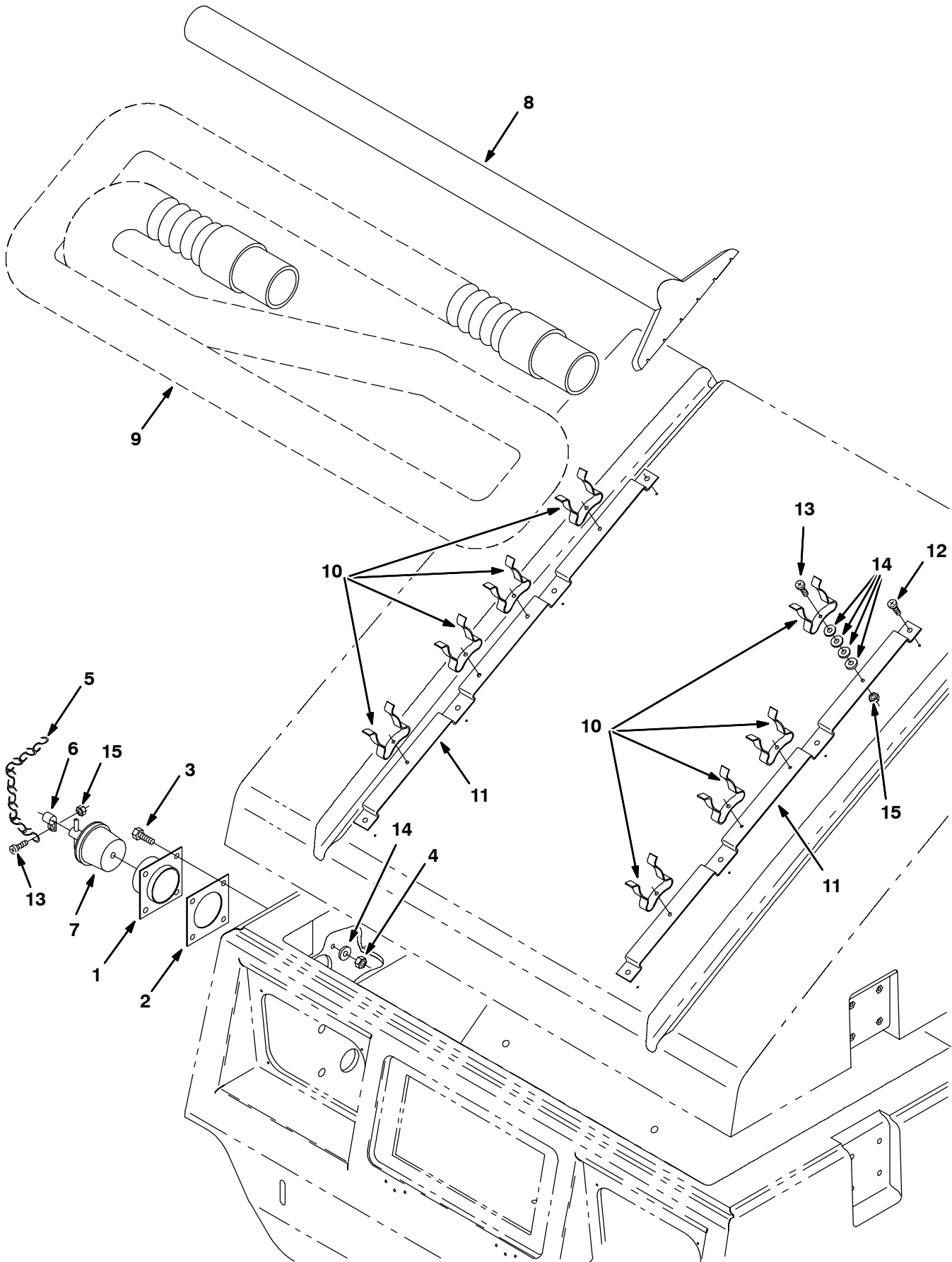
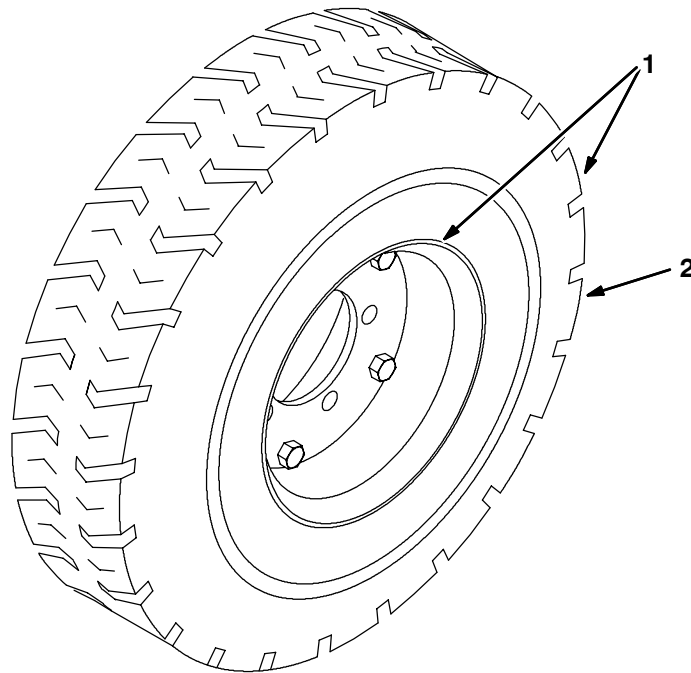


Fig. 12 - Vacuum Wand Kit

	Ref.	Part No.	Serial Number	Description	Qty.
▽		360915	(000000-) Wand Kit, Vac, 6400 Line	1
▲	1	360912	(000000-) Adaptor Wldt, Vac Wand	1
▲	2	55965	(000000-) Seal, Vac Wand	1
▲	3	09007	(000000-) Scr Hexssm 6X1.0 25	4
▲	4	08712	(000000-) Nut Hxlocnyln M 6X1.0 Reg Ss	4
▲	5	44166	(000000-) Chain,Jack#12, 6Links,Znc	1
▲	6	26395-2	(000000-) Clamp-Cable, 0.38Dia 0.38Wth	1
▲	7	42124	(000000-) Plug, Drain	1
▲	8	54012	(000000-) Wand	1
▲	9	54009	(000000-) Hose&2Cuff Assy,Vinyl2.0ld10Ft	1
▲	10	67004	(000000-) Clip-Finger Grip	8
▲	11	360938	(000000-) Bracket, Vac Wand	2
▲	12	360943	(000000-) Scr-Pan 10-14X0.75 F/Plst PI	8
▲	13	06927	(000000-) Screw, Pan, Phl, M4 X 0.70 X 16, 4.8	9
▲	14	19066	(000000-) Washer, Flat, 10	36
▲	15	02850	(000000-) Nut, Hex, Lock, M4 X 0.70, NI	9

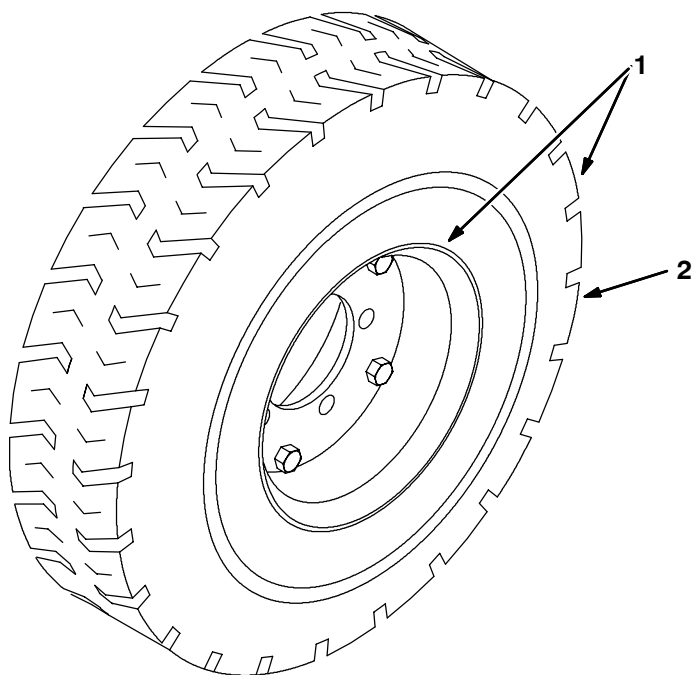
Fig. 13 - Soft Ride Non-Marking Tire and Wheel Assembly, Rear



350173 - IC

	Ref.	Part No.	Serial Number	Description	Qty.
▽	1	360295	(000000-) Tire and Wheel Assembly, Non-Marking Solid	1
▲	2	360163	(000000-) Tire, 4.00X8-3.75 Sol. Non-Mark	1

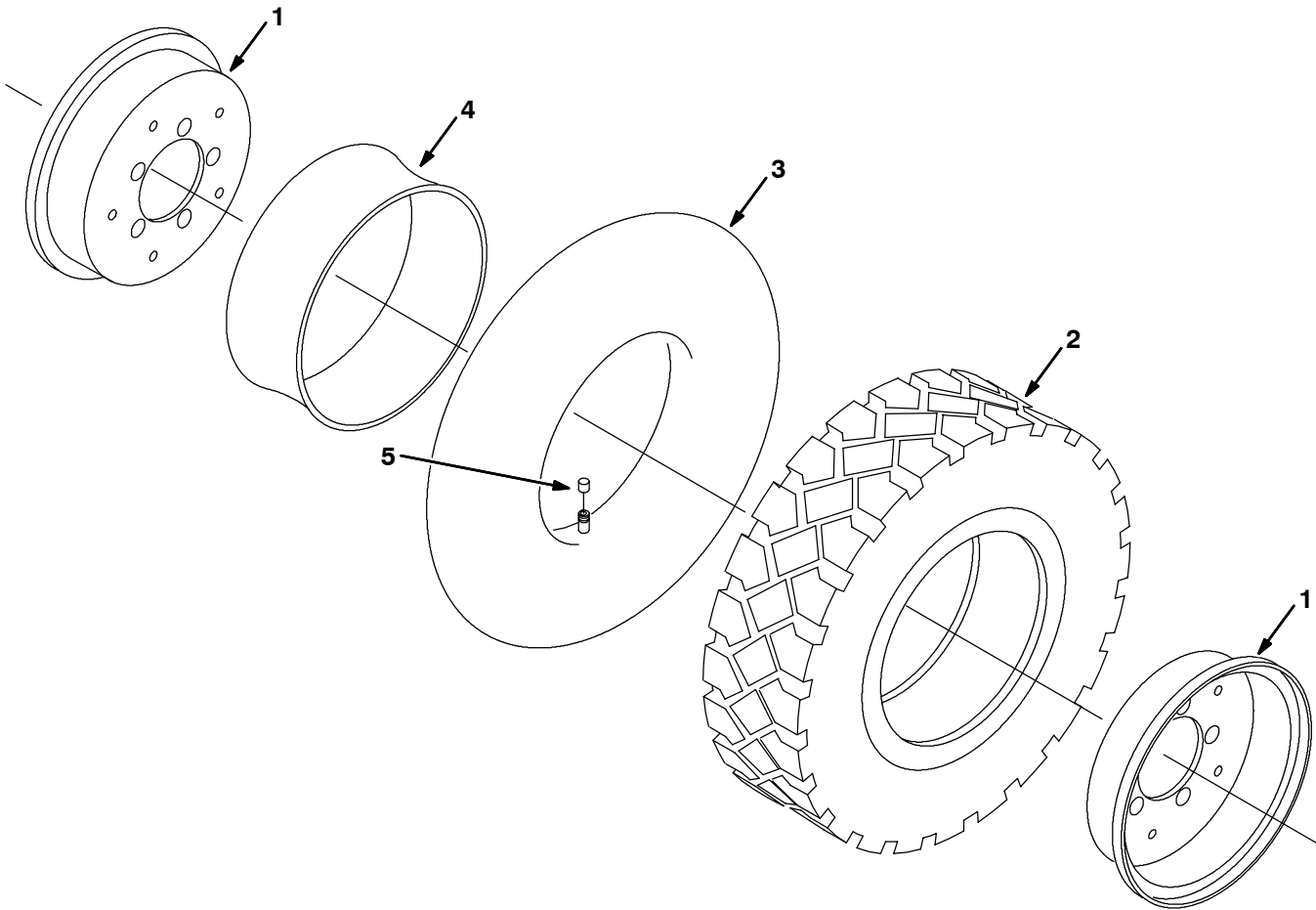
Fig. 14 - Soft Ride Puncture Proof Tire and Wheel Assembly, Rear



350173 - IC

	Ref.	Part No.	Serial Number	Description	Qty.
▽	1	360296	(000000-) Tire and Wheel Assy 4.00-8 Solid	1
▲	2	360162	(000000-) Tire, 4.00X8-3.75 Solid	1

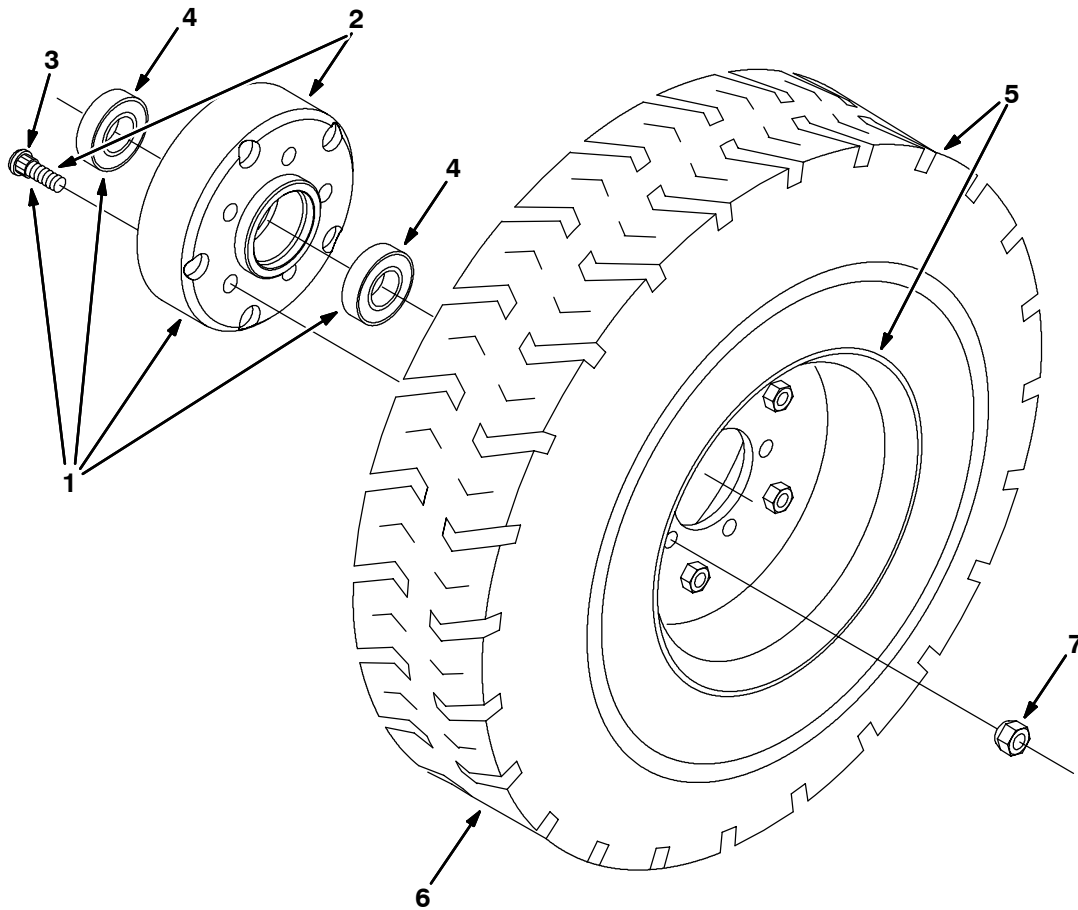
Fig. 15 - Radial Tire and Wheel Assembly, Rear



10932 - IC

Ref.	Part No.	Serial Number	Description	Qty.
▽	361069	(000000-) Tire and Wheel Assembly 16X6 RS Radial	1
▲	1 366104	(000000-) Rim Assembly	1
▲▽	366093	(000000-) Tire, Tube & Flap Assy	1
▲▲	2 360300	(000000-) Tire, 150/75R8 Pneumatic	1
▲▲	3 361077	(000000-) Tube, Tire-Inner 16X6-8	1
▲▲	4 366092	(000000-) Flap, Tire 2F 500	1
▲	5 45786	(000000-) Cap, Valve Stem	1

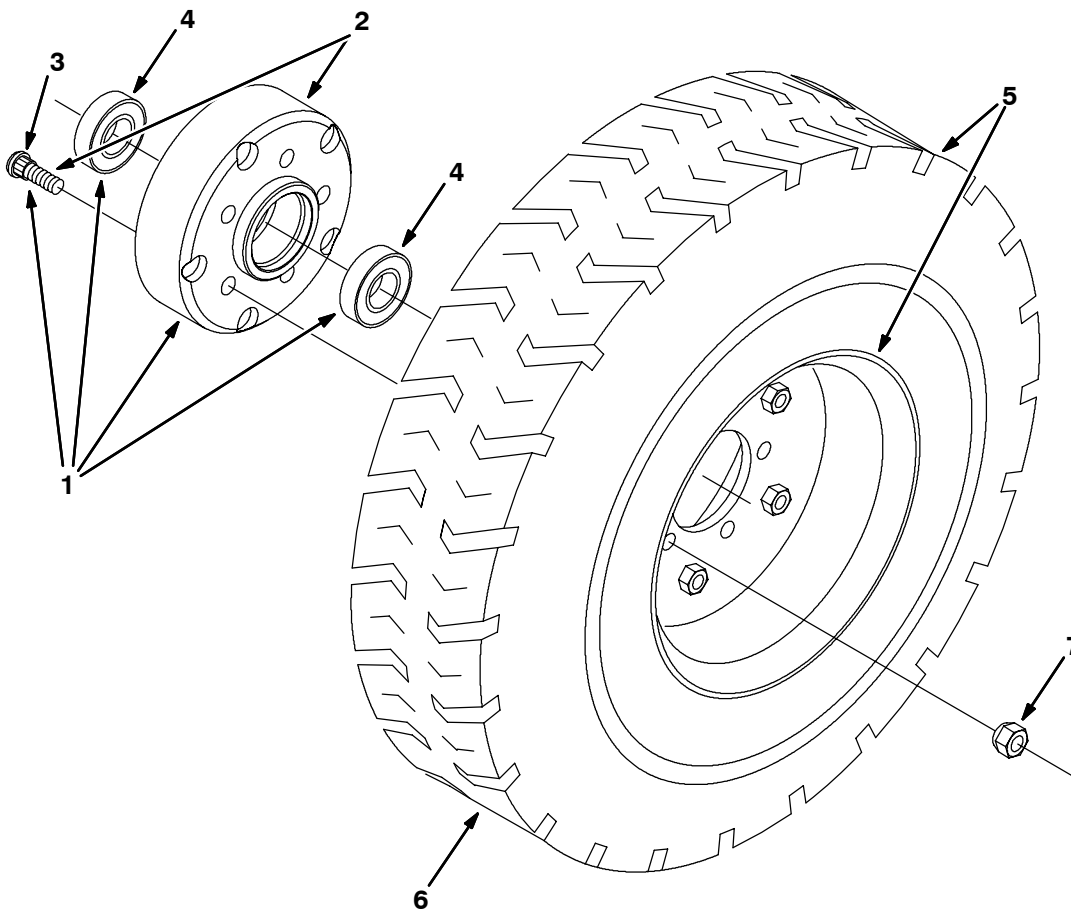
Fig. 16 - Soft Ride Non-Marking Tire and Wheel Kit, Front



352043 - IC

Ref.	Part No.	Serial Number	Description	Qty.
▽	366119	(000000-) Wheel and Tire Kit, Non-Mark Solid, Front	1
▲▽	1 366107	(000000-) Hub Assembly	2
▲▲	2 375001	(000000-) Hub, Wheel w/studs	1
▲▲	3 32126	(000000-) Stud, Wheel .50-20 X 1.50	5
▲▲	4 360074	(000000-) Bearing, Ball, 1.18B 2.44D 0.6	2
▲▽	5 366118	(000000-) Tire Assembly, Non-Mark - Rework	2
▲▲	6 360163	(000000-) Tire, 4.00 X 8-3.75 Sol. Non-Mark	1
▲	7 24339	(000000-) Nut-Wheel .50-20 60 Angle	1

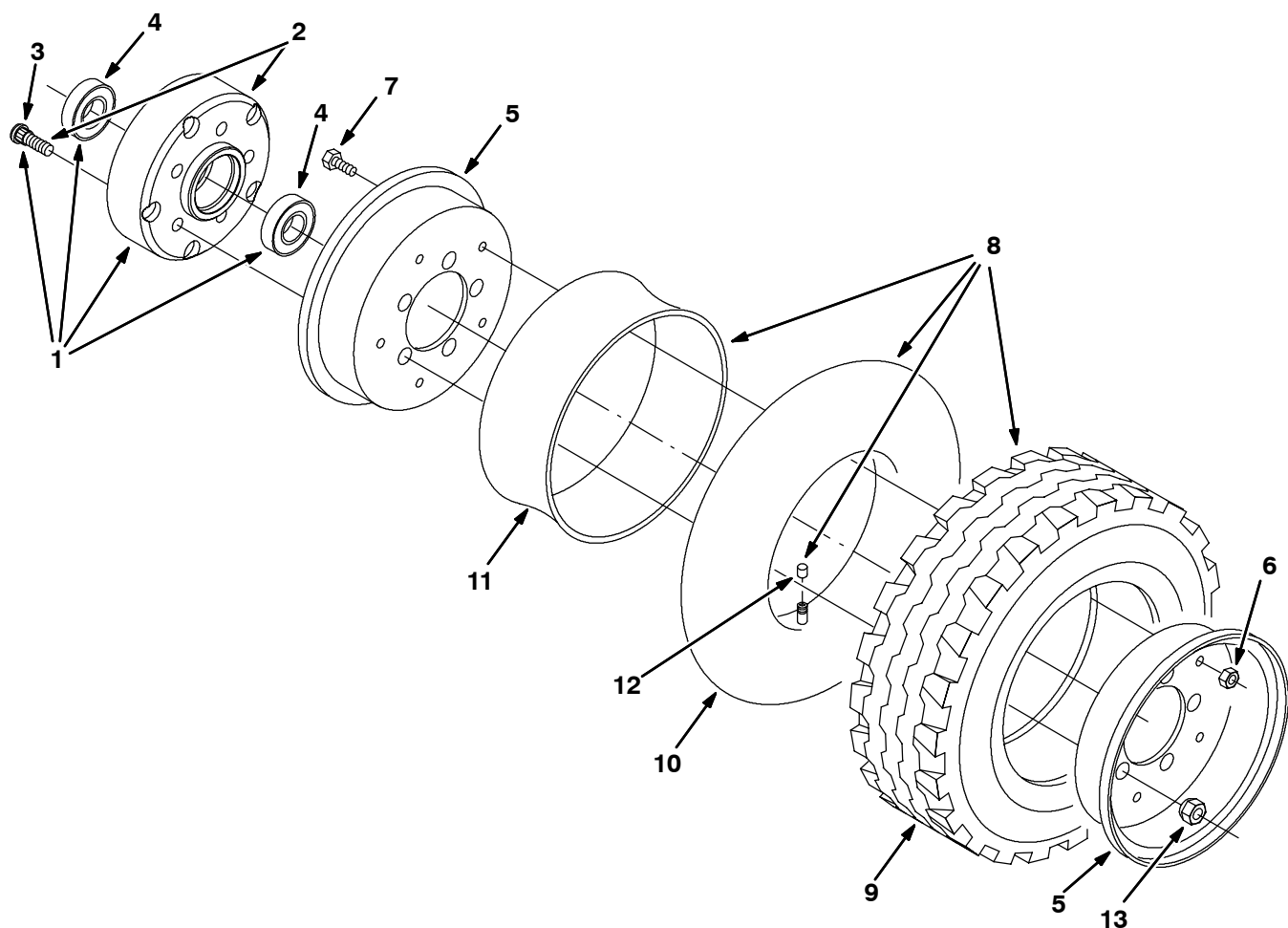
Fig. 17 - Soft Ride Puncture Proof Tire and Wheel Kit, Front



352043 - IC

Ref.	Part No.	Serial Number	Description	Qty.
▽	366116	(000000-) Wheel and Tire Kit, Soft Ride, Front	1
▲▽	1 366107	(000000-) Hub Assembly	2
▲▲	2 375001	(000000-) Hub, Wheel w/studs	1
▲▲	3 32126	(000000-) Stud, Wheel .50-20 X 1.50	5
▲▲	4 360074	(000000-) Bearing, Ball, 1.18B 2.44D 0.6	2
▲▽	5 366117	(000000-) Tire, Assembly, Soft Ride - Rework	2
▲▲	6 360162	(000000-) Tire, 4.00 X 8-3.75 Sol. Non-Mark	1
▲	7 24339	(000000-) Nut-Wheel .50-20 60 Angle	1

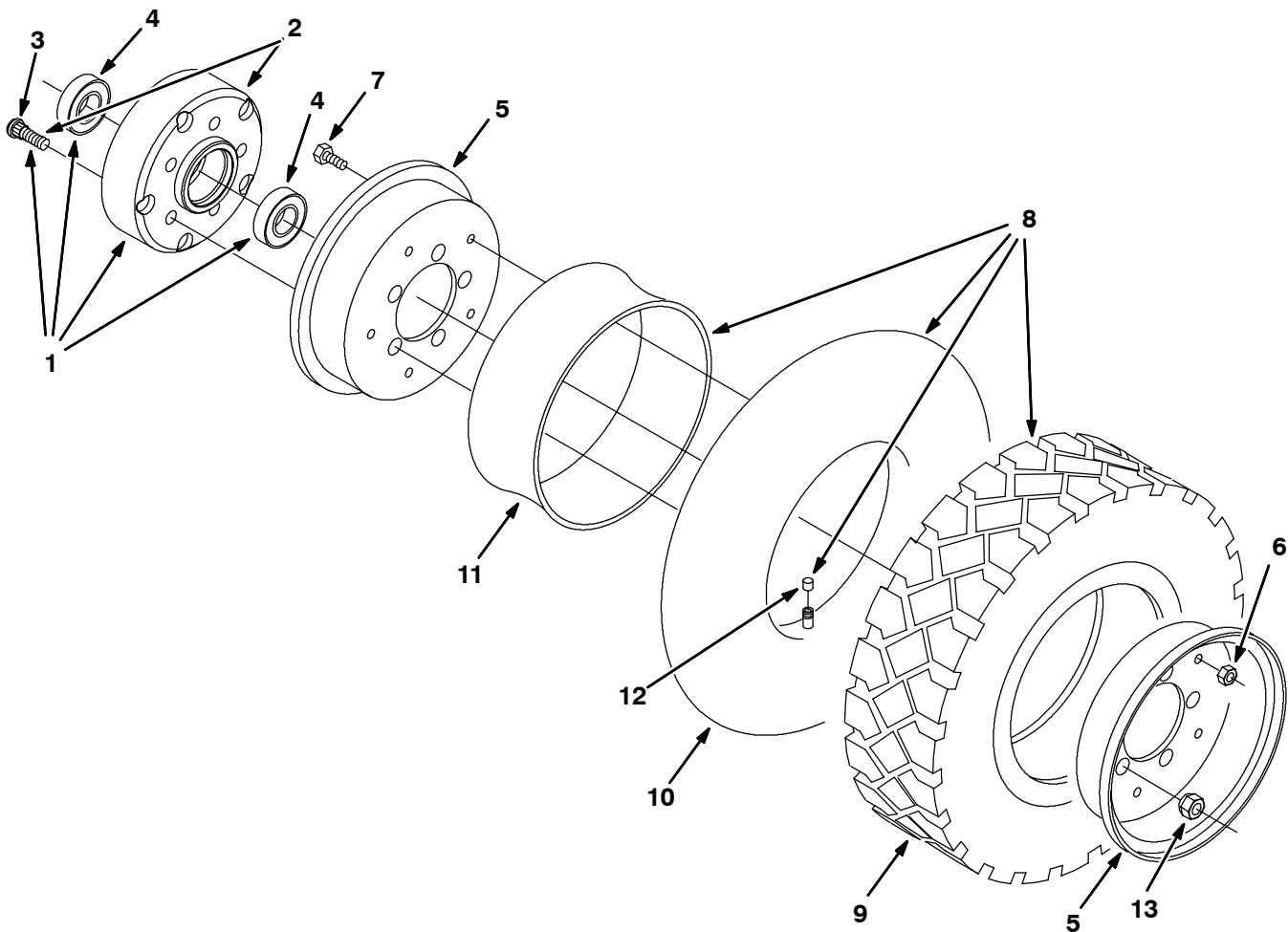
Fig. 18 - Bias Tire and Wheel Kit, Front



352047 - IC

Ref.	Part No.	Serial Number	Description	Qty.
▽	366111	(000000-) Wheel and Tire Kit, Bias Front	1
▲▽	1 366107	(000000-) Hub Assembly	2
▲▲	2 375001	(000000-) Hub, Wheel w/studs	1
▲▲	3 32126	(000000-) Stud, Wheel .50-20 X 1.50	5
▲▲	4 360074	(000000-) Bearing, Ball, 1.18B 2.44D 0.6	2
▲▽	366113	(000000-) Tire/wheel Assy, 16x6-8 10pr	2
▲▲	5 366104	(000000-) Rim Assy, 4.25" Bead X .188 Stl	1
▲▲	6 08714	(000000-) Nut, Hex, Lock, M10 X 1.5, NI, Ss	5
▲▲	7 39283	(000000-) Screw, Hex, M10 X 1.50 X 25, 8.8	5
▲▲	8 366094	(000000-) Tire, Tube & Flap Assy	1
▲▲	9 361081	(000000-) Tire	1
▲▲	10 361077	(000000-) Tube, Tire-Inner 16X6-8	1
▲▲	11 366092	(000000-) Flap, Tire 2F 500	1
▲▲	12 45786	(000000-) Cap, Valve Stem	1
▲	13 24339	(000000-) Nut-Wheel .50-20 60 Angle	10

Fig. 19 - Radial Tire and Wheel Kit, Front



352049 - IC

Ref.	Part No.	Serial Number	Description	Qty.
▽	366112	(000000-) Wheel and Tire Kit, Radial Front	1
▲▽	1 366107	(000000-) Hub Assembly	2
▲▲	2 375001	(000000-) Hub, Wheel w/studs	1
▲▲	3 32126	(000000-) Stud, Wheel .50-20 X 1.50	5
▲▲	4 360074	(000000-) Bearing, Ball, 1.18B 2.44D 0.6	2
▲▽	366114	(000000-) Tire and Wheel Assembly, 16x6 RS Radial	2
▲▲	5 366104	(000000-) Rim Assembly	1
▲▲	6 08714	(000000-) Nut, Hex, Lock, M10 X 1.5, NI, Ss	1
▲▲	7 39283	(000000-) Screw, Hex, M10 X 1.50 X 25, 8.8	1
▲▲	8 366093	(000000-) Tire, Tube & Flap Assy	1
▲▲	9 360300	(000000-) Tire, 150/75R8 Pneumatic	1
▲▲	10 361077	(000000-) Tube, Tire-Inner 16X6-8	1
▲▲	11 366092	(000000-) Flap, Tire 2F 500	1
▲▲	12 45786	(000000-) Cap, Valve Stem	1
▲	13 24339	(000000-) Nut-Wheel .50-20 60 Angle	10

Fig. 20 - Documentation Group

07501 - G, LP, LIQ, NA

Ref.	Part No.	Serial Number	Description	Qty.
	MM429	(000000-) Manual Pkg 6400G-Liq	1
	MM433	(000000-) Manual, Service 6400G/D	1
	1041866	(000000-) Video, Oprtr, Dvd [6400ic]	1
	MM429ES	(000000-) Manual, Operator 6400G-Liq, Spanish	1
	MM429FR	(000000-) Manual, Operator 6400G-Liq, French	1
	330715	(000000-) Manual, Cd-Rom, Service, All	1
	385999	(000000-) Manual, Eng Service, Kubota	1

SECTION 4

Contents	Page
Fig. 1 - Hydraulic Piston Pump Breakdown, 361010	4-2
Fig. 2 - Hydraulic Gear Motor Breakdown, 361014	4-4
Fig. 3 - Hydraulic Gear Motor Breakdown, 361021	4-6
Fig. 4 - Hydraulic Gear Motor Breakdown, 361025	4-8
Fig. 5 - Hydraulic Gear Pump Breakdown, 361018	4-10
Fig. 6 - Hydraulic Control Valve Breakdown, 361012	4-12
Fig. 7 - Hydraulic Solenoid Control Valve Breakdown, 361019	4-14
Fig. 8 - Hydraulic Cylinder Breakdown, 361013	4-16
Fig. 9 - Hydraulic Steering Valve Breakdown, 71713	4-18
Fig. 10 - Hydraulic Solenoid Control Valve Breakdown, 1048820	4-20

Fig. 1 - Hydraulic Piston Pump Breakdown, 361010

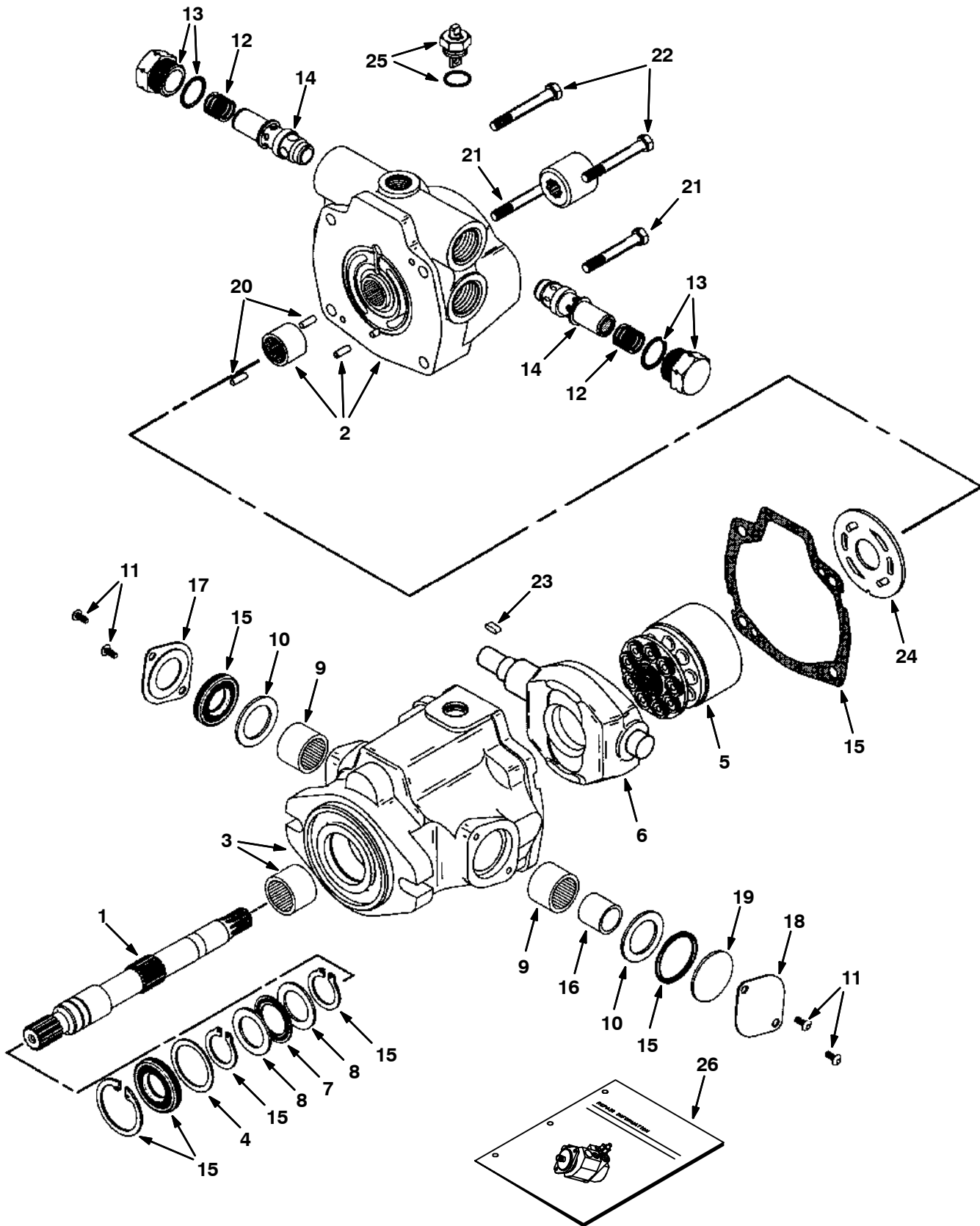


Fig. 1 - Hydraulic Piston Pump Breakdown, 361010

	Ref.	Part No.	Serial Number	Description	Qty.
▽		361010	(000000-) Pump, Hyd Piston V 1.24 R 2000	1
▲	1	21925	(000000-) Shaft, Drive	1
▲	2	21926	(000000-) Backplate Assy	1
▲	3	21927	(000000-) Pump Housing Assy	1
▲	4	70096	(000000-) Washer	1
▲	5	21963	(000000-) Rotating Kit	1
▲	6	57897	(000000-) Camplate	1
▲	7	74225	(000000-) Bearing, Thrust	1
▲	8	74226	(000000-) Race, Bearing	2
▲	9	02709	(000000-) Bearing Cam	2
▲	10	70097	(000000-) Washer	2
▲	11	61891	(000000-) Screws	4
▲	12	74229	(000000-) Spring	2
▲	13	74230	(000000-) Plug S/A	2
▲	14	60587	(000000-) Relief Valve	2
▲	15	70103	(000000-) Seal Kit, Pump	1
▲	16	02705	(000000-) Race, Inner Bearing	1
▲	17	52386	(000000-) Cover	1
▲	18	70098	(000000-) Cover, Trunion	1
▲	19	70099	(000000-) Cover, O-Ring	1
▲	20	70100	(000000-) Pin, Dowel	2
▲	21	21928	(000000-) Screw, Cap	2
▲	22	21929	(000000-) Screw, Cap	2
▲	23	74237	(000000-) Key	1
▲	24	74180	(000000-) Plate, Valve	1
▲	25	74469	(000000-) Valve, Dump	1
▲	26	74248	(000000-) Repair Info, Pump	1

Fig. 2 - Hydraulic Gear Motor Breakdown, 361014

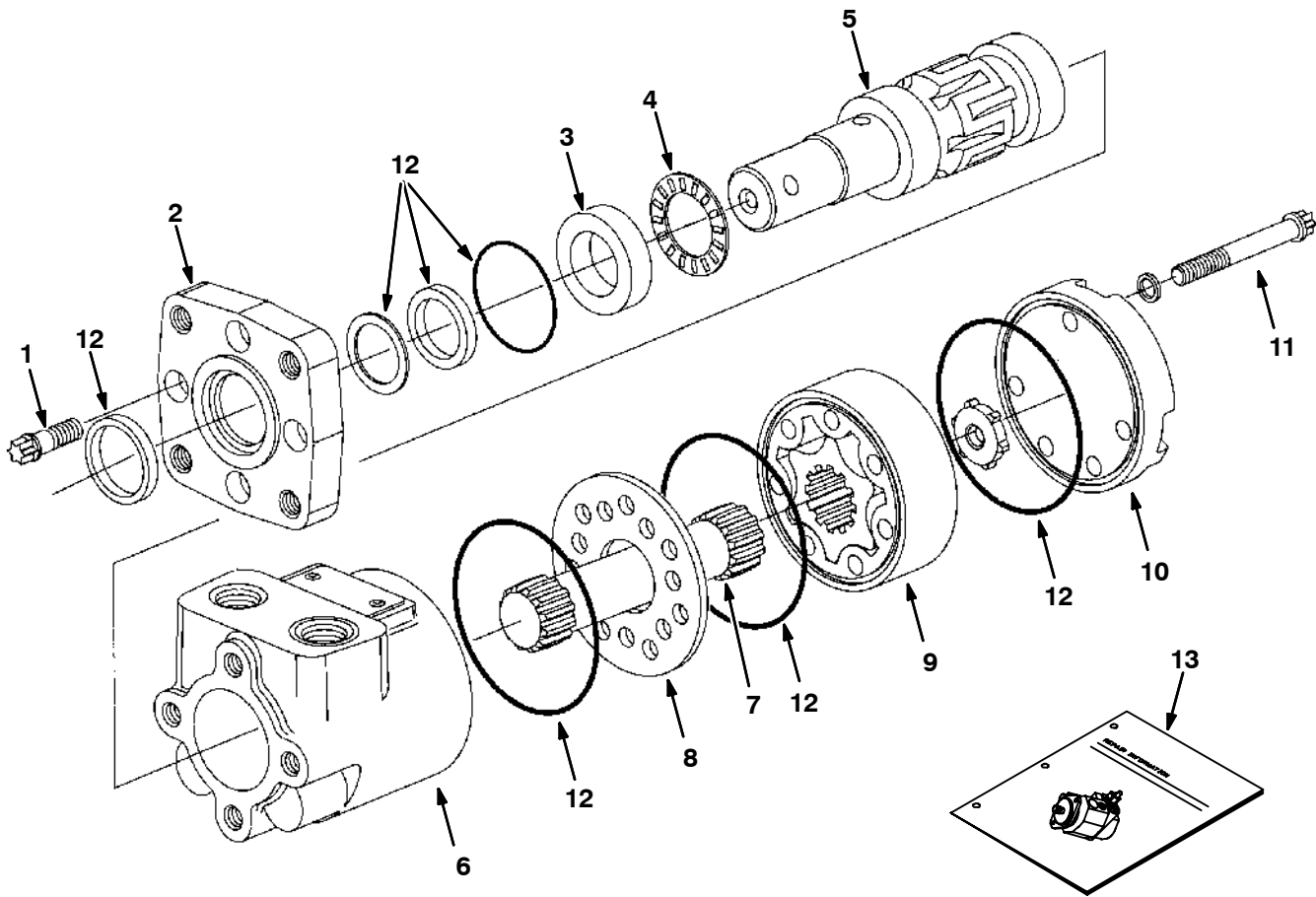


Fig. 2 - Hydraulic Gear Motor Breakdown, 361014

	Ref.	Part No.	Serial Number	Description	Qty.
▽		361014	(000000-) Motor, Hyd Gear In 09.7 B 1500	1
▲	1	37555	(000000-) Screw	4
▲	2	31354	(000000-) Flange Mounting	1
▲	3	16695	(000000-) Race Thrust	1
▲	4	45628	(000000-) Thrust Bearing	1
▲	5	31373	(000000-) Shaft, Output	1
▲	6	74100	(000000-) Housing	1
▲	7	21959	(000000-) Drive	1
▲	8	74094	(000000-) Spacer Plate	1
▲	9	38263	(000000-) Geroter	1
▲	10	65230	(000000-) Cap, End	1
▲	11	21960	(000000-) Cap Screw	5
▲	12	28835	(000000-) Seal Kit, Motor A/H-Stnd	1
	13	74250	(000000-) Instr. Repair Info, Motor	1

Fig. 3 - Hydraulic Gear Motor Breakdown, 361021

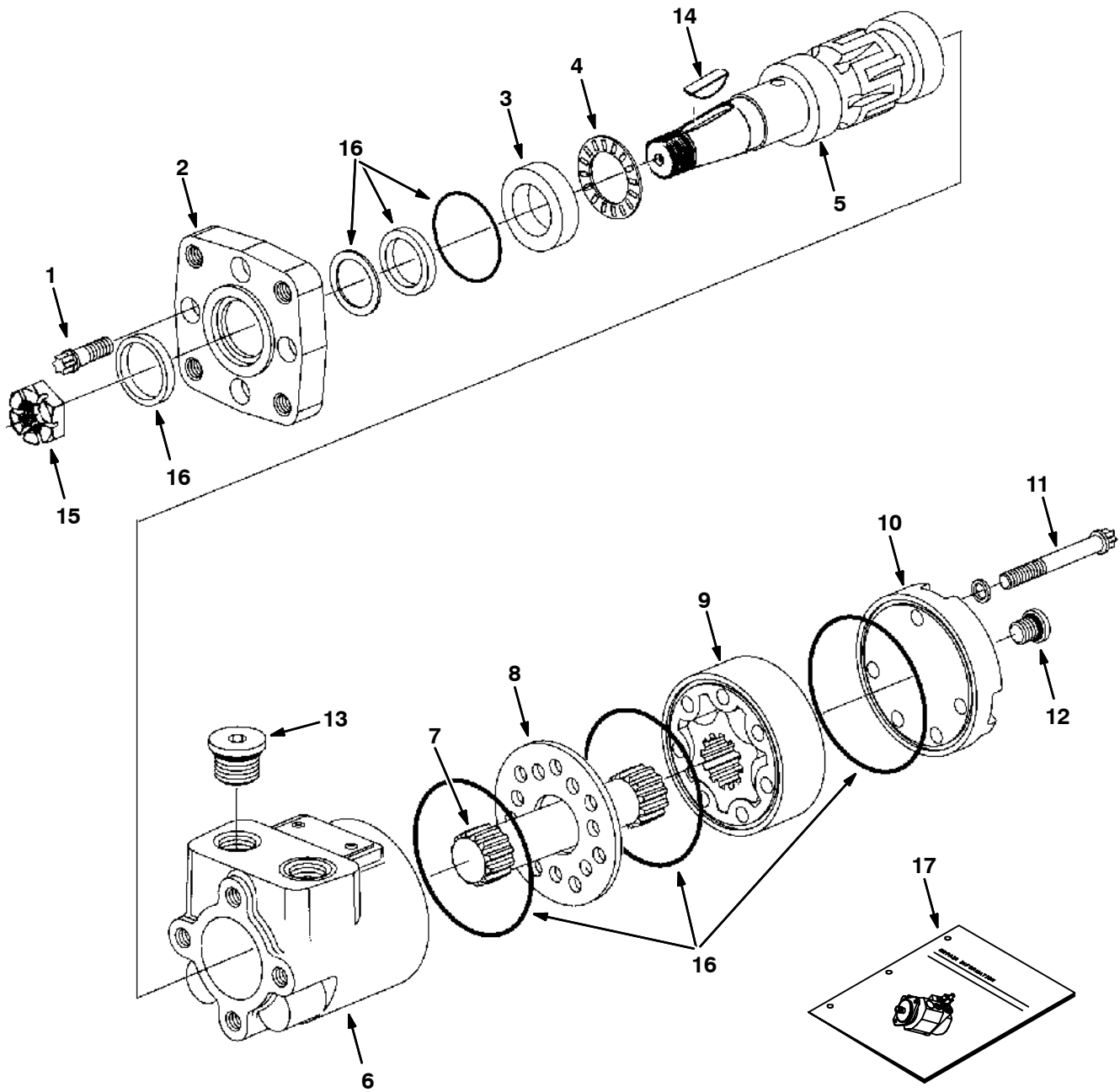


Fig. 3 - Hydraulic Gear Motor Breakdown, 361021

Ref.	Part No.	Serial Number	Description	Qty.
▽	361021	(000000-) Motor, Hyd Gear In 02.2 B 1500	1
▲	1 37555	(000000-) Screw	4
▲	2 31354	(000000-) Flange Mounting	1
▲	3 16695	(000000-) Race Thrust	1
▲	4 45628	(000000-) Thrust Bearing	1
▲	5 31375	(000000-) Shaft, Output	1
▲	6 74100	(000000-) Housing	1
▲	7 34176	(000000-) Drive	1
▲	8 74094	(000000-) Spacer Plate	1
▲	9 65229	(000000-) Gerotor Set	1
▲	10 74095	(000000-) End Cap	1
▲	11 74174	(000000-) Cap, Screw	5
▲	12 74098	(000000-) Plug #4	1
▲	13 74099	(000000-) Plug #10	2
▲	14 00500-15	(000000-) Key-Wdruff 0.25 1.00 Asa#0808	1
▲	15 39527	(000000-) Nut-Hxslot .75-16 Pltd	1
▲	16 28835	(000000-) Seal Kit, Motor A/H-Stnd	1
	17 74250	(000000-) Instr. Repair Info, Motor	1

Fig. 4 - Hydraulic Gear Motor Breakdown, 361025

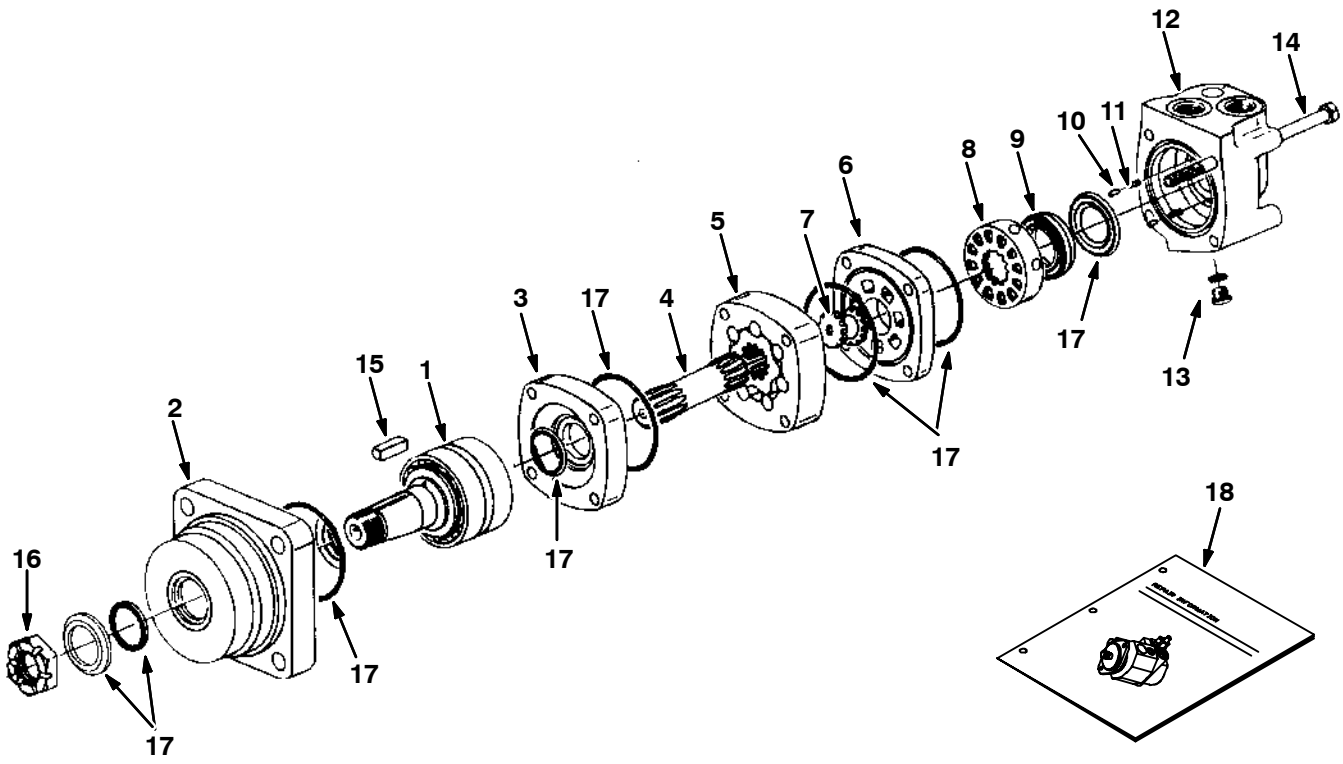


Fig. 4 - Hydraulic Gear Motor Breakdown, 361025

	Ref.	Part No.	Serial Number	Description	Qty.
▽		361025	(000000-) Motor, Hyd Gear In 18.6 B 3000	1
▲	1	21951	(000000-) Shaft/Brg Kit	1
▲	2	21952	(000000-) Housing, Brg	1
▲	3	51417	(000000-) Plate	1
▲	4	02603	(000000-) Drive	1
▲	5	02645	(000000-) Geroler	1
▲	6	02646	(000000-) Valve Plate	1
▲	7	57370	(000000-) Valve Drive	1
▲	8	02647	(000000-) Valve	1
▲	9	57373	(000000-) Balance Ring	1
▲	10	57374	(000000-) Pin	2
▲	11	57375	(000000-) Spring	2
▲	12	74119	(000000-) Housing, Valve	1
▲	13	74098	(000000-) Plug #4	1
▲	14	74120	(000000-) Bolt	4
▲	15	38315	(000000-) Key	1
▲	16	38490	(000000-) Nut	1
▲	17	21953	(000000-) Seal Kit, Mtr	1
	18	79729	(000000-) Repair Info, Motor	1

Fig. 5 - Hydraulic Gear Pump Breakdown, 361018

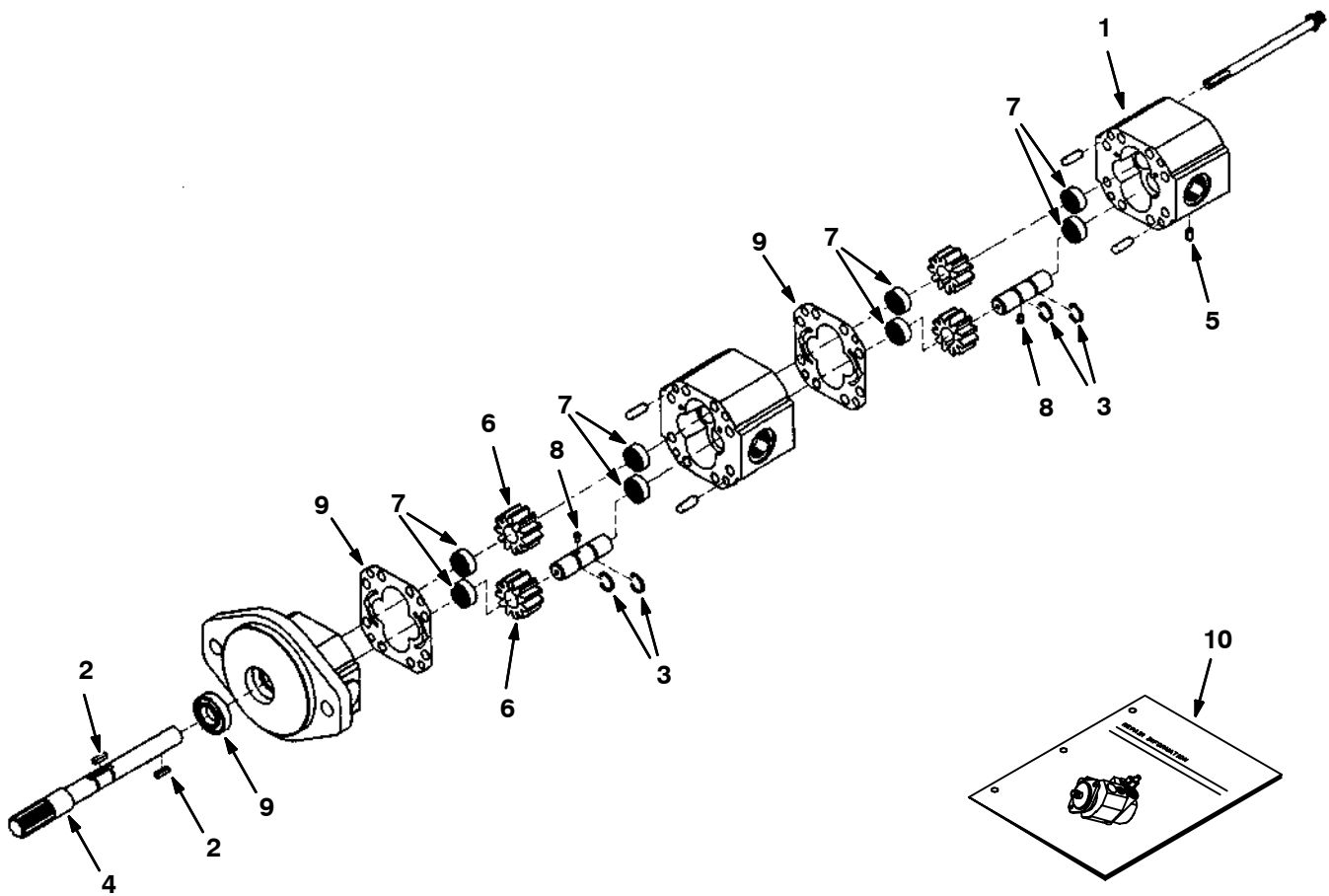


Fig. 5 - Hydraulic Gear Pump Breakdown, 361018

	Ref.	Part No.	Serial Number	Description	Qty.
▽		361018	(000000-) Pump, Hyd Gear Ex2 0.39 R 1600	1
▲	1	21978	(000000-) End Housing	1
▲	2	21980	(000000-) Key, Square	2
▲	3	21981	(000000-) Crescent Ring	6
▲	4	21982	(000000-) Drive Shaft	1
▲	5	21983	(000000-) Plug, Lee	1
▲	6	21984	(000000-) Gear, Gc .750	2
▲	7	21985	(000000-) Bearing, Needle	8
▲	8	21993	(000000-) Pin, Drive	2
▲	9	SK2561	(000000-) Seal Kit-Hyd. Motor, Brns & Mte	1
	10	IB2561	(000000-) Instr Motor Seal Kit	1

Fig. 6 - Hydraulic Control Valve Breakdown, 361012

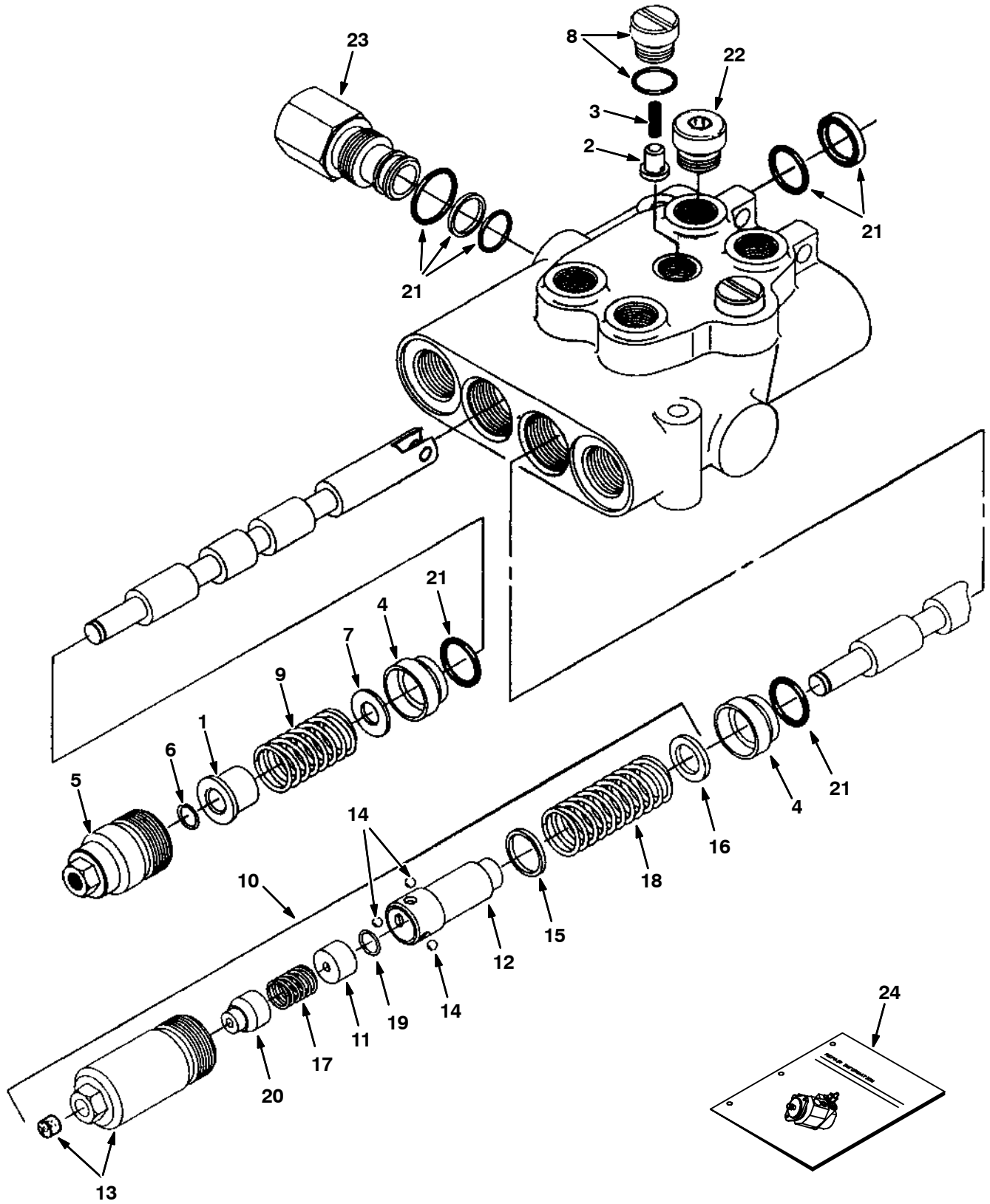


Fig. 6 - Hydraulic Control Valve Breakdown, 361012

	Ref.	Part No.	Serial Number	Description	Qty.
▽		361012	(000000-) Valve, Hyd Control Man	1
▲	1	79785	(000000-) Spacer	1
▲	2	79786	(000000-) Plunger	2
▲	3	79787	(000000-) Spring	2
▲	4	79788	(000000-) Bushing	2
▲	5	79789	(000000-) Cap Assembly	1
▲	6	79792	(000000-) Ring, Retaining	1
▲	7	79794	(000000-) Washer	1
▲	8	79795	(000000-) Plug & O-Ring	2
▲	9	79796	(000000-) Spring	1
▲▽	10	79814	(000000-) Kit, Detent In	1
▲▲	11	79801	(000000-) Spacer	1
▲▲	12	79802	(000000-) Detent Adaptr	1
▲▲	13	21961	(000000-) Cap Assembly	1
▲▲	14	79804	(000000-) Ball	3
▲▲	15	79805	(000000-) Washer	1
▲▲	16	79806	(000000-) Washer	1
▲▲	17	79807	(000000-) Spring	1
▲▲	18	79808	(000000-) Spring	1
▲▲	19	79792	(000000-) Ring, Retaining	1
▲▲	20	79800	(000000-) Cone	1
▲	21	79812	(000000-) Seal Kit, Vlv	1
▲	22	13904	(000000-) Plug Gage #6	2
	23	361028	(000000-) Plug Assy,Byd	1
	24	79820	(000000-) Instr. Valve Repair Info	1

Fig. 7 - Hydraulic Solenoid Control Valve Breakdown, 361019

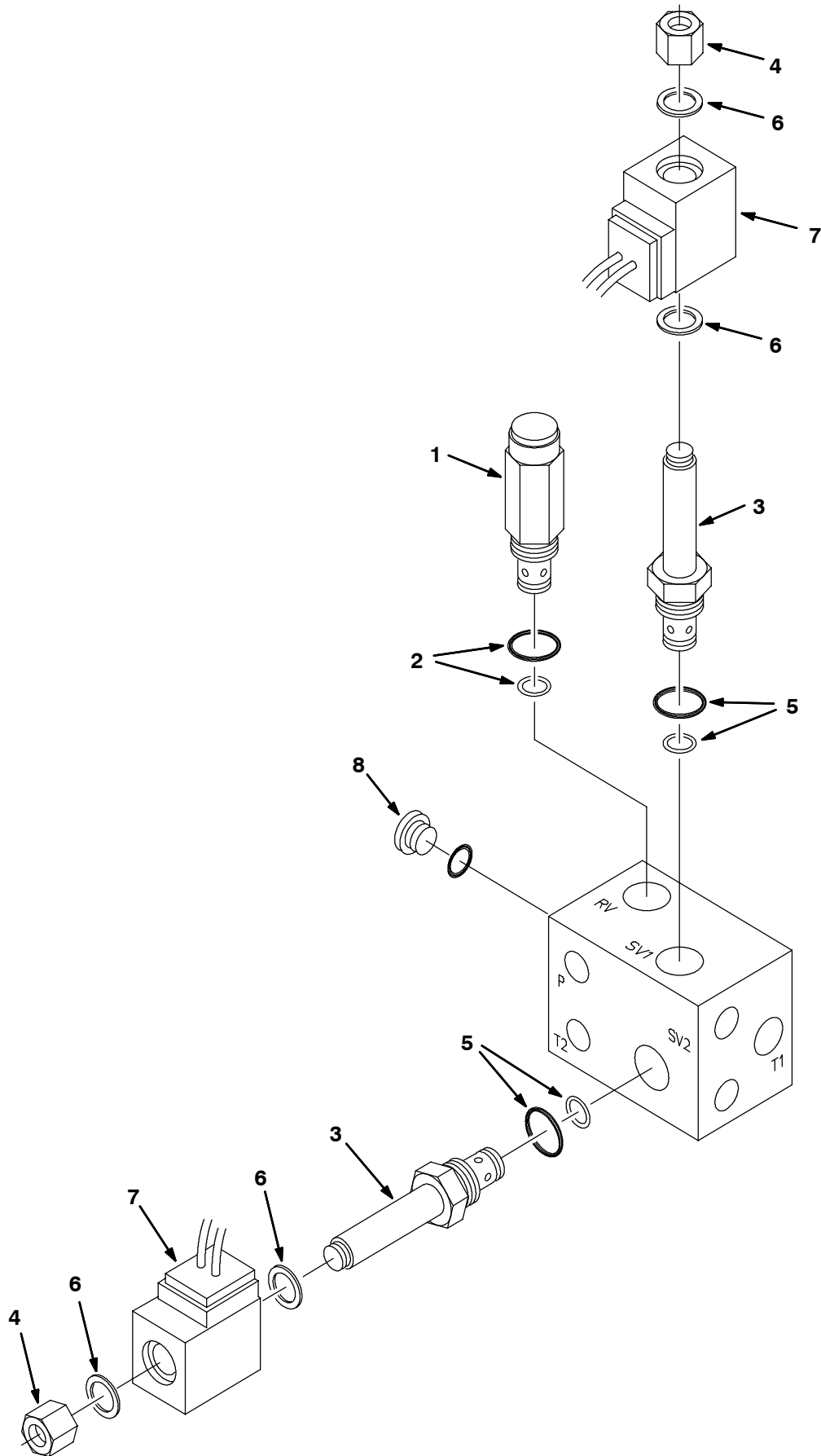


Fig. 7 - Hydraulic Solenoid Control Valve Breakdown, 361019

	Ref.	Part No.	Serial Number	Description	Qty.
▽		361019	(000000-) Valve, Hyd Cntrl Sol	1
▲▽	1	21948	(000000-) Cart, PSI CN CP	1
▲▲	2	79711	(000000-) Seal Kit, Cart Cp	1
▲▽	3	79739	(000000-) Valve Stem N.O. Cp	2
▲▲	4	79731	(000000-) Nut, Cart., Lng Cp	1
▲▲	5	79711	(000000-) Seal Kit, Cart Cp	1
▲▲	6	79740	(000000-) Seal Kit, Coil Cp	1
▲	7	21917	(000000-) Coil, 12V	2
▲	8	13904	(000000-) Plug #6	1

Fig. 8 - Hydraulic Cylinder Breakdown, 361013

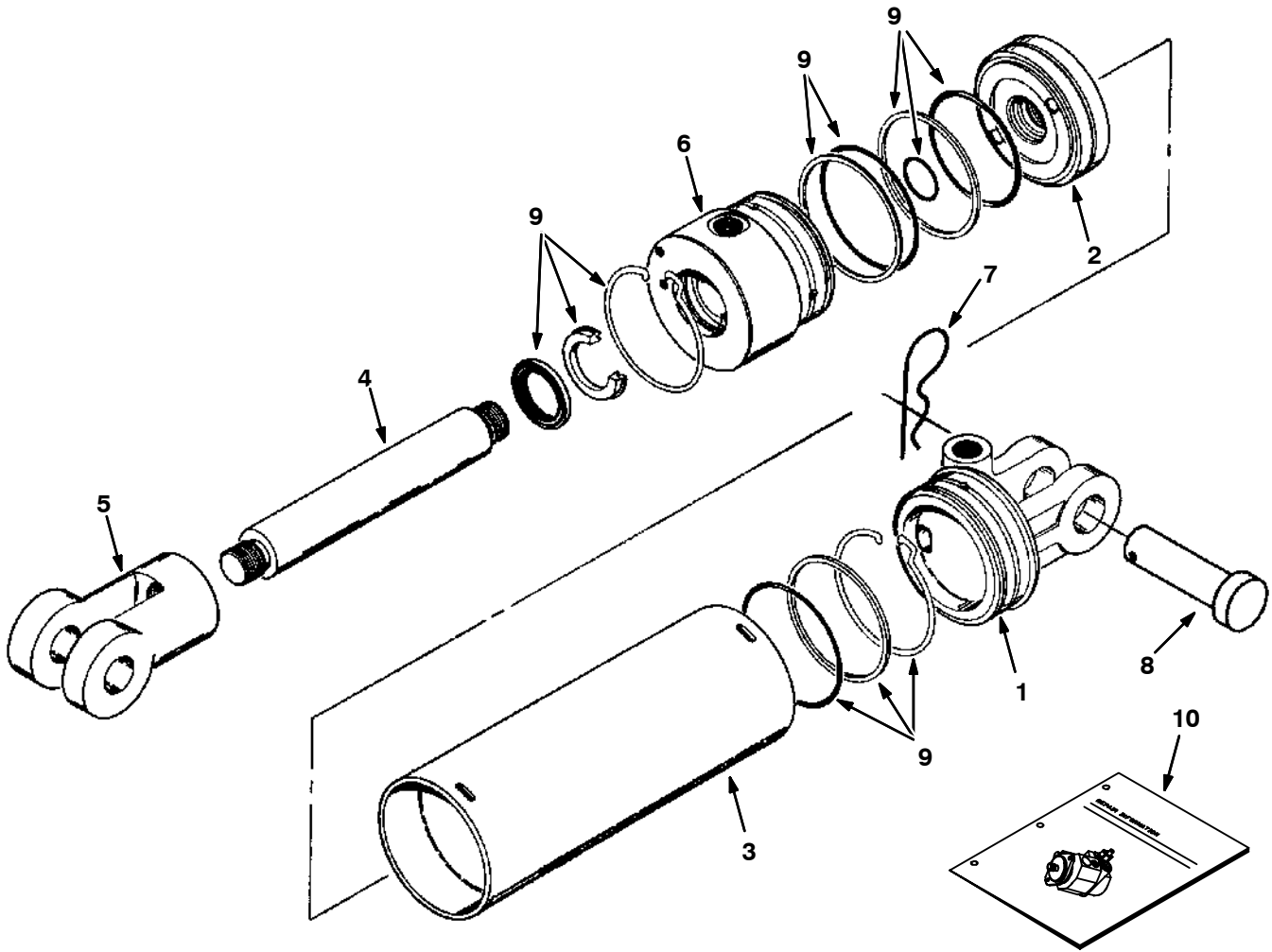


Fig. 8 - Hydraulic Cylinder Breakdown, 361013

	Ref.	Part No.	Serial Number	Description	Qty.
▽		361013	(000000-) Cylinder, Hyd 2.5B 13.5S 2500	1
▲	1	21964	(000000-) Head	1
▲	2	21965	(000000-) Piston	1
▲	3	21966	(000000-) Barrel	1
▲	4	21967	(000000-) Piston Rod	1
▲	5	21972	(000000-) Rod End	1
▲	6	21973	(000000-) Bearing	1
▲	7	87851	(000000-) Keeper	1
▲	8	21974	(000000-) Clevis Pin	1
▲	9	48577	(000000-) Seal Kit	1
	10	79784	(000000-) Repair Info,Cyl	1

Fig. 9 - Hydraulic Steering Valve Breakdown, 71713

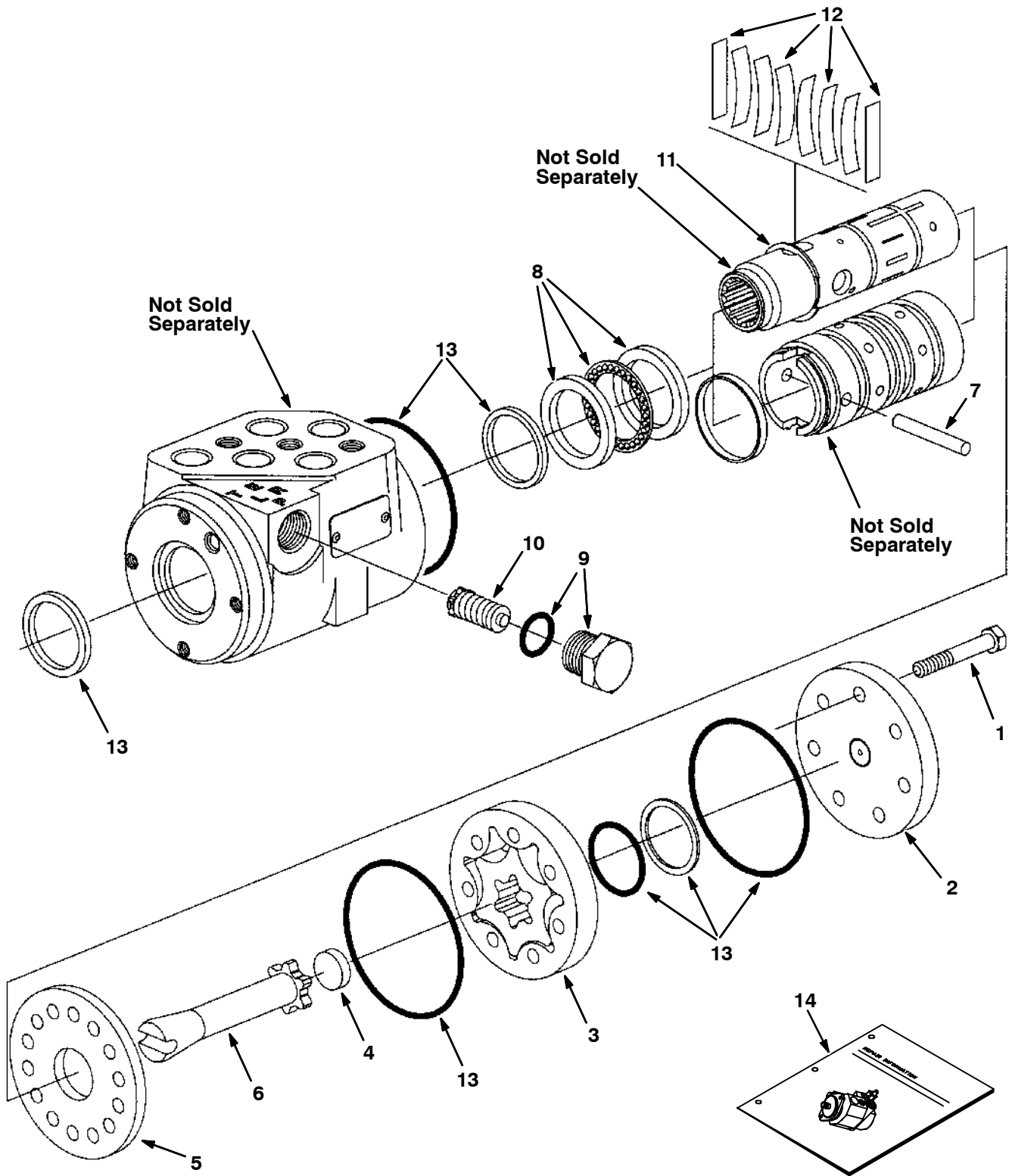


Fig. 9 - Hydraulic Steering Valve Breakdown, 71713

	Ref.	Part No.	Serial Number	Description	Qty.
▽		71713	(000000-) Steer Control, Hyd#2 06.1 1160	1
▲	1	74183	(000000-) Screw, Cap	7
▲	2	74185	(000000-) Cap, End	1
▲	3	74192	(000000-) Gerotor	1
▲	4	74193	(000000-) Spacer	1
▲	5	74222	(000000-) Plate, Wear	1
▲	6	74231	(000000-) Drive	1
▲	7	74232	(000000-) Pin	1
▲	8	21935	(000000-) Bearing Kit	1
▲	9	21933	(000000-) Plug Assembly	1
▲	10	21934	(000000-) Relief Vlv Assy	1
▲	11	74243	(000000-) Ring, Retaining	1
▲	12	74196	(000000-) Spring Kit	1
▲	13	74244	(000000-) Seal Kit, Stg	1
▲	14	74245	(000000-) Instr.Repair Info	1

Fig. 10 - Hydraulic Solenoid Control Valve Breakdown, 1048820

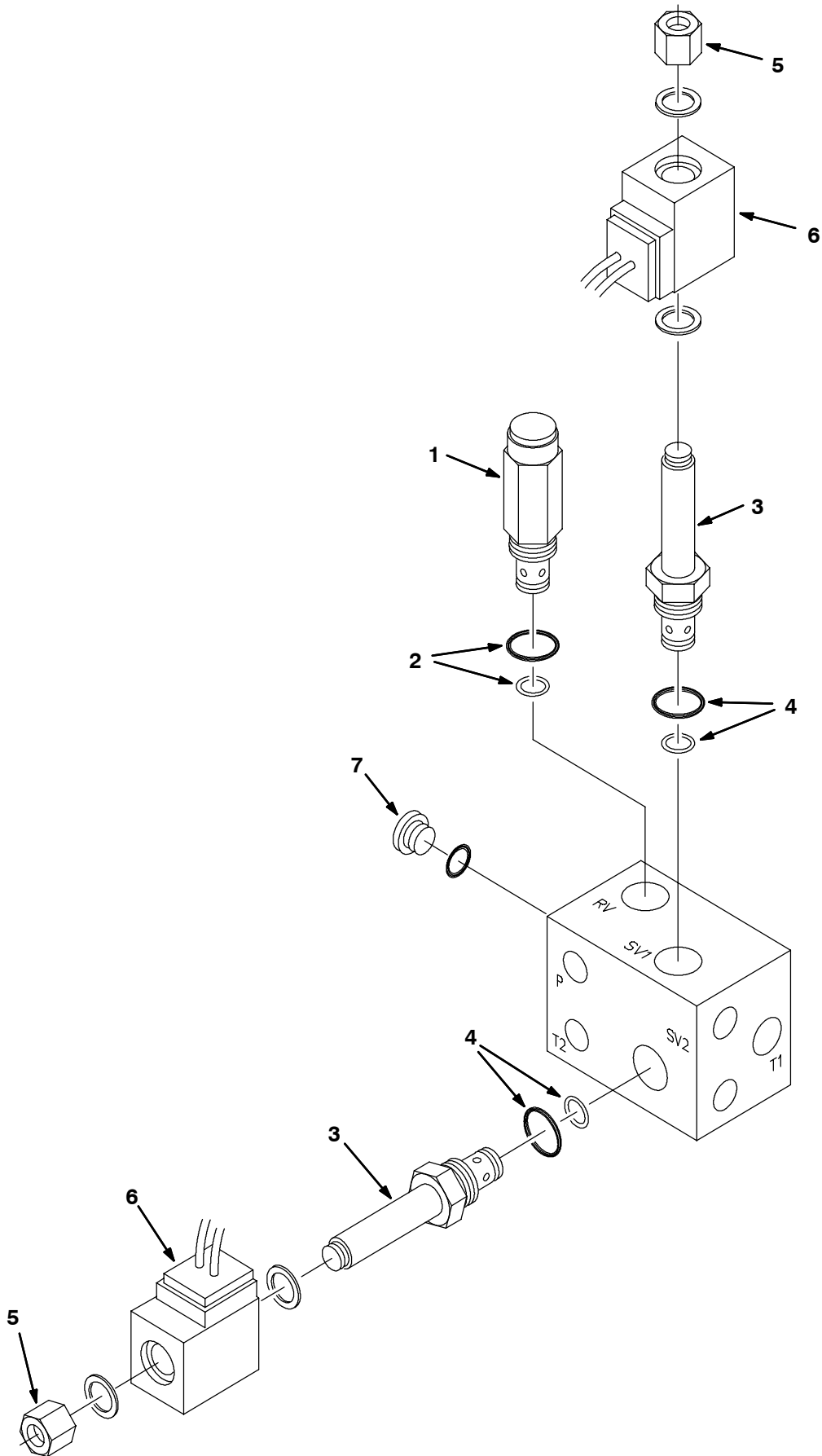


Fig. 10 - Hydraulic Solenoid Control Valve Breakdown, 1048820

	Ref.	Part No.	Serial Number	Description	Qty.
▽		1048820	(000000-) Valve, Cntrl, Hyd, Solenoid, 12vdc 06gpm	1
▲▽	1	1050810	(000000-) Valve, Cartridge, Psi	1
▲▲	2	1050780	(000000-) Seal Kit, Cartridg	1
▲▽	3	1050812	(000000-) Stem, Valve, Hyd	2
▲▲	4	1050780	(000000-) Seal Kit, Cartridge	1
▲▲	5	1050811	(000000-) Nut, Valve, Cartridge	1
▲	6	1050809	(000000-) Solenoid, Valve, Hyd, 36vdc	1
▲	7	1050813	(000000-) Fitting, Plug, Org, #6, Valve	2

SECTION 5

Contents	Page
Fig. 1 - Crankcase Group	5-2
Fig. 2 - Oil Pan Group	5-4
Fig. 3 - Cylinder Head Group	5-5
Fig. 4 - Gear Case Group	5-6
Fig. 5 - Head Cover Group (Old Style) (Serial Number 000000-003426)	5-7
Fig. 6 - Head Cover Group (New Style) (Serial Number 003427)	5-8
Fig. 7 - Dipstick and Guide Group	5-9
Fig. 8 - Main Bearing Case Group	5-10
Fig. 9 - Camshaft Group	5-11
Fig. 10 - Flywheel Group	5-12
Fig. 11 - Piston and Crankshaft Group	5-13
Fig. 12 - Fuel Camshaft Group	5-14
Fig. 13 - Carburetor Group	5-16
Fig. 14 - Governor Group	5-18
Fig. 15 - Fork Lever Group	5-19
Fig. 16 - Speed Control Lever Group	5-20
Fig. 17 - Spark Plug and Distributor Group ...	5-21
Fig. 18 - Distributor Group	5-22
Fig. 19 - Ignition Coil Group	5-23
Fig. 20 - Alternator and Pulley Group	5-24
Fig. 21 - Starter Group	5-25
Fig. 22 - Water Flange and Thermostat Group	5-26
Fig. 23 - Water Pump and Fan Group	5-27
Fig. 24 - Water Pipe Group	5-28
Fig. 25 - Valve and Rocker Arm Group	5-29
Fig. 26 - Exhaust Manifold Group	5-30
Fig. 27 - Inlet Manifold Group	5-31

Fig. 1 - Crankcase Group

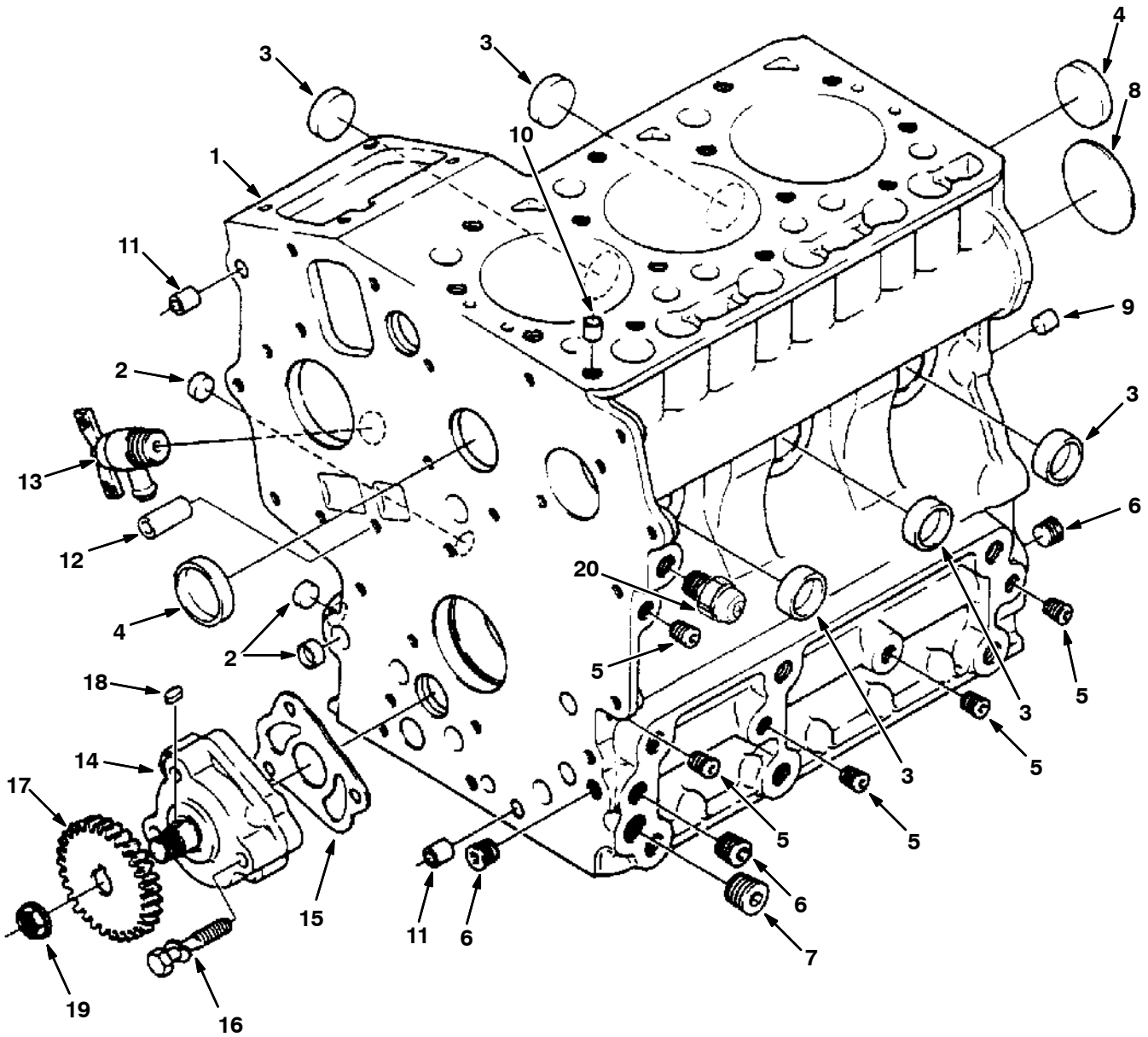
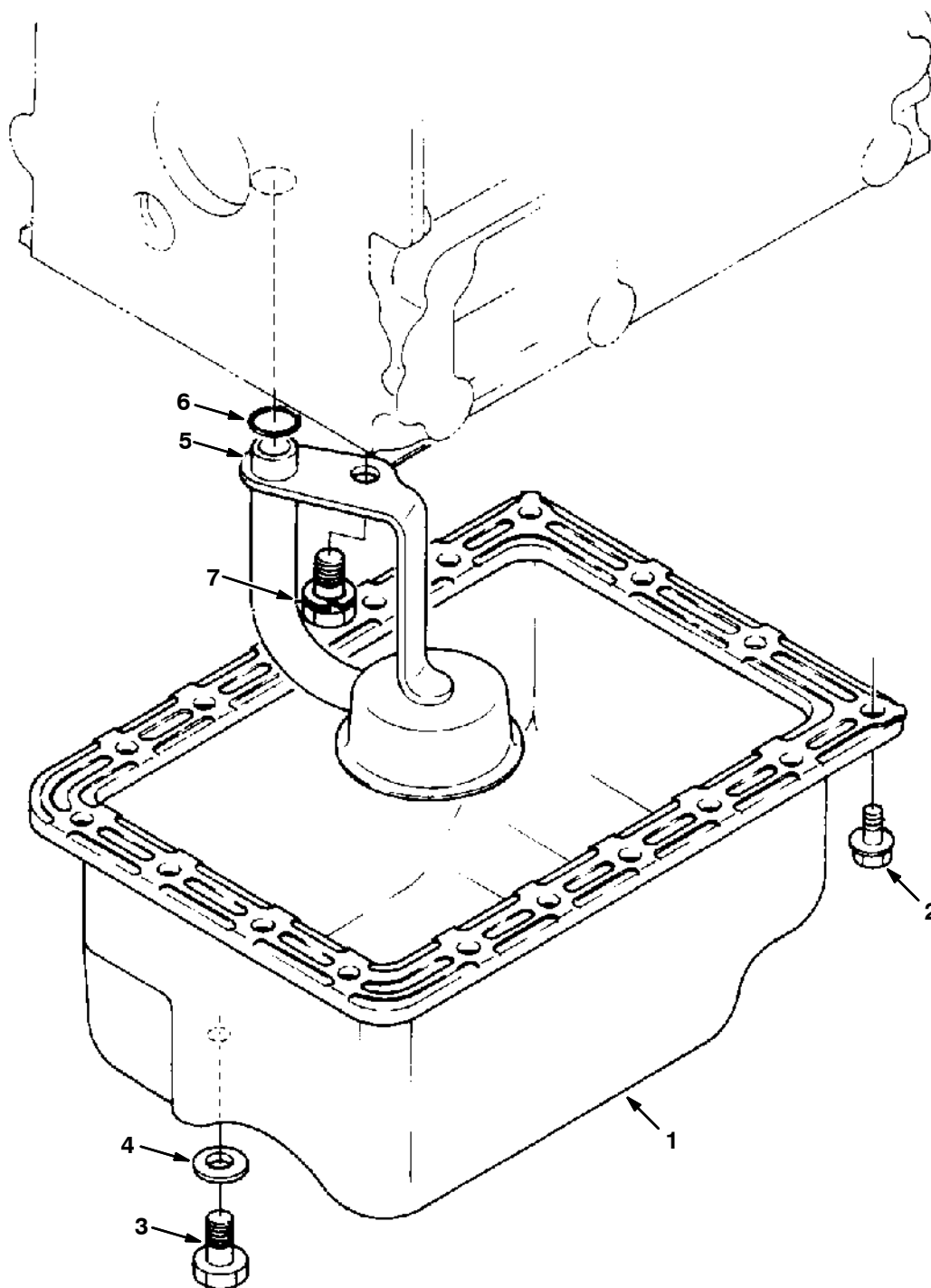


Fig. 1 - Crankcase Group

	Ref.	Part No.	Description	Qty.
▽	1	361500	Crankcase Assy	1
▲	2	361642	Sealing Cap	3
▲	3	361643	Sealing Cap	5
▲	4	70998	Cap, Sealing	2
▲	5	39088	Plug, Pin	5
▲	6	39051	Plug, Pin	3
▲	7	39052	Plug	1
▲	8	51285	Plug	1
▲	9	71988	Pin, Straight	2
▲	10	39060	Pin, Pipe	1
▲	11	361371	Pin, Pipe	2
▲	12	361652	Pipe Pin	2
	13	70888	Draincock Asy	1
	14	361636	Oil Pump Assy	1
	15	361612	Gskt, Oil Pump	1
	16	361586	Bolt	3
	17	361575	Drv Gear, Oilpmp	1
	18	40203	Key Feather	1
	19	361449	Nut, Flange	1
	20	87940	Oil Switch	1

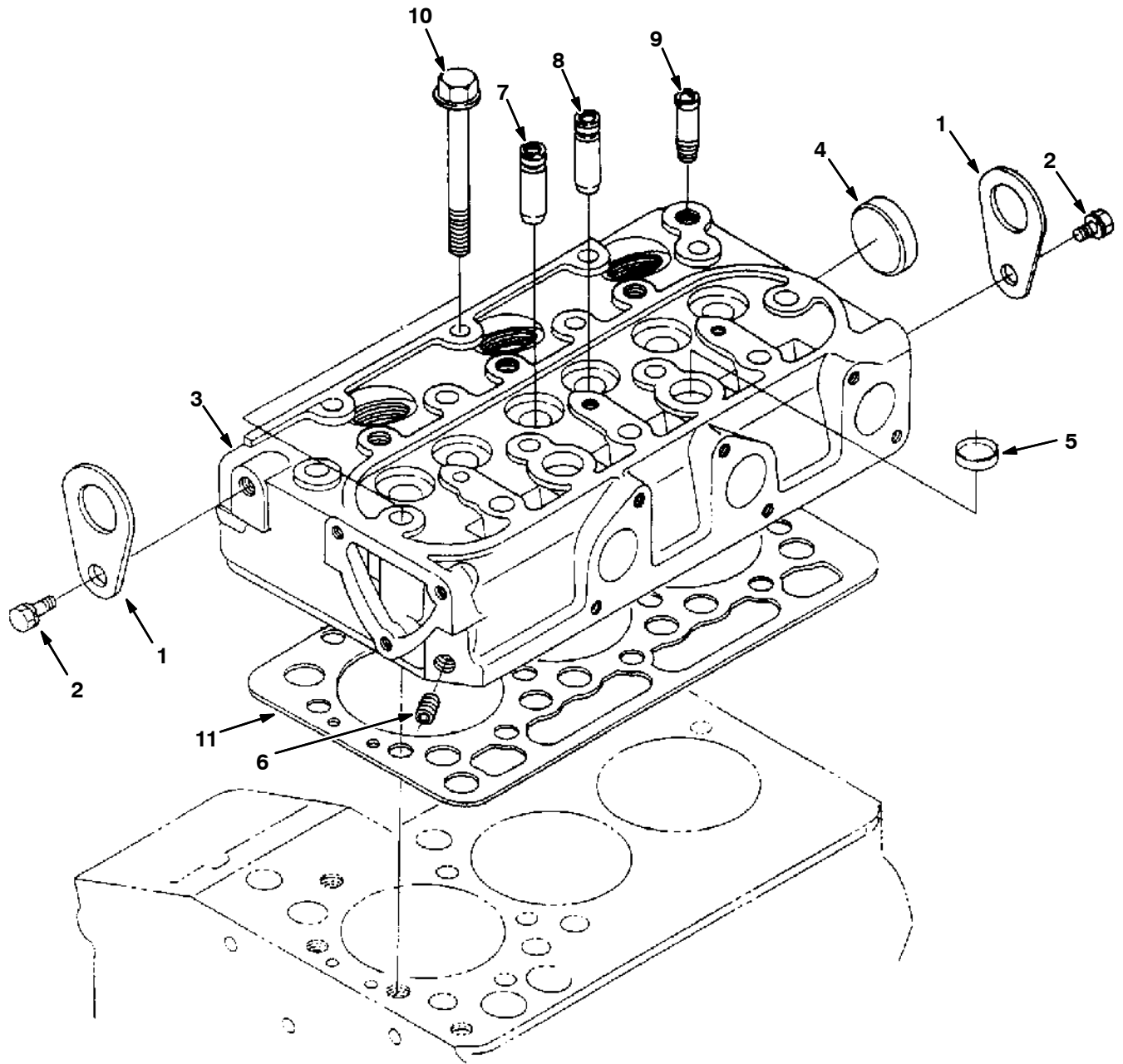
Fig. 2 - Oil Pan Group



350229 - G, LP, LIQ

Ref.	Part No.	Description	Qty.
1	361609	Comp Oil Pan	1
2	361362	Bolt	18
3	361370	Plug	1
4	361369	Gasket	1
5	361635	Tube, Pickup, Oil Sump	1
6	41792	O-Ring	1
7	39073	Bolt	2

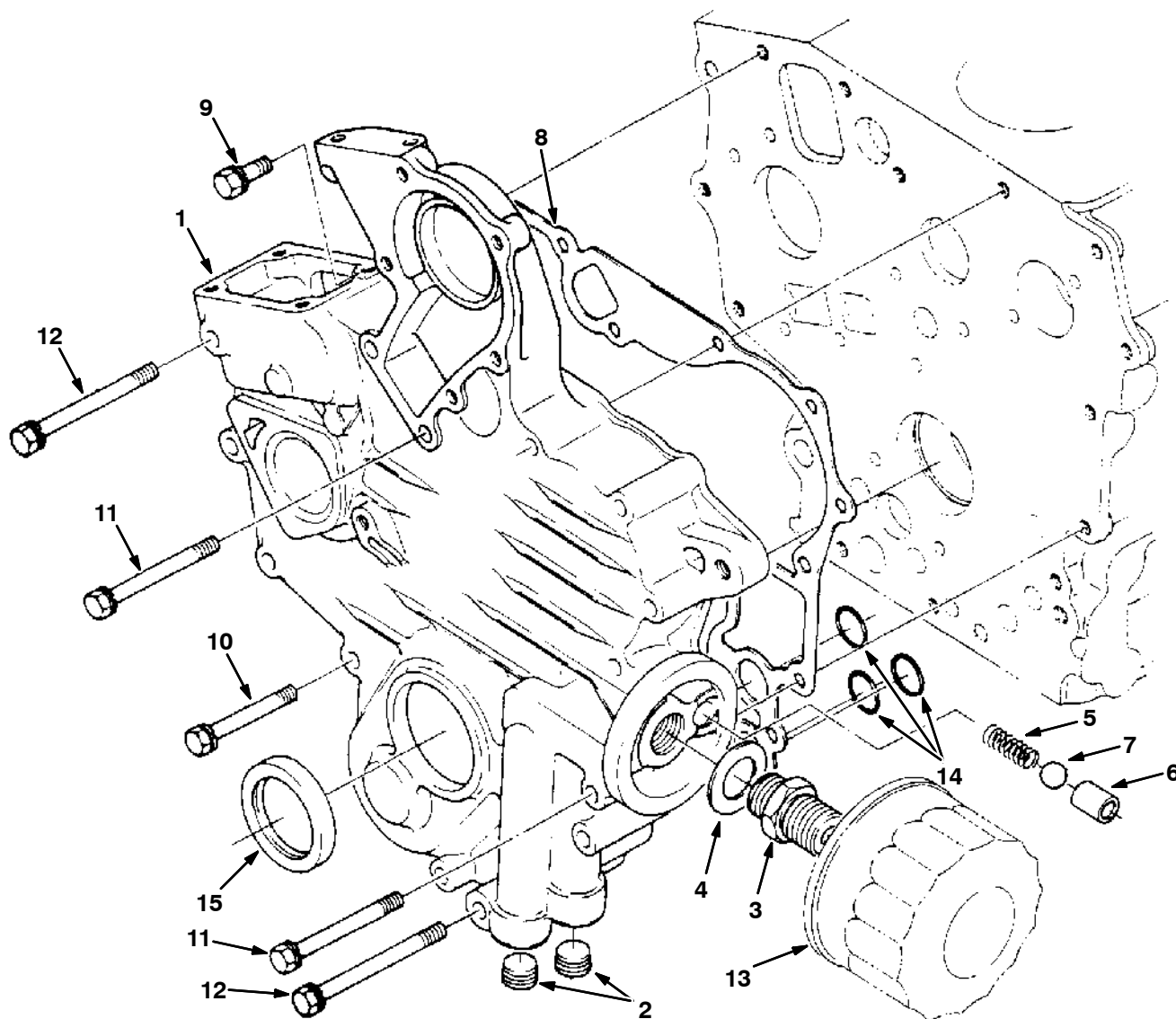
Fig. 3 - Cylinder Head Group



350231 - G, LP, LIQ

Ref.	Part No.	Description	Qty.
1	361396	Engine Hook	2
2	39073	Bolt	2
▽ 3	371924	Head, Cyl	1
▲ 4	51331	Cap	1
▲ 5	361372	Cap, Sealing	2
▲ 6	39088	Plug, Pin	1
▲ 7	361564	Valve Guide, In	3
▲ 8	361565	Valve Guide, Ex	3
▲ 9	371930	Fitting, Plug	1
10	361530	Bolt, Cyl Head	14
11	361501	Gasket, Cyl Head	1

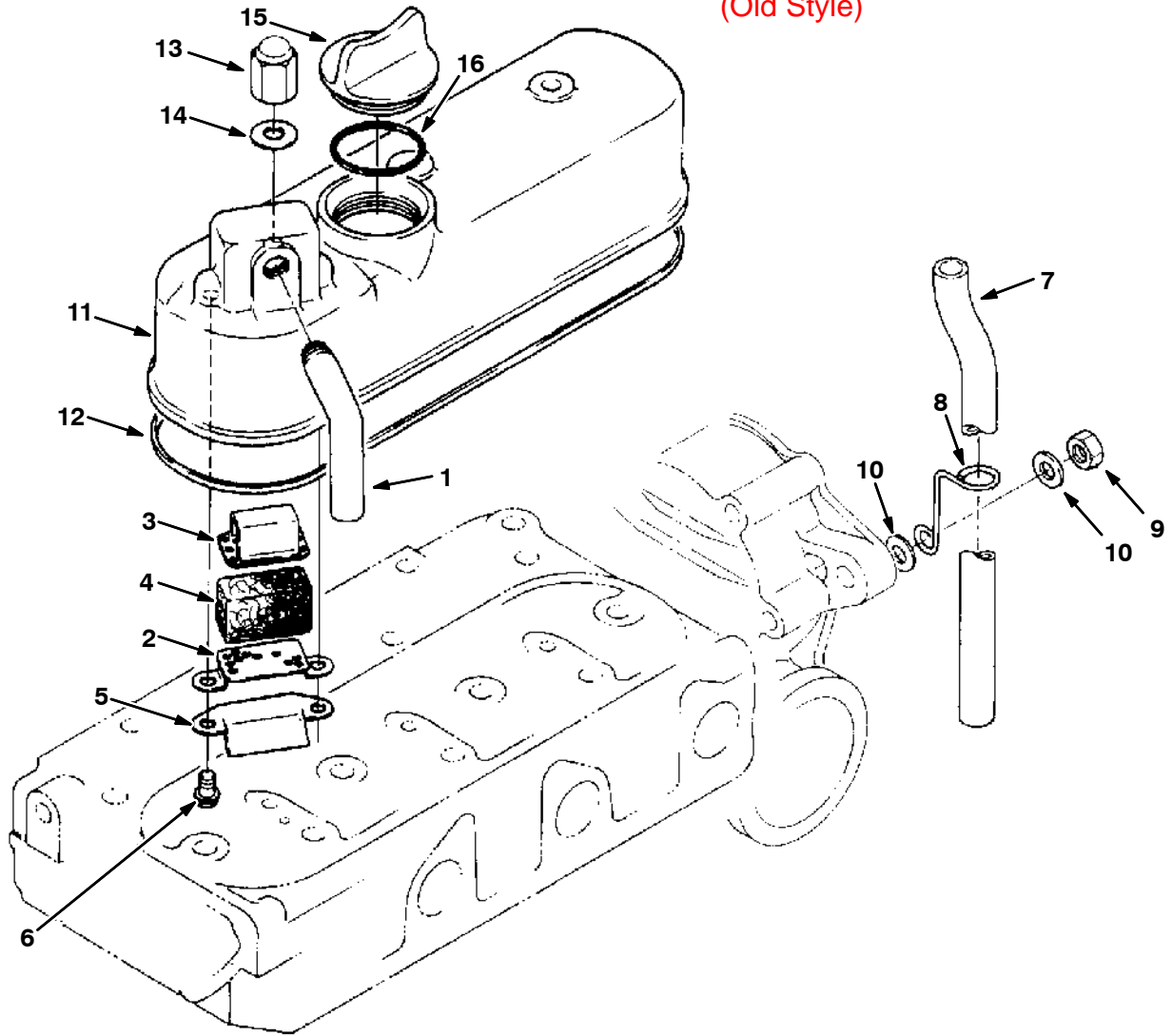
Fig. 4 - Gear Case Group



350233 - G, LP, LIQ

Ref.	Part No.	Description	Qty.
1	361502	Comp Case,Gear	1
2	361641	Plug	2
3	12916	Joint Pipe	1
4	361588	Plain Washer	1
5	361638	Spring	1
6	361576	Valve Seat	1
7	39117	Ball	1
8	361503	Case,Gear	1
9	40409	Bolt	1
10	72994	Bolt	8
11	361585	Bolt	5
12	361441	Bolt	2
13	361594	Cartrdg,Oil Fil	1
14	361452	O-Ring	3
15	361621	Oil Seal	1

**Fig. 5 - Head Cover Group (~~Serial Number 000000-003426~~)
(Old Style)**



350235 - G, LP, LIQ

Ref.	Part No.	Description	Qty.
1	361622	Pipe Joint,Brth	1
2	361557	Plate,Brthr Elm	1
3	361558	Plate,Brthr Elm	1
4	361562	Breather Elemnt	1
5	361559	Oil Shield,Brth	1
6	361650	Screw	2
7	361560	Pipe,Breather	1
8	361561	Pipe Clamp	1
9	20100	Nut	1
10	39148	Washer, Plain	2
11	361645	Cover,Cyl Head	1
12	361646	Gasket,Hd Cover	1
13	30135	Nut, Cap	3
14	40166	Gasket	3
15	361657	Plug	1
16	39162	O-Ring	1

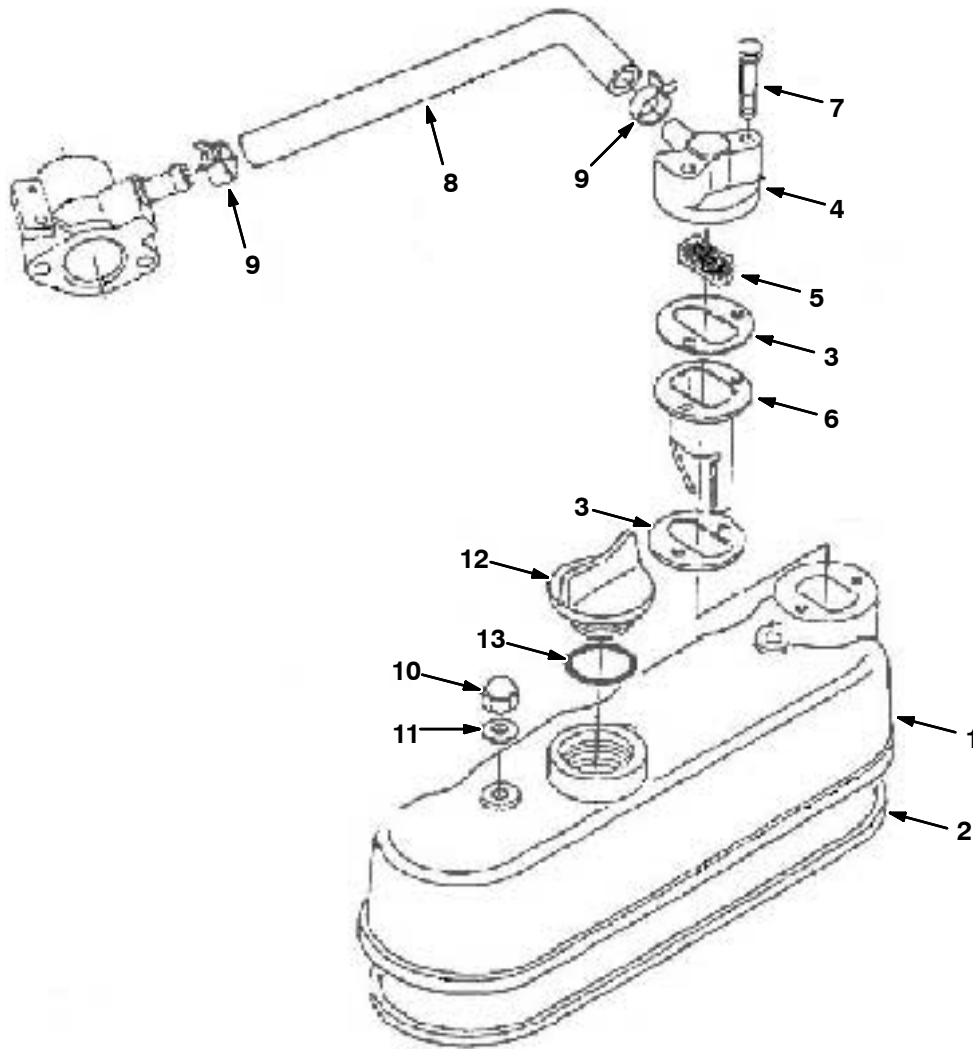
1 Gas Tennant Serial Number (000000-003426)

1 LPG Tennant Serial Number (000000-003415)

~~Machine Serial number (000000-003426)~~

G/LPG ENGINE BREAKDOWN

Fig. 6 - Head Cover Group (~~Serial Number 003427~~) (New Style)



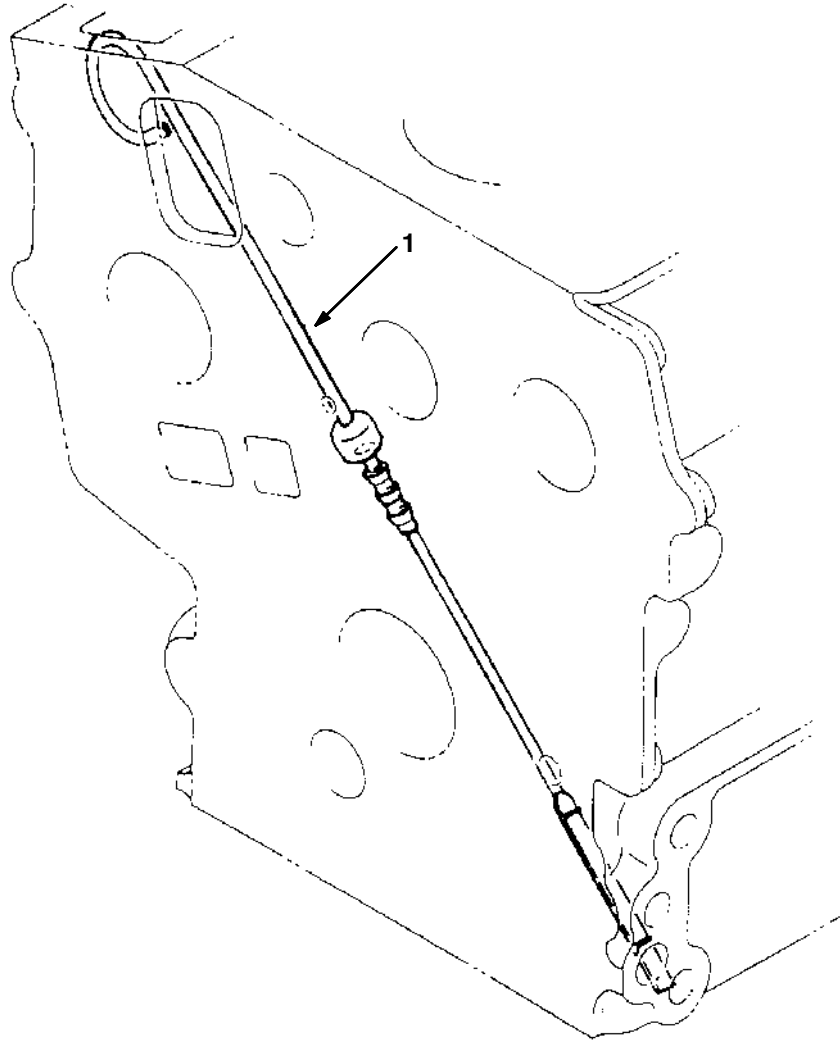
350235 - G, LP, LIQ

Ref.	Part No.		Description	Qty.
1	1035981	☐	Cover, Valve	1
2	361646	☐	Gasket, Cover, Valve	1
3	1035983	☐	Gasket, Breather	2
4	1035979	☐	Plate, Breather	1
5	361562	☐	Element, Breather	1
6	1035978	☐	Plate, Breather	1
7	393549	☐	Bolt	2
8	1035980	☐	Tube, Breather	1
9	73634	☐	Clamp, Hose, Heater	2
10	30135	☐	Nut, Hex, Cap	3
11	40166	☐	Gasket, F/ Bolt	3
12	361374	☐	Cap, Filler, Oil	1
13	39162	☐	Seal, Org	1

~~☐ Machine Serial number (003427)~~

1 Gas Tennant Serial Number (003427-)
 1 LPG Tennant Serial Number (003416-)

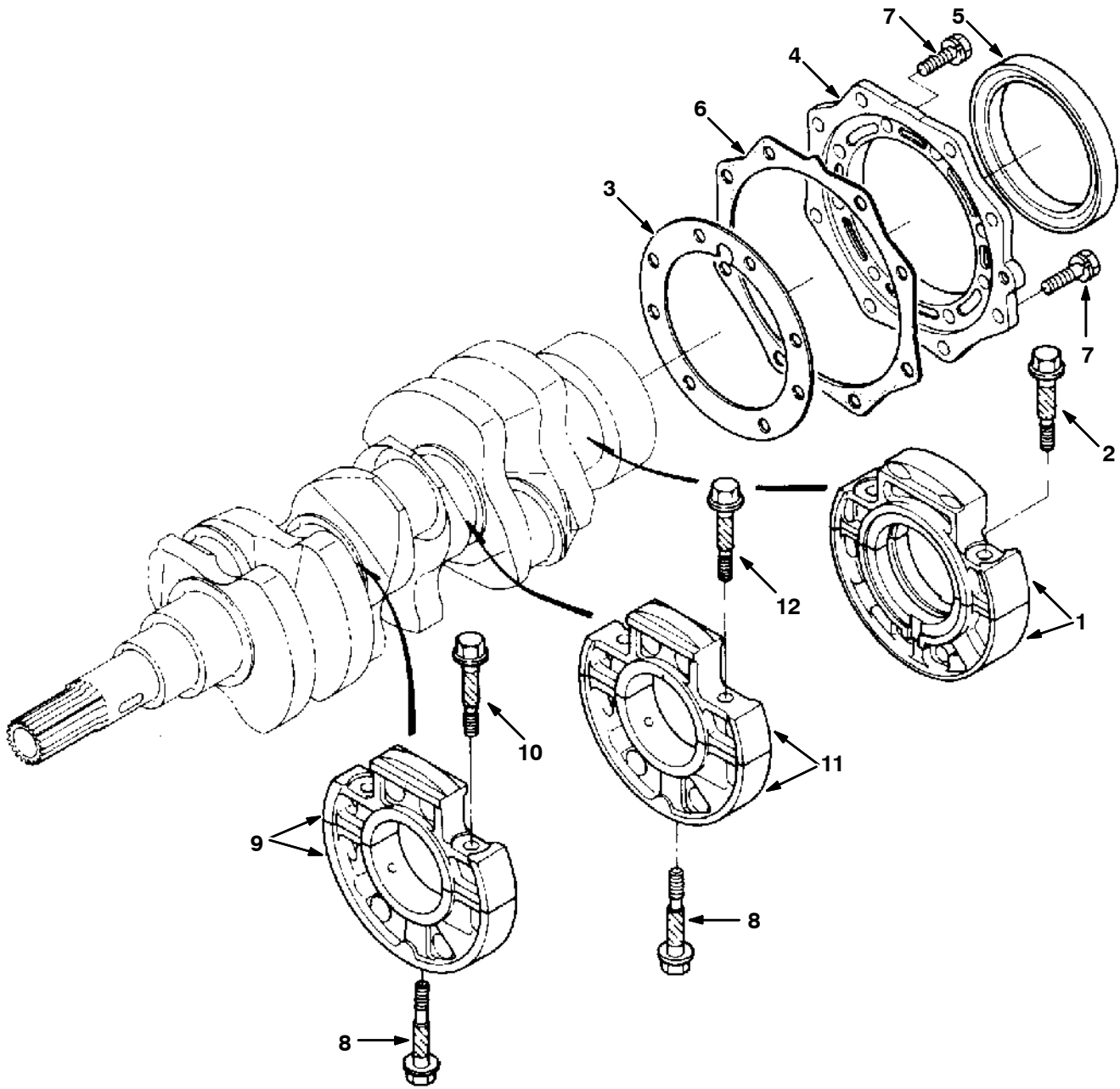
Fig. 7 - Dipstick and Guide Group



350237 - G, LP, LIQ

Ref.	Part No.	Description	Qty.
1	361637	Oil Gauge	1

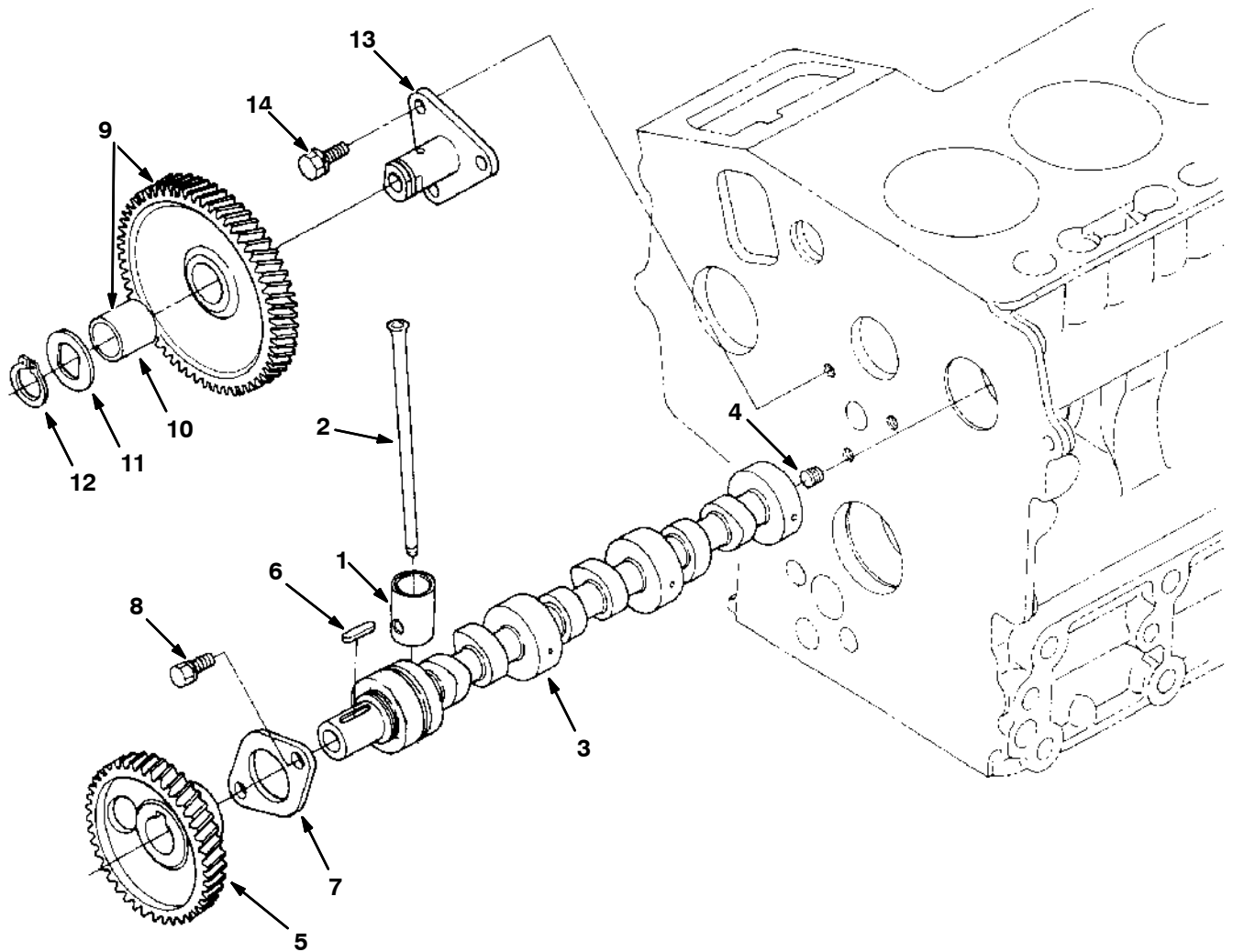
Fig. 8 - Main Bearing Case Group



350239 - G, LP, LIQ

Ref.	Part No.	Description	Qty.
1	361381	Case Assy,Main	1
2	361403	Bolt,Brg Case	2
3	361590	Gasket,Brg Case	1
4	361556	Cover,Brg Case	1
5	361458	Seal,Oil	1
6	361610	Gskt,Brg Case	1
7	39119	Bolt	16
8	361410	Bolt,Brg Case	2
9	361630	Case Assy,Main	1
10	361403	Bolt,Brg Case	2
11	361644	Case Assy,Main	1
12	361403	Bolt,Brg Case	2

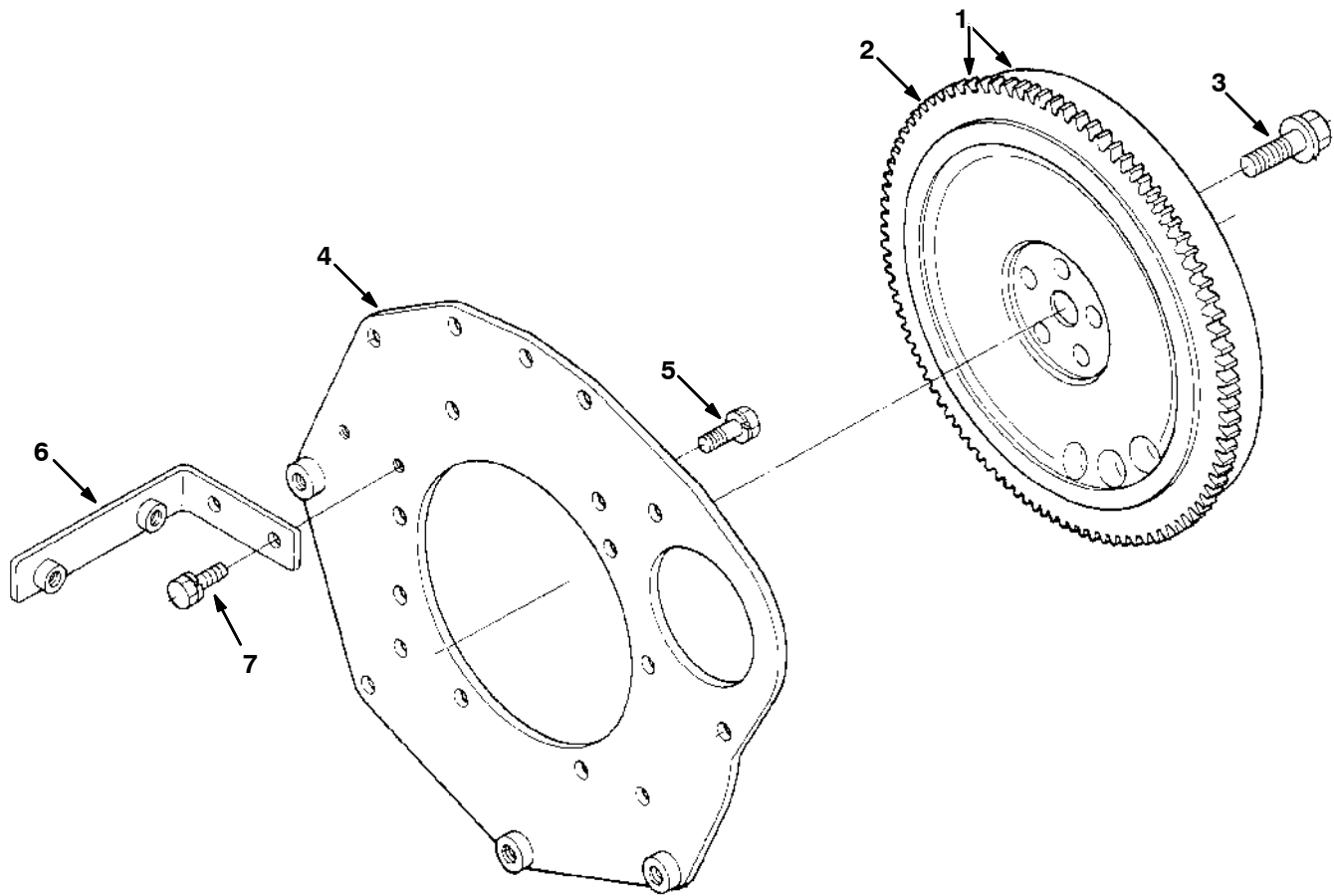
Fig. 9 - Camshaft Group



350241 - G, LP, LIQ

Ref.	Part No.	Description	Qty.	
1	361633	Tappet	6	
2	361632	Push Rod	6	
▽	3	361597	Camshaft Assy	1
▲	4	39197	Screw, Set	1
▲	5	361571	Gear,Cam	1
▲	6	73512	Keyway	1
▲	7	361569	Stopper,Camshft	1
8	71995	Bolt	2	
▽	9	361616	Comp Gear,Idle	1
▲	10	393623	Bushing	1
11	361620	Gear Collar,Idl	1	
12	361619	Snap Ring	1	
13	361617	Gear Shaft,Idle	1	
14	39160	Bolt	3	

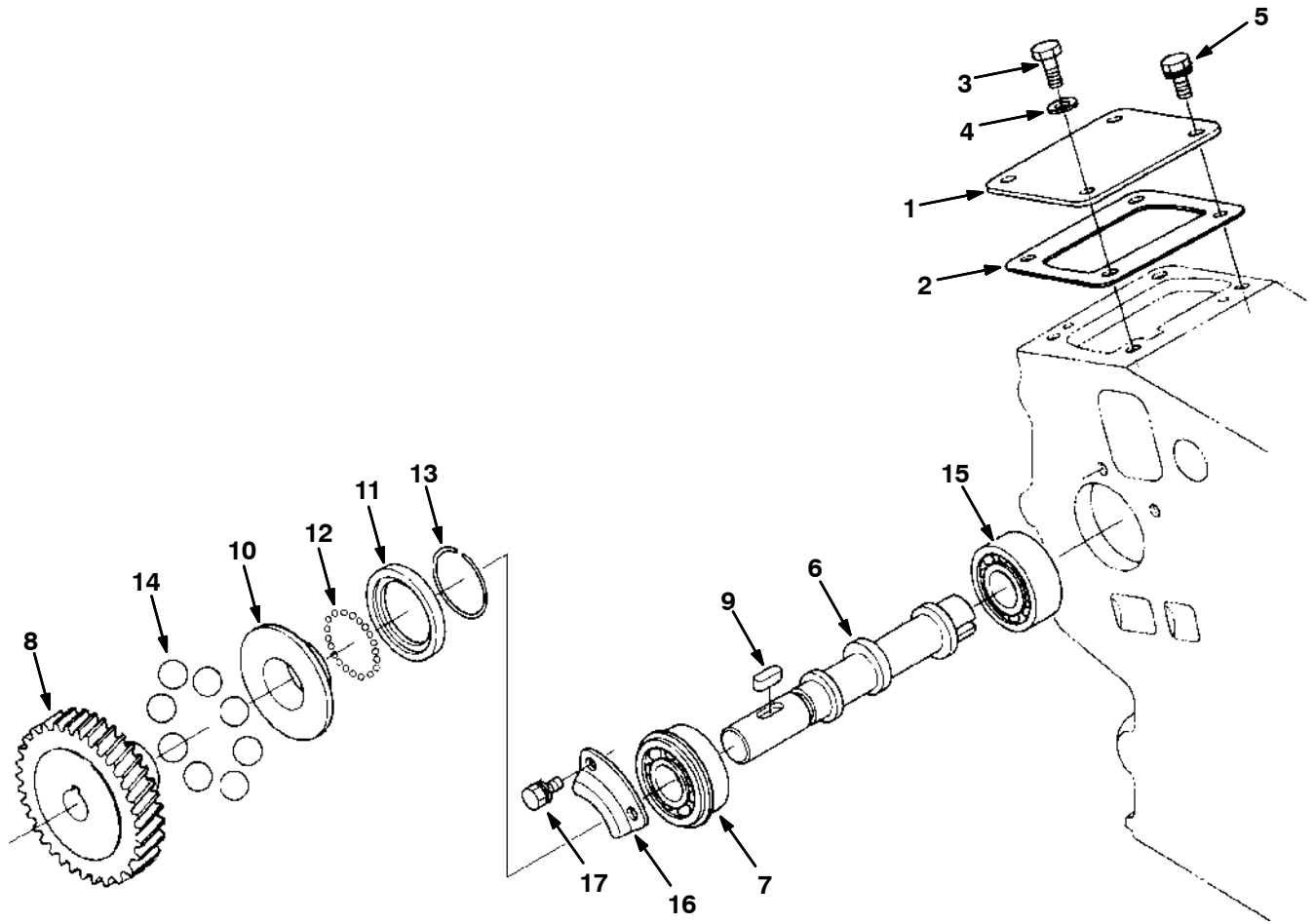
Fig. 10 - Flywheel Group



350245 - G, LP, LIQ

	Ref.	Part No.	Description	Qty.
▽	1	361648	Comp Flywheel	1
▲	2	361639	Ring Gear	1
	3	361591	Bolt, Flywheel	5
	4	361504	Plate, Rear End	1
	5	39094	Bolt	10
	6	361495	Support, Cover	1
	7	40409	Bolt	2

Fig. 11 - Fuel Camshaft Group



350247 - G, LP, LIQ

Ref.	Part No.	Description	Qty.	
1	361468	Cover	1	
2	361527	Gasket	1	
3	39160	Bolt	1	
4	40166	Gasket	1	
5	39160	Bolt	1	
▽	6	361464	Shaft Assy-Dist	1
▲	7	10846	Bearing Ball	1
▲	8	361577	Gear, Inj Pump	1
▲	9	73512	Keyway	1
▲	10	361578	Sleeve, Gov	1
▲	11	361579	Ball Case, Gov	1
▲	12	39633	Ball	32
▲	13	361541	Cir Clip, Govslv	1
▲	14	39117	Ball	8
	15	39710	Bearing Ball	1
	16	361570	Stopper, Fuelc/S	1
	17	39160	Bolt	2

Fig. 12 - Piston and Crankshaft Group

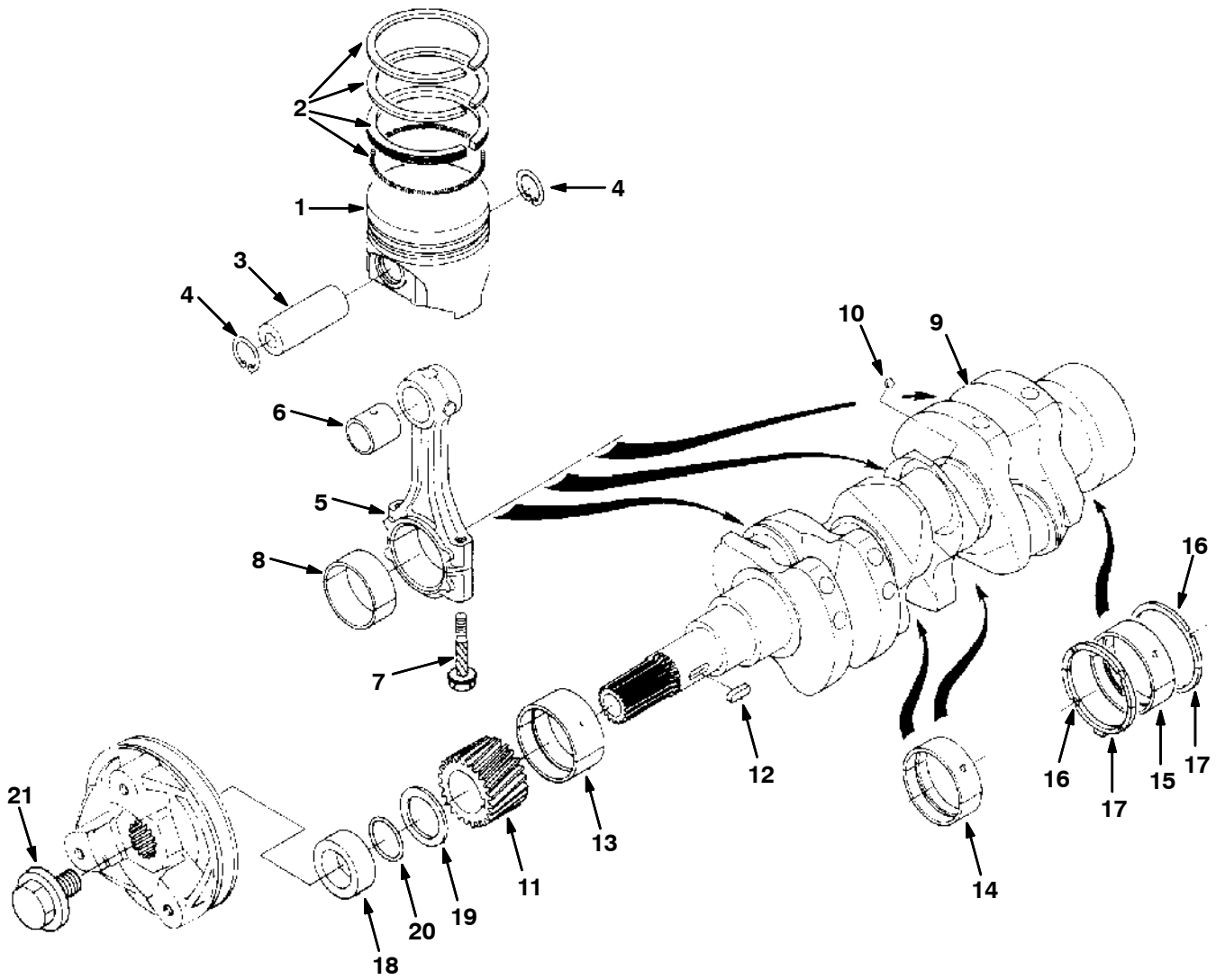


Fig. 12 - Piston and Crankshaft Group

Ref.	Part No.	Description	Qty.
	1 361507	Piston	3
	1 361508	Piston +.5Mm	3
	2 361505	Piston Ring Assy	3
	2 361506	Pist Rng Assy+.5	3
	3 361466	Pin,Piston	3
	4 361538	Cir Clip,Pstpin	6
▽	5 361599	Conn Rod Assy	3
▲	6 361572	Bshg,Piston Pin	3
▲	7 361634	Bolt,Conn Rod	6
▲	8 361600	Metal,Crankpin	6
▲	8 361601	Metal,Crkpin-.2	6
▲	8 361602	Metal,Crkpin-.4	6
▽	9 361647	Comp Crankshaft	1
▲	10 30111	Ball	3
	11 361574	Gear,Crank	1
	12 73512	Keyway	1
	13 361603	Metal,Crnkshaft	1
	13 361607	Metal,Crkshf-.2	1
	13 361608	Metal,Crkshf-.4	1
	14 361604	Metal,Crnkshaft	4
	14 361605	Metal,Crkshf-.2	4
	14 361606	Metal,Crkshf-.4	4
	15 30057	Crankshaft Bearing	2
	15 361547	Metal,Crnksh-.2	2
	15 361548	Metal,Crnksh-.4	2
	16 51020	Bearing Metal Side	2
	16 361539	Metal,Side+.2Mm	2
	16 361540	Metal,Side+.4Mm	2
	17 51194	Washer	2
	17 51276	Bearing	2
	17 51277	Metal Side	2
	18 361573	Collar,Crnkshft	1
	19 361624	Oil Slinger	1
	20 361453	O-Ring	1
	21 361628	Bolt	1

Fig. 13 - Carburetor Group

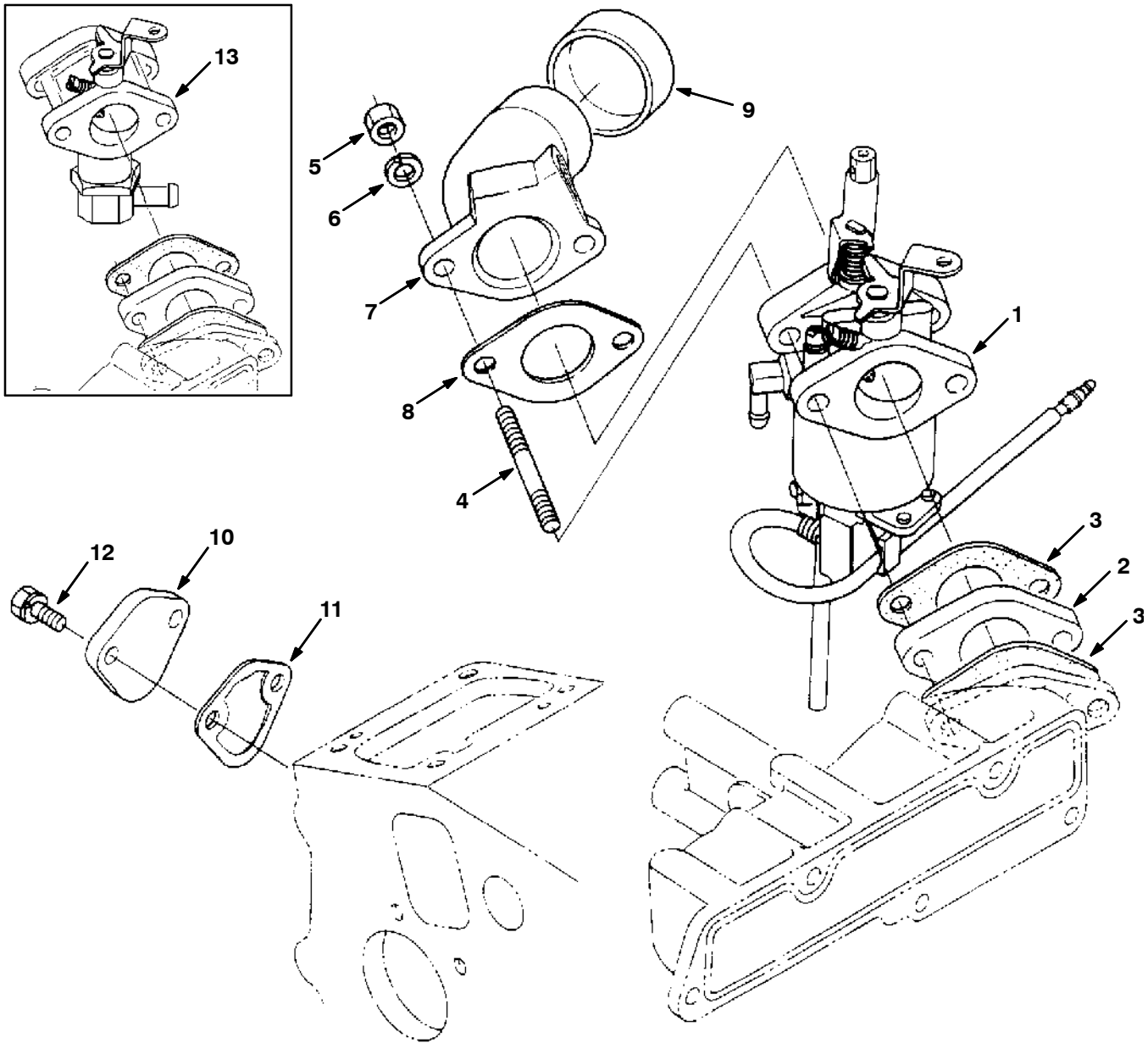
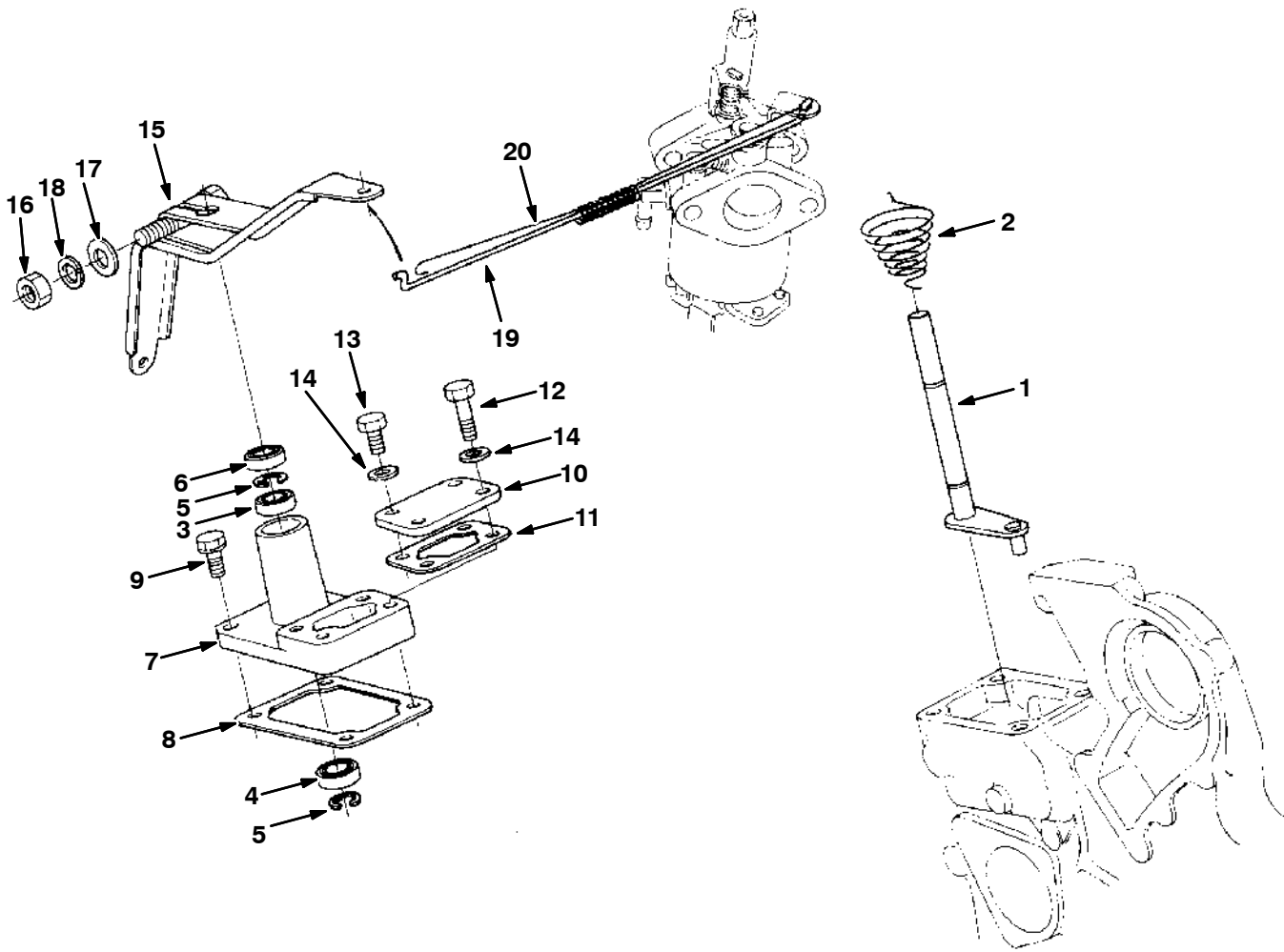


Fig. 13 - Carburetor Group

Ref.	Part No.		Description	Qty.
1	361509	①	Carb Assy (Gas)	1
1	375055	②	Carb Assy (Gas)	1
1	371922	③	Carb Assy (Gas&LPG)	1
2	361498		Flange, Carb	1
3	361455		Gasket, Carb	2
4	361446	①	Stud	2
4	375056	⑤	Stud	2
5	20100		Nut	2
6	39097	①	Washer	2
6	375057	⑤	Washer	2
7	361459	①	Flange, Air Cln	1
7	375058	⑤	Flange, Air Cln	1
8	361529		Gskt, Air Clean	1
9	361467		Cap	1
10	73565		Fuel Pu. Cvr Pl	1
11	70974	①	Gskt, Fuel Pump	1
11	375059	⑤	Gskt, Fuel Pump	1
12	41973		Bolt	2
13	366063	④	Carb Assy (LPG)	1

- ① Tennant Serial Number (000000- 001839)
- ② Tennant Serial Number (001840- 003415)
- ③ Tennant Serial Number (003416-)
- ④ Tennant Serial Number (000000- 003415)
- ⑤ Tennant Serial Number (001840-)

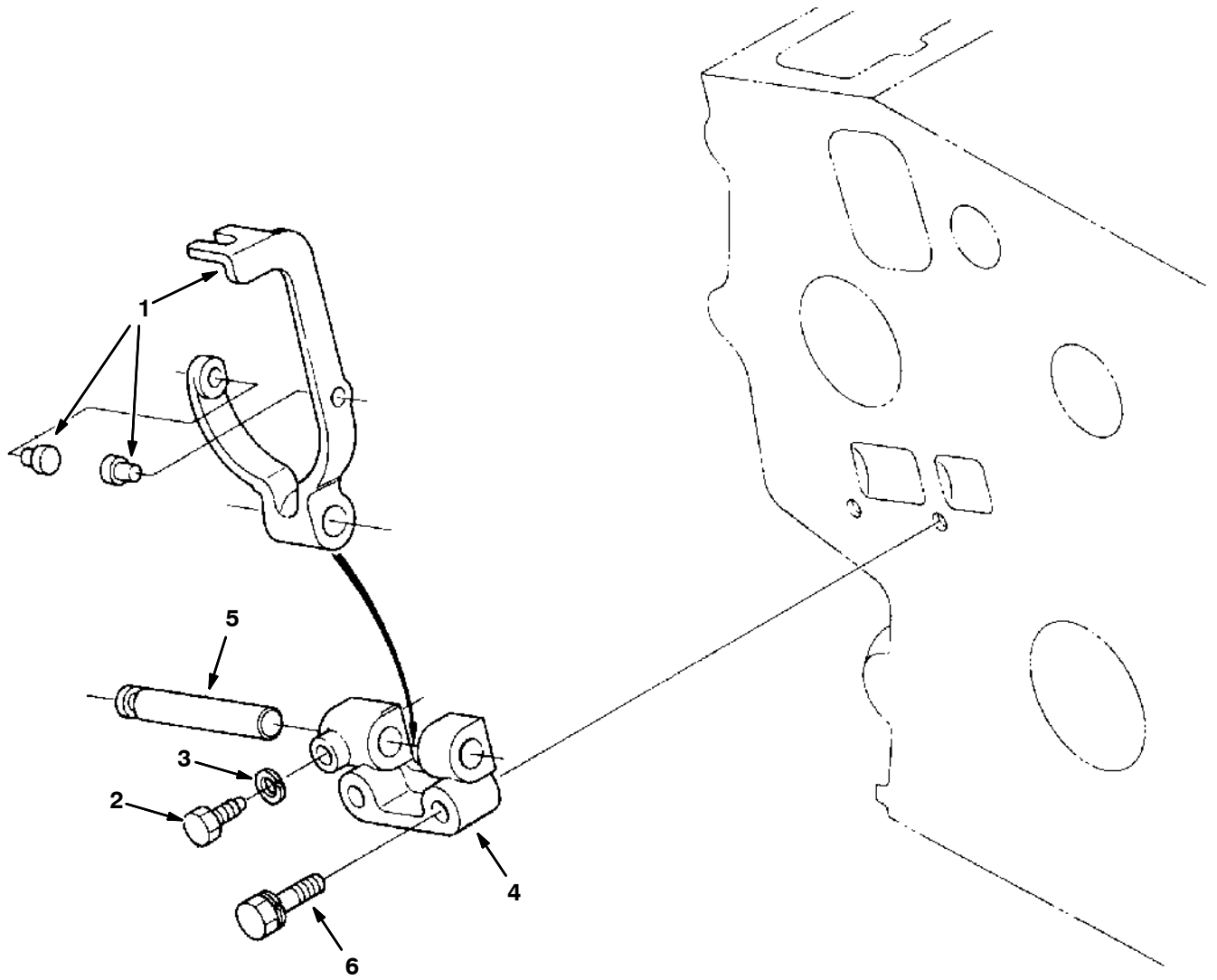
Fig. 14 - Governor Group



350249 - G, LP, LIQ

Ref.	Part No.	Description	Qty.
1	361476	Comp Lever, Gov	1
2	361473	Spring, Gov Lvr	1
3	361469	Bearing	1
4	361470	Bearing	1
5	361471	Cir-Clip	2
6	361472	Seal, Oil	1
7	361479	Supt, Gov L Shft	1
8	361581	Gasket	1
9	40409	Bolt	2
10	361480	Cover	1
11	361481	Gasket	1
12	361442	Bolt	2
13	39160	Bolt	2
14	40166	Gasket	4
15	361478	Lever, Gov	1
16	20100	Nut	1
17	39148	Washer, Plain	1
18	39097	Washer	1
19	361482	Rod, Gov Joint	1
20	361483	Spring	1

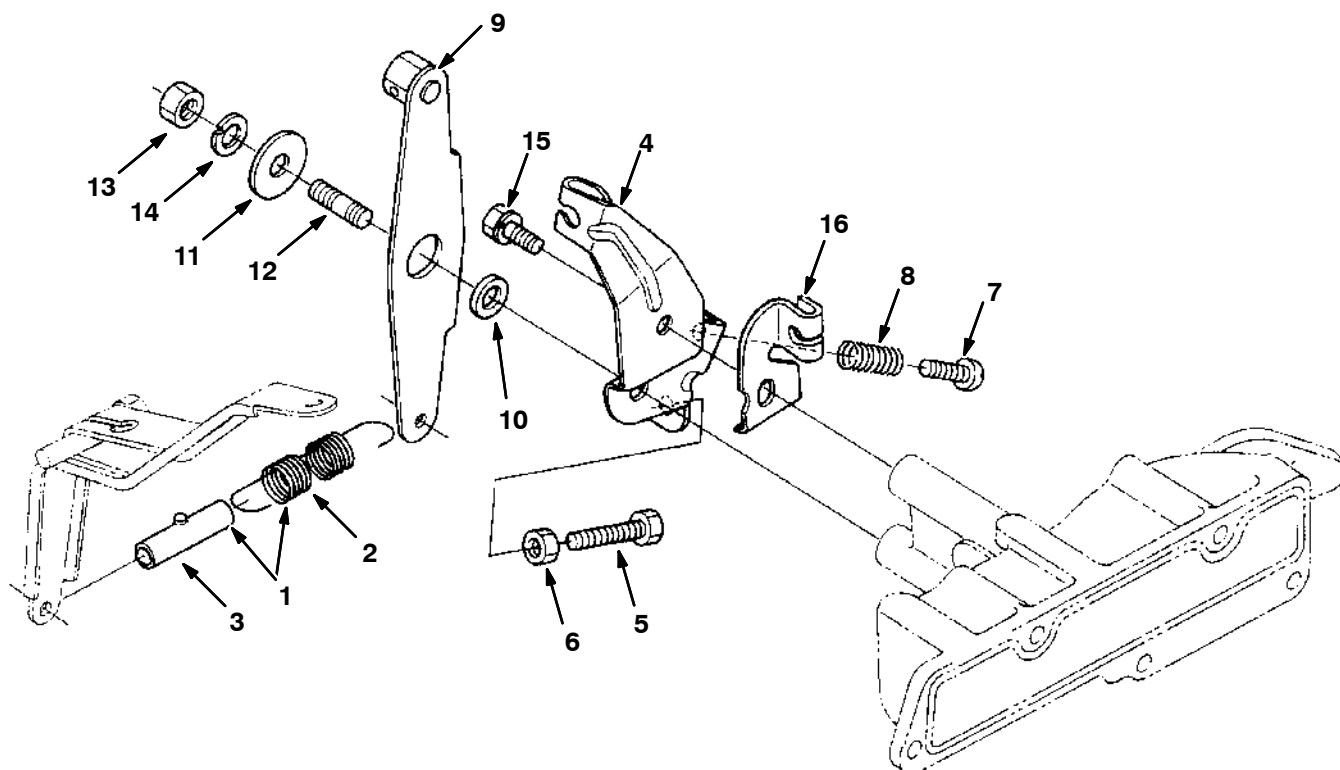
Fig. 15 - Fork Lever Group



350253 - G, LP, LIQ

Ref.	Part No.	Description	Qty.
▽	1 361475	Lever, Assy, Fork	1
▲	2 361542	Bolt	1
▲	3 361451	Washer, Spring	1
▲	4 361580	Holder, Fork Lev	1
▲	5 361477	Shaft, Fork Levr	1
	6 72996	Bolt	2

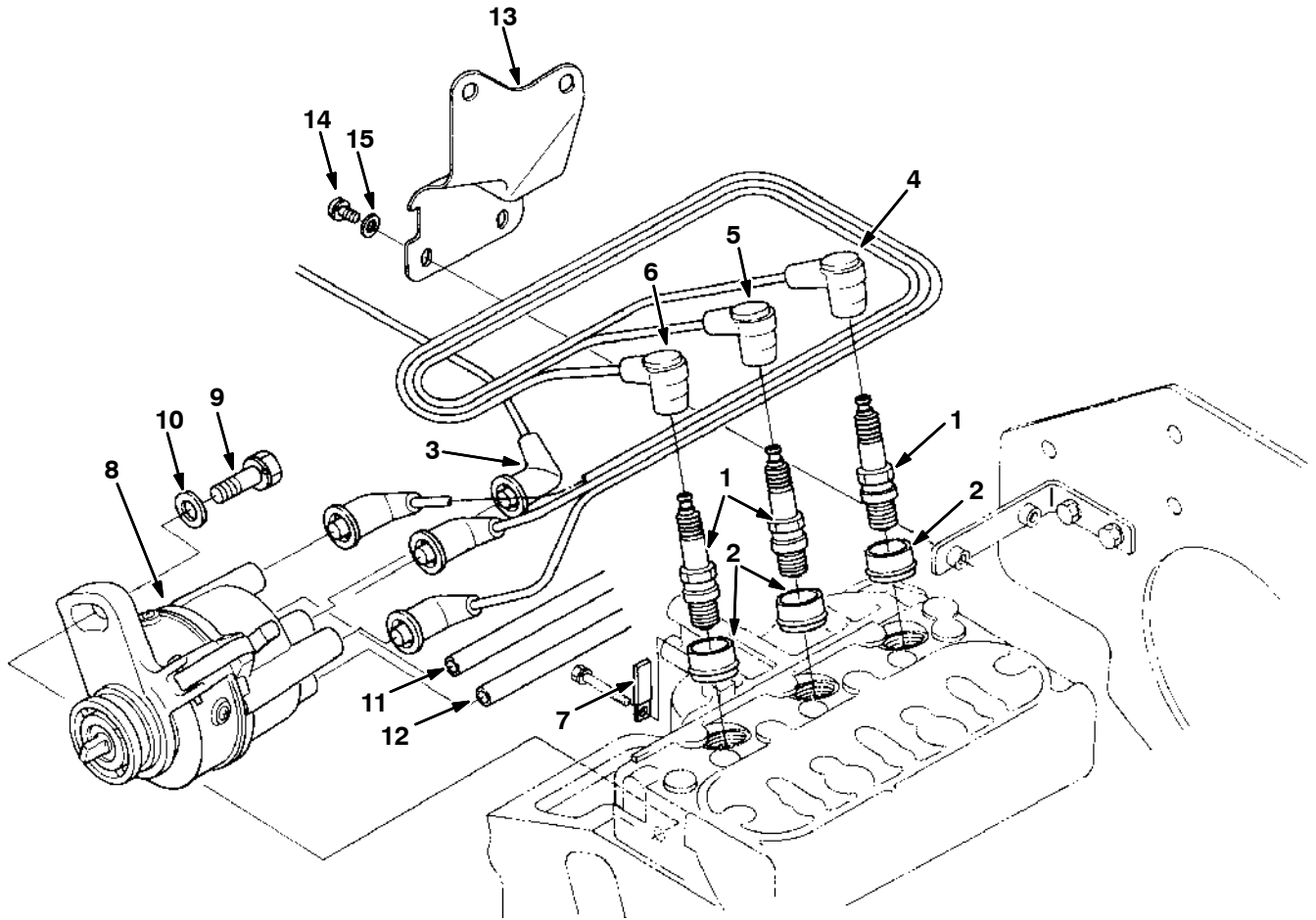
Fig. 16 - Speed Control Lever Group



350255 - G, LP, LIQ

Ref.	Part No.	Description	Qty.	
▽	1	361510	Spring Assy, Gov	1
▲	2	361511	Spring, Gov	1
▲	3	361512	Cushion	1
▽	4	361484	Plate Asy, Cntrl	1
▲	5	361456	Screw	1
▲	6	39121	Nut	1
▲	7	361457	Screw	1
▲	8	361528	Spring	1
	9	361485	Comp LSp-Cnt	1
	10	361486	Collar	1
	11	361658	Washer, Plain	1
	12	39512	Stud	1
	13	20100	Nut	1
	14	39097	Washer	1
	15	39160	Bolt	1
	16	361499	Stay, Choke	1

Fig. 17 - Spark Plug and Distributor Group



350257 - G, LP, LIQ

Ref.	Part No.	Description	Qty.
1	361230	Spark Plug	3
2	361487	Cap, Spark Plug	3
3	361513	X Cord Assy, Centr	1
4	9006178	2 Wire, Sparkplug, #1 [Df752]	1
4	361514	1 Cord, Plug 1	1
5	9006179	2 Wire, Sparkplug, #2 [Df752]	1
5	361515	1 Cord, Plug 2	1
6	9006180	2 Wire, Sparkplug, #3 [Df752]	1
6	361516	1 Cord, Plug 3	1
7	361543	Clamp, Cord	1
8	361493	1 Distr Assy, Air	1
9	39128	Bolt	1
10	39148	Washer, Plain	1
11	361494	Pipe	1
12	361497	Pipe	1
13	361517	Cover	1
14	73482	Screw W/Washer	4
15	361450	Washer, Plain	4
8	371923	2 Dist Assembly (see Breakdown)	1

~~1~~ LPG Tennant Serial Number (000000-003415)

~~2~~ LPG Tennant Serial Number (003416-)

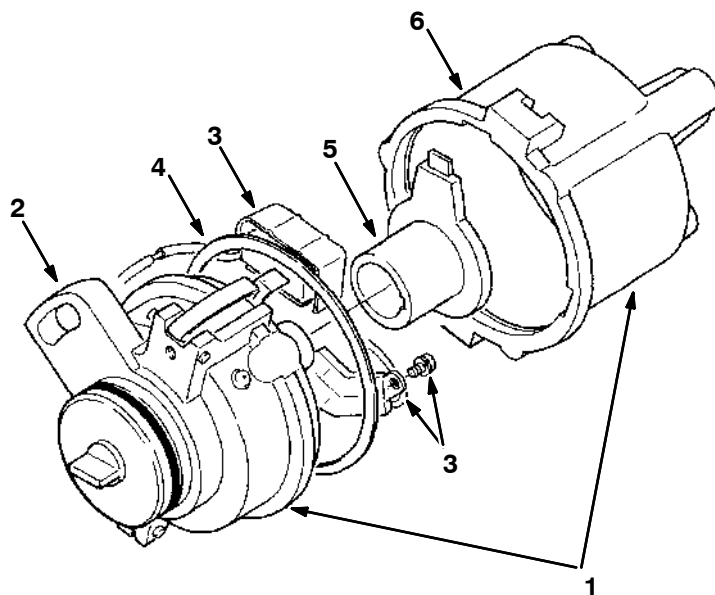
1 Gas Tennant Serial Number (000000-003426)

1 LPG Tennant Serial Number (000000-003415)

2 Gas Tennant Serial Number (003427-)

2 LPG Tennant Serial Number (003416-)

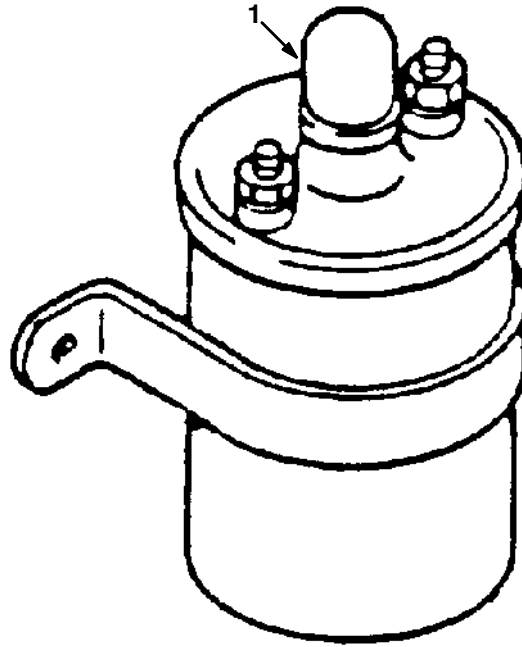
Fig. 18 - Distributor Group



350259 - G, LP, LIQ

	Ref.	Part No.	Description	Qty.
▽	1	371923	Distr Assy,Air	1
▲	2	361488	Housing	1
▲	3	361489	Igniter Assy	1
▲	4	361490	Gasket	1
▲	5	361491	Rotor Assy	1
▲	6	361492	Cap Assy	1

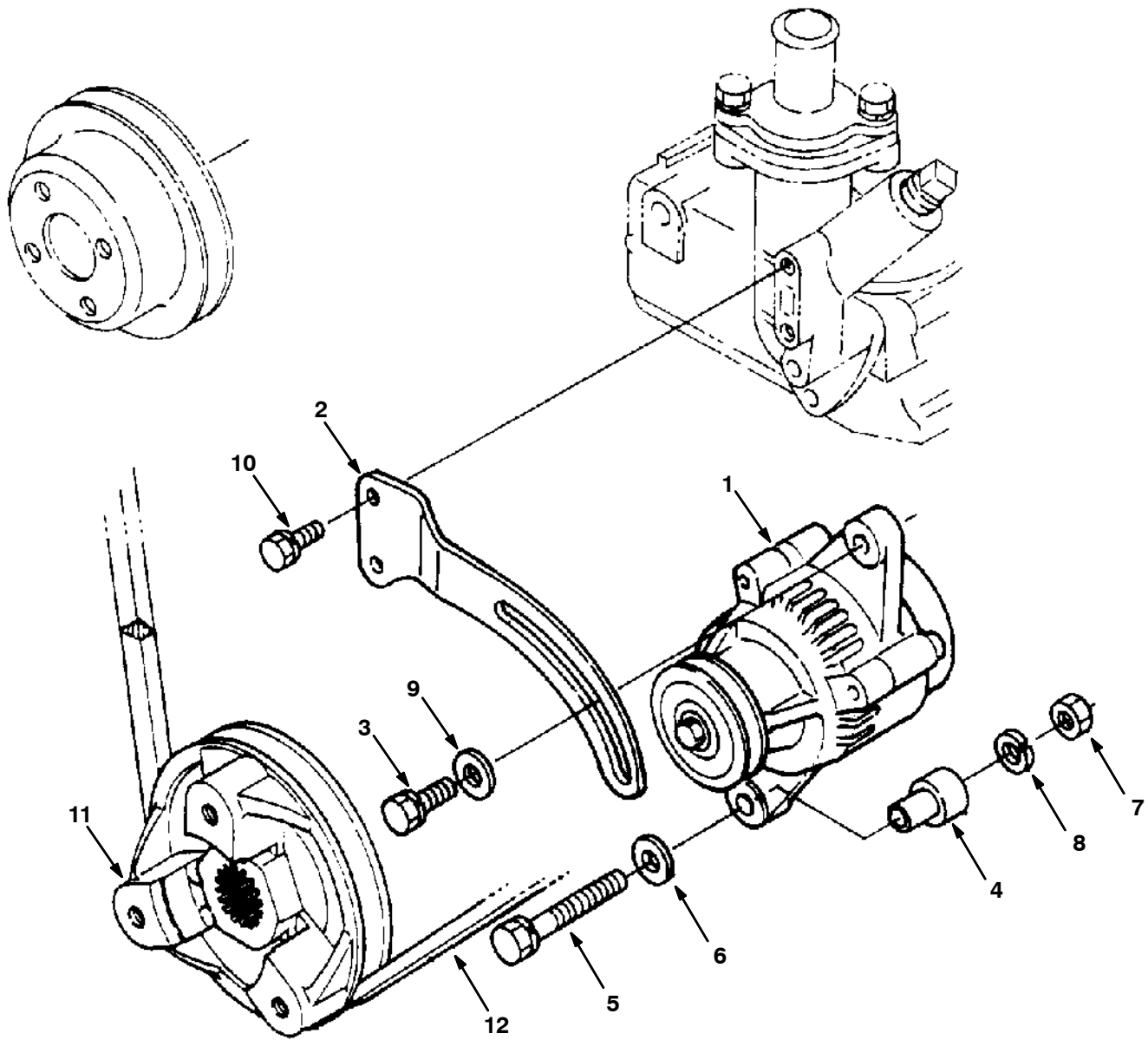
Fig. 19 - Ignition Coil Group



350261 - G, LP, LIQ

Ref.	Part No.	Description	Qty.
1	361496	Coil, Ignition	1

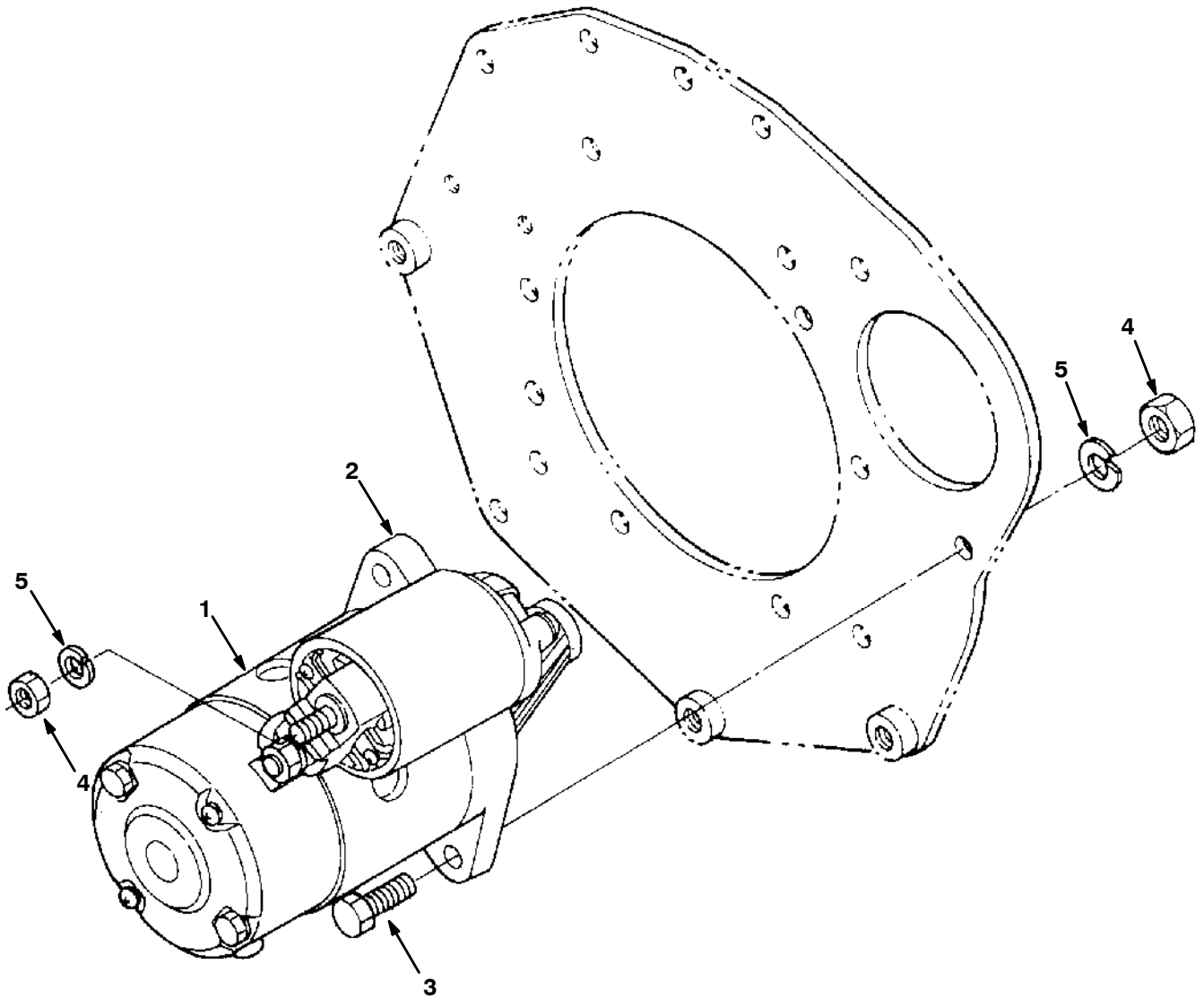
Fig. 20 - Alternator and Pulley Group



350263 - G, LP, LIQ

Ref.	Part No.	Description	Qty.
1	361544	Alternator	1
2	361615	Alternator Bracket	1
3	39128	Bolt	1
4	393605	Collar	1
5	39107	Bolt	1
6	39148	Washer, Plain	2
7	20100	Nut	1
8	39097	Washer	1
9	361658	Washer, Plain	1
10	41973	Bolt	2
11	361649	Pulley, Fan Driv	1
12	375047	V-Belt	1
	361655	Coupler Assy	1

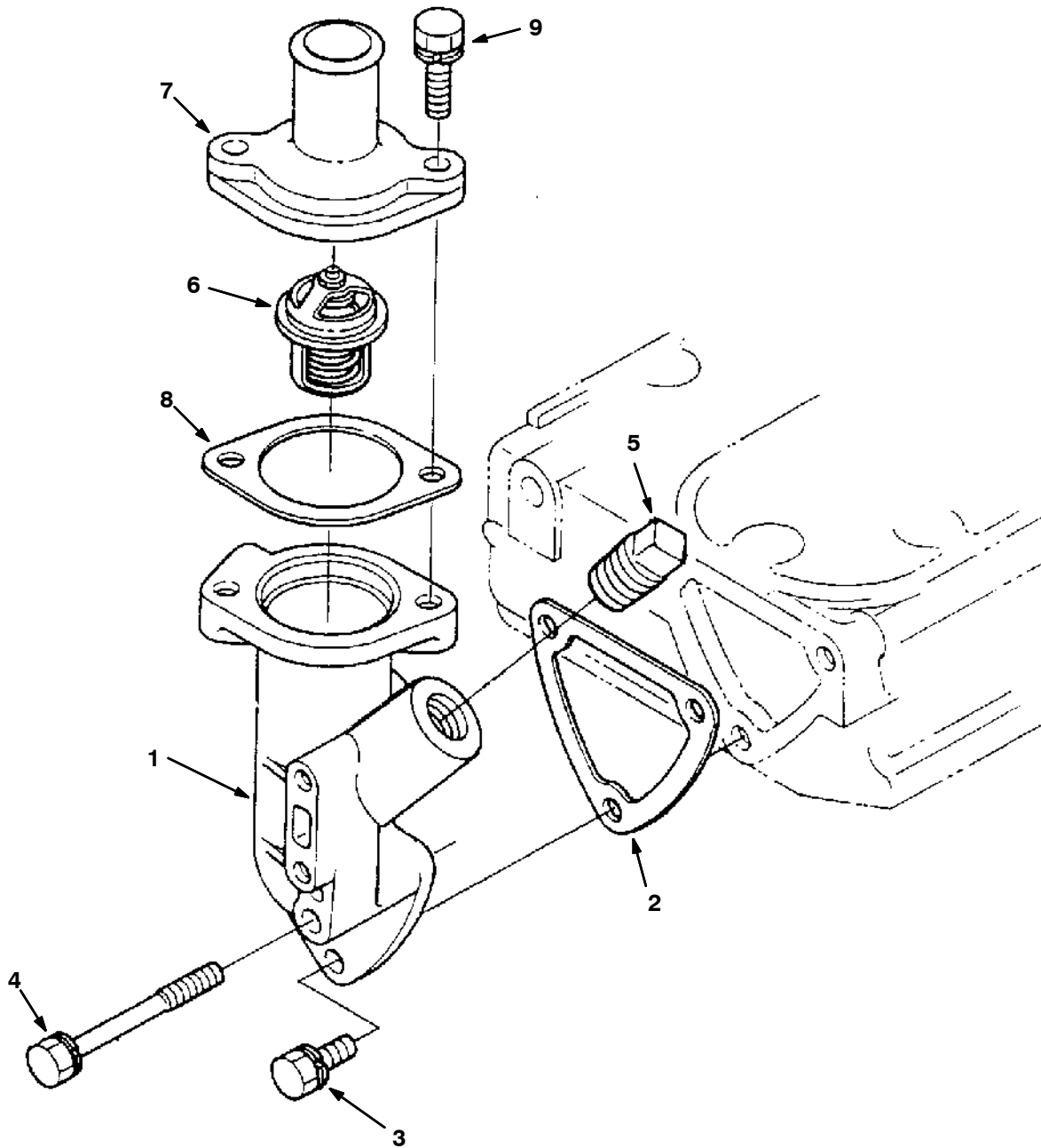
Fig. 21 - Starter Group



350265 - G, LP, LIQ

Ref.	Part No.	Description	Qty.
▽ 1	361592	Starter Assy	1
▲ 2	361593	Switch, Magnetic	1
3	361443	Bolt	2
4	20100	Nut	2
5	39097	Washer	4

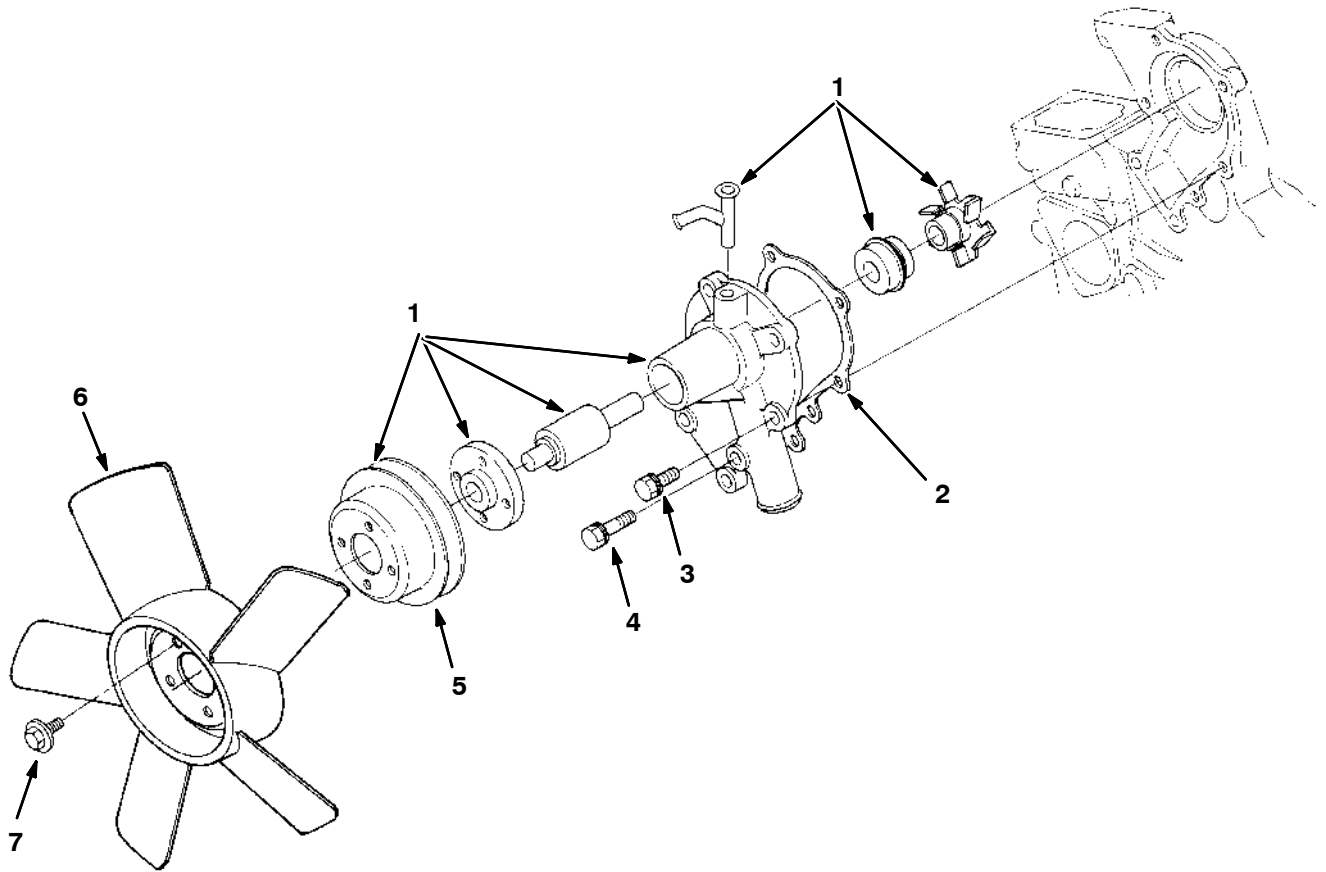
Fig. 22 - Water Flange and Thermostat Group



350267 - G, LP, LIQ

Ref.	Part No.	Description	Qty.
1	371928	Flange,Water	1
2	361614	Gskt,Water Flng	1
3	41973	Bolt	2
4	361627	Bolt	1
5	73632	Plug	1
6	361654	Thermostat, 160deg, 1.7d [Ku]	1
6	71456	Thermostat, 180deg, 1.5d [Ku]	1
6	70995	Thermostat, 160deg, 1.5d [Ku]	1
7	361583	Cover,Thermost	1
8	368092	Gasket	1
9	39119	Bolt	2

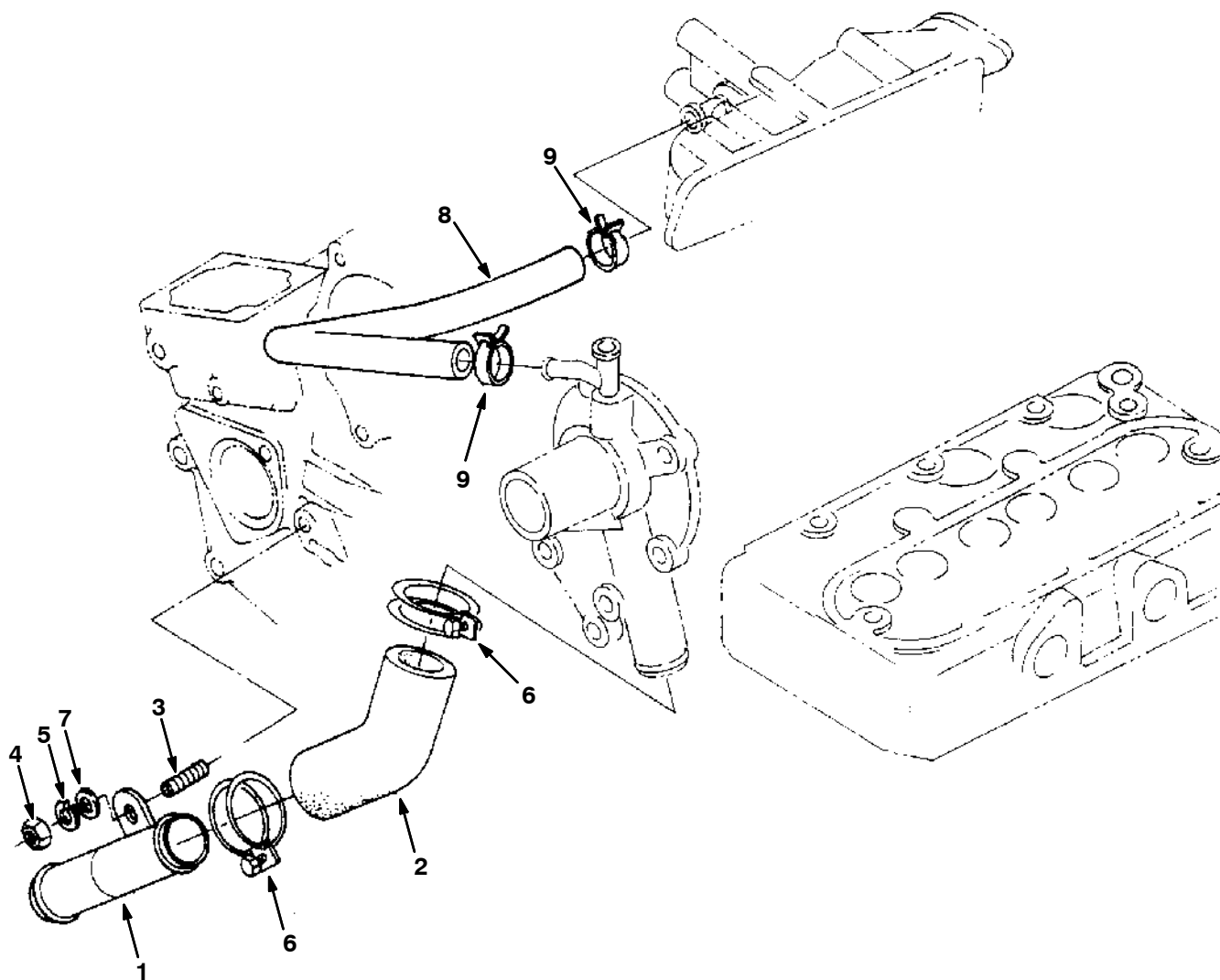
Fig. 23 - Water Pump and Fan Group



350269 - G, LP, LIQ

Ref.	Part No.	Description	Qty.
1	371927	Pump Assy,Water	1
2	361656	Gskt,Water Pump	1
3	39119	Bolt	4
4	72996	Bolt	1
5	361584	Pulley,Fan	1
6	361626	Fan	1
7	361362	Bolt	4

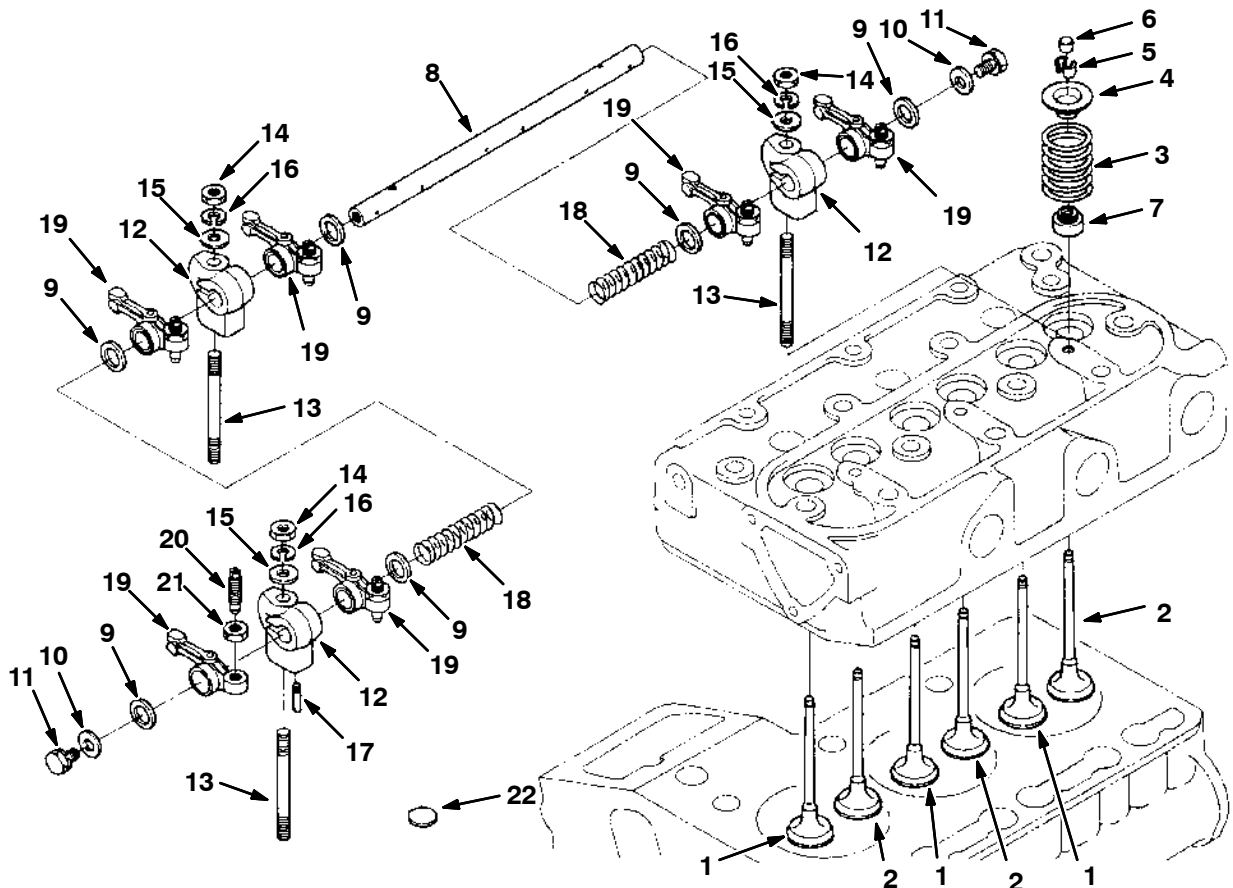
Fig. 24 - Water Pipe Group



350271 - G, LP, LIQ

Ref.	Part No.	Description	Qty.
1	361582	Water Pipe	1
2	361625	Water Pipe	1
3	361587	Stud	1
4	39121	Nut	1
5	39065	Washer, Spring	1
6	361454	Clamp, Hose	2
7	40083	Washer, Sprng	1
8	371929	Pipe, Water Retn	1
9	73634	Band, Pipe	2

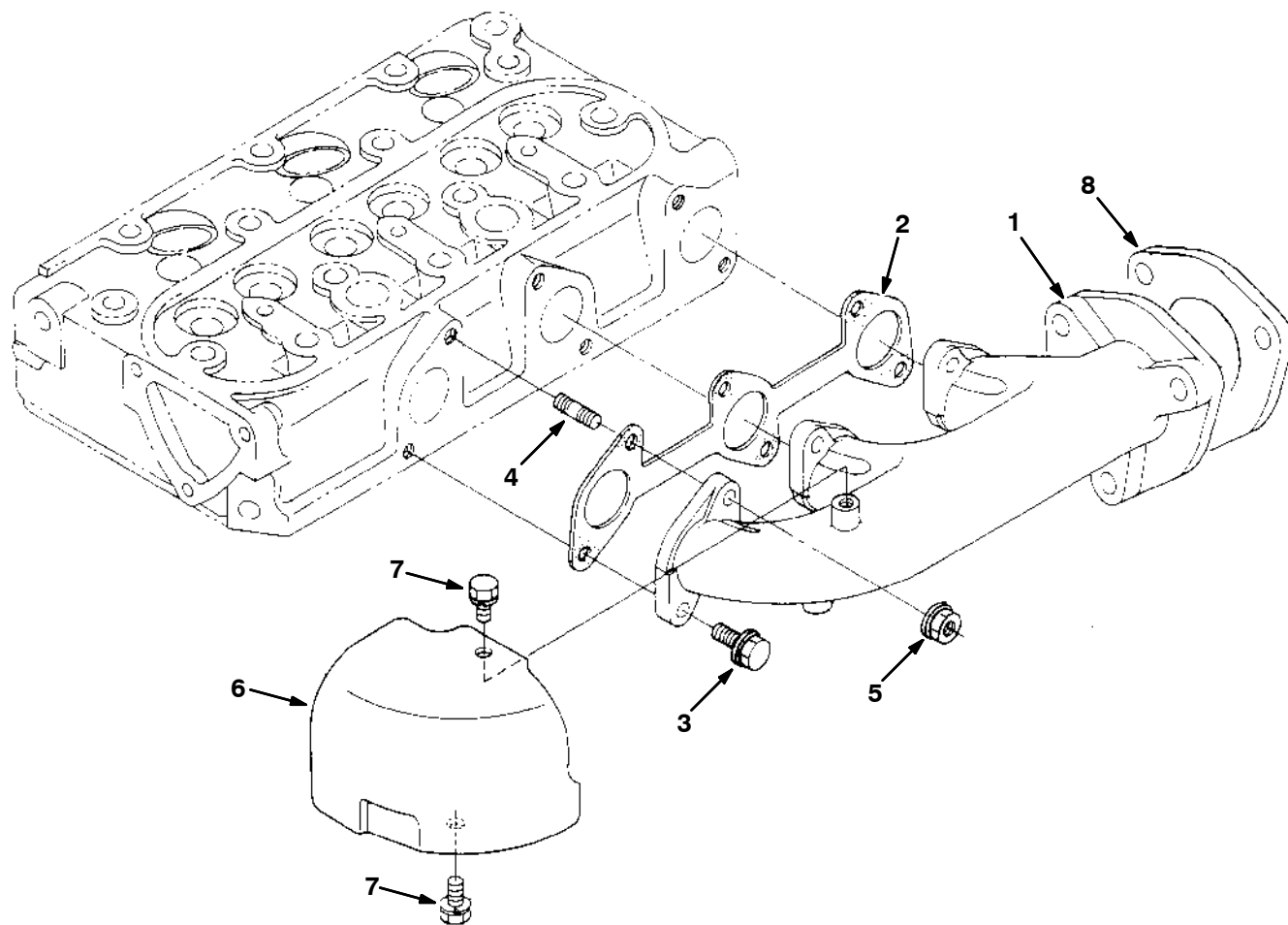
Fig. 25 - Valve and Rocker Arm Group



350273 - G, LP, LIQ

Ref.	Part No.	Description	Qty.	
1	371925	Valve,Inlet	3	
2	371926	Valve,Exhaust	3	
3	361531	Spring,Valve	6	
4	361532	Retainer,Spring	6	
5	361533	Collet,Vlv Sprn	12	
6	361631	Valve Cap	6	
7	361563	Seal,Valve Stem	6	
8	361596	Shaft,Rock Arm	1	
9	361651	Washer	6	
10	361589	Plain Washer	2	
11	40409	Bolt	2	
12	361568	Brkt,Rocker Arm	3	
13	361536	Stud	3	
14	39121	Nut	3	
15	40083	Washer, Sprng	3	
16	39065	Washer, Spring	3	
17	361537	Set Scr,Rockarm	1	
18	361535	Spring,Rock Arm	2	
▽	19	361566	Rocker Arm Assy	6
▲	20	361567	Adjusting Screw	1
▲	21	361534	Nut	1
	22	361525	Valve Seat,In	3

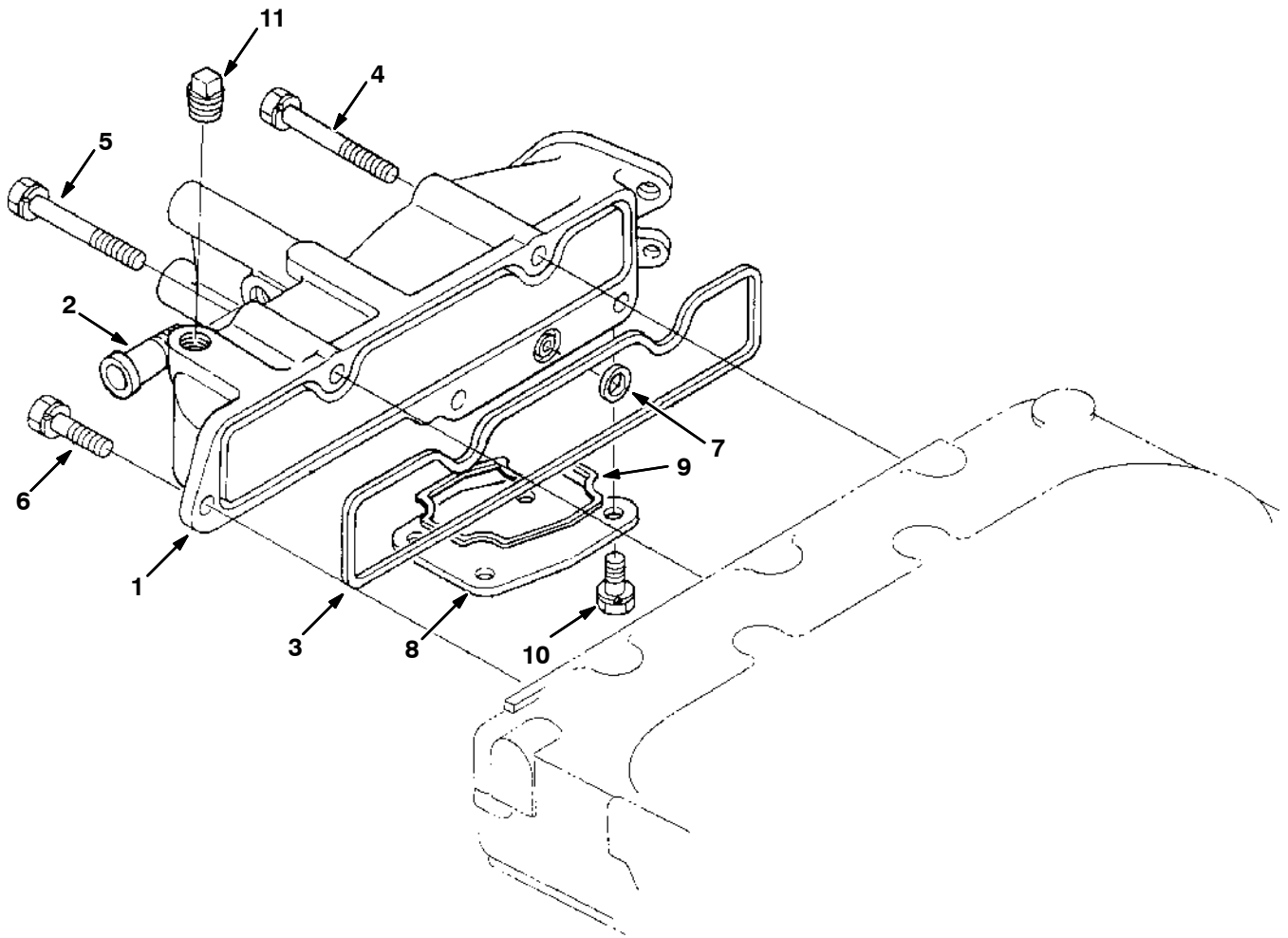
Fig. 26 - Exhaust Manifold Group



350275 - G, LP, LIQ

Ref.	Part No.	Description	Qty.
1	361611	Manifold,Exh	1
2	361595	Gskt,Muffler Na	1
3	361447	Bolt,Ubs	3
4	361640	Stud	3
5	361448	Nut,Ubs	3
6	361623	Cover,Exhaust	1
7	361445	Bolt	2
8	361348	Gasket	1

Fig. 27 - Inlet Manifold Group



350277 - G, LP, LIQ

Ref.	Part No.	Description	Qty.
1	361526	Manifold, Inlet	1
2	361545	Pipe, Water Retn	1
3	361461	Gskt, In-Manifold	1
4	361585	Bolt	2
5	72994	Bolt	1
6	72999	Bolt	2
7	361462	Gasket	1
8	361460	Cover	1
9	361463	Gasket	1
10	41973	Bolt	1
11	361653	Plug	1

SECTION 6

CONTENTS

PAGE

PART NUMBER TO PAGE NUMBER CROSS REFERENCE LIST 6-2
PART DESCRIPTION TO PAGE NUMBER CROSS REFERENCE LIST 6-10

CROSS REFERENCE

PART NUMBER TO PAGE NUMBER CROSS REFERENCE LIST

Part Number	Page Number	Part Number	Page Number	Part Number	Page Number
IB2561	4-11	07790	2-25, 2-33, 2-55	1035983	5-8
MM431	3-29	07791	2-15, 2-19, 2-27,	10362	2-55
MM431ES	3-29		2-29, 2-31, 2-33,	1037207	2-2, 2-3, 2-5, 2-65,
MM431FR	3-29		2-45, 2-53, 3-7, 3-15		2-67
MM431JP	3-29	07792	2-57, 3-15	1037973	2-25
MM433	3-29	07793	3-11	1038176	2-63
SK2561	4-11	08013N	2-7	1041444	2-67
00500-10	2-55	08085	2-51	1041551	2-67
00500-15	4-7	08175	2-45, 2-47	1041616	2-67
00911	2-55	08179	2-49	1041814	2-67
00954	2-55	08182	2-41, 2-63	1041866	3-29
01684	2-47, 2-63	08298	2-57	1041869	2-31
01685	2-63	08346	2-53	1043352	2-25
01713	2-9	08361	2-57	1045229	2-15
01714	2-73	08708	2-17, 2-21, 2-23,	1045764	2-31
01754	2-19, 2-21, 2-57		2-33, 2-41, 2-53,	1045858	2-21
01760	2-15, 3-18		2-55, 2-57, 2-59,	1046173	2-21
01762	2-47		2-65, 2-74, 3-15	1048820	2-75, 4-21
02361	2-79	08709	2-9, 2-25, 2-35,	1048932	2-15
02431	2-9		2-39, 2-41, 2-45,	1049243	2-65, 2-67
02603	4-9		2-47, 2-49, 2-51,	1050757	2-25
02645	4-9		2-57, 2-59, 2-61,	1050780	4-21
02646	4-9		2-63, 2-67, 2-71,	1050809	4-21
02647	4-9		2-73, 3-7, 3-15, 3-17	1050810	4-21
02705	4-3	08711	2-27, 2-41, 2-43,	1050811	4-21
02709	4-3		2-47	1050812	4-21
02850	2-65, 2-67, 3-13,	08712	3-21	1050813	4-21
	3-21	08714	2-43, 3-27, 3-28	10576	2-15
02863	2-19, 3-16	08716	2-59	10632-1	2-73
02912	2-55	09007	3-21	10632-12	3-5
03026	3-13	09010	2-9, 2-51, 2-63	10632-18	2-59, 2-61, 3-7
03192	2-55, 3-15	09011	2-43	10632-4	3-13
04483	2-43	09026	2-63, 2-67	10632-9	3-7
04706	2-23	09028	2-51, 2-57	10664	3-13
06415	2-59	09087	2-53	10846	5-13
06474A	2-63	09145	2-23	11329	2-15, 2-23
06549	2-61, 3-9, 3-13	09146	2-21	11399	2-31
06750	2-71	09164	2-21	11531	2-35
06927	2-15, 3-21	09206	3-13	11631	2-47
06942	2-23, 2-25, 2-31,	09244	3-9, 3-13	12273	2-9, 2-63, 2-65,
	2-55	09278	2-27		2-67, 2-73
06943	2-23, 2-31, 2-33,	09740	2-11, 2-13, 2-47,	12277	2-47
	2-53, 2-55, 2-57,		2-59, 2-63	12317	2-59
	3-15	09744	2-61	12323	2-59
06949	2-41, 2-74	09806	2-59	12333	2-9, 2-35, 2-65
06956	2-45	1008142	2-19, 2-57	12364	2-49
06957	2-57	10143	2-37	12459	2-47, 2-57, 2-63,
06961	2-25, 2-27, 2-37,	1014605	2-15		2-69
	3-19	1016827	2-33	12916	5-6
06964	2-43	1017126	2-4, 2-5, 2-33	13173	2-19
06968	2-41	1017325	2-25	13513	2-73
06971	2-27	1021380	2-25	13904	4-13, 4-15
06972	2-43	1026362	2-57	140282	2-19
06977	2-47	1028492	2-43	14131	2-33
06988	2-51	1035978	5-8	14242	2-43
07259	2-57	1035979	5-8	14296	2-27
07299	2-25	1035980	5-8	14595-1	2-41, 2-51
07592	2-73	1035981	5-8	14601	2-73

CROSS REFERENCE

Part Number	Page Number	Part Number	Page Number	Part Number	Page Number
14605	2-41, 2-51	21982	4-11	32490	2-29, 2-31, 2-33,
15331	2-51	21983	4-11		2-47, 2-57, 2-59,
15555-2	2-33	21984	4-11		2-61, 2-73, 3-7, 3-9,
15675	2-13, 2-17, 2-61, 2-63, 2-65, 2-67	21985	4-11		3-13, 3-15, 3-17, 3-18
15678	2-59	21993	4-11	32491	2-11, 2-13, 2-15, 2-17, 2-19, 2-25, 2-33, 2-35, 2-39, 2-41, 2-43, 2-45, 2-47, 2-49, 2-51, 2-53, 2-59, 2-61, 2-63, 2-67, 2-71, 2-73, 3-7
16082	2-51	222114	2-21	32492	2-25, 2-27, 2-31, 2-49, 2-51, 2-55, 2-57, 2-59, 2-61, 2-63, 3-15
16213	2-73	222196	2-39		
16376	2-25	222290	2-87	32523	2-17
16411	2-2	222460	2-49	32525	2-55
16412	2-2	222504	2-61	32598	2-57
16455	2-57	222505	2-49	32815	2-55
16695	4-5, 4-7	222516	2-15	32899	2-41, 2-51
16735	2-15, 2-19, 2-31, 2-33, 2-75	22290	2-23	32960	2-11, 2-13
16931	2-15, 2-17, 2-19, 2-25, 2-29, 2-33, 2-39, 3-7	22297	2-29	32981	2-33, 2-73
16949	2-17, 2-69	23498	2-53, 2-55	32983	2-17
17404	2-57	23694	2-35	32984	2-27
17414	2-33	23788	2-57	32985	2-25
19065	2-65, 2-67, 3-7	24012-1	2-35	32987	2-43, 2-47
19066	2-21, 2-23, 2-31, 2-55, 3-9, 3-13, 3-21	24339	2-43, 3-25, 3-26, 3-27, 3-28	330715	3-29
19252	2-27	24576-1	3-7	33342	2-51
19309	3-7	24576	3-7	33612	2-27
19320	3-7	24593	3-15	33671	2-37
19324	3-15	24698	2-33	33932	2-59
20100	5-7, 5-17, 5-18, 5-20, 5-24, 5-25	24899	2-47	33933	2-19, 2-57
20634	2-65, 2-67	24976	3-13	34176	4-7
21194	3-13	25005	2-53	34329	2-43
21195	2-27	25049	2-73	34359	2-63
21917	4-15	25312	3-16	34813	2-21
21925	4-3	25887	2-47	34877	2-57
21926	4-3	26395-2	3-3, 3-7, 3-21	35529	2-57
21927	4-3	27108	2-51	35586	2-74
21928	4-3	27985	2-17, 2-25	35973	2-47
21929	4-3	28499-1	3-7	360023	2-41
21933	4-19	28835	4-5, 4-7	360026	2-61
21934	4-19	29499	2-51	360027	2-51
21935	4-19	29584	2-49	360028	2-51
21948	4-15	29832-5	2-37	360042	2-59
21951	4-9	30013	2-9, 3-15	360054	2-41
21952	4-9	30057	5-15	360062	2-74
21953	4-9	30111	5-15	360063	2-74
21959	4-5	30135	5-7, 5-8	360064	2-57
21960	4-5	30251	2-47	360071	2-41
21961	4-13	30252	2-47	360074	2-41, 3-25, 3-26, 3-27, 3-28
21963	4-3	30253	2-47	360077	2-57
21964	4-17	30255	2-47	360078	2-51
21965	4-17	30533	3-19	360079	2-3, 2-5, 2-49
21966	4-17	31258	2-37	360081	2-51
21967	4-17	31258	2-37	360083	2-17
21972	4-17	31354	4-5, 4-7	360096	2-19
21973	4-17	31373	4-5		
21974	4-17	31375	4-7		
21978	4-11	31646	2-69		
21980	4-11	32126	2-43, 3-25, 3-26, 3-27, 3-28		
21981	4-11	32483	2-23, 2-53		
		32485	2-25, 2-27, 2-35, 2-37, 2-43, 2-71, 3-13		
		32486	2-17, 2-25, 2-41, 2-51, 2-63, 3-11		

CROSS REFERENCE

Part Number	Page Number	Part Number	Page Number	Part Number	Page Number
360098	2-33, 2-69	360367	2-35	360678	2-53
360107	2-47	360369	2-15	360704	2-15
360109	2-47	360370	2-15	360707	2-29
360110	2-47	360372	2-35	360708	2-29
360120	2-47	360386	2-57	360711	2-23
360132	2-47	360388	2-3, 2-5, 2-11, 2-13	360712	2-19
360134	2-2, 2-3, 2-5, 2-9	360392	2-13	360713	2-19
360136	2-2, 2-3, 2-5, 2-9	360395	2-11	360721	2-25
360137	2-9	360403	2-33	360729	2-71
360138	2-9	360410	2-49	360732	2-27
360144	2-45	360411	2-49	360736	2-55
360152	2-43	360413	2-49	360742	2-19
360162	3-23, 3-26	360414	2-49	360747	2-25
360163	3-22, 3-25	360417	2-49	360748	2-25
360181	2-55	360421	2-63	360753	2-2, 2-3, 2-4, 2-5
360185	2-63	360424	2-63	360760	2-33
360191	2-59	360426	2-59	360761	2-2, 2-3, 2-5, 2-13
360192	2-59	360427	2-63	360763	2-13
360193	2-59	360428	2-61	360766	2-57
360194	2-59	360429	2-59	360768	2-57
360199	2-2, 2-3, 2-5, 2-65, 2-67	360430	2-59	360769	2-43
360200	2-9	360434	2-63	360773	2-21
360270	2-41	360435	2-63	360774	2-45
360271	2-41	360436	2-61	360781	2-9, 2-13
360272	2-41	360442	2-73	360782	2-2, 2-3, 2-5, 2-9
360273	2-41	360449	2-49	360784	2-2, 2-3, 2-5, 2-11
360274	2-41	360451	2-49	360786	2-2, 2-3, 2-5, 2-59
360275	2-41	360454	2-49	360787	2-31
360276	2-41	360455	2-57	360795	3-11
360280	2-11, 2-13	360459	2-39	360798	3-11
360283	2-11, 2-13	360460	2-39, 2-45	360799	2-31
360284	2-11, 2-13	360465	2-19	360801	2-49, 2-51
360295	3-22	360467	2-74	360802	2-41
360296	3-23	360471	2-27	360808	2-65
360300	3-24, 3-28	360487	2-13	360809	2-65
360309	2-15	360492	2-47	360813	2-25
360313	2-73	36050	2-2, 2-3, 2-4, 2-5	360814	2-25
360319	2-11	360500	3-3	360819	2-37
360327	2-2, 2-3, 2-5, 2-59	360503	2-87	360820	2-65
360328	2-59	360504	3-5	360821	2-39
360332	2-61	360509	2-87	360822	2-59
360333	2-63	360520	3-3, 3-5	360824	2-61
360334	2-59	360521	2-21	360826	2-61
360335	2-59	360602	2-61	360831	2-17
360336	2-2, 2-3, 2-5, 2-63	360603	2-2, 2-3, 2-5, 2-63	360833	2-29
360337	2-63	360604	2-59	360836	2-33
360338	2-63	360606	2-63	360837	2-33
360340	2-63	360608	2-61	360839	3-11
360341	2-31	360610	2-61	360840	2-39
360342	2-15	360620	2-31	360841	2-73
360344	2-39	360621	2-31	360844	2-2, 2-3, 2-5, 2-63
360345	2-41	360627	2-29	360848	2-63
360349	2-47	360629	2-35	360854	2-39
360352	2-41	360630	3-19	360867	2-23
360357	2-51	360631	2-49	360872	2-33
360361	2-15	360633	2-41	360873	2-17
360362	2-31	360637	2-45	360876	2-35
360363	2-31	360655	2-53	360877	2-33
360364	2-29	360658	2-53	360883	3-15
		360660	2-53	360884	2-39

CROSS REFERENCE

Part Number	Page Number	Part Number	Page Number	Part Number	Page Number
360888	2-63	361054	2-61	361293	2-19
360889	2-61	361064	2-88	361295	2-57
360890	2-59	361069	3-24	361296	2-55
360893	2-59	361070	2-51	361299	2-74
360894	2-59	361072	2-21	361300	2-19
360903	2-57	361075	2-21, 3-9, 3-13	361306	2-11
360906	2-19	361077	2-43, 3-24, 3-27,	361323	2-29
360908	2-59		3-28	361324	2-29
360909	2-59	361081	2-43, 3-27	361325	2-29
360910	2-59	361084	2-51	361327	2-55
360912	3-21	361107	2-88	361329	3-15
360915	3-21	361109	2-88	361330	3-15
360917	2-39	361113	2-33	361331	3-15
360928	2-19	361120	3-3	361332	3-15
360930	2-49	361121	2-9	361333	2-61
360932	3-19	361125	3-5	361339	2-59, 2-63
360933	3-15	361135	2-45	361342	2-15
360935	2-41	361140	3-9, 3-13	361343	2-15
360938	3-21	361141	3-9, 3-13	361344	2-15
360941	2-61	361146	3-17	361345	2-15
360943	2-59, 3-21	361148	3-13	361346	2-9
360949	2-65	361153	2-3, 2-5, 2-55	361348	5-30
360952	2-65	361160	2-9	361362	5-4, 5-27
360955	2-65	361164	2-17	361369	5-4
360957	2-65, 2-67	361165	2-17	361370	5-4
360959	2-27	361201	2-2, 2-3, 2-4, 2-5,	361371	5-3
360961	2-49		2-29	361372	5-5
360962	3-11	361203	2-55	361374	5-8
360972	2-35	361204	2-55	361381	5-10
360973	2-15, 3-3, 3-7, 3-15,	361205	2-55	361396	5-5
	3-16	361206	2-55	361403	5-10
360977	2-3, 2-5, 2-53	361207	2-55	361410	5-10
360979	2-3, 2-5, 2-53	361208	2-55	361441	5-6
360981	2-53	361209	2-33	361442	5-18
360991	2-2, 2-3, 2-4, 2-5,	361210	3-16	361443	5-25
	2-69	361211	3-16	361445	5-30
361009	2-79	361224	2-2	361446	5-17
361010	2-71, 4-3	361230	5-21	361447	5-30
361012	2-74, 4-13	361236	2-2	361448	5-30
361013	2-57, 4-17	361237	2-2	361449	5-3
361014	2-51, 4-5	361238	2-2	361450	5-21
361018	2-71, 4-11	361239	2-2	361451	5-19
361019	2-75, 4-15	361242	2-2	361452	5-6
361021	2-47, 4-7	361250	2-23	361453	5-15
361023	2-2, 2-3, 2-4, 2-5,	361251	2-35	361454	5-28
	2-69	361259	2-25	361455	5-17
361025	2-43, 4-9	361260	2-27	361456	5-20
361028	2-74, 4-13	361261	2-33	361457	5-20
361040	2-79	361268	3-15	361458	5-10
361041	2-79	361270	2-69	361459	5-17
361042	2-79	361272	2-55	361460	5-31
361043	2-79	361273	2-31	361461	5-31
361044	2-79	361274	2-57	361462	5-31
361046	2-79	361276	2-57	361463	5-31
361047	2-79	361279	2-33	361464	5-13
361048	2-79	361282	2-25	361466	5-15
361049	2-79	361284	3-11	361467	5-17
361050	2-79	361285	3-11	361468	5-13
361051	2-79	361288	3-9	361469	5-18
361052	2-79	361292	3-15	361470	5-18

CROSS REFERENCE

Part Number	Page Number	Part Number	Page Number	Part Number	Page Number
361471	5-18	361539	5-15	361605	5-15
361472	5-18	361540	5-15	361606	5-15
361473	5-18	361541	5-13	361607	5-15
361475	5-19	361542	5-19	361608	5-15
361476	5-18	361543	5-21	361609	5-4
361477	5-19	361544	5-24	361610	5-10
361478	5-18	361545	5-31	361611	5-30
361479	5-18	361547	5-15	361612	5-3
361480	5-18	361548	5-15	361614	5-26
361481	5-18	361550	2-15	361615	5-24
361482	5-18	361554	2-15	361616	5-11
361483	5-18	361555	2-47	361617	5-11
361484	5-20	361556	5-10	361619	5-11
361485	5-20	361557	5-7	361620	5-11
361486	5-20	361558	5-7	361621	5-6
361487	5-21	361559	5-7	361622	5-7
361488	5-22	361560	5-7	361623	5-30
361489	5-22	361561	5-7	361624	5-15
361490	5-22	361562	5-7, 5-8	361625	5-28
361491	5-22	361563	5-29	361626	5-27
361492	5-22	361564	5-5	361627	5-26
361493	5-21	361565	5-5	361628	5-15
361494	5-21	361566	5-29	361630	5-10
361495	5-12	361567	5-29	361631	5-29
361496	5-23	361568	5-29	361632	5-11
361497	5-21	361569	5-11	361633	5-11
361498	5-17	361570	5-13	361634	5-15
361499	5-20	361571	5-11	361635	5-4
361500	5-3	361572	5-15	361636	5-3
361501	5-5	361573	5-15	361637	5-9
361502	5-6	361574	5-15	361638	5-6
361503	5-6	361575	5-3	361639	5-12
361504	5-12	361576	5-6	361640	5-30
361505	5-15	361577	5-13	361641	5-6
361506	5-15	361578	5-13	361642	5-3
361507	5-15	361579	5-13	361643	5-3
361508	5-15	361580	5-19	361644	5-10
361509	5-17	361581	5-18	361645	5-7
361510	5-20	361582	5-28	361646	5-7, 5-8
361511	5-20	361583	5-26	361647	5-15
361512	5-20	361584	5-27	361648	5-12
361513	5-21	361585	5-6, 5-31	361649	5-24
361514	5-21	361586	5-3	361650	5-7
361515	5-21	361587	5-28	361651	5-29
361516	5-21	361588	5-6	361652	5-3
361517	5-21	361589	5-29	361653	5-31
361525	5-29	361590	5-10	361654	5-26
361526	5-31	361591	5-12	361655	5-24
361527	5-13	361592	5-25	361656	5-27
361528	5-20	361593	5-25	361657	5-7
361529	5-17	361594	5-6	361658	5-20, 5-24
361530	5-5	361595	5-30	361670	3-15
361531	5-29	361596	5-29	361671	3-11
361532	5-29	361597	5-11	361672	3-11
361533	5-29	361599	5-15	361673	3-11
361534	5-29	361600	5-15	36192	2-3, 2-5, 2-15
361535	5-29	361601	5-15	361922	2-27
361536	5-29	361602	5-15	361944	3-5
361537	5-29	361603	5-15	361950	2-19
361538	5-15	361604	5-15	361951	2-15

CROSS REFERENCE

Part Number	Page Number	Part Number	Page Number	Part Number	Page Number
361975	3-3, 3-5	375047	5-24	393623	5-11
361980	2-27	375055	5-17	39395	2-47
36328	2-57	375056	5-17	39396	2-51
363502	2-11	375057	5-17	39512	5-20
36438	3-7	375058	5-17	39527	4-7
36439	3-7	375059	5-17	39633	5-13
364826	2-43	375062	2-33	39658	2-21, 2-57
364827	2-43	375133	2-59	39710	5-13
364861	2-43	375134	2-59	39780-2	3-13
364863	2-43	37555	4-5, 4-7	398507	2-87
364949	2-43	377324	2-21	39924	3-13
366016	3-7	377433	2-21	40083	5-28, 5-29
366021	3-7	377537	2-2	40166	5-7, 5-8, 5-13, 5-18
366024	3-7	377538	2-2	40203	5-3
366025	3-7	377540	2-2	40409	5-6, 5-12, 5-18, 5-29
366026	2-21	382516	2-21	40585	2-33
366054	2-25	38263	4-5	40607	3-13
366055	2-25	38315	4-9	40678-1	2-27
366063	5-17	383165	2-21	40678	2-31, 2-33
366068	2-27	38490	4-9	40758	2-9
366069	2-3	385947	2-7	40870-8	2-3, 2-5, 2-55
366092	2-43, 3-24, 3-27, 3-28	387153	2-55	41141	2-53
366093	3-24, 3-28	387376	2-55	41142	2-37
366094	2-43, 3-27	387387	2-55	41178	2-59, 3-15
366104	2-43, 3-24, 3-27, 3-28	387388	2-55	41342	2-73, 3-7, 3-17
366107	3-25, 3-26, 3-27, 3-28	387389	2-55	41346	3-11
366111	3-27	388426	2-29	41430	2-31, 2-43, 2-49, 2-57, 2-59, 2-61, 3-19
366112	3-28	39051	5-3	41561	2-55
366113	3-27	39052	5-3	41619	2-59
366114	3-28	39060	5-3	41792	5-4
366116	3-26	39065	5-28, 5-29	41973	5-17, 5-24, 5-26, 5-31
366117	3-26	39073	5-4, 5-5	42120-1	2-57
366118	3-25	39088	5-3, 5-5	42124	3-21
366119	3-25	39094	5-12	42215	2-23
36658	2-65, 2-67	39097	5-17, 5-18, 5-20, 5-24, 5-25	42223	2-71
36661	2-65, 2-67	39107	5-24	42227	2-69
368082	2-2, 2-3, 2-4, 2-5	39117	5-6, 5-13	43242	2-25
368092	5-26	39119	5-10, 5-26, 5-27	43454	2-17
369704	2-53	39121	5-20, 5-28, 5-29	43672	3-7
369810	3-18	39128	5-21, 5-24	43673	3-7
370010	2-7	39148	5-7, 5-18, 5-21, 5-24	43844	2-33
370025	2-7	39160	5-11, 5-13, 5-18, 5-20	43958	2-43
370153	2-65	39162	5-7, 5-8	44078	2-21, 2-53
371686	3-29	391803	2-15	44166	3-21
371922	5-17	39197	5-11	44681-1	3-3, 3-5
371923	5-22	39277	2-25, 2-35, 2-41, 2-45, 2-53, 2-61, 2-71, 3-15	44681-2	3-3, 3-5
371924	5-5	39283	2-25, 2-31, 2-43, 3-27, 3-28	44681	3-3, 3-5
371925	5-29	39311	2-65	44869	2-71, 2-75
371926	5-29	39338	2-55	44906	2-39
371927	5-27	39346	2-49	44936	2-43
371928	5-26	39349	2-11, 2-13, 2-15, 2-27, 2-31, 3-15	45628	4-5, 4-7
371929	5-28	39350	2-43	45779	2-59, 3-3, 3-5
371930	5-5	393549	5-8	45786	2-43, 3-24, 3-27, 3-28
375001	3-25, 3-26, 3-27, 3-28	393605	5-24	45975	2-87
375019	2-53			46140	2-53
375020	2-45			46480	2-43

CROSS REFERENCE

Part Number	Page Number	Part Number	Page Number	Part Number	Page Number
46481	2-69	54395	2-15	65145-1	2-71
46559	2-51, 2-71	54995	2-45, 2-49	65221	3-13
47501	2-51	55248	2-31, 2-59	65222	3-13
47512	2-71	55586	2-47, 2-75	65229	4-7
47513	2-69	55619	2-69	65230	4-5
47522	2-43	55685	2-74	65441	2-73
47566	2-33	55697	2-79	65869-1	2-3, 2-5
47585	2-23	55740	2-2, 2-3, 2-4, 2-5, 2-69	67004	3-21
47638	2-57, 2-74	55779	2-47	67366	2-69
47655	2-69	55844	2-2, 2-3	67767	2-9, 2-19, 2-31, 2-47
47719	2-43	55849	2-2, 2-3, 2-4, 2-5	68866	2-73
47752	2-23	55965	3-21	68872	2-37
47753	2-51	56185	2-23	68873	2-37
47801	2-43	56186	2-21	69234	2-19, 2-25, 2-27
48267	2-33	56398	2-23	70006	2-69
48577	4-17	56690	2-23, 2-75	70096	4-3
48732	2-57	56820	2-43, 2-57, 2-74	70097	4-3
48763	3-11	56821	2-51	70098	4-3
49145	2-41	57288	2-79	70099	4-3
49225	2-43	57370	4-9	70100	4-3
49263	2-21, 2-23	57373	4-9	70103	4-3
49266	2-31, 2-33, 2-43, 2-51, 2-53, 2-59, 2-63, 2-73, 3-3, 3-5, 3-7	57374	4-9	70173	2-33
49287	2-25	57375	4-9	70218	2-23
49300	2-53	57564	2-9, 2-13	70219	2-23
49697	2-59, 2-65, 2-67	57751	2-21, 3-3, 3-5, 3-7	70622	2-23
49826	2-11, 2-13, 2-65	57803	2-21, 3-3, 3-5, 3-7	70709	2-23
50388	2-27, 2-31	57897	4-3	70717	2-23
50470	3-7	57962	2-79	70767	2-33
50616	3-7	57972	2-79	70888	5-3
51020	5-15	58056	2-43	70974	5-17
51109	2-41	58286	2-25, 2-35, 2-37	70995	5-26
51176	2-27	58346	2-29	70998	5-3
51194	5-15	58842	2-43	71126	2-49
51225-1	2-63	59015	2-33	71456	5-26
51276	5-15	59118-6	2-55	71713	2-23, 4-19
51277	5-15	59431	2-7	71721	2-71
51285	5-3	59432	2-7	71988	5-3
51305	2-31	59542	2-57	71995	5-11
51331	5-5	59560	2-79	72155	2-43
51417	4-9	59567	2-79	72439	2-17
51529	2-45	59568	2-79	72728	2-73
51564	2-25, 2-27, 2-47	59633	2-51	72968	2-2, 2-9, 2-59
51813	2-49	59672	2-39	72994	5-6, 5-31
52296	2-45	59767	2-88	72996	5-19, 5-27
52386	4-3	59870	2-74	72999	5-31
52402	2-47, 2-71, 2-74	59965	3-9, 3-13	73027	2-23
52508	2-47	60587	4-3	73061	2-23
53078	2-33	60745	2-29	73411	2-73
53468	2-19, 2-25	60752	2-21	73482	5-21
53601	2-43	61891	4-3	73512	5-11, 5-13, 5-15
53984	2-51	61923	3-7	73565	5-17
54009	3-21	63292	2-73	73632	5-26
54012	3-21	63416	2-74	73634	5-8, 5-28
54121	2-65, 2-67	64173	2-49	74068	3-5
54345	2-33, 2-55	64379	2-63	74077	2-59
54390	2-41	64425	2-51	74094	4-5, 4-7
54394	2-31	64655	2-23	74095	4-7
		64886	2-43	74098	4-7, 4-9
		64887	2-43	74099	4-7
				74100	4-5, 4-7

Part Number	Page Number	Part Number	Page Number
74119	4-9	79805	4-13
74120	4-9	79806	4-13
74174	4-7	79807	4-13
74180	4-3	79808	4-13
74183	4-19	79812	4-13
74185	4-19	79814	4-13
74192	4-19	79820	4-13
74193	4-19	81584	2-33
74196	4-19	82239	2-43
74222	4-19	82739	3-13
74225	4-3	82809	2-79
74226	4-3	82816	2-79
74229	4-3	82833	2-63
74230	4-3	83887	2-73
74231	4-19	84170	2-73
74232	4-19	84581	2-51
74237	4-3	86029	2-51
74243	4-19	86328	2-27, 2-57
74244	4-19	86332	3-5
74245	4-19	86659	2-41
74248	4-3	86798	2-39
74250	4-5, 4-7	87097	2-7
74454	2-55	87099	2-7
74455	2-9, 2-25, 2-27, 2-33, 2-57, 2-63, 3-9, 3-13	87104	2-63
		87180	2-9
74469	4-3	87181	2-2, 2-3, 2-5, 2-9
75128	2-15	87216	2-57
75305	2-39	87244	2-57
75430	2-39	87299	2-55
75934	2-73	87308	2-17, 2-65
75939	2-53	87333	2-7
75968	2-23	87334	2-7
76316	2-69, 2-75	87346	2-9
76570	2-39, 2-49	87536	2-21
76960	2-17	87546	2-65, 2-67
77097	2-43, 2-63, 2-75	87581	2-17
77235	3-18	87585	2-53
78143	2-25	87624	2-55
78785	2-73	87631	2-47
79246	2-63	87689	2-2, 2-3, 2-5, 2-63
79711	4-15	87707	2-53
79729	4-9	87738	2-33
79731	4-15	87838	2-55
79739	4-15	87851	4-17
79740	4-15	87866	2-3, 2-5, 2-21
79784	4-17	87940	5-3
79785	4-13	87948	2-9
79786	4-13	87949	2-9
79787	4-13	87983	2-53
79788	4-13	9001543	2-4
79789	4-13	9001544	2-5
79792	4-13	9001608	2-25, 2-55
79794	4-13	9003935	2-33
79795	4-13	9005081	2-15
79796	4-13	9005789	2-25
79800	4-13	9006178	5-21
79801	4-13	9006179	5-21
79802	4-13	9006180	5-21
79804	4-13	97031	2-41

PART DESCRIPTION TO PAGE NUMBER CROSS REFERENCE LIST

A

Adaptor Wldt, Vac Wand, 3-21
 Adjusting Screw, 5-29
 Air Cleaner Assy, 2-29
 Alternator Bracket, 5-24
 Alternator, 5-24
 Angle Wldt, Front Mount, Die, 2-27
 Angle, Baffle, 2-55
 Angle, Bottom Stiffener, 2-59
 Angle, Brace, 2-31
 Angle, Cable Keeper, 2-49
 Angle, Guide, 2-15
 Angle, Mtg, Air Cleaner, 2-29
 Angle, Mtg, Latch Pin, 2-17
 Angle, Mtg, Muffler, 2-35
 Angle, Radiator Mt, 2-31
 Arm Assy, Lift W/Label, 2-57
 Arm Wldt, Brush, Lh, 2-47
 Arm Wldt, Lift, 2-51
 Arm Wldt, Rh, 2-47
 Arm, Brush, Adj, Lh, 2-49
 Arm, Brush, Adj, Rh, 2-49
 Arm, Safety, W/Label, 2-57

B

Backing Plate Kn, 2-41
 Backplate Assy, 4-3
 Backup Alarm Kit 6400, 12 V, 3-7
 Baffle, 2-29
 Balance Ring, 4-9
 Ball Case, Gov, 5-13
 Ball Joint, 250-28, 2-73
 Ball, 4-13, 5-6, 5-13, 5-15
 Band, Mtg, Air Cleaner, 2-29
 Band, Pipe, 5-28
 Bar-Flt .06T 1.00W 4.00L,Rbr, 2-65
 Bar-Flt .06T 4.00W 5.00L,Rbr, 2-65
 Barrel, 4-17
 Battery, 12V, Cc Amps:600 Wet, 2-37
 Bearing Ball, 5-13
 Bearing Cam, 4-3
 Bearing Kit, 4-19
 Bearing Metal Side, 5-15
 Bearing, .750 Bore, 2-47
 Bearing, Ball, 0.67B 1.57D 0.47W, 2-55
 Bearing, Ball, 1.18B 2.44D 0.6, 3-25,
 3-26, 3-27, 3-28
 Bearing, Cup&Cone Assy, 2-43
 Bearing, Flange .500B, 2-23
 Bearing, Journal, 2-57, 2-63
 Bearing, Needle, 4-11
 Bearing, Thrust - Fiberglass, 2-51
 Bearing, Thrust, 4-3
 Bearing, .50X.38, 2-49
 Bearing-Ball, 0.67B 1.57D 0.47W, 2-55
 Bearing-Ball, 1.18B 2.44D 0.63W, 2-41
 Bearing-Ball, 1.38B 2.83D 0.67W, 2-47
 Bearing-Flange, .500Bore .38L, 2-39
 Bearing-Flange, 2 Hole 0.50Bore, 2-23
 Bearing-Self Align 1.250 Bore, 2-57

Bearing, 4-17, 5-15, 5-18
 Bellows, Solenoid .75-16, 2-53
 Belt, Seat, 3-19
 Belt, V, 07m 32.2l, 2-2, 2-3, 2-4, 2-5
 Belt, V, 35.5l [3v, 3vx], 2-55
 Belt, V, 9.5mm 37.4l [Ku], 2-2, 2-3, 2-4,
 2-5
 Block, Adjusting, 2-45
 Block, 2-49
 Bolt, Brg Case, 5-10
 Bolt, Conn Rod, 5-15
 Bolt, Cyl Head, 5-5
 Bolt, Flywheel, 5-12
 Bolt, Ubs, 5-30
 Bolt, 4-9, 5-3, 5-4, 5-5, 5-6, 5-8, 5-10,
 5-11, 5-12, 5-13, 5-15, 5-17, 5-18,
 5-19, 5-20, 5-21, 5-24, 5-25, 5-26,
 5-27, 5-29, 5-30, 5-31
 Boot, Circuit Breaker, 3-3, 3-5, 3-7
 Boot, Circuitbreaker, 2-21
 Boot, Switch, Ignition, 2-21
 Boot, Switch, 2-21
 Boot, Batt. Term. 1-2Ga. Red, 2-37
 Boot, Batt. Term. 1-2Ga. Black, 2-37
 Boot, Circuit Breaker, 2-21
 Bracket Wldt, Duct, 2-53
 Bracket Wldt, Hinge, 2-61
 Bracket Wldt, Latch, 2-17
 Bracket Wldt, Sbdc, 3-15
 Bracket Wldt, Sppt, Shkr, 2-67
 Bracket Wldt, Steering, Tilt, 2-23
 Bracket, Alarm, Backup, 3-7
 Bracket, Angle, 2-19
 Bracket, Cable Mount, 2-25
 Bracket, Clip, 2-61
 Bracket, Cylinder, Mtg, 2-63
 Bracket, Door, Indicator, 3-9, 3-13
 Bracket, Drive Motor, 2-43
 Bracket, Flasher, 3-7
 Bracket, Guard, 2-57
 Bracket, Hinge, Brush Door, 2-11, 2-13
 Bracket, Mtg, Back Plate, Rh, 2-63
 Bracket, Mtg, Bearing, 2-47
 Bracket, Mtg, Eng, Front, 2-25
 Bracket, Mtg, Fuel Tank, 2-33
 Bracket, Mtg, Motor, 2-51
 Bracket, Mtg, Propel Cable, 2-73
 Bracket, Mtg, Spring Cable, 2-73
 Bracket, Mtg, 2-51
 Bracket, Pump, 2-71
 Bracket, Retainer, 2-73
 Bracket, Safety Clip, 2-73
 Bracket, Sbdc, 3-15
 Bracket, Seat Adjuster, 2-15
 Bracket, Shaker Switch, 2-53
 Bracket, Stop, Brush Door, 2-11, 2-13
 Bracket, Support, Cover, 2-59, 2-61
 Bracket, Support, Fueline, 2-33
 Bracket, Support, Shaker, 2-65
 Bracket, Vac Wand, 3-21
 Bracket, Mtg, Back Plate, Lh, 2-63

Bracket, 2-57
 Brake Assy, 2-41
 Breaker-Circuit, 15 Resetbl, 3-3, 3-5, 3-7
 Breaker-Circuit, 15A Resetable, 2-21
 Breather Elemnt, 5-7
 Breather, Hyd Cap 5.2Ds Chain, 2-69
 Breather, Hyd, 2-3, 2-5
 Brkt, Rocker Arm, 5-29
 Brush-Side Swp, Flatwire, 2-7
 Brush-Side Swp, Polypropylene, 2-7
 Brush-Side Swp, Soft Nylon, 2-7
 Brush-Sweep, Natural Fiber, 2-7
 Brush-Sweep, Polyester, 2-7
 Brush-Sweep, Polypropylene and Wire,
 2-7
 Brush-Sweep, Polypropylene, 2-7
 Brush-Sweep, Wedge, Polypropylene, 2-7
 Brush-Sweep, Window, Polypropylene,
 2-7
 Bshg, Piston Pin, 5-15
 Bulb #194, 2-9
 Bulb, 2-59, 3-3, 3-5, 3-7
 Bumper Wldt, Front, 2-61
 Bumper, Rubber, 2-15
 Bushing Assy, Flng, 4 Hole, 1.57B, Stl,
 2-55
 Bushing, Door Pivot, 2-63
 Bushing, B20 D22 L24, 2-41
 Bushing, 4-13, 5-11

C

Cable, Battery Pos 4Ga. 38L, 2-37
 Cable, Battery, Negative, 2-37
 Cable, Push-Pull, 2-73
 Cable, Throttle, 2-19
 Cable, 2-3, 2-5, 2-49, 2-51
 Cabletie Mount, Adhesive, 2-31, 2-59
 Cam Wldt, Speed Limit, 2-39
 Cam, Nickel Plated Kn, 2-41
 Camplate, 4-3
 Camshaft Assy, 5-11
 Cap Assembly, 4-13
 Cap Assy, 5-22
 Cap Screw, 4-5
 Cap, Breather, Hyd, 5.2 Ds, 2-2, 2-4
 Cap, End, 4-5, 4-19
 Cap, Filler, Oil, 5-8
 Cap, Fuel, 2-33
 Cap, Hub, 2-41
 Cap, Radiator, 14psi [Stant], 2-31
 Cap, Screw, 4-7
 Cap, Sealing, 5-3
 Cap, Steering Wheel, 2-23
 Cap, Valve Stem, 2-43, 3-24, 3-27, 3-28
 Cap, Sealing, 5-5
 Cap, Spark Plug, 5-21
 Cap, 2-47, 5-5, 5-17
 Carb Assy (Gas), 5-17
 Carb Assy (Gas&LPG), 5-17
 Carb Assy (LPG), 5-17

Cart, PSI CN CP, 4-15
 Cartrdg,Oil Fil, 5-6
 Case Assy,Main, 5-10
 Case,Gear, 5-6
 Chain, Sah#35 , 4Links, Cad 2.37, 3-7
 Chain,Jack#12, 6Links,Znc, 3-21
 Chain,Link#2/08 5Links,Br.Zinc, 2-9
 Channel Wldt, Ohg, Lh, 3-11
 Channel Wldt, Ohg, Rh, 3-11
 Channel Wldt, 2-27
 Channel, Fuel Drip Shield, 2-33
 Channel, Latch, 2-17
 Channel, Mounting, Steering La, 2-23
 Channel, Mtg, Fan, 2-55
 Channel, Recirculation Flap, 2-9
 Cir Clip,Govslv, 5-13
 Cir Clip,Pstpin, 5-15
 Cir-Clip, 5-18
 Circuitbreaker, 15a, Resetable, 2-21
 Clamp Assy Dn, 2-29
 Clamp, Cable 1.0 Dia, 2-27
 Clamp, Cable 1.5 Dia, 2-27, 2-57
 Clamp, Cable, Stl, 0.18d X 0.75w, 1hole, 2-25
 Clamp, Cable, Stl, 0.69d X 0.62w, 1hole, 2-31
 Clamp, Cable, Stl, 1.75d X 1.00w, 1hole, 2-19
 Clamp, Hose, Heater, 5-8
 Clamp,Cable .44D .62Wide, 2-31, 2-33
 Clamp,Cord, 5-21
 Clamp,Hose-4.0Dia.,Over Center, 2-55
 Clamp,Hose, 5-28
 Clamp,Tube-Double, 2-69
 Clamp-Cable, .88Dia .56Wth, 2-27
 Clamp-Cable, 0.38D 0.38W Stl, 3-7
 Clamp-Cable, 0.38D 0.38W stl, 3-3
 Clamp-Cable, 0.38Dia 0.38Wth, 3-21
 Clamp-Cable, 0.75d 0.88w Stl, 2-25
 Clamp-Cable, 1.00Dia. .62Wth, 2-19, 2-25
 Clamp-Cable, 1.75d 1.0w Stl, 2-25
 Clamp-Cable,.69Dia. 62Wth, 2-9, 2-19, 2-47
 Clamp-Muff,For 1.75 Od Tube L, 2-35
 Clamp-Muffler,For 1.37 Od Tube, 2-35
 Clamp-Wormdrive, 0.25- 0.62D, 2-33
 Clamp-Wormdrive, 0.81- 1.50D, 2-31
 Clamp-Wormdrive, 1.06- 2.00D, 2-35
 Clamp-Wormdrive, 1.56- 2.50D L, 2-29
 Clamp-Wormdrive, 2.63- 4.50D, 2-53, 2-55
 Clevis Pin, 4-17
 Clevis,Adjust.0.25-28Th.Cad., 2-41, 2-51
 Clip Spring Prop Arm, 2-57
 Clip-Finger Grip, 3-21
 Coil, 12V, 4-15
 Coil,Ignition, 5-23
 Collar,Crnkshft, 5-15
 Collar, 5-20, 5-24
 Collet,Vlv Sprn, 5-29
 Column, Steering #2 10Lg Wire, 2-23
 Comp Case,Gear, 5-6

Comp Crankshaft, 5-15
 Comp Flywheel, 5-12
 Comp Gear,Idle, 5-11
 Comp Lever,Gov, 5-18
 Comp LSp-Cnt, 5-20
 Comp Oil Pan, 5-4
 Cone, 4-13
 Conn Rod Assy, 5-15
 Cord Assy,Centr, 5-21
 Cord, Sponge, 2-3, 2-5
 Cord,Plug 1, 5-21
 Cord,Plug 2, 5-21
 Cord,Plug 3, 5-21
 Coupler Assy, 5-24
 Coupler, Hyd Pump, 2-71
 Coupling Assy, Flywheel, 2-27
 Cover, Hopper, 2-61
 Cover, O-Ring, 4-3
 Cover, Trunion, 4-3
 Cover, Valve, 5-8
 Cover,Brg Case, 5-10
 Cover,Cyl Head, 5-7
 Cover,Exhaust, 5-30
 Cover,Thermost, 5-26
 Cover, 4-3, 5-13, 5-18, 5-21, 5-31
 Crankcase Assy, 5-3
 Crankshaft Bearing, 5-15
 Crescent Ring, 4-11
 Cup Assy Dn, 2-29
 Cushion, 5-20
 Cylinder, Hyd 2.5B (See Breakdowns), 2-57
 Cylinder, Hyd 2.5B 13.5S 2500, 4-17
 Cylinder, Hyd, 2.0b 08.0l 04.00strk 2500, 2-63
 Cylinder, Hyd, 2.0b,15.0l,08.00strk,1500, 2-43
 Cylinder, Hyd, Hopper Lift, 2-57
 Cylinder-Hyd2.0X8.0Da1500Psi, 2-43

D

Damper Plate, 2-53
 Damper Weld., 2-53
 Dampner, Engine, 2-27
 Deflector, Hopper, Lh, 2-59
 Deflector, Hopper, Rh, 2-59
 Detent Adaptr, 4-13
 Diode, Elec, Plug, 2-87
 Distr Assy,Air, 5-21, 5-22
 Door Wldt, Dump, 2-63
 Door Wldt, Lh, 2-13
 Door Wldt, Rh, 2-11
 Door, Access W/Label, 2-59
 Drain Cock,.25Npt Wh#120 Angl, 2-31
 Draincock Asy, 5-3
 Drive Kit, Vacfan, Ci [6400 Dsl], 2-25, 2-55
 Drive Shaft, 4-11
 Drive, 4-5, 4-7, 4-9, 4-19
 Drv Gear,Oilpmp, 5-3
 Duct, Vinyl 14.0, 3-5
 Duct, Vinyl 26.0, 3-5

Dust Control Kit, Side Brush, 3-15

E

Element, Air Filter, 2-2, 2-4, 2-29
 Element, Breather, 5-8
 Element, Filter, Air, 2-3, 2-5
 Element, Filter, Fuel, 2-3
 Element, Filter, 3-13
 End Cap, 4-7
 End Housing, 4-11
 Eng Mtg Kit, Rear Diesel, 2-27
 Engine Hook, 5-5
 Engine, Diesel Kubota, (See Engine Breakdown), 2-25
 Engine, Dsl, Kubota D1005 [2008], (See Engine Breakdown), 2-25
 Extinguisher Kit, Fire 6400, 3-16
 Extinguisher, Fire, 3-16

F

Fan Wldt, Housing, 2-55
 Fan, 5-27
 Filter Assy, Fuel, Diesel, 2-33
 Filter Assy, Spin-On 10Micron, 2-69
 Filter Assy, Spin-On, 3-13
 Filter, Fuel, Element, 2-2, 2-4, 2-5, 2-33
 Filter, Fuel, 2-2, 2-3, 2-4, 2-5
 Filter, Hydraulic Oil, Spin On, 2-2, 2-4, 2-69
 Filter, Oil, Hyd, 2-3, 2-5
 Filter, Panl, Dust, 3.6 X 20.0 X 30.0, 2-2, 2-3, 2-5, 2-65, 2-67
 Filter, Panl, Syn, 4.2 X 20.0 X 30.0, 2-67
 Fitting, Brass E90, 2-33
 Fitting, Brs, Str, Pm02/lf05, 2-33
 Fitting, Plug, Org, #6, Valve, 4-21
 Fitting, Plug, 5-5
 Flange Bearing 1.00 Bore, 2-57
 Flange Mounting, 4-5, 4-7
 Flange, Bearing, 2-47, 2-55
 Flange,Air Cln, 5-17
 Flange,Carb, 5-17
 Flange,Water, 5-26
 Flap Recirculation, 2-2, 2-9
 Flap, Recirculation, 2-3, 2-5
 Flap, Tire 2F 500, 2-43, 3-24, 3-27, 3-28
 Flasher, 12v, 3-7
 Frame, Ic, 2-9
 Ftg Cap Npt 02Pf, 2-29
 Ftg, Banjo, Fuel, 2-33
 Ftg, Breather, 3-13
 Ftg, Grease.25-28Th Strt .47L, 2-57
 Ftg, Grease.25-28Th Strt .63L, 2-43
 Ftg,Brass,St Bm03/Pm02, 3-13
 Ftg-Brs E45 Pm02/Pf02, 3-13
 Ftg-Brs E90 lf03/Pm02, 2-33
 Ftg-Brs Str lf05/Pm02, 2-33
 Ftg-Hyd E45 Jm04/Om04, 2-63
 Ftg-Hyd E45 Jm06/Om06, 2-43
 Ftg-Hyd E45 Jm08/Om10, 2-69

CROSS REFERENCE

Ftg-Hyd E45 Jm10/Om10, 2-43
Ftg-Hyd E90 Jm04/Om04, 2-43, 2-63, 2-75
Ftg-Hyd E90 Jm04/Om06, 2-57, 2-74
Ftg-Hyd E90 Jm06/Om06, 2-43, 2-57, 2-74
Ftg-Hyd E90 Jm06/Om08, 2-71
Ftg-Hyd E90 Jm08/Om10, 2-51
Ftg-Hyd E90 Jm08/Om12, 2-69
Ftg-Hyd E90 Jm12/Om12, 2-69
Ftg-hyd Plg Jm08, 2-25
Ftg-Hyd Rst Jm04/.047, 2-57
Ftg-Hyd Str Jm04/Jf06, 2-23
Ftg-Hyd Str Jm04/Om04, 2-47, 2-75
Ftg-Hyd Str Jm04/Om06, 2-74
Ftg-Hyd Str Jm06/Jf08, 2-51
Ftg-Hyd Str Jm06/Om06, 2-23, 2-75
Ftg-Hyd Str Jm06/Om08, 2-47, 2-71, 2-74
Ftg-hyd Str Jm08/jf12, 2-25
Ftg-Hyd Str Jm08/Om08, 2-71, 2-75
Ftg-Hyd Str Jm08/Om12, 2-69
Ftg-Hyd Str Jm10/Om10, 2-43
Ftg-Hyd Str Jm10/Om12, 2-71
Ftg-Hyd Str Jm12/Om10, 2-71
Ftg-hyd Str Metric Omm22/jm12, 2-25
Ftg-Hyd Str Pm02/Pm02, 2-33
Ftg-Hyd Str Pm04/Pf02, 2-33
Ftg-Hyd Tee Jm06Jfjm, 2-74
Ftg-Hyd Tee Jm06Jmjf, 2-23
Ftg-Hyd Tee Jm06Jmom, 2-69, 2-75
Ftg-Str Npt/Npt 02Pf-06Pm, 2-33
Fuel Gauge, 2-21
Fuel Line, Die Engine, 2-33
Fuel Line, Die. Tank-Pump, 2-33
Fuel Pu.Cvr Pl, 5-17
Fuelline, 2-33
Fuse, 30A 32V, 2-87

G

Gasket, 2.7D 1.5B.12T 5/ 2.1Bc, 2-33
Gasket, Breather, 5-8
Gasket, Cover, Valve, 5-8
Gasket, F/ Bolt, 5-8
Gasket, Hyd Cap, 2-69
Gasket, Neo, .06, 02.00w 02.00l, Adh, 2-67
Gasket,Brg Case, 5-10
Gasket,Carb, 5-17
Gasket,Cyl Head, 5-5
Gasket,Hd Cover, 5-7
Gasket, 5-4, 5-7, 5-13, 5-18, 5-22, 5-26, 5-30, 5-31
Gauge Kit, Hourmeter, F/31988 [10k], 2-21
Gauge, Hourmeter, 12-60vdc, Analog [10k], 2-21
Gear Collar,Idl, 5-11
Gear Shaft,Idle, 5-11
Gear, Gc .750, 4-11
Gear,Cam, 5-11
Gear,Crank, 5-15

Gear,Inj Pump, 5-13
Geroler, 4-9
Geroter, 4-5
Gerotor Set, 4-7
Gerotor, 4-19
Glow Plug Timer, 2-21
Grip, Vinyl .250 X .750 X 4.00, 2-74
Grip, Vinyl, .375ld X 2.75, 2-53
Grommet, Rbr, 0.38ld, For .12 Matl, 3-5
Grommet, Rbr, 0.56ld For .13matl, 3-7
Grommet, Rbr, 0.69ld, For .25matl, 3-7
Grommet, Rbr1.62ld,For .13Matl, 2-33, 2-55
Grommet,Rbr,0.62ld,For .06Matl, 3-13
Grommet,Rbr,0.69ld,For .25Matl, 2-59, 2-61
Grommet,Rbr,1.06ld,For .19Matl, 2-73
Gskt,Air Clean, 5-17
Gskt,Brg Case, 5-10
Gskt,Fuel Pump, 5-17
Gskt,In-Manifold, 5-31
Gskt,Muffler Na, 5-30
Gskt,Oil Pump, 5-3
Gskt,Water Flng, 5-26
Gskt,Water Pump, 5-27
Guard Kit, Overhead, 3-11
Guard, Brush, 2-51
Guard, Exhaust, 2-35
Guard, String, Brush Motor, 2-51
Guide, Use And Care, 2-88

H

Handle Lift Brush, 2-23
Handle Wldt, Side Brush, 2-49
Handle, Control, Valve, 2-74
Harness Jumper, Backup Alarm, 3-7
Harness, Hopper, 2-87
Harness, Main, Liq, Diesel, 2-87
Harness, Warning, Light Ohg, 6400, 3-5
Harness, Warning, Light, 3-3
Head, Cyl, 5-5
Head, 4-17
Headlight Assy, 12V, 2-59
Headlight Assy, 3-7
Hinge Set, Access, Door, Painted, 2-59
Hinge, Access, Door, Painted, 2-59
Hinge, Door, Brush, 2-11, 2-13
Hinge, Leaf, 2-63
Hinge, 2-15
Holder,Fork Lev, 5-19
Hopper Door Light Kit, 12V, 3-9
Hopper, 2-59
Horn, 12V, 2-53
Horn, Back-up Alarm, 3-7
Hose, Air Intake, 2-9
Hose, Flexflyte, Formed, 2-3, 2-5, 2-55
Hose, Flexible 4.0 Id X 8.0 Lg, 2-53
Hose, Flexible, 2-3, 2-5
Hose, Fuel, 0.31ld 05.0L, 2-33
Hose, Fuelline, 10.0L, 2-33
Hose, Hyd, Med04, Jf04e45/Jf04str, 018.0, 2-79

Hose, Intake, Die, 2-29
Hose, Radiator, Lower, 2-31
Hose, Radiator, Upper, 2-31
Hose, Rbr .188 I.D. X 29.0 Lg, 2-33
Hose, Vacuum .16 Id X 54.0 Lg, 3-13
Hose, Vacuum, With Cuff, 2-3, 2-5
Hose&2Cuff Assy,Vinyl2.0ld10Ft, 3-21
Hose&2Cuff Assy,Vinyl4.0ldx 50, 2-55
Hose-Hyd Ar 04 Jf/J9, 2-79
Hose-Hyd Ar 06 Jf/J9, 2-79
Hose-Hyd Ar 10 Jf/J4, 2-79
Hose-Hyd Ar 10 Jf/J9, 2-79
Hose-Hyd Low 08, 2-79
Hose-hyd Low Jf/jf, 2-25
Hose-Hyd Low06 Jf/J4, 2-79
Hose-Hyd Low06 Jf/J9, 2-79
Hose-Hyd Med 04, 2-79
Hose-Hyd Med04 Jf/J4, 2-79
Hose-Hyd Med04 Jf/J9, 2-79
Hose-Hyd Med04 Jf/Jf, 2-79
Hose-Hyd Med06 Jf/J9, 2-79
Hose-Hyd Med06 Jf/Jf, 2-79
Hose-Hyd Med06 Spcl 38.0Jf/J19, 2-79
Hose-Hyd Med06, 2-79
Hose-Hyd Med08 Jf/J4, 2-79
Hose-Hyd Med08 Jf/J9, 2-79
Hose-Hyd Suc12 Jf/J4, 2-79
Hose-Hyd, 2-79
Hourmeter, 2-21
Housing, Brg, 4-9
Housing, Flywheel, Die, Mach, 2-27
Housing, Support, Drive, 2-43
Housing, Valve, 4-9
Housing, 4-5, 4-7, 5-22
Hub & Stud Assy, 2-43
Hub Assembly, 3-25, 3-26, 3-27, 3-28
Hub, Brush Adaptor, 1.00B, 2-51
Hub, Wheel w/studs, 3-25, 3-26, 3-27, 3-28
Hub, 2-73

I

Igniter Assy, 5-22
Impeller, 9.00 Dia X 1.40w x0.376B, 2-55
Indicator Kit, 12V, 3-13
Indicator Service Air Filter, 3-13
Insert, Steering Wheel, 2-23
Instr Motor Seal Kit, 4-11
Instr. Repair Info, Motor, 4-5, 4-7
Instr. Valve Repair Info, 4-13
Instr.Repair Info, 4-19
Insulation S/Foam, 3-11
Insulation, Sound Foam, Side, 2-19
Insulation, Sound Foam, 2-15
Insulation, Soundfoam, 2-55
Isolator, Exhaust, 2-35
Isolator, Rear, 2-25

J

Joint Pipe, 5-6

K

Keeper, 4-17
 Key Feather, 5-3
 Key Set, Switch, 2-21
 Key Square 0.12 0.12 00 1.0 Lg, 2-55
 Key Square 0.18 0.18 00.75 Lg, 2-55
 Key, Square, 4-11
 Key, Switch, Set Of Two, 2-3, 2-5
 Key, Woodruff, 0.19 0.75, [Asa#0606], 2-55
 Key-Wdruff 0.25 1.00 Asa#0808, 4-7
 Key, 4-3, 4-9
 Keyway, 5-11, 5-13, 5-15
 Kit, Ci, Fuel Filter Removal [6400D], 2-33
 Kit, Detent In, 4-13
 Kit, Repair, Shaft Assy, 2-55
 Kit, Repair, Shaft W/ Key, 2-55
 Knob, Tapered, 2-45, 2-49

L

Label Set, Info & Hazard, 2-88
 Label Set, Operational, Die, 2-88
 Label, Numerals 6400, 2-88
 Label, Tennant Logo, 2-59
 Lamp, Indicator 12 Volt, 2-21, 3-9, 3-13
 Lanyard Assy, 2-3, 2-5, 2-15
 Latch Wldt, Shroud, 2-17
 Latch, Hopper, 2-61
 Latch, Swell, 2-3, 2-5, 2-11, 2-13
 Latch, 2-17
 Lens, Amber, 3-3, 3-5
 Lens, Revolving Light, Blue, 3-3, 3-5
 Lens, Revolving Light, Red, 3-3, 3-5
 Lever Wldt, Brake, 2-41
 Lever Wldt, Brush Lift, 2-45, 2-49
 Lever, Adjustable, Plastic, 2-45, 2-49
 Lever, Brake Stop, 2-41
 Lever, Brake, 2-41
 Lever, Brush Lift, 2-45
 Lever, Vac Fan, 2-53
 Lever, Assy, Fork, 5-19
 Lever, Gov, 5-18
 Light Assy, Tail, 2-9
 Light Inst/Clr 12V, 2-21
 Light Kit, Revolving, 6400, 3-3
 Light Kit, Revolving, Ohg, 6400, 3-5
 Light, Rev. Amber 12V - Rework, 3-3, 3-5
 Link Assy, Valve Handle, 2-74
 Link, Main Brush Lift, 2-45
 Link, Speed Limit, 2-39

M

Maint Kit, 400hr [6400 Dsl, Kubo], 2-4
 Maint Kit, 800hr [6400 Dsl], 2-5
 Maint Kit, Dump Door Seals, 2-2
 Maint Kit, Hopper Door Skirts, 2-2
 Maint Kit, Hoppr Filter & Seals, 2-2
 Maint Kit, M Br Door Skirts, 2-2
 Maint Kit, Recirculation Flap, 2-2
 Manifold, Exh, 5-30

Manifold, Inlet, 5-31
 Manual Pkg 6400D-Liq, Japanese, 3-29
 Manual Pkg 6400D-Liq, 3-29
 Manual, Cd-Rom, Service, All, 3-29
 Manual, Eng Service, [Kubota 73.6MM], 3-29
 Manual, Operator 6400D-Liq, French, 3-29
 Manual, Operator 6400D-Liq, Spanish, 3-29
 Manual, Service 6400G/D, 3-29
 Metal Side, 5-15
 Metal, Crankpin, 5-15
 Metal, Crkpin-.2, 5-15
 Metal, Crkpin-.4, 5-15
 Metal, Crkshf-.2, 5-15
 Metal, Crkshf-.4, 5-15
 Metal, Crmksh-.2, 5-15
 Metal, Crmksh-.4, 5-15
 Metal, Crnkshf-.4, 5-15
 Metal, Crnksh-.2, 5-15
 Metal, Crnksh-.4, 5-15
 Metal, Crnkshaft, 5-15
 Metal, Side+.2Mm, 5-15
 Metal, Side+.4Mm, 5-15
 Molding, Rigid, 2-9
 Molding, Trim 11-14Ga 5.00, 2-9, 2-13
 Molding, Trim 16Ga & thinr 2.2, 2-55
 Molding, Trim 3/16-5/16 10.0, 3-11
 Molding, Trim 3/16-5/16 2.75, 3-5
 Molding, Trim 3/16-5/16 5.0, 2-19
 Molding, Trim, Leather, Black, 3-11
 Motor, Ele, 12vdc 1375rpm 0.08hp 08.4a, 2-67
 Motor, Hyd Gear (See Breakdowns), 2-43, 2-47, 2-51
 Motor, Hyd Gear In 02.2 B 1500, 4-7
 Motor, Hyd Gear In 09.7 B 1500, 4-5
 Motor, Hyd Gear In 18.6 B 3000, 4-9
 Motor, Elec Shaker 12V, 2-65
 Muffler Assy, Vac Fan Wldt Kub, 2-55
 Muffler, 2-35

N

Nut Assy Dn, 2-29
 Nut Hex, Lock, M3 X 0.5, NI, 2-19
 Nut Hxlocnyln M 4X 0.7 Reg Ss, 2-59
 Nut Hxlocnyln M 6X1.0 Reg Ss, 3-21
 Nut Wheel .50-20 60 Angle, 2-43
 Nut, Cap, 5-7
 Nut, Cart., Lng Cp, 4-15
 Nut, Hex, Cap, 5-8
 Nut, Hex, Flng, M10 X 1.5, 2-57
 Nut, Hex, Flng, M10 X 1.50, 3-15
 Nut, Hex, Flng, M12 X 1.75, 3-11
 Nut, Hex, Flng, M6 X 1.0, 2-25, 2-55
 Nut, Hex, Flng, M6 X 1.00, 2-33
 Nut, Hex, Flng, M8 X 1.25, 2-15, 2-19, 2-27, 2-29, 2-31, 2-33, 2-45, 2-53, 3-7, 3-15
 Nut, Hex, Jam, .50-13, 2-17
 Nut, Hex, Lock, .25-20, NI, 2-33, 2-73
 Nut, Hex, Lock, .31-18, NI, Thin, 3-18
 Nut, Hex, Lock, .31-18, NI, 2-17
 Nut, Hex, Lock, .31-24, NI, 2-11, 2-13

Nut, Hex, Lock, .50-13, NI, 2-25
 Nut, Hex, Lock, .75-10, NI, 2-43, 2-47
 Nut, Hex, Lock, M10 X 1.5, NI, Ss, 2-43, 3-27, 3-28
 Nut, Hex, Lock, M10 X 1.5, NI, 2-31, 2-43, 2-49, 2-57, 2-59, 2-61, 3-19
 Nut, Hex, Lock, M12 X 1.75, NI, 2-41
 Nut, Hex, Lock, M12 X 1.75, NI, 2-27, 2-43, 2-47
 Nut, Hex, Lock, M4 X 0.70, NI, 2-65, 2-67, 3-13, 3-21
 Nut, Hex, Lock, M5 X 0.80, NI, 2-61, 3-9, 3-13
 Nut, Hex, Lock, M6 X 1.0, NI, 2-21, 2-55, 2-57, 2-59, 2-65
 Nut, Hex, Lock, M6 X 1.00, NI, 2-17, 2-23, 2-33, 2-41, 2-53, 2-74, 3-15
 Nut, Hex, Lock, M8 X 1.25, NI, 2-9, 2-25, 2-35, 2-39, 2-41, 2-45, 2-47, 2-49, 2-51, 2-57, 2-59, 2-61, 2-63, 2-67, 2-71, 2-73, 3-7, 3-15, 3-17
 Nut, Hex, Std, .25-28, 2-73
 Nut, Hex, Std, .75-16, 2-43
 Nut, Hex, Std, #06-32, 3-7
 Nut, Hex, Std, M3 X 0.5, 8, 2-19, 2-21, 2-57
 Nut, Hex, Std, M8 X 1.25, 2-65
 Nut, Valve, Cartridge, 4-21
 Nut, Flange, 5-3
 Nut, Ubs, 5-30
 Nut-Hx Flexloc .31-24 Thin Pltd, 2-55
 Nut-Hx Jam .25-28 Pltd, 2-41, 2-51
 Nut-Hx Jam, M20X1.5, 2-23
 Nut-Hx Std 10-32 G2 Pltd, 2-9
 Nut-Hx flexloc .50-13 Thin Pltd, 2-51
 Nut-Hxlocnyln .25-20 Thin Pltd, 2-73
 Nut-Hxlocnyln .25-28 Reg Pltd, 2-73
 Nut-Hxlocnyln .31-18 Thin Pltd, 2-15
 Nut-Hxlocnyln 06-32 Regss18-8, 2-53
 Nut-Hxlocnyln M16X2.0 Reg Pltd, 2-51
 Nut-Hxslot .75-16 Pltd, 4-7
 Nut-Hxslot .75-16 Pltd, 2-41
 Nut-Hxslot 1.00-20 Pltd, 2-43
 Nut-Wheel .50-20 60 Angle, 3-25, 3-26, 3-27, 3-28
 Nut, 4-9, 5-7, 5-17, 5-18, 5-20, 5-24, 5-25, 5-28, 5-29

O

O-Ring Gland, 2-71
 O-Ring, 5-4, 5-6, 5-7, 5-15
 Ohm Sending Unit, 2-33
 Oil Cartridge, 2-2, 2-3, 2-4, 2-5
 Oil Gauge, 5-9
 Oil Pump Assy, 5-3
 Oil Seal, 5-6
 Oil Shield, Brth, 5-7
 Oil Slinger, 5-15
 Oil Switch, 5-3
 Oil, Hydr. Shp 15/40 1Gal, 2-3, 2-5

CROSS REFERENCE

P

Pad, Tread, 2-39
Pad, 2-41
Paint, Airdry, Blk, 12oz, 2-2
Paint, Airdry, Gray, 12oz, 2-2
Paint, Airdry, Iron Gray, 12oz, 2-2
Paint, Airdry, Off-White, 12oz, 2-2
Paint, Airdry, Teal, 12oz, Solid, 2-2
Panel Wldt, Oper Station Floor, 2-19
Panel Wldt, Oper Station Instr, 2-19
Panel Wldt, Oper, Ic W/Label, 2-19
Panel Wldt, Perma-Filter, 2-59
Panel Wldt, Top, Ohg, 3-11
Panel, Debris, Lh, 2-59
Panel, Debris, Rh, 2-59
Panel, Louver, 2-15
Panel, Shroud, 2-31
Pedal Wldt, Lower, 2-39
Pedal, Upper, 2-39
Performance Pkg 400Hr Diesel, 2-2
Pin Assy, Clevis, Hopper Lift, 2-57
Pin Assy, Side Brush W/Clip, 2-51
Pin Hair Cotter .056Dx1.1L, 2-51
Pin, Clevis .31 Dia X 4.50 Lg, 2-39
Pin, Cotter, .094 X 1.00, 2-49
Pin, Cotter, .125 X 0.75, 2-53
Pin, Cotter, .125 X 1.00, 2-41, 2-63
Pin, Cotter, .125 X 1.25, 2-45, 2-47
Pin, Cotter, .187 X 1.75, 2-57
Pin, Cotter, .250 X 1.25, 2-57
Pin, Dowel, 4-3
Pin, Drive, 4-11
Pin, Hair Cotter 13D 3 Wire, 2-39
Pin, Pipe, 5-3
Pin, Pivot, 2-43
Pin, Roll .31 X 0.75, 2-27
Pin, Roller, 2-39
Pin, Straight, 5-3
Pin, Clevis, 0.25 Dia. X 0.75 Lg, 2-41, 2-51
Pin, Clevis, 0.37 Dia. X 2.00 Lg, 2-49
Pin, Clevis, 0.37 Dia. X 2.12 Lg, 2-49
Pin, Clevis, 0.50 Dia. X 1.25 Lg, 2-45
Pin, Clevis, 0.50 Dia. X 3.50 Lg, 2-63
Pin, Clevis, 0.50 Dia. X 6.00 Lg, 2-63
Pin, Pipe, 5-3
Pin, Piston, 5-15
Pin, Roll, .25Odx0.75L, .250/.256, 2-57
Pin, Roll, .25Odx3.50L, .250/.256, 2-47
Pin, 2-57, 4-9, 4-19
Pipe Clamp, 5-7
Pipe Joint, Brth, 5-7
Pipe Pin, 5-3
Pipe, Exhaust, Die, 2-35
Pipe, Breather, 5-7
Pipe, Water Retn, 5-28, 5-31
Pipe, 5-21
Pist Rng Assy+.5, 5-15
Piston +.5Mm, 5-15
Piston Ring Assy, 5-15
Piston Rod, 4-17
Piston, 4-17, 5-15
Plain Washer, 5-6, 5-29
Plate - Hose Support, 2-43

Plate Asy, Cntrl, 5-20
Plate Seal, 2-47
Plate Wldt, Back, Hopper, 2-63
Plate Wldt, Brake Lever, 2-41
Plate Wldt, Pivot, Lh, 2-59
Plate Wldt, Pivot, Rh, 2-59
Plate Wldt, Rear Mt, Lh, Die, 2-25
Plate Wldt, Rear Mt, Rh, Die, 2-25
Plate, Breather, 5-8
Plate, Cover, Headlight Lh, 2-59
Plate, Cover, Headlight, Rh, 2-59
Plate, Drip Shield, Muffler, 2-35
Plate, Fire Ext Mtg, 3-16
Plate, Floor W/Tread, 2-19
Plate, Keeper, 2-61
Plate, Latch, 2-61
Plate, Motor, Shaker, 2-65
Plate, Mtg, Light, 2-21
Plate, Mtg, Seat Belt, 3-19
Plate, Mtg, Shaker, 2-65
Plate, Mtg, Steering Boot, 2-23
Plate, Seal, Hyd Drive, 2-13
Plate, Shaker, Bar, 2-65
Plate, Shaker, Side, 2-65
Plate, Spacer, Lift Arm, 2-57
Plate, Support, Bumper, 2-61
Plate, Throttle Link, 2-25
Plate, Vac Fan W/Label, 2-55
Plate, Valve, 4-3
Plate, Wear, 2-59, 4-19
Plate, Brthr Elm, 5-7
Plate, Rear End, 5-12
Plate, 2-19, 4-9
Plug & O-Ring, 4-13
Plug #10, 4-7
Plug #4, 4-7, 4-9
Plug #6, 4-15
Plug Assembly, 4-19
Plug Assy, Byd En, 2-74
Plug Assy, Byd, 4-13
Plug Gage #6, 4-13
Plug S/A, 4-3
Plug Tube, 2-47
Plug Weld, Brush Drive, Sweep, 2-47
Plug Wldt, Idler, 2-47
Plug, Cap, 2-9
Plug, Drain, 3-21
Plug, Lee, 4-11
Plug, Pin, 5-3, 5-5
Plug, 5-3, 5-4, 5-6, 5-7, 5-26, 5-31
Plugbtn .56H .03-12 Blacknyl, 2-9
Plunger, 4-13
Pulley, Fan Driv, 5-24
Pulley, Fan, 5-27
Pulley, 2-49
Pump Assy, Water, 5-27
Pump Housing Assy, 4-3
Pump, Fuel, 2-33
Pump, Hyd Gear (See Breakdowns), 2-71
Pump, Hyd Gear Ex2 0.39 R 1600, 4-11
Pump, Hyd Piston (See Breakdowns), 2-71
Pump, Hyd Piston V 1.24 R 2000, 4-3

Push Rod, 5-11

R

Race Thrust, 4-5, 4-7
Race, Bearing, 4-3
Race, Inner Bearing, 4-3
Radiator Guard W/Label, 2-31
Radiator, Alm, 2-31
Radiator, 2-31
Rail, Slide, Seat, W/Latch, 2-15
Rail, Slide, Seat, 2-15
Relay, Shrouded, 12 Vdc, 2-21
Relief Valve, 4-3
Relief Vlv Assy, 4-19
Repair Info, Motor, 4-9
Repair Info, Pump, 4-3
Repair Info, Cyl, 4-17
Replacement Kit, Armrest, 3-18
Replacement Kit, Rear Drive Housing F/360070, 2-43
Reservoir Assy, Hyd W/Label, 2-69
Retainer, Top Hopper Seal, 2-9
Retainer, Spring, 5-29
Rim Assembly, 3-24, 3-28
Rim Assy, 4.25" Bead X .188 Stl, 3-27
Rim Assy, 4.25" Bead X .188 Stl, 2-43
Ring Gear, 5-12
Ring, Retain, Ex0.50Od, Heavydt, 2-23
Ring, Retain, Ex, A20X1.2 D471, 2-41
Ring, Retaining, Intl 2.00Dia, 2-57
Ring, Retaining, 2-57, 4-13, 4-19
Ring, Retain, Ex, 0.375D, Klipping, 2-49
Rivet, Plastic .250X.898, 2-2, 2-9, 2-59
Rocker Arm Assy, 5-29
Rod End .250-28 .25Dia, 2-73
Rod End, 4-17
Rod Wldt, Cover, 2-59
Rod Wldt, Damper, 2-53
Rod, Latch, Steering, Tilt, 2-23
Rod, Gov Joint, 5-18
Rod-End .75-16 .75 Dia, 2-43
Rod-End, .75-16rh Fem 0.75b, 2-43
Rod, 2-41
Rotating Kit, 4-3
Rotor Assy, 5-22

S

Scr Flt M 8X1.25 16, 2-39
Scr Hex M10X1.25 35 8.8, 2-27
Scr Hexssm 10X1.5 25, 2-57
Scr Hexssm 6 X 1.0 16 Nyloc, 2-15
Scr Hexssm 6X1.0 12, 2-61
Scr Hexssm 6X1.0 25, 3-21
Scr Hexssm 8 X 1.25 16, 2-17
Scr Hexssm 8 X 1.25 25 Nyloc, 2-35
Scr Hexssm 8X1.25 16, 2-61
Scr Hexssm 8X1.25 25, 2-9, 2-51, 2-63
Scr Hexssm 8X1.25 40, 2-63
Scr Hexssm 8X1.25 55, 2-61

- Scr Hexssm 8X1.25, 2-11, 2-13, 2-47, 2-59, 2-63, 2-65
 Scr Hexssm10X1.5 30, 2-59
 Scr Hexssm10X1.5 40, 2-61
 Scr Pan Ssm 3X0.5 25, 2-57
 Scr Pan Ssm 4X0.7 25, 2-59
 Scr Panssm 4X0.7 20, 2-59
 Scr Soc M 8X1.25 30, 2-27
 Scr, Flt M12X 1.75 80, 2-47
 Scr-Hex .25-20X0.75 Sems Pltd, 2-17, 2-69
 Scr-Hex .38-16X1.25 Nylon Loc, 2-51, 2-71
 Scr-Hex .75-10X2.50 Full Thd, 2-47
 Scr-Hex M10X1.25 20 8.8 Pltd, 2-25, 2-35
 Scr-Hex M10X1.25 25 8.8 Pltd, 2-25
 Scr-Hexssm 6X1.0 16 Nylonloc, 2-23
 Scr-Hexssm 6X1.0 20 Nylonloc, 2-47
 Scr-Hexssm 8X1.25 16 Nylon Loc, 2-11, 2-13, 2-65
 Scr-Hexssm 8X1.25 20 Nylnloc, 2-9, 2-63, 2-65, 2-73
 Scr-Hexssm 8X1.25 25 Nylnloc, 2-9, 2-65
 Scr-Hx Fmgm 6X1.0 12, 2-9, 2-25, 2-27, 2-33, 2-57, 2-63, 3-9, 3-13
 Scr-Hx Fmgm 6X1.0 20, 2-57
 Scr-Hxfmgm 6X1.0 16 Pltd, 2-59
 Scr-Hxfmgm 6X1.0 20 Pltd, 2-47, 2-63, 2-69
 Scr-Lag .31-09X1.00 Pltd, 2-51
 Scr-Pan 12 X.50 F/Plst Pl, 3-16
 Scr-Pan 10-14X0.75 F/Plst Pl, 2-59, 3-21
 Scr-pan 12 x .50 F/plst Pl, 3-7
 Scr-Pan 12 X.50 F/Plst Pl, 2-15
 Scr-Pan 12X.50 F/Plst Pl, 3-3
 Scr-Pnfm 10 X 0.75 Type Ab, 2-19, 3-16
 Scr-Set 10-24X0.25 Nylon Loc, 2-65
 Scr-Shld .312Dx1.00L .25-20, 2-73
 Screw Hex Ssm 6 X 1.0 20, 2-59
 Screw Hex Ssm 8X1.25 45, 2-49
 Screw Hexssm 6X1.0, 2-59
 Screw W/Washer, 5-21
 Screw, Cap, 4-3, 4-19
 Screw, Flat, M 8X1.25 Ss 18-8, 2-59
 Screw, Flt, .50-13 X 2.50, Al, 2-51
 Screw, Flt, M6 X 1.0 X 25, 10.9, 2-59
 Screw, Flt, Soc, M5 X 0.80 X 12, 10.9, 2-61
 Screw, Hex, .25-20 X 0.50, Fmg, Pl, 3-15
 Screw, Hex, .25-20 X 1.75, G5, 2-73
 Screw, Hex, .31-18 X 0.50, 5, 2-31
 Screw, Hex, .31-18 X 0.62, 5, 2-15
 Screw, Hex, .31-18 X 2.25, G5, 2-17
 Screw, Hex, .31-24 X 0.75, G5, 2-73
 Screw, Hex, .38-16 X 0.62, G5, 3-13
 Screw, Hex, .38-16 X 0.75, 5, 2-27
 Screw, Hex, .38-16 X 0.75, NI, 2-47
 Screw, Hex, .50-13 X 2.50, 5, 2-25
 Screw, Hex, .50-13 X 2.50, G5, 2-17
 Screw, Hex, .75-10 X 3.00, 5, 2-43
 Screw, Hex, #06-20 X 0.50, Fmg, [Ab], 2-55
 Screw, Hex, M08 X 1.25 X 30, 8.8, 2-49
 Screw, Hex, M10 X 1.25 X 20, 8.8, 2-37
 Screw, Hex, M10 X 1.5 X 100, 8.8, 2-57
 Screw, Hex, M10 X 1.5 X 20, 8.8, 2-25, 2-27
 Screw, Hex, M10 X 1.5 X 25, 8.8, 2-25, 2-43
 Screw, Hex, M10 X 1.5 X 25, Ss, 2-51
 Screw, Hex, M10 X 1.5 X 30, 8.8, 2-55
 Screw, Hex, M10 X 1.5 X 70, 8.8, 2-43
 Screw, Hex, M10 X 1.50 X 20, 8.8, 2-37, 3-19
 Screw, Hex, M10 X 1.50 X 25, 8.8, 2-31, 3-27, 3-28
 Screw, Hex, M10 X 1.50 X 30, 8.8, 3-15
 Screw, Hex, M12 X 1.75 X 50, 8.8, 2-27
 Screw, Hex, M12 X 1.75 X 30, 8.8, 3-11
 Screw, Hex, M12 X 1.75 X 35, 8.8, 2-41
 Screw, Hex, M12 X 1.75 X 60, 8.8, 2-43
 Screw, Hex, M16 X 2.0 X 20, 8.8, 2-47
 Screw, Hex, M16 X 2.0 X 90, 8.8, 2-51
 Screw, Hex, M4 X 0.70 X 12, 8.8, 3-13
 Screw, Hex, M5 X 0.80 X 16, 8.8, 3-9, 3-13
 Screw, Hex, M6 X 1.0 X 12, 8.8, 2-65
 Screw, Hex, M6 X 1.0 X 16, 8.8, 2-25, 2-31, 2-55
 Screw, Hex, M6 X 1.0 X 16, Fmg, 2-63
 Screw, Hex, M6 X 1.0 X 20, 8.8, 2-55, 2-57
 Screw, Hex, M6 X 1.00 X 12, 8.8, 2-17
 Screw, Hex, M6 X 1.00 X 16, 8.8, 2-23
 Screw, Hex, M6 X 1.00 X 20, 8.8, 2-23, 2-31, 2-33, 2-53, 3-15
 Screw, Hex, M6 X 1.00 X 50, 8.8, 2-41, 2-74
 Screw, Hex, M8 X 1.25 X 12, 8.8, 2-27, 2-31
 Screw, Hex, M8 X 1.25 X 16, 8.8, 2-15, 2-19, 2-31, 2-33, 2-75
 Screw, Hex, M8 X 1.25 X 16, Ss, 2-67
 Screw, Hex, M8 X 1.25 X 20, 8.8, 2-15, 2-17, 2-19, 2-25, 2-29, 2-33, 2-39, 3-7
 Screw, Hex, M8 X 1.25 X 20, NI, Ss, 2-67
 Screw, Hex, M8 X 1.25 X 20, Ss, 2-63
 Screw, Hex, M8 X 1.25 X 25, 8.8, 2-25, 2-35, 2-41, 2-45, 2-53, 2-61, 2-71, 3-15
 Screw, Hex, M8 X 1.25 X 30, 8.8, 2-39
 Screw, Hex, M8 X 1.25 X 30, Ss, 2-43
 Screw, Hex, M8 X 1.25 X 40, 8.8, 2-73, 3-7, 3-17
 Screw, Hex, M8 X 1.25 X 40, Ss, 2-67
 Screw, Hex, M8 X 1.25 X 45, 8.8, 2-45
 Screw, Hex, M8 X 1.25 X 60, 8.8, 2-57
 Screw, Pan, 12-16 X 0.50, F/ Plstc, 3-15
 Screw, Pan, M3 X 0.5 X 12, 4.8, 2-21
 Screw, Pan, M3 X 0.5 X 25, Ss, 2-19
 Screw, Pan, M4 X 0.7 X 10, Ss, 2-65
 Screw, Pan, M6 X 1.0 X 20, 4.8, 2-21
 Screw, Pan, Phl, 06-32 X 0.38, G1, 3-7
 Screw, Pan, Phl, 06-32 X 1.00, G1, 2-53
 Screw, Pan, Phl, M4 X 0.70 X 10, Ss, 2-67
 Screw, Pan, Phl, M4 X 0.70 X 16, 4.8, 2-15, 3-21
 Screw, Pan, Phl, M6 X 1.00 X 16, 4.8, 2-23
 Screw, Panssm 6X1.0, 2-57
 Screw, Set, .31-18 X 0.50, Soc, 2-55
 Screw, Set, Soc, 10-24 X 0.25, NI, 2-67
 Screw, Set, 5-11
 Screw-Flat M 8X1.25, 2-63
 Screw-Hex .75-10X5.00, 2-43
 Screw, 4-5, 4-7, 5-7, 5-20
 Screws, 4-3
 Seal Kit, Cart Cp, 4-15
 Seal Kit, Cartridg, 4-21
 Seal Kit, Cartridge, 4-21
 Seal Kit, Coil Cp, 4-15
 Seal Kit, Cyl, Hyd, 2-43
 Seal Kit, Motor A/H-Stnd, 4-5, 4-7
 Seal Kit, Mtr, 4-9
 Seal Kit, Pump, 4-3
 Seal Kit, Stg, 4-19
 Seal Kit, Vlv, 4-13
 Seal Kit-Hyd. Motor, Brns & Mte, 4-11
 Seal Kit, 4-17
 Seal Wrap, Dump Door, 2-2, 2-63
 Seal, Bearing, 2-23
 Seal, Boot, Steering Column, 2-23
 Seal, Bulb, 90, 0.50d .06-.09grip 022.5l, 2-15
 Seal, Bulb, 90, 1.33 .06-.09grip 032.5l, 2-15
 Seal, Bulb, Str, 0.50d .13grip 009.4l, 2-11
 Seal, Damper, 2-53
 Seal, Door, Access, 2-59
 Seal, Dump Door, Side, 2-2, 2-3, 2-5, 2-63
 Seal, Dump Door, Top, 2-2, 2-3, 2-5, 2-63
 Seal, Firewall Ic, 2-9
 Seal, Flywheel, 2-27
 Seal, Foam Vyl, .38 .75w 7.3L, 3-7
 Seal, Foam, 2-21
 Seal, Grease Cavity, 2-43
 Seal, Headlight, 2-59
 Seal, Org, 5-8
 Seal, Rbr, Clsd, 0.50, 1.2w 16.0l Adh, 2-67
 Seal, Sbdc, 3-15
 Seal, Side Rh Hopper, 2-3, 2-5
 Seal, Side Rh, 2-2, 2-11
 Seal, Side, Lh Hopper, 2-3, 2-5
 Seal, Side, Lh, 2-2, 2-13
 Seal, Spacer, Filter, 2-2, 2-3, 2-5, 2-65
 Seal, Top, Hopper, 2-2, 2-3, 2-5, 2-9
 Seal, Ure .50 X .75 X 5.0L, 2-19
 Seal, Vac Fan Outlet, 2-55
 Seal, Vac Inlet, 2-3, 2-5, 2-53
 Seal, Vac Wand, 3-21
 Seal, Wrap, Rear Brush, 2-2, 2-3, 2-5, 2-9
 Seal, Wrap, 2-3, 2-5
 Seal, Foam Rbr .375 1.25W 25.5L, 2-11

CROSS REFERENCE

- Seal,Oil, 5-10, 5-18
Seal,Valve Stem, 5-29
Sealing Cap, 5-3
Seat Belt Kit, 3-19
Seat Kit, Std, Replmt [6400], 2-15
Seat, Grammer, 3-17
Seat, Michigan, 3-18
Seat, Std [Michigan, Model V-2505], 2-15
Sender, Filter, Hydraulic, 3-13
Sensor, Thermal, 140deg, No, Spst, 2-67
Set Scr,Rockarm, 5-29
Shaft Assy, Brg, 2-55
Shaft Assy-Dist, 5-13
Shaft Idler, 2-47
Shaft, Drive, 4-3
Shaft, Impeller, 2-55
Shaft, Output, 4-5, 4-7
Shaft,Fork Levr, 5-19
Shaft,Rock Arm, 5-29
Shaft/Brg Kit, 4-9
Shaker Wldt, Frame, 2-67
Sheave, 01grv, 02.6pd 0.63b [3v], 2-55
Sheave, Drive, Fan, Dsl, Mach, 2-25
Sheave, 2-57
Shield, Battery, 2-27
Shield, Oil Filter, 2-25
Shim, Front Bumper, 2-61
Shock Absorber, 2-73
Shoe, Brake, 2-41
Shroud, Rear [Trimmed, 6400], 2-15
Skirt, Front, Sbdc, 3-15
Skirt, Hopper, 2-2, 2-3, 2-5, 2-9
Skirt, Lip, 2-2, 2-3, 2-5, 2-59
Skirt, Oil Defelction, 2-23
Skirt, Sbdc, 3-15
Skirt, Side Brush, 2-2, 2-3, 2-5, 2-59
Sleeve, .318B .50D .25 Ss, 2-49, 2-51
Sleeve, .318B .50D .75 Ss, 2-49
Sleeve, .375B .50D .50 Stlzn, 2-65
Sleeve, .402B .62D1.31, 2-49
Sleeve, .510B .75D .44 Stlzn, 2-49
Sleeve, 1.253B 1.75D .69, 2-57
Sleeve, blk Vinyl, .37555 I.D., 3-7
Sleeve, Nyl #27 60.0L, 2-51
Sleeve,.31Bb.496D .312Ss, 2-15
Sleeve,Gov, 5-13
Sleeve-Nyln #20 35.0L, 2-63
Sleeve-Nyln #24 25.0L, 2-69
Sleeve-Nyln #28 20.0L, 2-43
Sleeve, 2-47
Snap Ring, 5-11
Socket Assy, 2-9
Solenoid Assy. Gas, Lp, De., 2-53
Solenoid, Valve, Hyd, 36vdc, 4-21
Spacer Plate, 4-5, 4-7
Spacer, .259ld 375Od .250Lg, 2-73
Spacer, .56 ld X 1.82L, 2-63
Spacer, Fuel Pump, 2-33
Spacer, Isolator, 2-27
Spacer, Mtg, Cyl, 2-63
Spacer, Pivot, 2-39
Spacer, 2-39, 2-41, 2-45, 2-55, 4-13, 4-19
Spark Plug, 5-21
Spindle, Adjustment, 2-15
Sponge Cord, 2-2, 2-63
Sprg, Tens,0.38Odx.04wire 1.0L, 3-7
Spring Assy,Gov, 5-20
Spring Kit, 4-19
Spring, Comp, .72 Od X 3.25 L, 2-61
Spring, Die .50ld 1.00Od 1.25L, 2-51
Spring, Die .62ld 1.25Od 1.75L, 2-51
Spring, Latch, 2-17
Spring, Parking Brake, 2-41
Spring, Propel, Centering, 2-73
Spring, Return, Brake, 2-41
Spring, Tens.750Dx.10Wirex4.5, 2-51
Spring, Tens, .50Dx.05Wire2.5L, 2-74
Spring, Tension, 2-63
Spring, Torsion, 2-17, 2-49
Spring,Gov Lvr, 5-18
Spring,Gov, 5-20
Spring,Rock Arm, 5-29
Spring,Valve, 5-29
Spring, 4-3, 4-9, 4-13, 5-6, 5-18, 5-20
Sprng,Comp,0.62ldx.06Wire 2.3L, 2-23
Sprng,Tens,0.56Odx.05Wire 0.9L, 2-53
Starter Assy, 5-25
Stay,Choke, 5-20
Steer Control, Hyd (See Breakdowns), 2-23
Steer Control, Hyd#2 06.1 1160, 4-19
Stem, Valve, Hyd, 4-21
Stopper,Camshtf, 5-11
Stopper,Fuelc/S, 5-13
Strainer, Hyd 10Gpm 100Mesh, 2-3, 2-5, 2-69
Strainer, Hyd, 10gpm 100mesh Psi, 2-2, 2-4
Strap Wldt, Fuel Tank, 2-33, 2-69
Strap Wldt, Motor, 2-65
Strap Wldt, Shakr, 2-67
Strap,Rubber Tie-Down, 2-37
Strip Retainer Bearing, 2-47
Strip Wldt, Door Seal, 2-63
Strip, Rbr, 0.06 04.00w 05.0l [Neo/60], 2-67
Strip, Retainer, Door, Side, 2-63
Strip, Retainer, Dump Door, 2-63
Strip, Retainer, Flap, 2-9
Strip, Retainer, Hopper Lip, 2-59
Strip, Retainer, Sbdc, 3-15
Strip, Retainer, Seal, 2-11, 2-13
Strip, Retainer, 2-63
Strip, 2-9, 2-13
Stud, Special, M16X2.0, 2-47
Stud, Wheel .50-20 X 1.50, 2-43, 3-25, 3-26, 3-27, 3-28
Stud, 5-17, 5-20, 5-28, 5-29, 5-30
Support,Cover, 5-12
Supt,Gov L Shft, 5-18
Switch Ignition, 2-21
Switch Kit, Replmt, Thermostat, Eng, 2-25
Switch, 6-12v, Momentary On, 3-7
Switch, Pressure, 3-13
Switch, Pushmom, Spst100A 12V, 2-21, 2-53
Switch, Rocker, Spdt, 2 Pos, 2-21
Switch, Rocker, Spdt, 3 Pos, 3-3, 3-5
Switch, Roller, 3-9, 3-13
Switch, Snap Actn, 250vdc 25a Spdt, 2-19, 2-57
Switch, Thermostat, Water, 2-25
Switch,Magnetic, 5-25
Swivel, 2-25
Syn. Filter Pkg, Panel, 61Pleats, 2-65

T

- Tab,Fuelline, 2-33
Tank, Fuel, 07.3gal, W/ Label [6400d 08], 2-33
Tank, Fuel, Die W/Label, 2-33
Tappet, 5-11
Terminal, Qkdisc .25f Insf 14ga, 3-7
Thermostat, 160deg, 1.5d [Ku], 5-26
Thermostat, 160deg, 1.7d [Ku], 5-26
Thermostat, 180deg, 1.5d [Ku], 5-26
Thermostat, Spst Switch, 2-65
Thrust Bearing, 4-5, 4-7
Tie Cable 3.00D Max 11.41Lg, 2-23
Tie, Cable 1.75D Max 7.5 Lg, 2-51
Tie, Cable 1.75D Max 7.50Lg, 2-31, 2-33, 2-43, 2-53, 2-59, 2-63, 2-73, 3-3, 3-5
Tie, Cable 1.75d Max 7.50lg, 3-7
Tie, Cable, Nyl, 11.4L .19W 3.0 Max D, 2-21
Tie,Cable 8.00D Max 28.25Lg, 2-55
Tire and Wheel Assembly 16X6 RS Radial, 3-24
Tire and Wheel Assembly, 16x6 RS Radial, 3-28
Tire and Wheel Assembly, Non-Marking Solid, 3-22
Tire and Wheel Assy 4.00-8 Solid, 3-23
Tire Assembly, Non-Mark - Rework, 3-25
Tire, 150/75R8 Pneumatic, 3-24, 3-28
Tire, 4.00 X 8-3.75 Sol. Non-Mark, 3-25, 3-26
Tire, 4.00X8-3.75 Sol. Non-Mark, 3-22
Tire, 4.00X8-3.75 Solid, 3-23
Tire, Assembly, Soft Ride - Rework, 3-26
Tire, Tube & Flap Assy, 2-43, 3-24, 3-27, 3-28
Tire/wheel Assy, 16x6-8 10pr, 2-43, 3-27
Tire, 2-43, 3-27
Tread, Floor, 20.6 6.5, 2-19
Tube - Carb. Air Intake, 2-29
Tube Wldt, Torque, 2-47
Tube Wldt, Vac Fan, 2-53
Tube, 0.38id 0.50od 00.5l, Stl [H/T]H/T], 2-67
Tube, 0.49D 0.23B 0.5L Ss, 2-49
Tube, Breather, 5-8
Tube, Pickup, Oil Sump, 5-4
Tube, Tire-Inner 16X6-8, 2-43, 3-24, 3-27, 3-28

V

V-Belt, 5-24
 Valve Cap, 5-29
 Valve Drive, 4-9
 Valve Guide, Ex, 5-5
 Valve Guide, In, 5-5
 Valve Plate, 4-9
 Valve Seat, In, 5-29
 Valve Seat, 5-6
 Valve Stem N.O. Cp, 4-15
 Valve, Cartridge, Psi, 4-21
 Valve, Cntrl, Hyd, Solenoid, 12vdc 06gpm
 (See Breakdowns), 2-75
 Valve, Cntrl, Hyd, Solenoid, 12vdc 06gpm,
 4-21
 Valve, Dump, 4-3
 Valve, Hyd Cntrl Sol (See Breakdowns),
 2-75
 Valve, Hyd Cntrl Sol, 4-15
 Valve, Hyd Control Man (See
 Breakdowns), 2-74
 Valve, Hyd Control Man, 4-13
 Valve, Exhaust, 5-29
 Valve, Inlet, 5-29
 Valve, 4-9
 Video, Oprtr, Dvd [6400ic], 3-29

W

Wand Kit, Vac, 6400 Line, 3-21
 Wand, 3-21
 Washer Flat, 0.50, Sae, 2-17, 2-41, 2-63,
 3-11
 Washer Flt .25 Ss, 2-63
 Washer Flt .50 Sae, 2-51
 Washer Flt .50 Ss, 2-59
 Washer Flt .62 Sae, 2-51
 Washer, .250B .88D .06 Neopre, 2-73
 Washer, .310B .88D .12Rbr, 2-74
 Washer, .344B .69D .06Nylon, 2-17
 Washer, .405B .81D .06 Nylon, 2-45
 Washer, .531B 1.75D .12 Crzn, 2-27
 Washer, .531B 1.75D .12Cr Zn, 2-25
 Washer, .531B 1.75D .12Cr.Znc, 2-47
 Washer, .656B 1.25D .06, 2-51
 Washer, .765B 1.5Od .06Ss18-8, 2-41
 Washer, Felt, 2-43
 Washer, Flat, #08, 2-65
 Washer, Flat, #10, 2-21, 2-31, 2-55
 Washer, Flat, 0.25 Ss, 2-47
 Washer, Flat, 0.25 Std, 2-31, 2-47, 2-57,
 2-59
 Washer, Flat, 0.25, Sae, 2-23, 2-53
 Washer, Flat, 0.25, Std, 2-29, 2-33, 2-61,
 2-73, 3-7, 3-9, 3-13, 3-15, 3-17,
 3-18
 Washer, Flat, 0.31 Sae, 2-11, 2-13, 2-27
 Washer, Flat, 0.31 Std, 2-11, 2-13, 2-19,
 2-25, 2-49
 Washer, Flat, 0.31, Fendr, 3-15
 Washer, Flat, 0.31, Sae, 2-31, 3-15

Washer, Flat, 0.31, Std, 2-15, 2-17, 2-33,
 2-35, 2-39, 2-41, 2-43, 2-45, 2-47,
 2-51, 2-53, 2-59, 2-61, 2-63, 2-67,
 2-71, 2-73, 3-7
 Washer, Flat, 0.38 Sae, 2-25, 2-27, 2-43
 Washer, Flat, 0.38 Std, 2-25, 2-27, 2-49,
 2-51, 2-55, 2-57, 2-59
 Washer, Flat, 0.38, Sae, 2-35, 2-37, 2-71,
 3-13
 Washer, Flat, 0.38, Std, 2-31, 2-61, 2-63,
 3-15
 Washer, Flat, 0.38b 0.88d .08, Ss, 2-63
 Washer, Flat, 0.50 Sae, 2-25
 Washer, Flat, 0.75 Sae, 2-43
 Washer, Flat, 08, 2-67, 3-7
 Washer, Flat, 1.02b 1.75d .12, Stl, 2-57
 Washer, Flat, 10, Sae, 3-15
 Washer, Flat, 10, 2-23, 3-9, 3-13, 3-21
 Washer, Flt, .31 Sae, 2-15
 Washer, Lock, Int, #04, 2-21, 2-57
 Washer, Lock, Int-Ext, 0.31, 2-53
 Washer, Plain, 5-7, 5-18, 5-21, 5-24
 Washer, Spring, 5-28, 5-29
 Washer, Sprng, 5-28, 5-29
 Washer, 1.255B 1.75D .12Hrs, 2-43
 Washer, Plain, 5-20, 5-21, 5-24
 Washer, Spring, 5-19
 Washer-Belleville .50 Pltd, 2-57
 Washer-Flt .25 Fender Pltd, 2-59, 3-15
 Washer-Flt .31 Fender Pltd, 2-9
 Washer-Flt .44 Std Hard Pltd, 2-49
 Washer-Flt 21 X37 X3 M20, 2-41
 Washer-Loc Int .31 Pltd, 2-27
 Washer-Loc Int-Ext .38 Pltd, 2-37
 Washer-Wavy Spring, 2-47
 Washer, 4-3, 4-13, 5-15, 5-17, 5-18,
 5-20, 5-24, 5-25, 5-29
 Water Pipe, 5-28
 Weight, Eccentric, 2-65, 2-67
 Wheel and Tire Kit, Bias Front, 3-27
 Wheel and Tire Kit, Non-Mark Solid, Front,
 3-25
 Wheel and Tire Kit, Radial Front, 3-28
 Wheel and Tire Kit, Soft Ride, Front, 3-26
 Wheel Assy, 2-41
 Wheel Steering 14Diax36T, 2-23
 Wire Assy, Jumper, [6400], 2-87
 Wire Assy, Cable-11.0, 4 Ga, Blk, 2-37
 Wire, Sparkplug, #1 [Df752], 5-21
 Wire, Sparkplug, #2 [Df752], 5-21
 Wire, Sparkplug, #3 [Df752], 5-21

Y


Yearly Maint Pkg 800hr Die, 2-3



TENNANT COMPANY
 Technical Publications #15
 701 North Lilac Drive
 P.O. Box 1452
 Minneapolis, MN 55440-9947

POSTAGE WILL BE PAID BY ADDRESSEE

BUSINESS REPLY MAIL
 FIRST CLASS MAIL PERMIT NO. 94 MINNEAPOLIS, MN



NO POSTAGE
 NECESSARY
 IF MAILED
 IN THE
 UNITED STATES



Fold along dotted lines

Tape here








TENNANT COMPANY
 Technical Publications #15
 701 North Lilac Drive
 P.O. Box 1452
 Minneapolis, MN 55440-9947

POSTAGE WILL BE PAID BY ADDRESSEE

BUSINESS REPLY MAIL
 FIRST CLASS MAIL PERMIT NO. 94 MINNEAPOLIS, MN



NO POSTAGE
 NECESSARY
 IF MAILED
 IN THE
 UNITED STATES



Fold along dotted lines

Tape here

