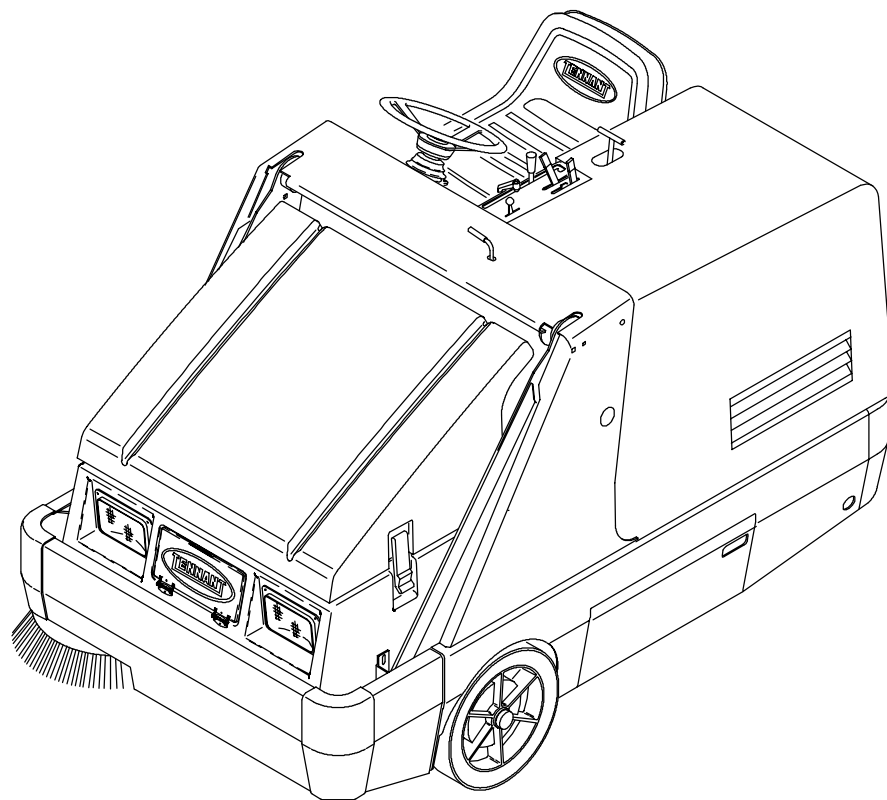




6400

**Air Cooled
Parts Manual**



**MM430
Rev. 07**





This manual is furnished with each new TENNANT Model 6400.

This manual consists of the How To Use This Manual; Standard Parts; Options; Breakdowns; G/LPG Engine Breakdown; and Cross Reference sections.

MACHINE DATA

Please fill out at time of installation for future reference.

Machine Model Number -6400

Machine Serial Number - _____

Machine Options - _____

TENNANT Representative/phone no. - _____

Customer ID Number - _____

Date of Installation - _____

Manual Number -MM430

Revision: 07

Published: 9-02

HOW TO USE THIS MANUAL

This section on *HOW TO USE THIS MANUAL* will tell you how to:

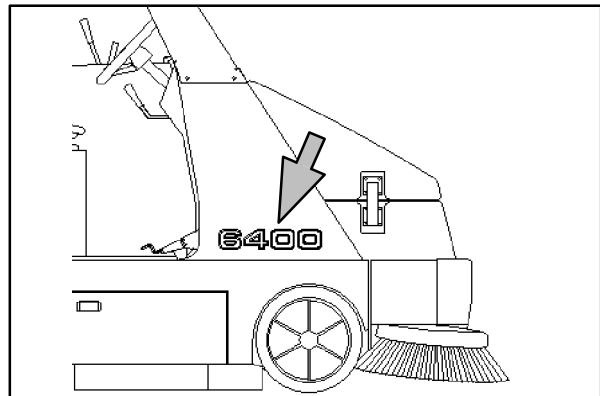
- Find important machine information for ordering correct repair parts.
- Find TENNANT part numbers.
- Order TENNANT parts and supplies.

IMPORTANT INFORMATION

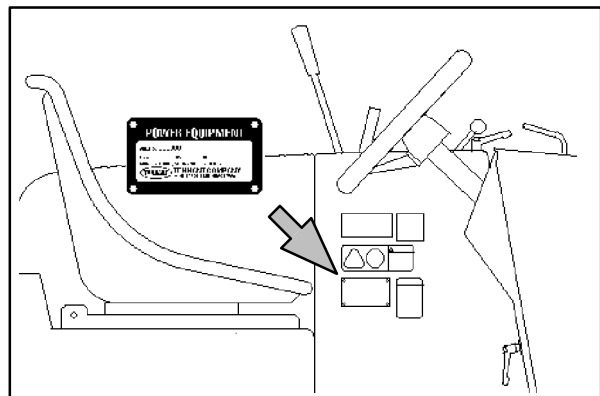
When placing an order for parts, the machine model and machine serial number are important. Refer to the *MACHINE DATA* box which is filled out during the installation of your machine. The *MACHINE DATA* box is located on the inside of the front cover of this manual.

MACHINE DATA	
<i>Please fill out at time of installation for future reference.</i>	
Machine Model Number -	6400
Machine Serial Number -	_____
Machine Options -	_____
TENNANT Representative/phone no. -	_____
Customer ID Number -	_____
Date of Installation -	_____
Manual Number -	MM430
Revision:	00
Published:	9-96

The model number of your machine is on the side of the machine.



The serial number of your machine is printed on the machine data plate located as shown.



HOW TO USE THIS MANUAL

FINDING A TENNANT PART NUMBER

This manual contains the following sections:

- HOW TO USE THIS MANUAL
- STANDARD PARTS
- OPTIONS
- BREAKDOWNS
- ENGINE BREAKDOWNS
- CROSS REFERENCE

The STANDARD PARTS section lists repair parts for standard machines. They are grouped in this general order:

- General wear parts.
- Machine frame and related parts.
- Machine propelling system.
- Sweeping components.
- Electrical parts.

The OPTION section lists repair parts of options.

The BREAKDOWN section lists available repair parts of major components.

All sections in this manual consist of parts illustrations and corresponding parts lists.

The parts illustrations are numbered with **Ref** numbers which refer to corresponding parts lists.

The parts lists include a number of columns of information:

- **Ref** - column refers to the reference number on the parts illustration.
 - indicates the part is an assembly.
 - ▲ - indicates the part is included in the assembly listed just before it.
- **TENNANT Part No.** - column lists the TENNANT part number for the part.
- **Serial Number** - column indicates the set of machines the part number is applicable to. Serial numbers change when the machine design has been modified. The most current design of the machine is shown in the main illustration, older designs are boxed in a corner of the illustration.
- **Description** - column is a brief description of the part.
- **Qty.** - column lists the quantity of that part used in that area of the machine.

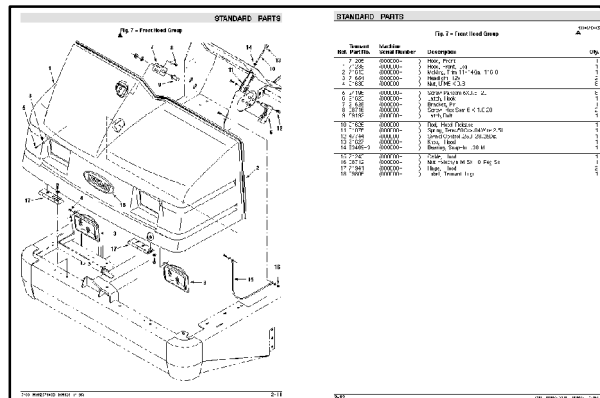



Fig. 7 - Front Hood Group ▲ 1068510005

Tennant Ref. Part No.	Machine Serial Number	Description	Qty.
1	71205	Hood, Front	1
2	71238	Hood, Front, Lpg	1
3	71513	Molding, Trim 11-14Ga 116.0	1
4	71554	Headlight, 12V	2
5	24196	Nut, U.M.S. X 6, 8	8
6	21523	Screw Pan-Head 5/16 X 20	6
7	21528	Bracket, Pin	1
8	08716	Screw Hex Ssm 6 X 1.0 20	2
9	59192	Latch, Bolt	1
10	21526	Rod, Hood Release	1
11	01076	Spring, Tens. 50Cdx. 04Wire 2.5L	1
12	47744	Swivel Control, 250-26, 250Ga	1
13	21527	Knob, Hood	1
14	63469-3	Bearing, Snap-In .38 Id	1
15	71243	Cable, Hood	1
16	08712	Nut Hdcsyln M 6X1.0 Reg Ss	1
17	71941	Hinge, Hood	2
18	09306	Label, Tennant Logo	1

NOTE: If a service kit is installed on your machine, be sure to keep the INSTRUCTION BULLETIN which came with the kit. It contains repair parts numbers needed for ordering future parts.

NOTE: Fasteners used in this machine may be metric or non-metric. Take care when replacing hardware to replace with same thread size.



PLACING AN ORDER

Orders may be placed by phone, fax, or by mail. Phone orders may need written confirmation. Follow the steps below to insure prompt delivery:

1. Identify the model number of your machine.
2. Identify the serial number of your machine.
3. Find the part number of the part you need. Do not order by page number or reference number. If you are not able to find the part number, call your TENNANT representative for help or send the old part as a sample.
4. Determine the quantity of the part you need.
5. Provide the following company information:
 - Company name
 - Customer ID Number
 - Shipping address
 - Billing address
 - First and last name of person ordering parts
 - Telephone number
 - Purchase order number
6. Provide definitive shipping instructions.

HOW TO USE THIS MANUAL

Any claim for loss or damage to a shipment in transit should be filed promptly with the transportation company making the delivery. Shipments will be complete unless the packing list or order acknowledgement indicates items back ordered.

If parts received are suspected to be incorrect or defective, please contact the TENNANT representative from whom you ordered the part. They will give authorization for return and/or handle replacement shipments when required.

SECTION 2

Contents	Page	Contents	Page
Fig. 1 - General Recommended Maintenance Items	2-2	Fig. 40 - Wire Harnesses Group, G/LP (Air Cooled)	2-78
Fig. 2 - Replacement Brushes	2-4	Fig. 41 - Label Group	2-80
Fig. 3 - Main Frame and Skirts Group	2-6		
Fig. 4 - Right Brush Door Group	2-8		
Fig. 5 - Left Brush Door Group	2-10		
Fig. 6 - Seat and Cover Group	2-12		
Fig. 7 - Rear Cover Latch Group	2-14		
Fig. 8 - Operator Station Group	2-16		
Fig. 9 - Instrument Panel Group, Gas	2-18		
Fig. 10 - Instrument Panel Group, LPG	2-20		
Fig. 11 - Steering Wheel Group	2-22		
Fig. 12 - Engine and Mount Group, Gas	2-24		
Fig. 13 - Engine and Mount Group, LPG	2-26		
Fig. 14 - Fuel Tank Group, Gas	2-28		
Fig. 15 - Fuel Tank Group, LPG	2-30		
Fig. 16 - Muffler Group, G/LP	2-32		
Fig. 17 - Battery Group, G/LP	2-34		
Fig. 18 - Directional Pedal Group	2-36		
Fig. 19 - Front Wheels and Brakes Group	2-38		
Fig. 20 - Rear Drive Wheel Group	2-40		
Fig. 21 - Main Brush Lift Group	2-42		
Fig. 22 - Main Brush Drive Group	2-44		
Fig. 23 - Side Brush Lift Group	2-46		
Fig. 24 - Side Brush Motor and Pivot Group	2-48		
Fig. 25 - Vacuum Fan Control Group	2-50		
Fig. 26 - Vacuum Fan Group	2-52		
Fig. 27 - Hopper Lift Arms Group	2-54		
Fig. 28 - Hopper Group	2-56		
Fig. 29 - Hopper Cover and Bumper Group	2-58		
Fig. 30 - Hopper Dump Door Group	2-60		
Fig. 31 - Filter Box Group	2-62		
Fig. 32 - Hydraulic Reservoir Group	2-64		
Fig. 33 - Hydraulic Pumps Group	2-66		
Fig. 34 - Hydraulic Pump Linkage Group	2-68		
Fig. 35 - Hydraulic Control Valve Group	2-70		
Fig. 36 - Hydraulic Solenoid Valve Group	2-71		
Fig. 37 - Hydraulic Schematic Group	2-72		
Fig. 38 - Hydraulic Hose Group	2-74		
Fig. 39 - Electrical Schematic, G/LP (Air Cooled)	2-76		

Fig. 1 - General Recommended Maintenance Items

Ref.	Tennant Part No.	Machine Serial Number	Description	Qty.
▽	361236	(000000-) Maint Kit, Recirculation Flap	1
▲	360134	(000000-) Seal, Wrap, Rear Brush	1
▲	360136	(000000-) Flap Recirculation	1
▽	361237	(000000-) Maint Kit, M Br Door Skirts	1
▲	360761	(000000-) Seal, Side, Lh	1
▲	360784	(000000-) Seal, Side Rh	1
▲	360786	(000000-) Skirt, Side Brush	1
▲	72968	(000000-) Rivet, Plastic .250X.898	6
▽	361238	(000000-) Maint Kit, Hopper Door Skirts	1
▲	360603	(000000-) Seal Wrap, Dump Door	1
▲	87689	(000000-) Sponge Cord	1
▲	360844	(000000-) Seal, Dump Door, Side	2
▲	360327	(000000-) Skirt, Lip	1
▲	360336	(000000-) Seal, Dump Door, Top	1
▽	361239	(000000-) Maint Kit, Dump Door Seals	1
▲	87181	(000000-) Seal, Top,Hopper	1
▲	360782	(000000-) Skirt, Hopper	2
▲	72968	(000000-) Rivet, Plastic .250X.898	19
▽	361242	(000000-) Maint Kit, Hopr Filter & Seals	1
▲	375212	(000000-) Filter, Dust Panel	1
▲	360199	(000000-) Seal, Spacer, Filter	3
▽	361226	(000000-) Performance Pkg 400Hr Gas Air	1
▲	361231	(000000-) Filter, Oil, Engine	4
▲	361232	(000000-) Spark Plug, Gas	2
▲	55740	(000000-) Filter, Hydraulic Oil, Spin On	1
▲	65869-1	(000000-) Oil, Hydr. Shp 15/40 1Gal	5
▲	361741	(000000-) Element, Air Filter	1
▽	361228	(000000-) Performance Pkg 400Hr Lp Air	1
▲	361231	(000000-) Filter, Oil, Engine	4
▲	375021	(000000-) Spark Plug, LP	2
▲	55740	(000000-) Filter, Hydraulic Oil, Spin On	1
▲	65869-1	(000000-) Oil, Hydr. Shp 15/40 1Gal	5
▲	361741	(000000-) Element, Air Filter	1
▽	366073	(000000-) Yearly Maint Pkg 800hr Gas Air	1
▲	361231	(000000-) Filter, Oil, Engine	8
▲	361741	(000000-) Element, Air Cleaner	4
▲	361740	(000000-) Element, Preclean	4
▲	36050	(000000-) Filter, Fuel	1
▲	361232	(000000-) Sparkplug	16
▲	55740	(000000-) Filter, Oil, Hyd	2
▲	360991	(000000-) Breather, Hyd	1
▲	361023	(000000-) Strainer, Hyd 10Gpm 100Mesh	1
▲	65869-1	(000000-) Oil, Hydr. Shp 15/40 1Gal	5
▲	375212	(000000-) Filter, Dust Panel	4
▲	360199	(000000-) Seal, Spacer, Filter	12
▲	360134	(000000-) Seal, Wrap, Rear Brush	2
▲	360136	(000000-) Flap, Recirculation	2

Fig. 1 - General Recommended Maintenance Items (continued)

Ref.	Tennant Part No.	Machine Serial Number	Description	Qty.
▲	360761	(000000-)	Seal, Side, Lh Hopper	2
▲	360784	(000000-)	Seal, Side Rh Hopper	2
▲	360786	(000000-)	Skirt, Side Brush	2
▲	360603	(000000-)	Seal, Wrap	2
▲	87689	(000000-)	Cord, Sponge	2
▲	360844	(000000-)	Seal, Dump Door, Side	2
▲	360327	(000000-)	Skirt, Lip	2
▲	360336	(000000-)	Seal, Dump Door, Top	2
▲	87181	(000000-)	Seal, Top,Hopper	2
▲	360782	(000000-)	Skirt, Hopper	4
▲	360388	(000000-)	Latch, Swell	2
▲	36192	(000000-)	Lanyard Assy	2
▲	361144	(000000-)	Key, Ignition	1
▲	360079	(000000-)	Cable	1
▲	360977	(000000-)	Hose, Flexible	1
▲	360765	(000000-)	Hose, Flex	1
▲	360481	(000000-)	Belt	1
▲	360979	(000000-)	Seal, Vac Inlet	1
▽	366074	(000000-)	Yearly Maint Pkg 800hr Lp Air	1
▲	361231	(000000-)	Filter, Oil, Engine	8
▲	361741	(000000-)	Element, Air Cleaner	4
▲	361740	(000000-)	Element, Preclean	4
▲	361974	(000000-)	Filter, Fuel	1
▲	375021	(000000-)	Sparkplug	16
▲	55740	(000000-)	Filter, Oil, Hyd	2
▲	360991	(000000-)	Breather, Hyd	1
▲	361023	(000000-)	Strainer, Hyd 10Gpm 100Mesh	1
▲	65869-1	(000000-)	Oil, Hydr. Shp 15/40 1Gal	5
▲	375212	(000000-)	Filter, Dust Panel	4
▲	360199	(000000-)	Seal, Spacer, Filter	12
▲	360134	(000000-)	Seal, Wrap, Rear Brush	2
▲	360136	(000000-)	Flap, Recirculation	2
▲	360761	(000000-)	Seal, Side, Lh Hopper	2
▲	360784	(000000-)	Seal, Side Rh Hopper	2
▲	360786	(000000-)	Skirt, Side Brush	2
▲	360603	(000000-)	Seal, Wrap	2
▲	87689	(000000-)	Cord, Sponge	2
▲	360844	(000000-)	Seal, Dump Door, Side	2
▲	360327	(000000-)	Skirt, Lip	2
▲	360336	(000000-)	Seal, Dump Door, Top	2
▲	87181	(000000-)	Seal, Top,Hopper	2
▲	360782	(000000-)	Skirt, Hopper	4
▲	360388	(000000-)	Latch, Swell	2
▲	36192	(000000-)	Lanyard Assy	2
▲	361144	(000000-)	Key, Ignition	1
▲	360079	(000000-)	Cable	1
▲	360977	(000000-)	Hose, Flexible	1
▲	360765	(000000-)	Hose, Flex	1
▲	360481	(000000-)	Belt	1
▲	360979	(000000-)	Seal, Vac Inlet	1

Fig. 2 - Replacement Brushes

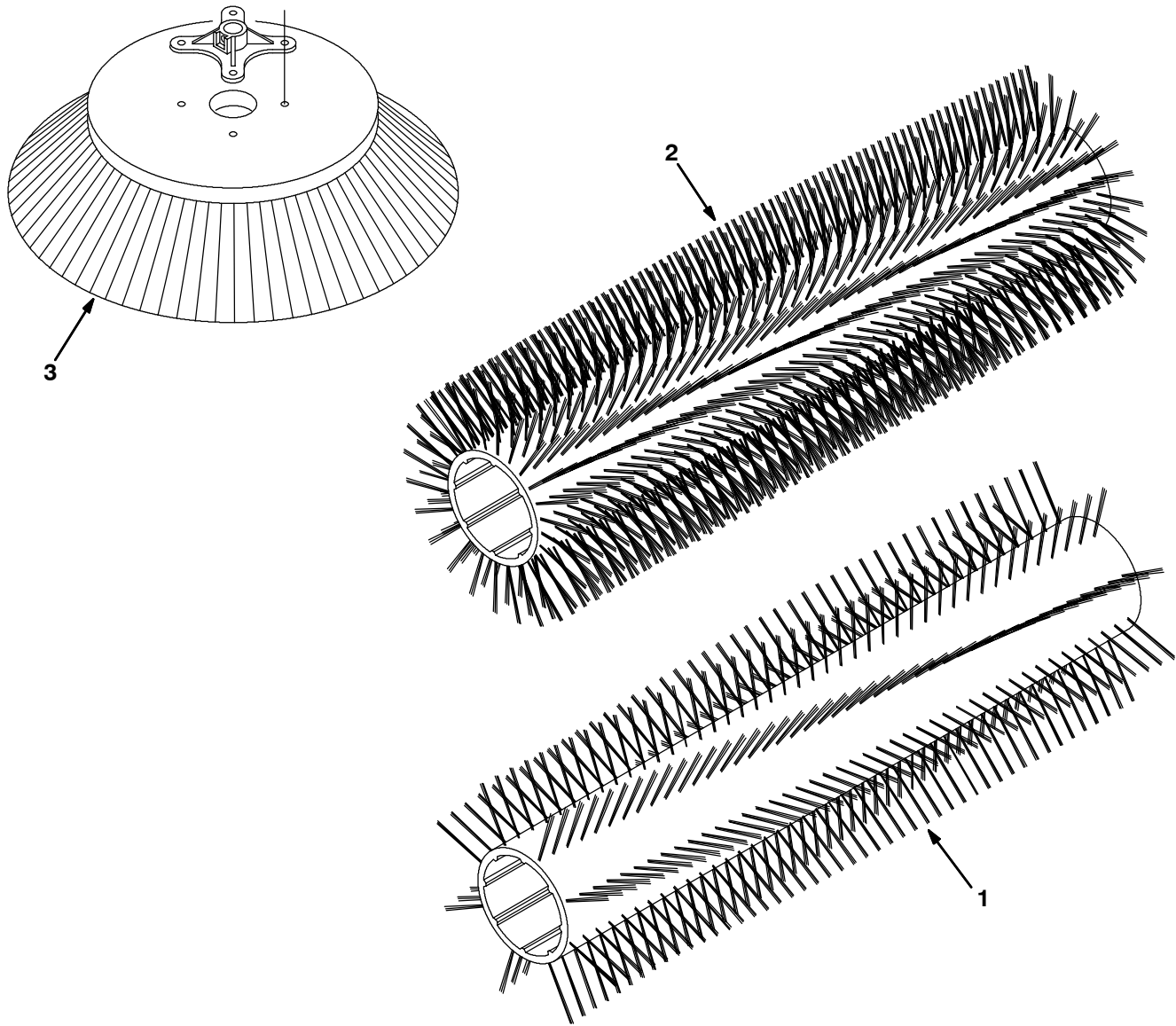


Fig. 2 - Replacement Brushes

Ref.	Tenant Part No.	Machine Serial Number	Description	Qty.
1	87334	(000000-) Brush-Sweep Spl-36Lg-8 Double Row-Polyester	1
1	87099	(000000-) Brush-Sweep Spl-36Lg-8 Double Row-Poly	1
1	87097	(000000-) Brush-Sweep Spl-36Lg-8 Double Row-Poly and Wire	1
1	87097	(000000-) Brush-Sweep Spl-36Lg-8 Double Row-Poly and Wire	1
1	385947	(000000-) Brush-Sweep, 36L, 8 Dr, Umx, Spl - Carpet	1
2	87333	(000000-) Brush-Sweep Spl-36Lg-24 Single Row-Polyester	1
3	08013N	(000000-) Brush-Side Swp-23 Dia-Nylon	1
3	59431	(000000-) Brush-Side Swp-23 Dia-Poly	1
3	59432	(000000-) Brush-Side Swp-23 Dia-Flatwire	1

Fig. 3 - Main Frame and Skirts Group

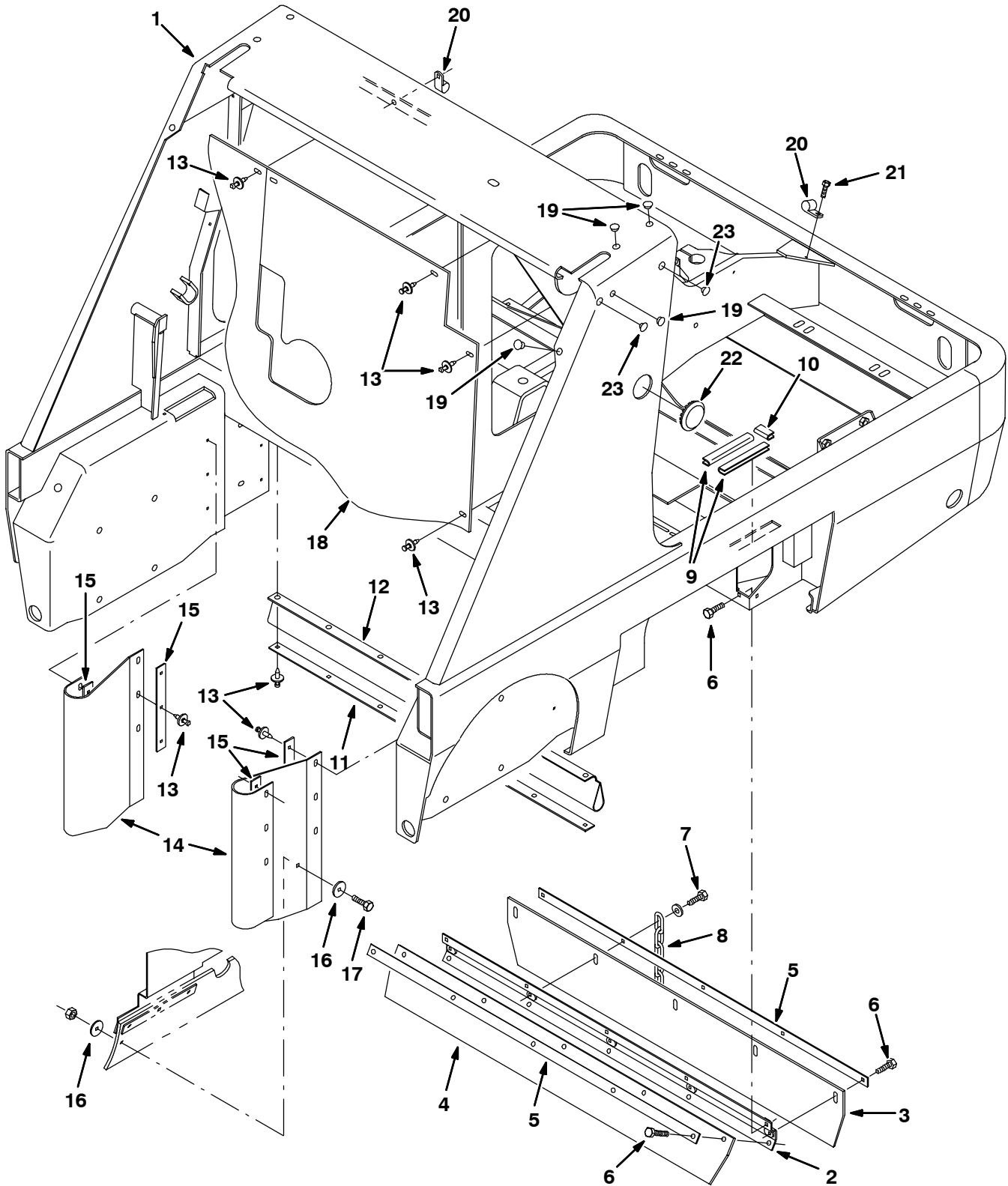


Fig. 3 - Main Frame and Skirts Group

Ref.	Tennant Part No.	Machine Serial Number	Description	Qty.
1	360200	(000000-) Frame, Ic	1
2	360138	(000000-) Channel, Recirculation Flap	1
3	360134	(000000-) Seal, Wrap, Rear Brush	1
4	360136	(000000-) Flap Recirculation	1
5	360137	(000000-) Strip, Retainer, Flap	2
6	12273	(000000-) Scr-Hexssm 8X1.25 20 Nylnloc	14
7	12333	(000000-) Scr-Hexssm 8X1.25 25 Nylnloc	1
8	40758	(000000-) Chain,Link#2/08 5Links,Br.Zinc	1
9	57564	(000000-) Molding, Trim 11-14Ga 5.00	2
10	361160	(000000-) Molding, Rigid	1
11	87180	(000000-) Retainer, Top Hopper Seal	1
12	87181	(000000-) Seal, Top,Hopper	1
13	72968	(000000-) Rivet, Plastic .250X.898	29
14	360782	(000000-) Skirt, Hopper	2
15	360781	(000000-) Strip	4
16	30013	(000000-) Washer-Flt .31 Fender Pltd	2
17	09010	(000000-) Scr Hexssm 8X1.25 25	1
18	361121	(000000-) Seal, Firewall Ic	1
19	02431	(000000-) Plugbtn .56H .03-.12 Blacknyl	8
20	67767	(000000-) Clamp-Cable,.69Dia. 62Wth	3
21	74455	(000000-) Scr-Hx Fmgm 6X1.0 12	2
22	82747	(000000-) Plugbtn 2.09H .05-.06 Blackstl	1
23	361346	(000000-) Plug, Cap	4

Fig. 4 - Right Brush Door Group

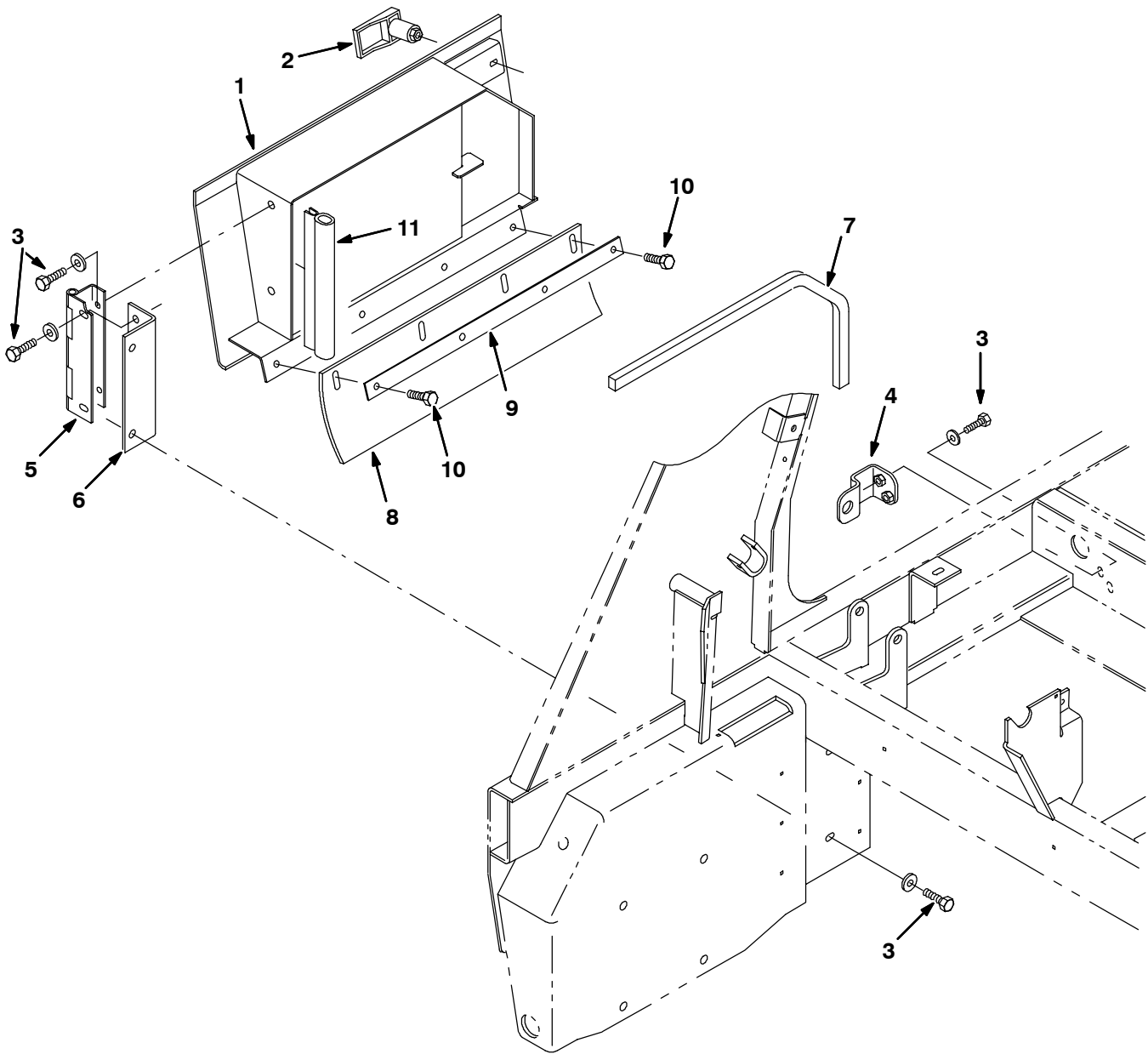


Fig. 4 - Right Brush Door Group

Ref.	Tenant Part No.	Machine Serial Number	Description	Qty.
1	360395	(000000-) Door Wldt, Rh	1
2	360388	(000000-) Latch, Swell	1
3	09740	(000000-) Scr Hexssm 8X1.25	8
4	360280	(000000-) Bracket, Stop, Brush Door	1
5	360283	(000000-) Hinge, Door, Brush	1
6	360284	(000000-) Bracket, Hinge, Brush Door	1
7	360319	(000000-) Seal,Foam Rbr .375 1.25W 25.5L	1
8	360784	(000000-) Seal, Side Rh	1
9	361306	(000000-) Strip, Retainer, Seal	1
10	49826	(000000-) Scr-Hexssm 8X1.25 16 Nylon Loc	4
11	361321	(000000-) Bulb, Sd-168 9.00 Lg	1

Fig. 5 - Left Brush Door Group

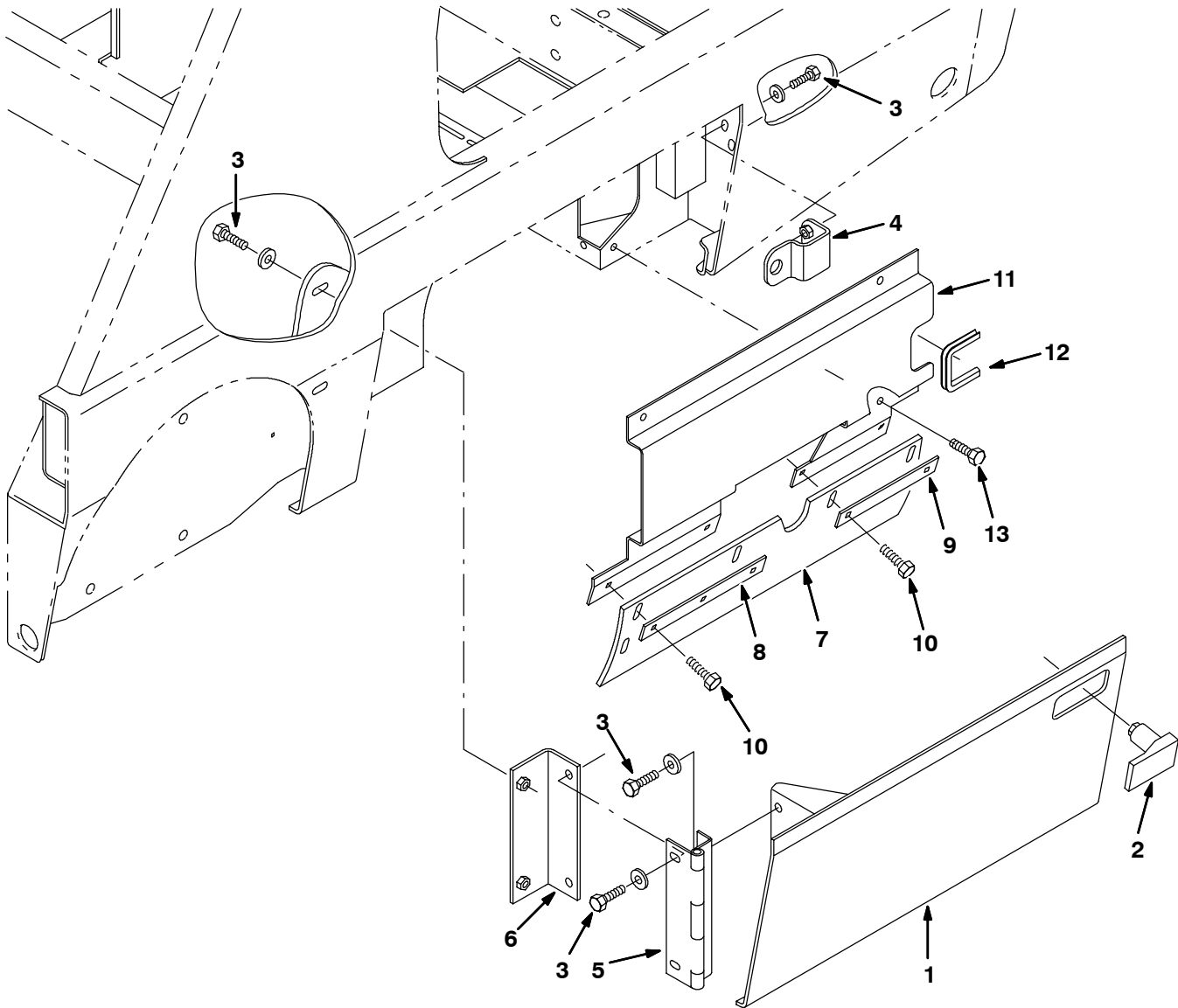


Fig. 5 - Left Brush Door Group

Ref.	Tennant Part No.	Machine Serial Number	Description	Qty.
1	360392	(000000-) Door Wldt, Lh	1
2	360388	(000000-) Latch, Swell	1
3	09740	(000000-) Scr Hexssm 8X1.25	8
4	360280	(000000-) Bracket, Stop, Brush Door	1
5	360283	(000000-) Hinge, Door, Brush	1
6	360284	(000000-) Bracket, Hinge, Brush Door	1
7	360761	(000000-) Seal, Side, Lh	1
8	360781	(000000-) Strip	1
9	360763	(000000-) Strip, Retainer, Seal	1
10	49826	(000000-) Scr-Hexssm 8X1.25 16 Nylon Loc	4
11	360487	(000000-) Plate, Seal, Hyd Drive	1
12	57564	(000000-) Molding, Trim 11-14Ga 5.00	1
13	15675	(000000-) Scr Hexssm 8X1.25	5

Fig. 6 - Seat and Cover Group

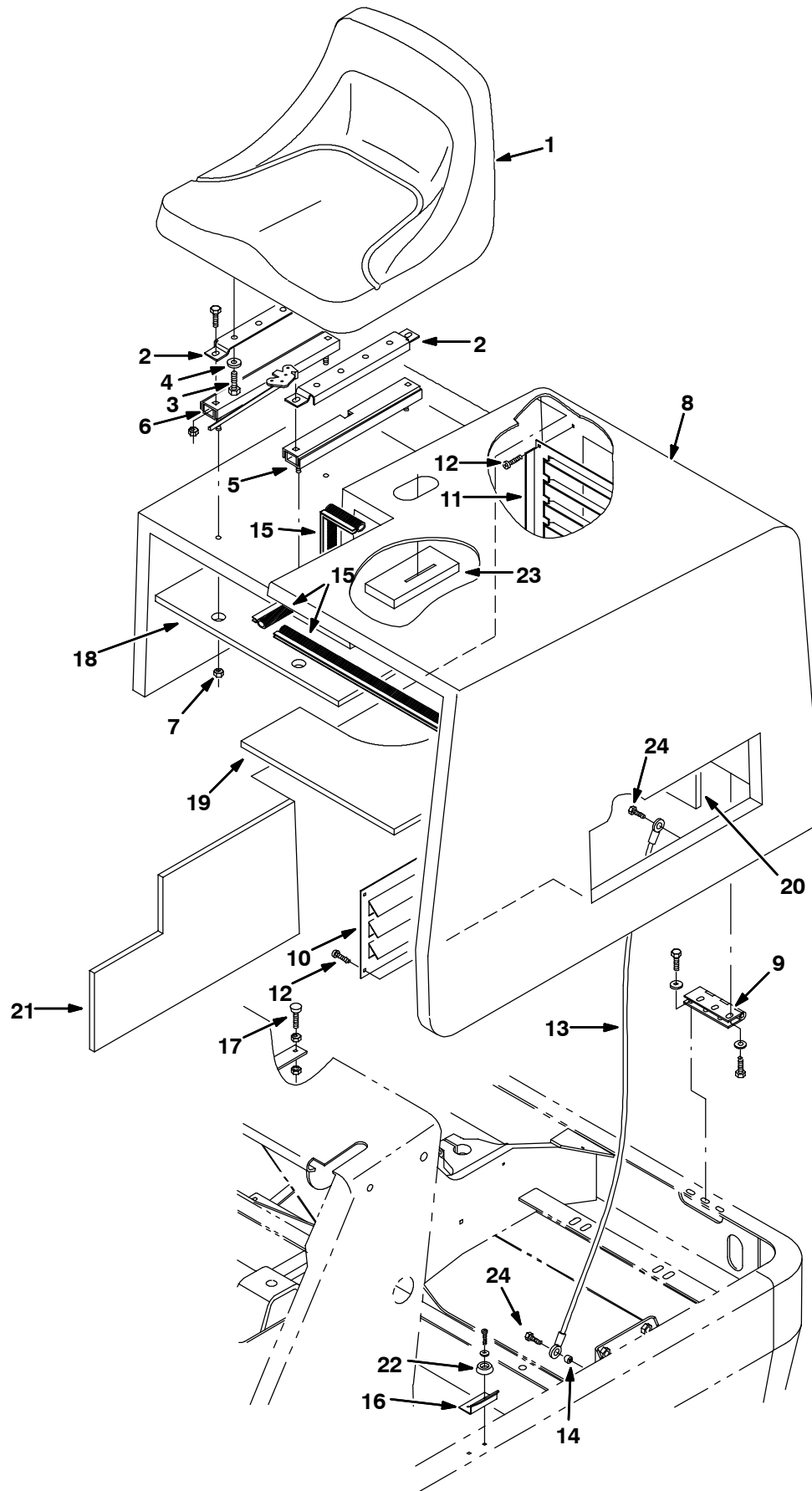


Fig. 6 - Seat and Cover Group

Ref.	Tennant Part No.	Machine Serial Number	Description	Qty.
1	375411	(000000-) Seat	1
2	360309	(000000-) Bracket, Seat Adjuster	2
3	54395	(000000-) Screw, Hex, .31-18 X 0.62, 5	4
4	39349	(000000-) Washer, Flt, .31 Sae	4
5	360369	(000000-) Rail, Slide, Seat	1
6	360370	(000000-) Rail, Slide, Seat, W/Latch	1
7	01760	(000000-) Nut-Hxlocnyln .31-18 Thin Pltd	4
8	360050	(000000-) Cover, Shroud, Rear	1
9	360704	(000000-) Hinge	2
10	360342	(000000-) Panel, Louver	1
11	360361	(000000-) Panel, Louver	1
12	360973	(000000-) Scr-Pan 12 X.50 F/Plst PI	8
13	36192	(000000-) Lanyard Assy	2
14	222516	(000000-) Sleeve,.31Bb.496D .312Ss	2
15	60739	(000000-) Seal, Bulb, Sd-0504 50.00 Lg	1
16	361550	(000000-) Angle, Guide	2
17	75128	(000000-) Spindle, Adjustment	1
18	361345	(000000-) Insulation, Sound Foam	1
19	361342	(000000-) Insulation, Sound Foam	1
20	361344	(000000-) Insulation, Sound Foam	1
21	361343	(000000-) Insulation, Sound Foam	1
22	361554	(000000-) Bumper, Rubber	2
23	361951	(000000-) Insulation, Sound Foam	1
24	11329	(000000-) Scr Hexssm 6 X 1.0 16 Nyloc	2

Fig. 7 - Rear Cover Latch Group

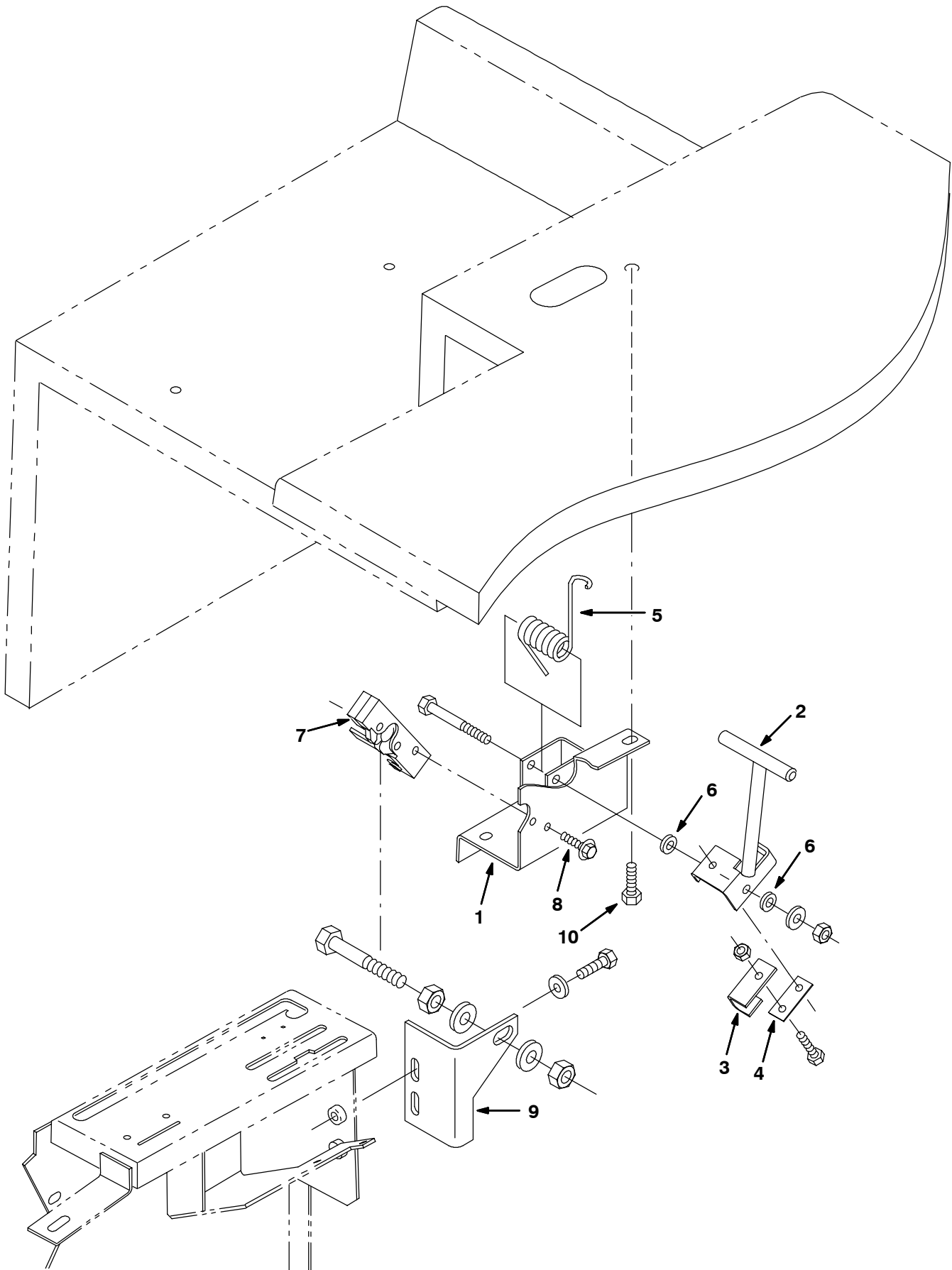


Fig. 7 - Rear Cover Latch Group

Ref.	Tenant Part No.	Machine Serial Number	Description	Qty.
1	360083	(000000-) Bracket Wldt, Latch	1
2	360831	(000000-) Latch Wldt, Shroud	1
3	361164	(000000-) Channel, Latch	1
4	361165	(000000-) Spring, Latch	1
5	87581	(000000-) Spring, Torsion	1
6	43454	(000000-) Washer, .344B .69D .06Nylon	2
7	72439	(000000-) Latch	1
8	16949	(000000-) Scr-Hex .25-20X0.75 Sems Pltd	2
9	360873	(000000-) Angle, Mtg, Latch Pin	1
10	15675	(000000-) Scr Hexssm 8 X 1.25 16	4

Fig. 8 - Operator Station Group

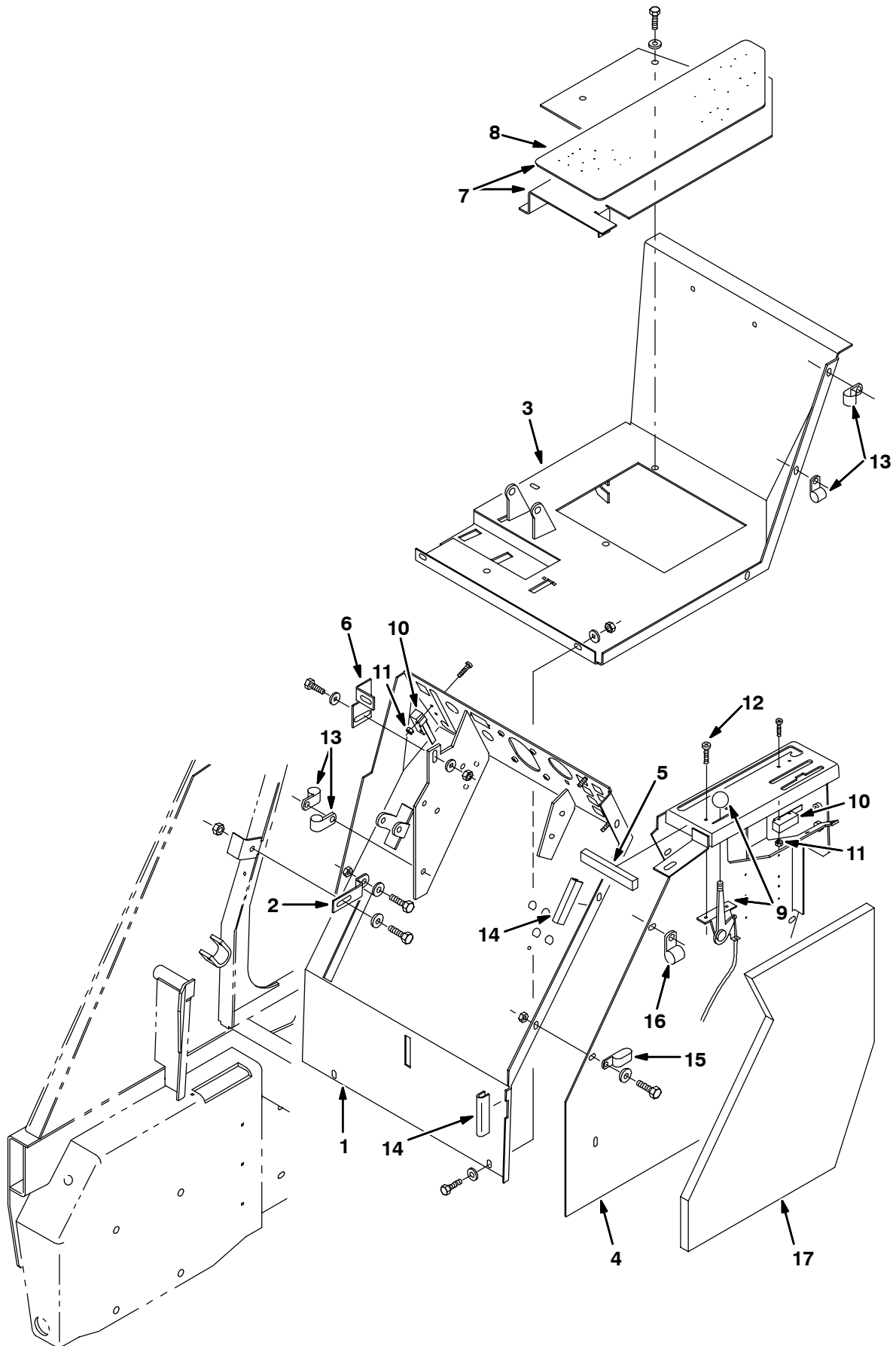


Fig. 8 - Operator Station Group

Ref.	Tenant Part No.	Machine Serial Number	Description	Qty.	
1	360096	(000000-) Panel Wldt, Oper Station Instr	1	
2	360742	(000000-) Plate	1	
3	360713	(000000-) Panel Wldt, Oper Station Floor	1	
4	361293	(000000-) Panel Wldt, Oper, Ic W/Label	1	
5	360928	(000000-) Seal, Ure .50 X .75 X 5.0L	1	
6	360712	(000000-) Bracket, Angle	1	
▽	7	361300	(000000-) Plate, Floor W/Tread	1
▲	8	360906	(000000-) Tread, Floor, 20.6 6.5	1
9	360465	(000000-) Cable, Throttle	1	
10	398525	(000000-) Switch, Micro, SPDT	2	
11	75939	(000000-) Nut-Hxlocnylon 06-32 Regss 18-8	4	
12	02863	(000000-) Scr-Pnfmng 10 X 0.75 Type Ab	2	
13	67767	(000000-) Clamp-Cable,.69Dia. 62Wth	4	
14	13173	(000000-) Molding, Trim 3/16-5/16 5.0	2	
15	67366	(000000-) Clamp,Tube-Double	1	
16	69234	(000000-) Clamp-Cable, 1.00Dia. .62Wth	1	
17	361950	(000000-) Insulation, Sound Foam, Side	1	

Fig. 9 - Instrument Panel Group, Gas

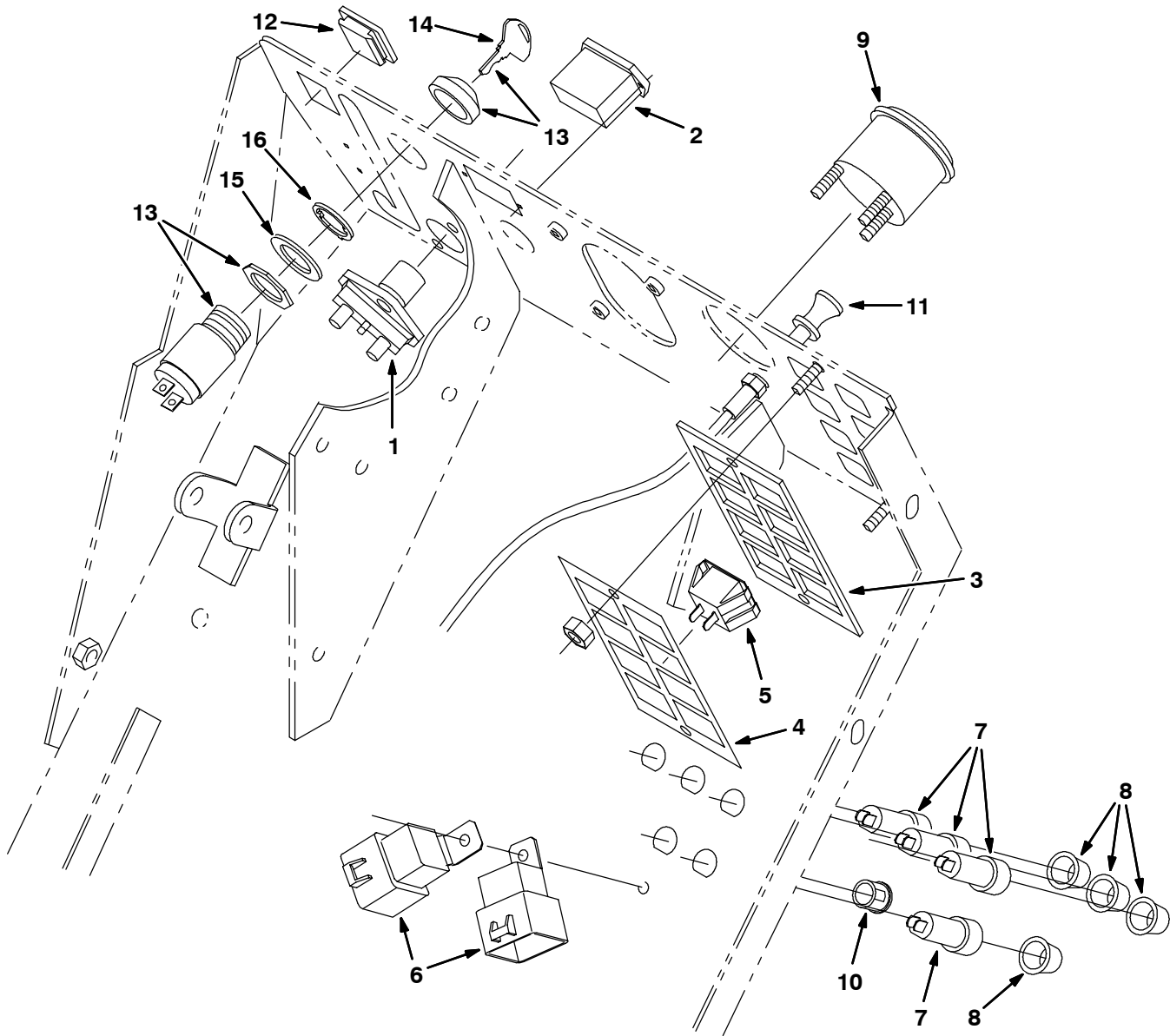


Fig. 9 - Instrument Panel Group, Gas

Ref.	Tennant Part No.	Machine Serial Number	Description	Qty.	
1	44078	(000000-) Switch, Pushmom, Spst100A 12V	1	
2	222114	(000000-001279) Hourmeter	1	
2	31988	(001280-) Hourmeter	1	
3	361072	(000000-) Seal, Foam	1	
4	360773	(000000-) Plate, Mtg, Light	1	
5	361075	(000000-) Lamp, Indicator 12 Volt	4	
6	56186	(000000-) Relay, Shrouded, 12 Vdc	2	
7	57803	(000000-) Breaker-Circuit, 15A Resetable	4	
8	57751	(000000-) Boot,Circuit Breaker	4	
9	34813	(000000-) Fuel Gauge	1	
10	57167	(000000-) Plugbtn .62H .03-.12 Blacknyl	1	
11	360464	(000000-) Cable, Choke	1	
12	222534	(000000-) Plug, Switch	1	
▽	13	361076	(000000-) Switch, Ignition	1
▲	14	361144	(000000-) Key, Ignition Switch	1
15	82226	(000000-) Washer, .91Bx1.38Dx0.064 Crs	1	
16	360969	(000000-) Washer-Loc Spec .886 Pltd	1	

Fig. 10 - Instrument Panel Group, LPG

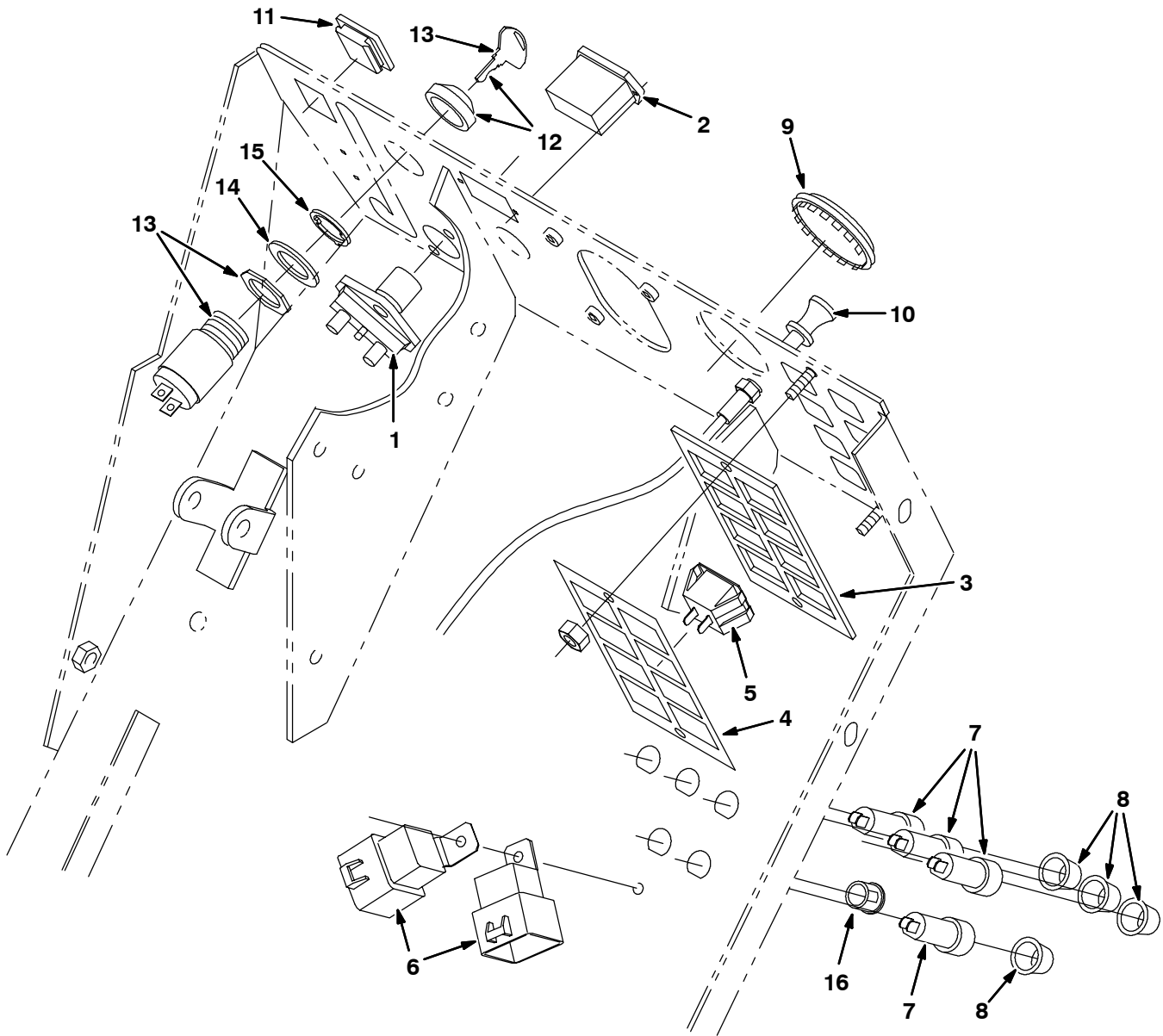


Fig. 10 - Instrument Panel Group, LPG

Ref.	Tennant Part No.	Machine Serial Number	Description	Qty.	
1	44078	(000000-) Switch, Pushmom, Spst100A 12V	1	
2	222114	(000000-001279) Hourmeter	1	
2	31988	(001280-) Hourmeter	1	
3	361072	(000000-) Seal, Foam	1	
4	360773	(000000-) Plate, Mtg, Light	1	
5	361075	(000000-) Lamp, Indicator 12 Volt	4	
6	56186	(000000-) Relay, Shrouded, 12 Vdc	2	
7	57803	(000000-) Breaker-Circuit, 15A Resetable	4	
8	57751	(000000-) Boot,Circuit Breaker	4	
9	82747	(000000-) Plugbtn 2.09H .05-.06 Blackstl	1	
10	360464	(000000-) Cable, Choke	1	
11	222534	(000000-) Plug, Switch	1	
▽	12	361076	(000000-) Switch, Ignition	1
▲	13	361144	(000000-) Key, Ignition Switch	1
14	82226	(000000-) Washer, .91Bx1.38Dx0.064 Crs	1	
15	360969	(000000-) Washer-Loc Spec .886 Pltd	1	
16	57167	(000000-) Plugbtn .62H .03-.12 Blacknyl	1	

Fig. 11 - Steering Wheel Group

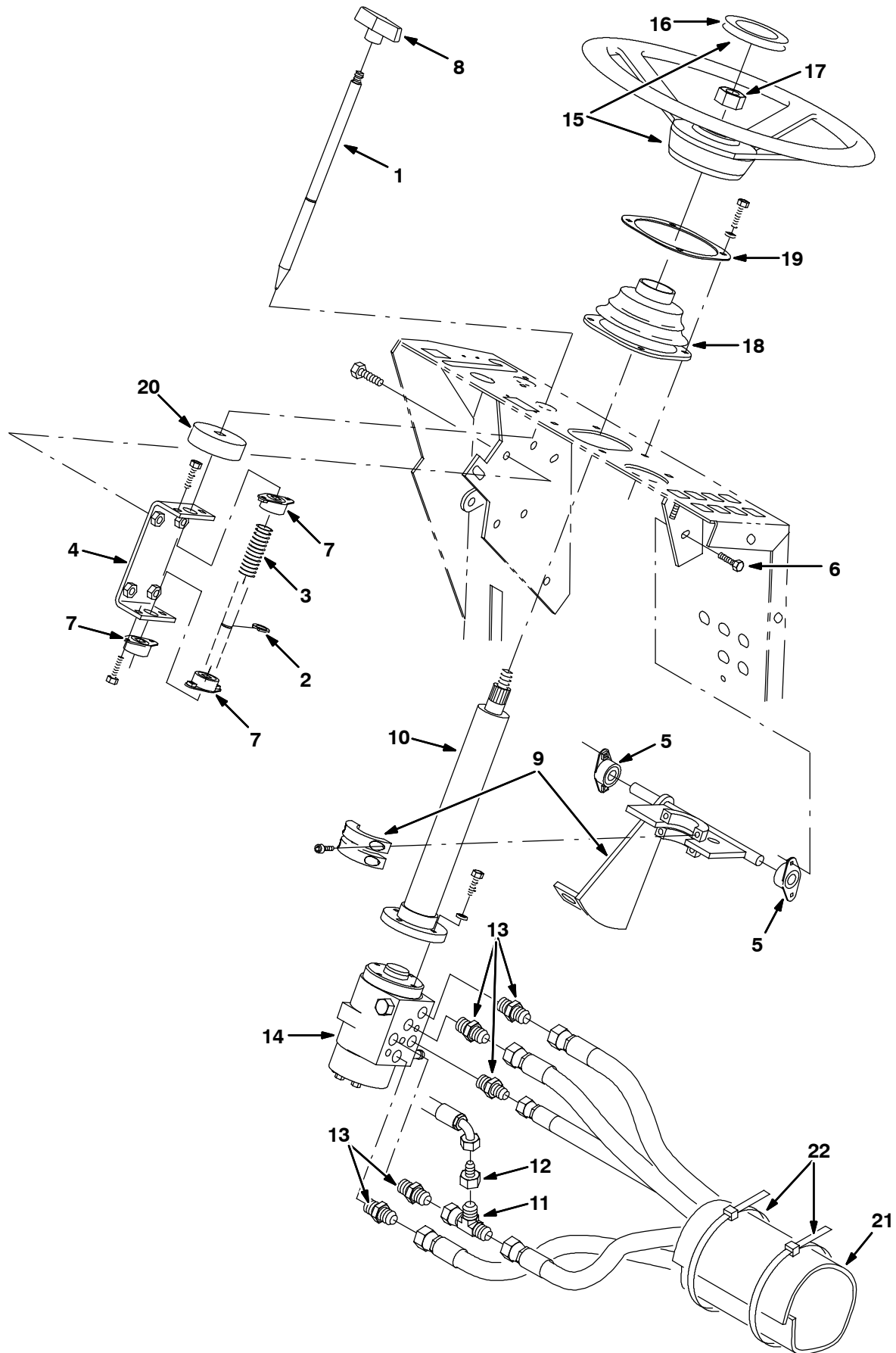


Fig. 11 - Steering Wheel Group

Ref.	Tennant Part No.	Machine Serial Number	Description	Qty.	
1	360711	(000000-) Rod, Latch, Steering, Tilt	1	
2	70717	(000000-) Ring, Retain, Ex0.50Od,Heavydt	1	
3	22290	(000000-) Sprng,Comp,0.62Idx.06Wire 2.3L	1	
4	64655	(000000-) Channel, Mounting, Steering La	1	
5	70709	(000000-) Bearing, Flange .500B	2	
6	11329	(000000-) Scr-Hexssm 6X1.0 16 Nylonloc	4	
7	47585	(000000-) Bearing-Flange,2 Hole 0.50Bore	3	
8	04706	(000000-) Handle Lift Brush	1	
9	73027	(000000-) Bracket Wldt, Steering, Tilt	1	
10	73061	(000000-) Column, Steering #2 10Lg Wire	1	
11	42215	(000000-) Ftg-Hyd Tee Jm06Jmjf	1	
12	47752	(000000-) Ftg-Hyd Str Jm04/Jf06	1	
13	56690	(000000-) Ftg-Hyd Str Jm06/Om06	5	
14	71713	(000000-) Steer Control, Hyd (See Breakdowns)	1	
▽	15	56398	(000000-) Wheel Steering 14DiAx36T	1
▲	16	70218	(000000-) Cap, Steering Wheel	1
▲		70219	(000000-) Insert, Steering Wheel	1
	17	56185	(000000-) Nut-Hx Jam, M20X1.5	1
	18	70622	(000000-) Seal, Boot, Steering Column	1
	19	360867	(000000-) Plate, Mtg, Steering Boot	1
	20	75968	(000000-) Seal, Bearing	1
	21	361250	(000000-) Skirt, Oil Defelction	1
	22	49263	(000000-) Tie Cable 3.00D Max 11.41Lg	3

Fig. 12 - Engine and Mount Group, Gas

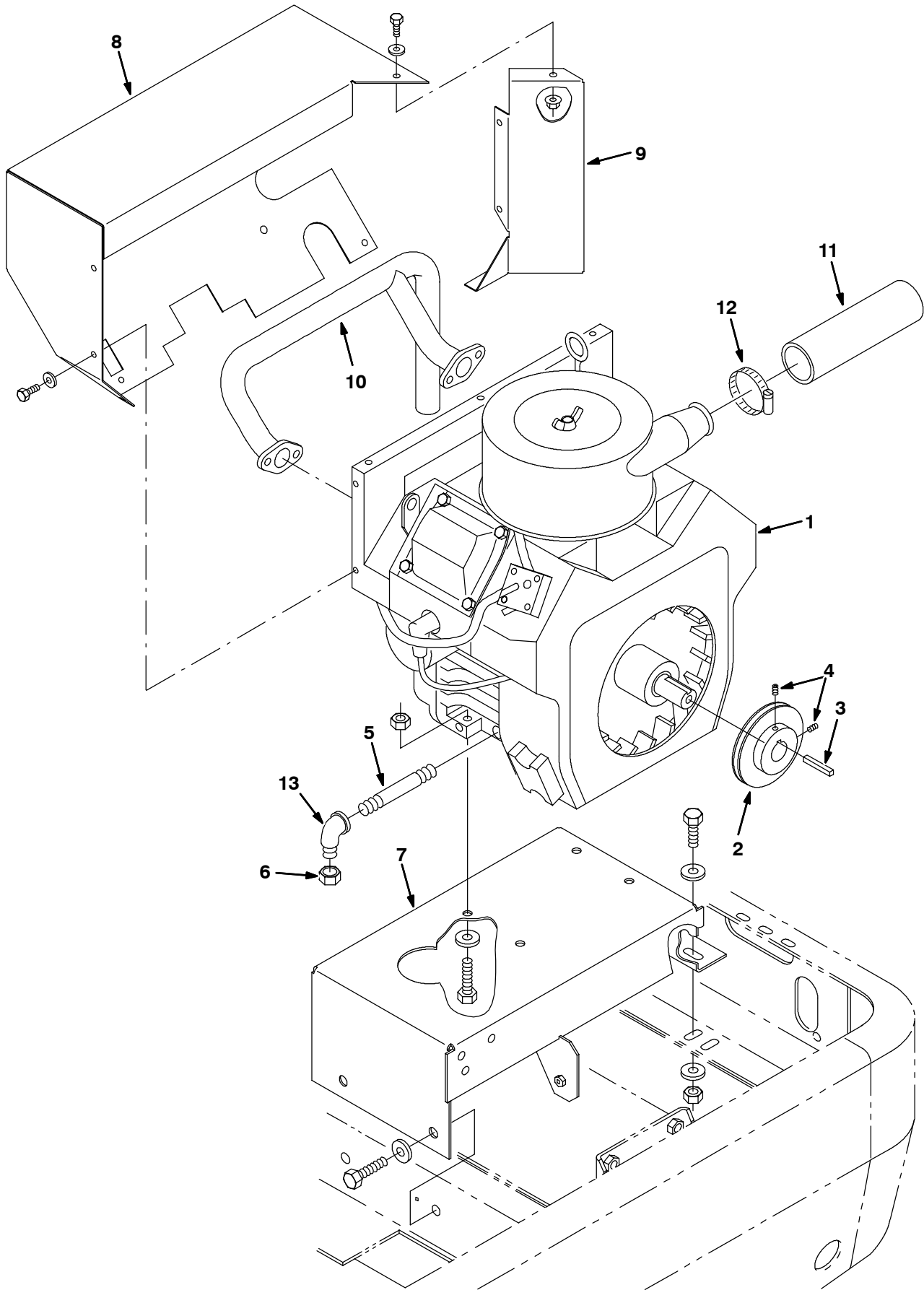


Fig. 12 - Engine and Mount Group, Gas

Ref.	Tenant Part No.	Machine Serial Number	Description	Qty.
1	360157	(000000-) Engine, Gas Kohler (See G/LPG Engine Breakdown)	1
2	360483	(000000-) Sheave, Engine	1
3	00927	(000000-) Key Square 0.25 0.25 01.25 Lg	1
4	39326	(000000-) Scr-Set .25-20X0.25 Pltd	2
5	32645	(000000-) Ftg,Pipe,Nip.Blk0.38Ptx 4.50Lg	1
6	06431	(000000-) Ftg-Cap Npt 06Pf	1
7	360922	(000000-) Bracket Wldt, Mtg, Engine	1
8	360127	(000000-) Panel, Air Deflector	1
9	360128	(000000-) Panel, Air Deflector	1
10	360702	(000000-) Manifold, Exhaust	1
11	360834	(000000-) Hose, Air Intake	1
12	22297	(000000-) Clamp-Wormdrive, 1.56- 2.50D L	1
13	02547	(000000-) Ftg-E90 Npt/npt 06pf-06pm	1

Fig. 13 - Engine and Mount Group, LPG

Ref.	Tennant Part No.	Machine Serial Number	Description	Qty.
1	360384	(000000-) Engine, Lpg Kohler (See G/LPG Engine Breakdown)	1
2	360483	(000000-) Sheave, Engine	1
3	00927	(000000-) Key Square 0.25 0.25 01.25 Lg	1
4	39326	(000000-) Scr-Set .25-20X0.25 Pltd	2
5	32645	(000000-) Ftg,Pipe,Nip.Blk0.38Ptx 4.50Lg	1
6	06431	(000000-) Ftg-Cap Npt 06Pf	1
7	360922	(000000-) Bracket Wldt, Mtg, Engine	1
8	360127	(000000-) Panel, Air Deflector	1
9	360128	(000000-) Panel, Air Deflector	1
10	360702	(000000-) Manifold, Exhaust	1
11	360834	(000000-) Hose, Air Intake	1
12	22297	(000000-) Clamp-Wormdrive, 1.56- 2.50D L	1
13	02547	(000000-) Ftg-E90 Npt/npt 06pf-06pm	1

Fig. 14 - Fuel Tank Group, Gas

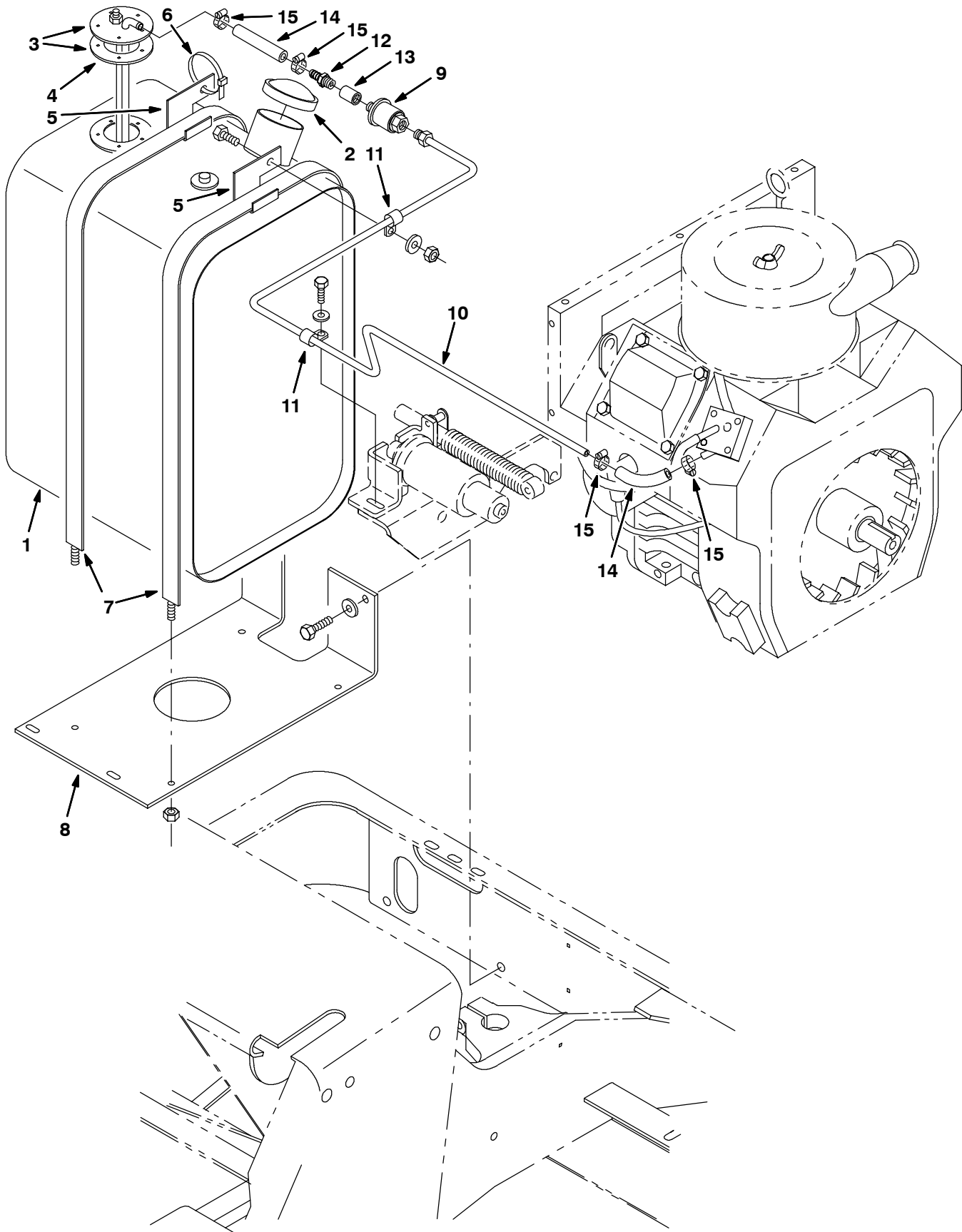


Fig. 14 - Fuel Tank Group, Gas

	Ref.	Tennant Part No.	Machine Serial Number	Description	Qty.
▽	1	361280	(000000-) Tank, Fuel W/Label	1
▲	2	48267	(000000-) Cap, Fuel	1
▲▽	3	361113	(000000-) 90 Ohm Sending Unit	1
▲▲	4	14131	(000000-) Gasket, 2.7D 1.5B.12T 5/ 2.1Bc	1
	5	70767	(000000-) Tab,Fuelline	2
	6	49266	(000000-) Tie, Cable 1.75D Max 7.50Lg	2
	7	360098	(000000-) Strap Wldt, Fuel Tank	2
	8	360403	(000000-) Bracket, Mtg, Fuel Tank	1
	9	36050	(000000-) Filter, Fuel	1
	10	361112	(000000-) Tube Assy, Fuel Line	1
	11	76736	(000000-) Clamp-Cable, 0.38Dia 0.62Wth	2
	12	82544	(000000-) Ftg,Brass,St Bm05/Pm02	1
	13	11848	(000000-) Ftg,Pipe,Cplg.Full 0.13Pt.Blk	1
	14	82526	(000000-) Hose, Fuelline, .31ld X 3.0Lg	2
	15	43844	(000000-) Clamp-Wormdrive, 0.25- 0.62D	4

Fig. 15 - Fuel Tank Group, LPG

Ref.	Tennant Part No.	Machine Serial Number	Description	Qty.
1	366103	(000000-) Bracket Wldt, Lpg Mount	1
▽ 2	53400-1	(000000-) Latch Assy, Lpg Tank Mtg,W/Nut	1
▲ 3	53400-4	(000000-) Nut, Adjustable, Lpg Tank Mtg	1
4	361264	(000000-001039) Bracket, Lpg Tank	1
5	361275	(000000-) Plate Wldt, Mount, Lpg W/Label	1
6	26496	(000000-) Couplng, Quick Disc. Shwd	1
7	27048	(000000-) Fitting, EI 90Npt/Npt 04Pf-	2
8	10756	(000000-) Hose Lpg,4Lpg 18In.Lg	1
9	56976A	(000000-) Ftg-Tee Npt 04Pm- 04Pf- 04Pf	2
10	24047	(000000-) Valve, Press Relief, Lpg Rego	1
11	17414	(000000-) Ftg-Hyd Str Pm04/Pf02	1
12	23156	(000000-) Switch, Pressure, Lpg	1
13	361115	(000000-) Bracket, Vaporizer	1
14	67767	(000000-) Clamp-Cable,.69Dia. 62Wth	1
15	22308-3	(000000-) Hose, Lpg, 4Lpg X 35.0 Lg	1
16	11442-1	(000000-) Ftg-EI90 Npt/Npt S04Pf-04Pm	1
17	361947	(000000-) Plate, Retainer	1
18	24928-1	(000000-) Tank-Lp,33@,Liq,Both,Fill Ga L	1
19	361974	(000000-) Filter, Fuel	1
20	48614	(000000-) Vaporizer	1
21	375406	(000000-002685) Kit, Bracket, Support, Lpg Tank, [6400]	1
21	375407	(002686-002826) Bracket, Support, Lpg Tank, [6400]	1
22	06535	(000000-) Screw, Flt, M10 X 1.5 X 35, 10.9	2

Fig. 16 - Muffler Group, G/LP

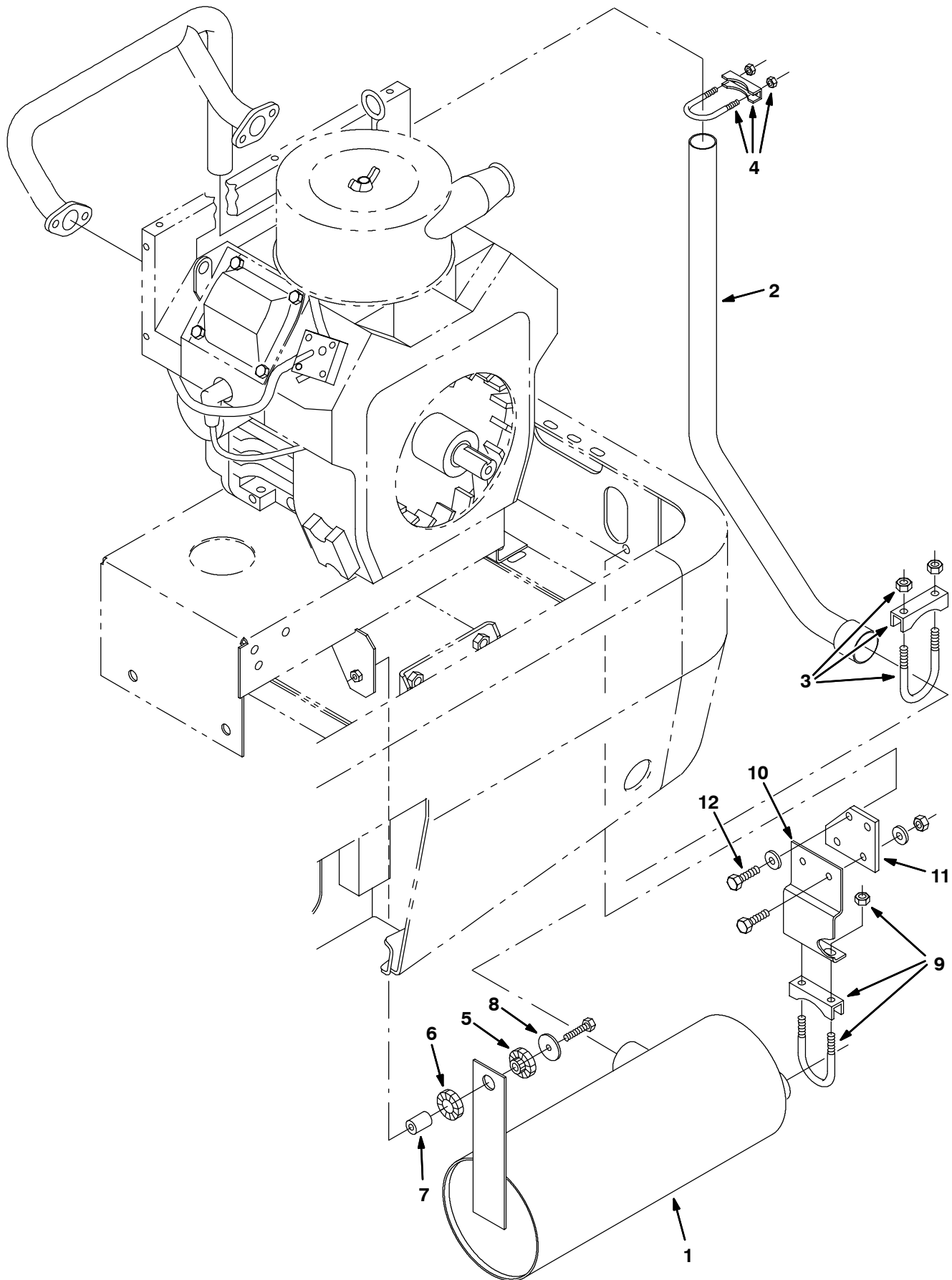


Fig. 16 - Muffler Group, G/LP

Ref.	Tennant Part No.	Machine Serial Number	Description	Qty.
1	360351	(000000-) Muffler, Exhaust	1
2	360703	(000000-) Pipe, Exhaust	1
3	24012-1	(000000-) Clamp-Muff,For 1.75 Od Tube L	1
4	361669	(000000-) Clamp, Muffler 1.25D	1
5	62173	(000000-) Bushing, Isolator-Inner,Rbr.	1
6	62172	(000000-) Ring	1
7	64905	(000000-) Sleeve, .259B .38D .62 Dom	1
8	30013	(000000-) Washer-Flt .31 Fender Pltd	1
9	23694	(000000-) Clamp-Muffler,For 1.37 Od Tube	1
10	360629	(000000-) Angle, Mtg, Muffler	1
11	360876	(000000-) Isolator, Exhaust	1
12	12333	(000000-) Scr Hexssm 8 X 1.25 25 Nyloc	2

Fig. 17 - Battery Group, G/LP

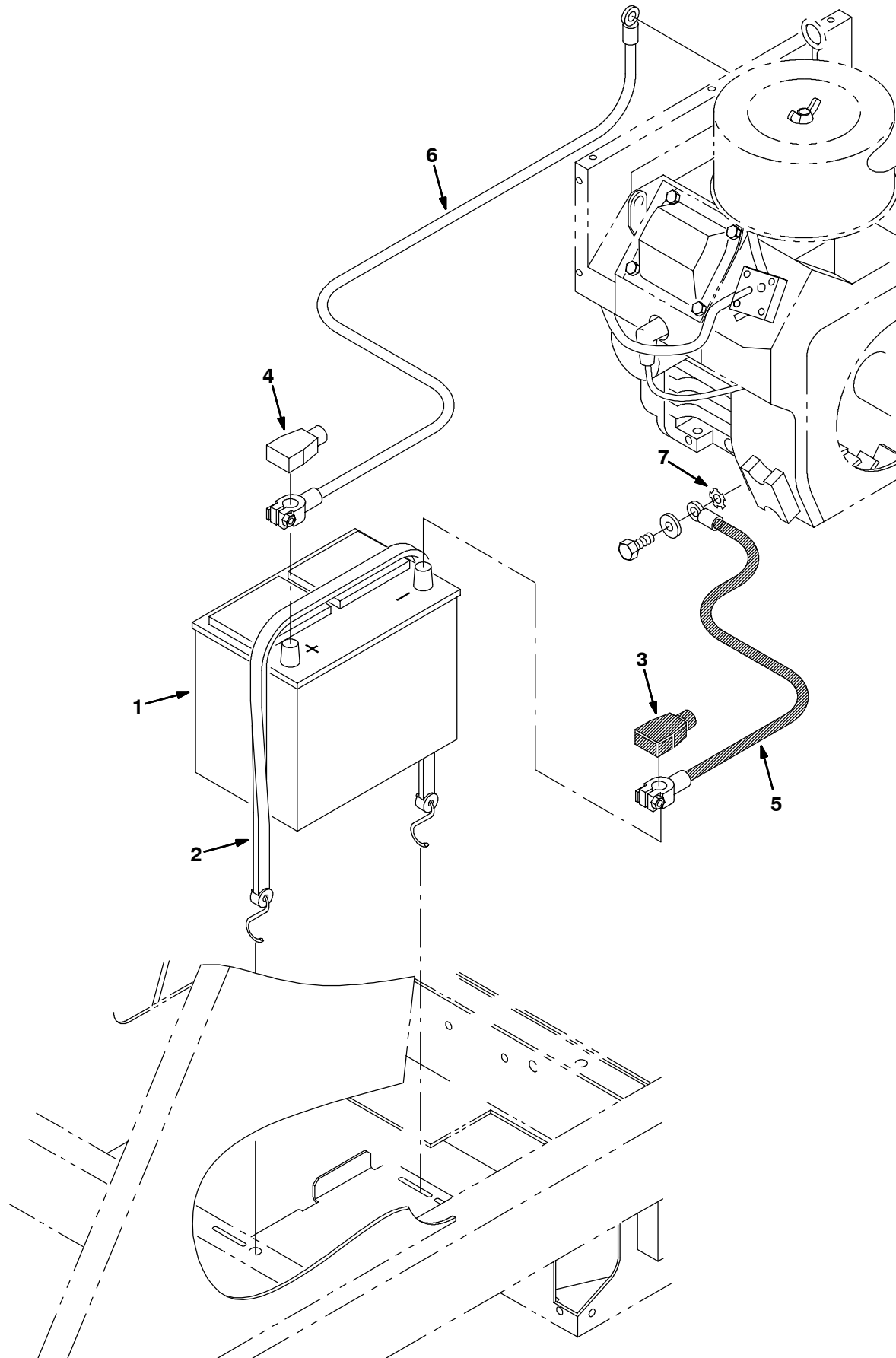


Fig. 17 - Battery Group, G/LP

Ref.	Tenant Part No.	Machine Serial Number	Description	Qty.
1	10137	(000000-) Battery, 12V, Cc Amps:475 Wet	1
2	33671	(000000-) Strap,Rubber Tie-Down	1
3	68872	(000000-) Boot,Batt.Term.1-2Ga. Black	1
4	68873	(000000-) Boot,Batt.Term. 1-2Ga. Red	1
5	360819	(000000-) Cable, Battery, Negative	1
6	57778	(000000-) Cable Assy-Batt,Pos,	1
7	41141	(000000-) Washer-Loc Int-Ext .31 Pltd	4

Fig. 18 - Directional Pedal Group

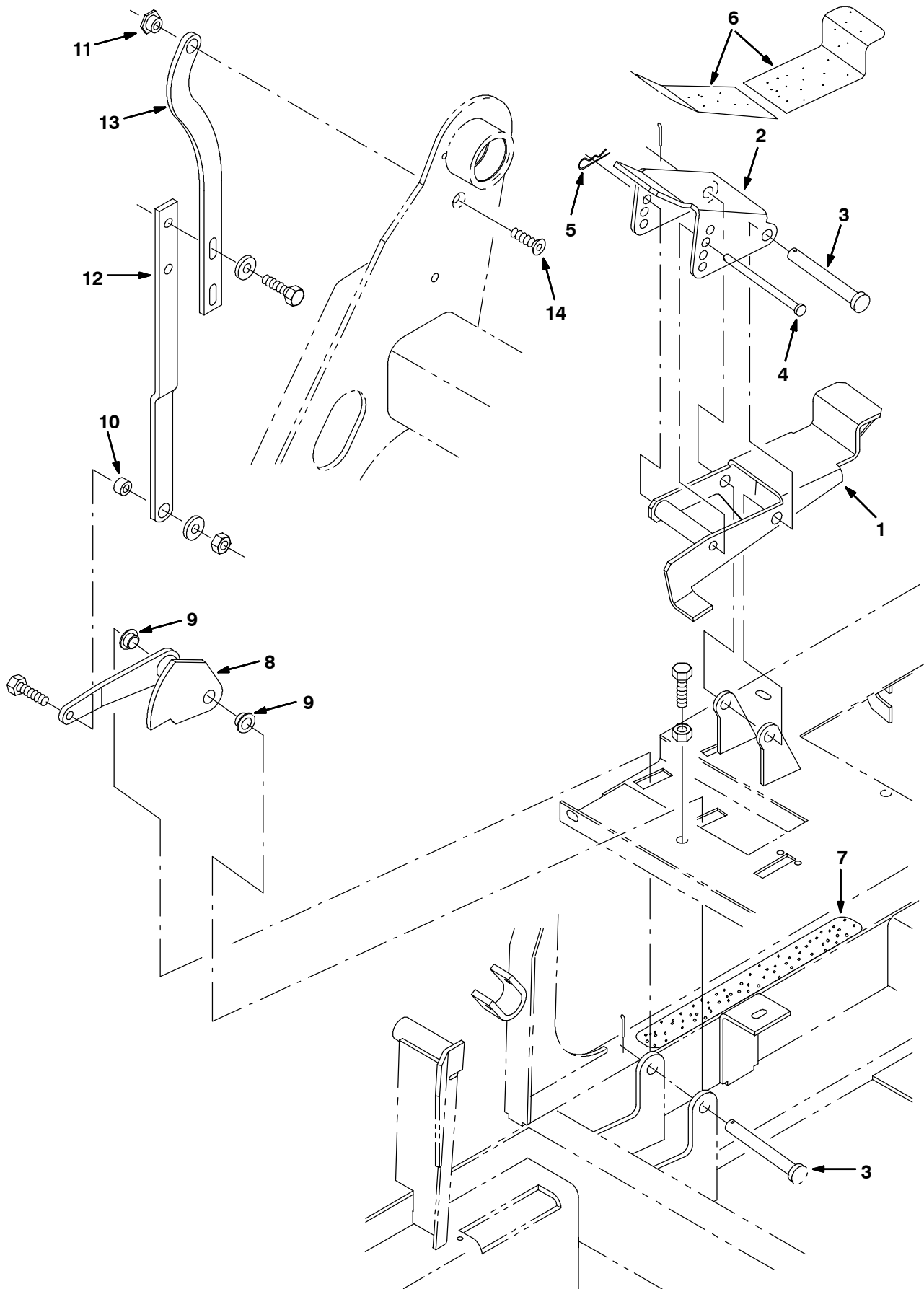


Fig. 18 - Directional Pedal Group

Ref.	Tennant Part No.	Machine Serial Number	Description	Qty.
1	360344	(000000-) Pedal Wldt, Lower	1
2	75305	(000000-) Pedal, Upper	1
3	222196	(000000-) Pin, Roller	2
4	59672	(000000-) Pin, Clevis .31 Dia X 4.50 Lg	1
5	44906	(000000-) Pin, Hair Cotter 13D 3 Wire	1
6	75430	(000000-) Pad, Tread	1
7	86798	(000000-) Pad, Tread	1
8	360459	(000000-) Cam Wldt, Speed Limit	1
9	360917	(000000-) Bearing-Flange, .500Bore .38L	2
10	360460	(000000-) Spacer	1
11	360840	(000000-) Spacer, Pivot	1
12	360884	(000000-) Link, Speed Limit	1
13	360854	(000000-) Link, Speed Limit	1
14	360821	(000000-) Scr Flt M 8X1.25 16	1

Fig. 19 - Front Wheels and Brakes Group

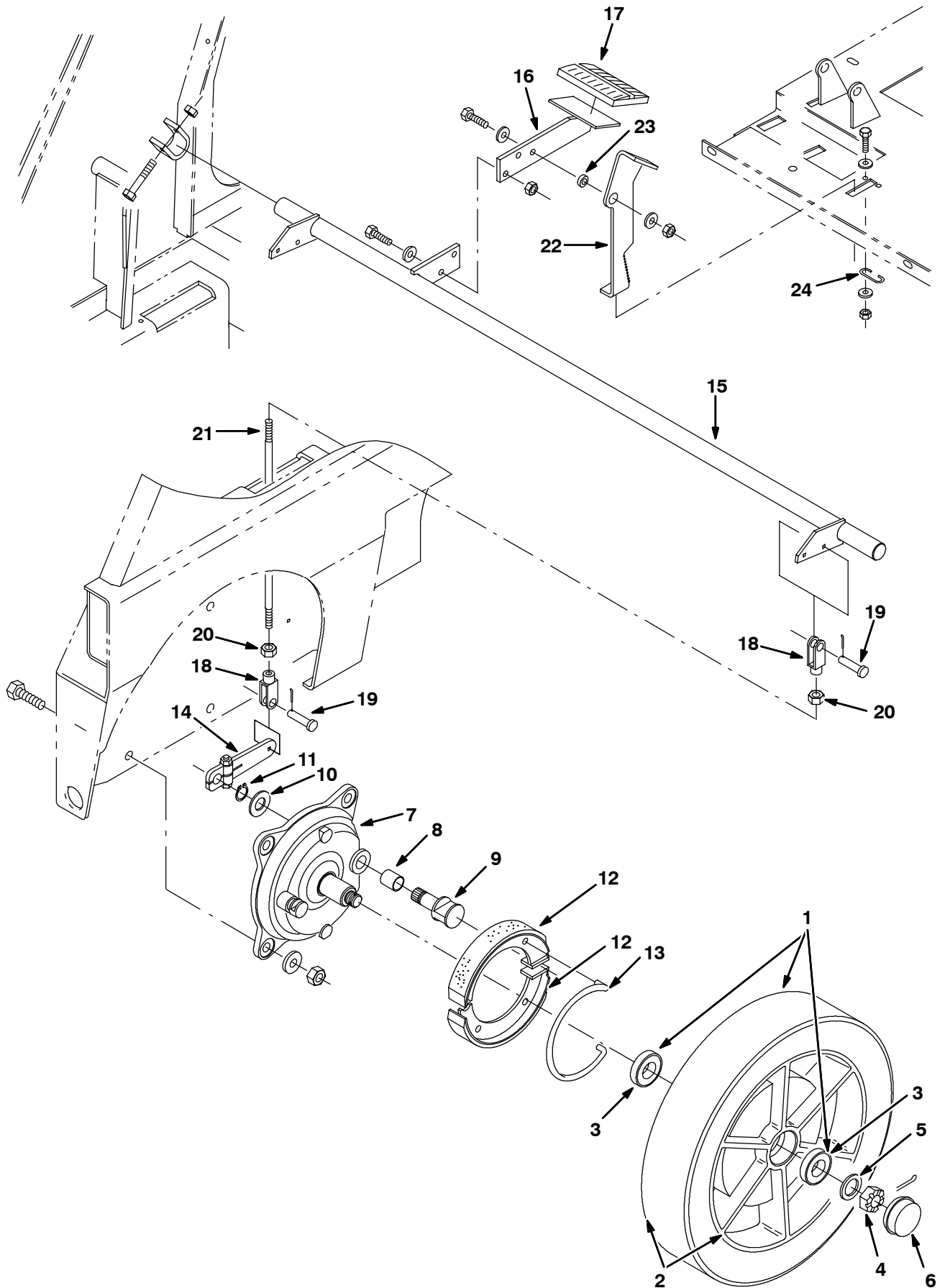


Fig. 19 - Front Wheels and Brakes Group

	Ref.	Tennant Part No.	Machine Serial Number	Description	Qty.
▽	1	360071	(000000-) Wheel Assy	2
▲	2	360073	(000000-) Wheel & Tire Assy, Solid	1
▲	3	360074	(000000-) Bearing-Ball,1.18B 2.44D 0.63W	2
	4	86659	(000000-) Nut-Hxslot .75-16 Pltd	2
	5	49145	(000000-) Washer, .765B 1.5Od .06Ss18-8	2
	6	54390	(000000-) Cap, Hub	2
▽		360023	(000000-) Brake Assy	2
▲	7	360270	(000000-) Backing Plate Kn	1
▲	8	360271	(000000-) Bushing,B20 D22 L24	1
▲	9	360272	(000000-) Cam,Nickel Plated Kn	1
▲	10	360273	(000000-) Washer-Flt 21 X37 X3 M20	1
▲	11	360274	(000000-) Ring, Retain,Ex,A20X1.2 D471	1
▲	12	360275	(000000-) Shoe, Brake	2
▲	13	360276	(000000-) Spring, Return, Brake	1
	14	360802	(000000-) Lever, Brake	2
	15	360054	(000000-) Lever Wldt, Brake	1
	16	360633	(000000-) Plate Wldt, Brake Lever	1
	17	51109	(000000-) Pad	1
	18	14595-1	(000000-) Clevis,Adjust.0.25-28Th.Cad.	4
	19	14605	(000000-) Pin,Clevis,0.25 Dia.X 0.75 Lg	4
	20	32899	(000000-) Nut-Hx Jam .25-28 Pltd	4
	21	360935	(000000-) Rod	2
	22	360345	(000000-) Lever, Brake Stop	1
	23	360352	(000000-) Spacer	1
	24	97031	(000000-) Spring, Parking Brake	1

Fig. 20 - Rear Drive Wheel Group

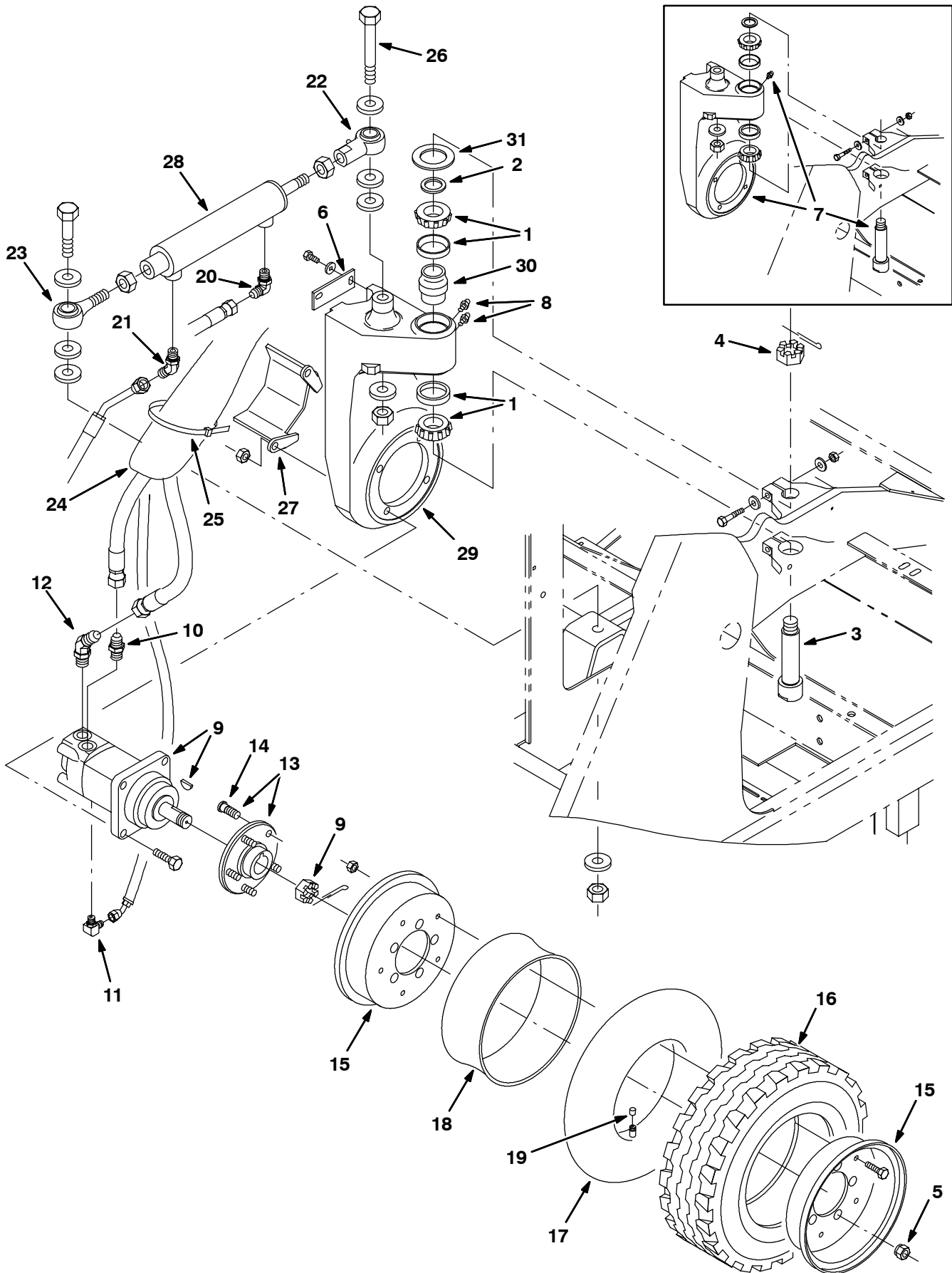


Fig. 20 - Rear Drive Wheel Group

Ref.	Tennant Part No.	Machine Serial Number	Description	Qty.	
1	49225	(000000-) Bearing, Cup&Cone Assy	1	
2	47719	(000000-) Washer, 1.255B 1.75D .12Hrs	1	
3	364861	(001677-) Pin, Pivot	1	
4	14242	(000000-) Nut-Hxslot 1.00-20 Pltd	1	
5	24339	(000000-) Nut Wheel .50-20 60 Angle	5	
6	58842	(000000-) Plate - Hose Support	1	
7	364949	(000000-001676) Replacement Kit, Rear Drive Housing F/360070	1	
8	47801	(000000-) Ftg, Grease.25-28Th Strt .63L	2	
9	361025	(000000-) Motor, Hyd Gear (See Breakdowns)	1	
10	46480	(000000-) Ftg-Hyd Str Jm10/Om10	1	
11	77097	(000000-) Ftg-Hyd E90 Jm04/Om04	1	
12	44936	(000000-) Ftg-Hyd E45 Jm10/Om10	1	
▽	13	82239	(000000-) Hub & Stud Assy	1
▲	14	32126	(000000-) Stud, Wheel .50-20 X 1.50	5
▽		360769	(000000-) Tire/wheel Assy, 16x6-8 10pr	1
▲	15	366104	(000000-) Rim Assy, 4.25"Bead X.188 Stl	1
▲▽		366094	(000000-) Tire, Tube & Flap Assy	1
▲▲	16	361081	(000000-) Tire	1
▲▲	17	361077	(000000-) Tube, Tire-Inner 16X6-8	1
▲▲	18	366092	(000000-) Flap, Tire 2F 500	1
▲	19	45786	(000000-) Cap, Valve Stem	1
	20	56820	(000000-) Ftg-Hyd E90 Jm06/Om06	1
	21	47522	(000000-) Ftg-Hyd E45 Jm06/Om06	1
	22	360762	(000000-) Rod-End .75-16	1
	23	64886	(000000-) Rod-End .75-16 .75 Dia	1
	24	34329	(000000-) Sleeve-Nyln #28 20.0L	1
	25	49266	(000000-) Tie, Cable 1.75D Max 7.50Lg	1
	26	360152	(000000-) Screw-Hex .75-10X5.00	1
	27	72155	(000000-) Bracket, Drive Motor	1
	28	53601	(000000-) Cylinder-Hyd2.0X8.0Da1500Psi	1
	29	364863	(001677-) Housing, Support, Drive	1
	30	364826	(001677-) Seal, Grease Cavity	1
	31	364827	(001677-) Washer, Felt	1

Fig. 21 - Main Brush Lift Group

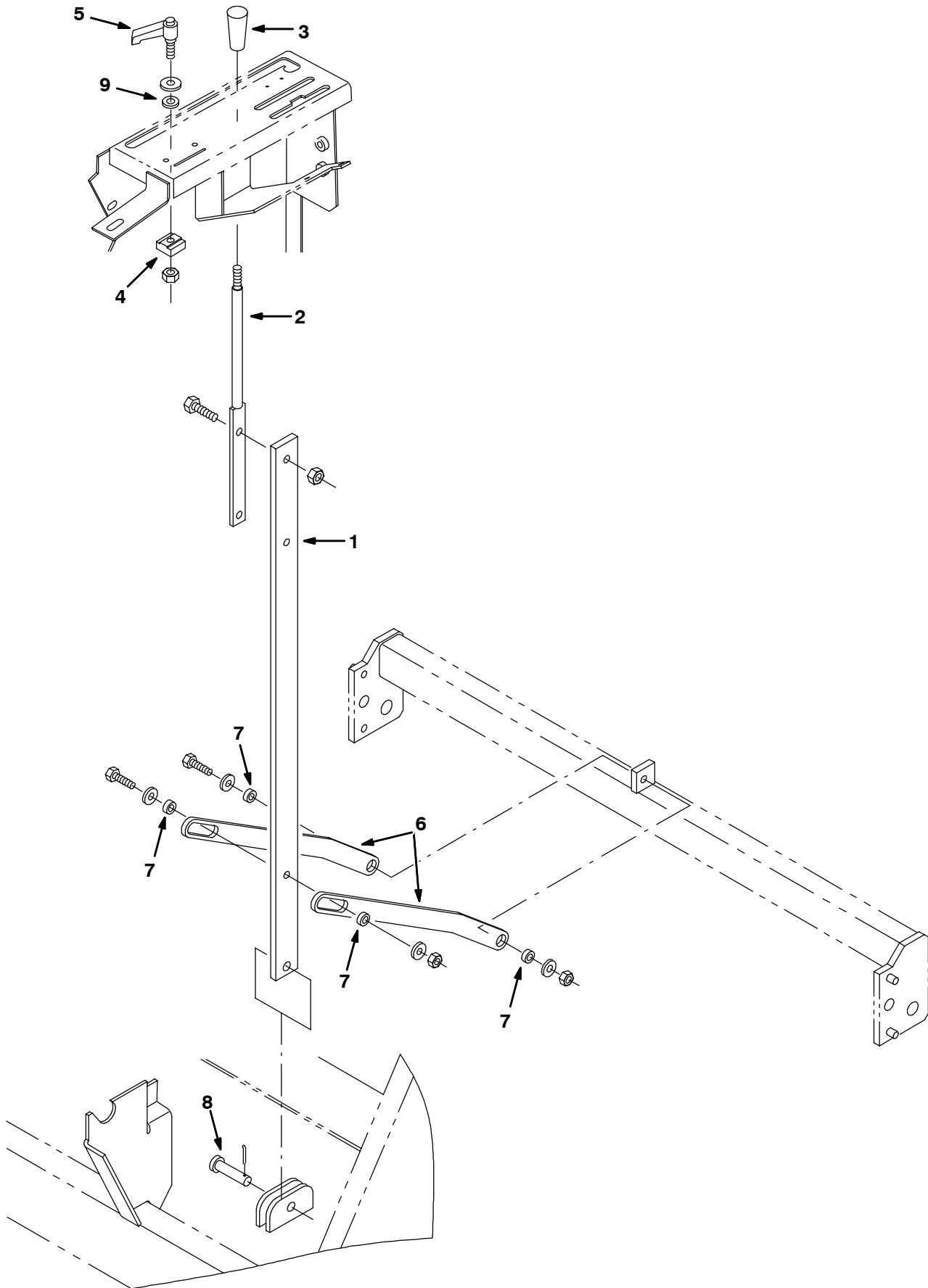


Fig. 21 - Main Brush Lift Group

Ref.	Tennant Part No.	Machine Serial Number	Description	Qty.
1	360144	(000000-) Lever, Brush Lift	1
2	361135	(000000-) Lever Wldt, Brush Lift	1
3	54995	(000000-) Knob,Tapered	1
4	360774	(000000-) Block, Adjusting	1
5	375020	(000000-) Lever, Adjustable, Plastic	1
6	360637	(000000-) Link, Main Brush Lift	2
7	360460	(000000-) Spacer	4
8	51529	(000000-) Pin,Clevis,0.50 Dia.X 1.25 Lg	1
9	52296	(000000-) Washer, .405B .81D .06 Nylon	1

Fig. 22 - Main Brush Drive Group

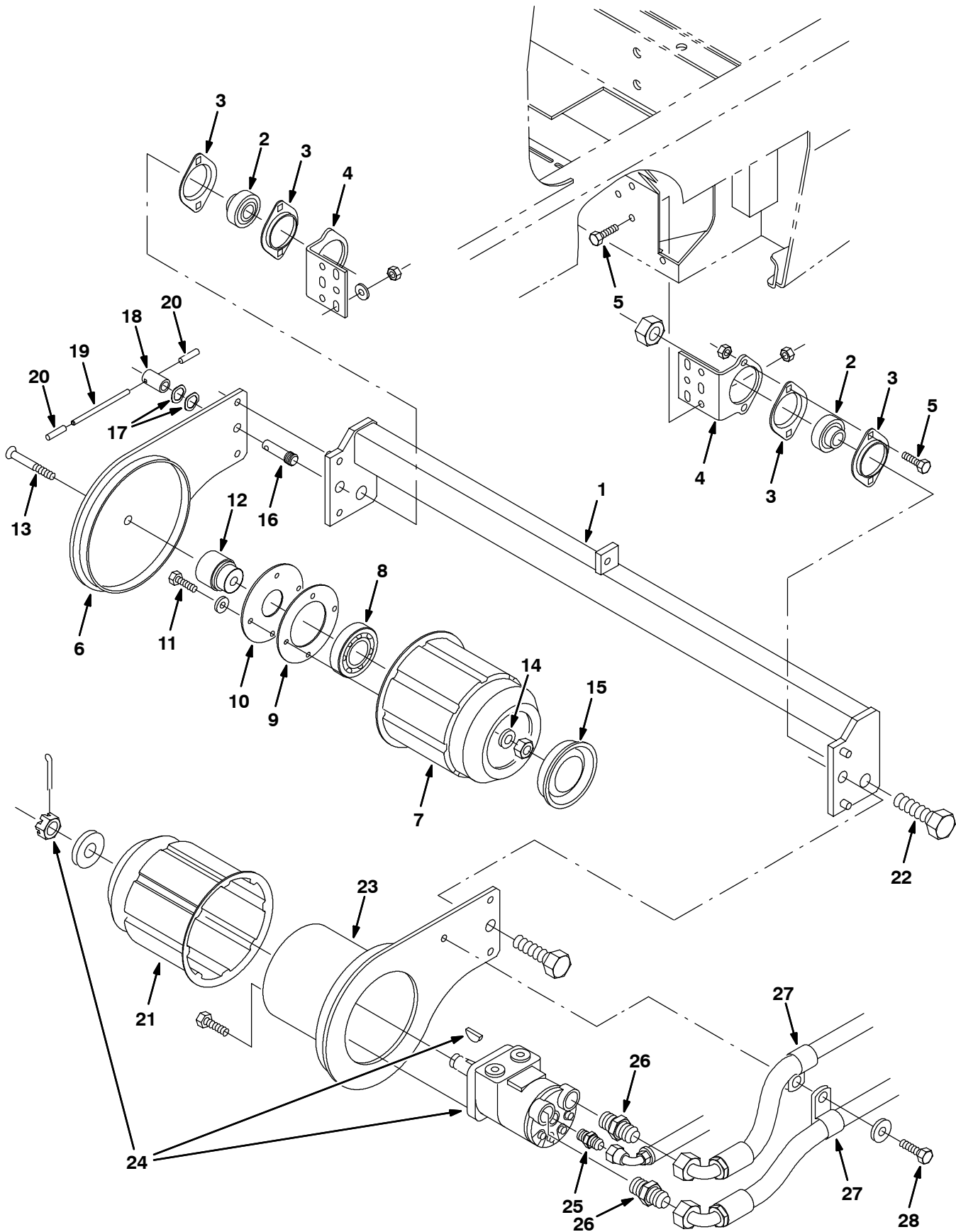


Fig. 22 - Main Brush Drive Group

Ref.	Tennant Part No.	Machine Serial Number	Description	Qty.
1	360120	(000000-) Tube Wldt, Torque	1
2	25887	(000000-) Bearing, .750 Bore	2
3	35973	(000000-) Flange, Bearing	4
4	360132	(000000-) Bracket, Mtg, Bearing	2
5	09740	(000000-) Scr Hexssm 8X1.25	10
6	360107	(000000-) Arm Wldt, Rh	1
7	55779	(000000-) Plug Wldt, Idler	1
8	24899	(000000-) Bearing-Ball,1.38B 2.83D 0.67W	1
9	30252	(000000-) Strip Retainer Bearing	1
10	30253	(000000-) Plate Seal	1
11	12277	(000000-) Scr-Hexssm 6X1.0 20 Nylonloc	4
12	30251	(000000-) Shaft Idler	1
13	361555	(000000-) Scr, Flt M12X 1.75 80	1
14	51564	(000000-) Washer, .531B 1.75D .12Cr.Znc	1
15	30255	(000000-) Plug Tube	1
16	360110	(000000-) Stud, Special, M16X2.0	1
17	52508	(000000-) Washer-Wavy Spring	2
18	360109	(000000-) Sleeve	1
19	11631	(000000-) Pin,Roll,.25Odx3.50L,.250/.256	1
20	360492	(000000-) Cap	2
21	87631	(000000-) Plug Weld, Brush Drive, Sweep	1
22	39395	(000000-) Scr-Hex .75-10X2.50 Full Thd	2
23	360349	(000000-) Arm Wldt, Brush, Lh	1
24	361021	(000000-) Motor, Hyd Gear (See Breakdowns)	1
25	55586	(000000-) Ftg-Hyd Str Jm04/Om04	1
26	52402	(000000-) Ftg-Hyd Str Jm06/Om08	2
27	67767	(000000-) Clamp-Cable,.69Dia. 62Wth	2
28	12459	(000000-) Scr-Hxfmgm 6X1.0 20 Pltd	1

Fig. 23 - Side Brush Lift Group

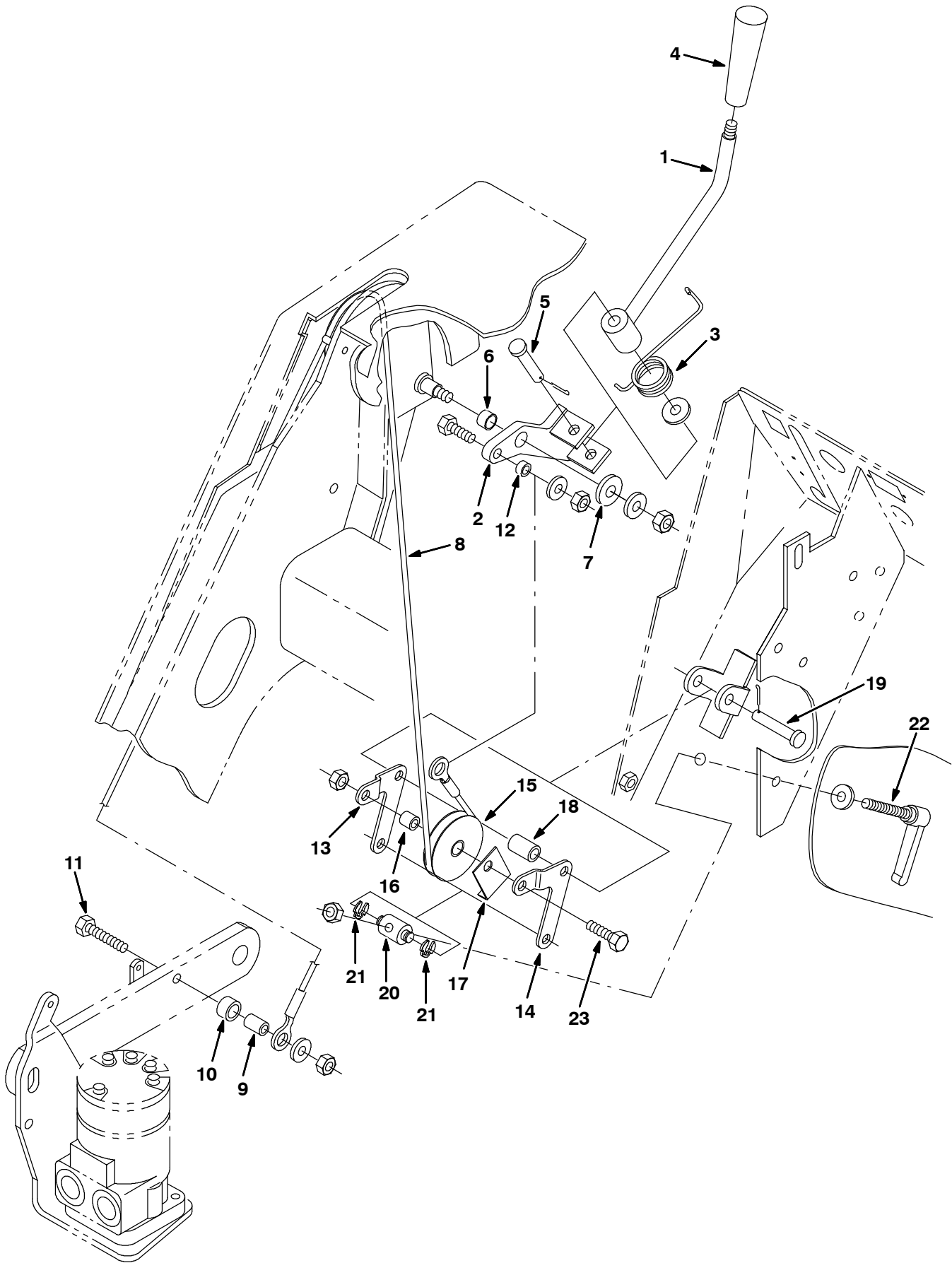


Fig. 23 - Side Brush Lift Group

Ref.	Tennant Part No.	Machine Serial Number	Description	Qty.
1	360449	(000000-) Handle Wldt, Side Brush	1
2	360417	(000000-) Lever Wldt, Brush Lift	1
3	360961	(000000-) Spring, Torsion	1
4	54995	(000000-) Knob, Tapered	1
5	51813	(000000-) Pin, Clevis, 0.37 Dia. X 2.12 Lg	1
6	64173	(000000-) Bearing, .50X.38	1
7	39346	(000000-) Washer-Flt .44 Std Hard Pltd	1
8	360079	(000000-) Cable	1
9	360930	(000000-) Sleeve, .318B .50D .75 Ss	1
10	360631	(000000-) Sleeve, .510B .75D .44 Stlzn	1
11	222505	(000000-) Screw Hex Ssm 8X1.25 45	1
12	360801	(000000-) Sleeve, .318B .50D .25 Ss	1
13	360410	(000000-) Arm, Brush, Adj, Rh	1
14	360411	(000000-) Arm, Brush, Adj, Lh	1
15	360454	(000000-) Pulley	1
16	222460	(000000-) Tube, 0.49D 0.23B 0.5L Ss	1
17	360413	(000000-) Angle, Cable Keeper	1
18	360451	(000000-) Sleeve, .402B .62D1.31	1
19	29584	(000000-) Pin, Clevis, 0.37 Dia. X 2.00 Lg	1
20	71126	(000000-) Block	1
21	12364	(000000-) Ring, Retain, Ex, 0.375D, Klipring	2
22	360414	(000000-) Lever, Adjustable, Plastic	1
23	76570	(000000-) Screw, Hex, M08 X 1.25 X 30, 8.8	1

Fig. 24 - Side Brush Motor and Pivot Group

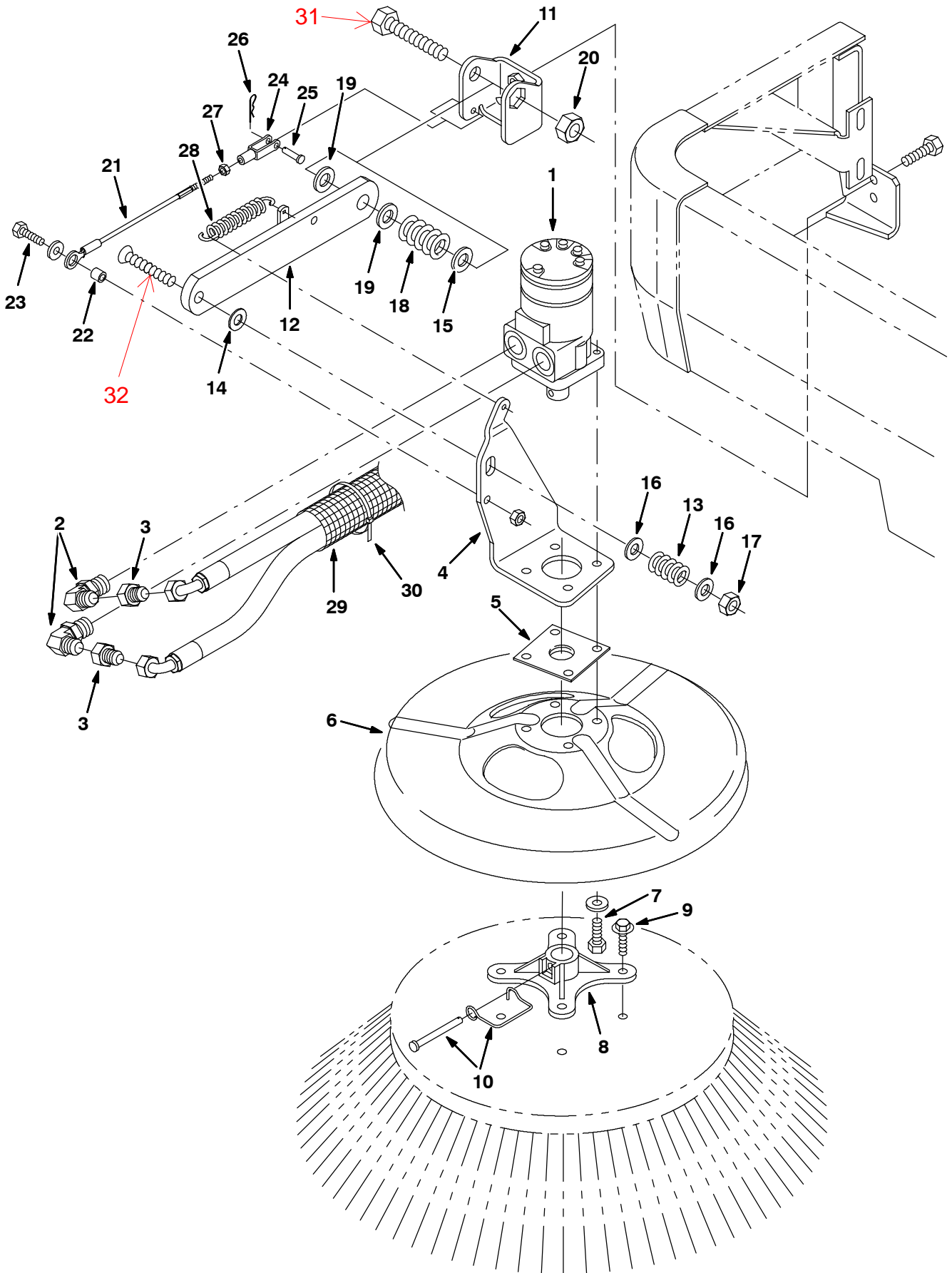


Fig. 24 - Side Brush Motor and Pivot Group

Ref.	Tennant Part No.	Machine Serial Number	Description	Qty.
1	361014	(000000-) Motor, Hyd Gear (See Breakdowns)	1
2	56821	(000000-) Ftg-Hyd E90 Jm08/Om10	2
3	47753	(000000-) Ftg-Hyd Str Jm06/Jf08	2
4	360028	(000000-) Bracket, Mtg, Motor	1
5	16082	(000000-) Guard, String, Brush Motor	1
6	53984	(000000-) Guard, Brush	1
7	46559	(000000-) Scr-Hex .38-16X1.25 Nylon Loc	4
8	47501	(000000-) Hub, Brush Adaptor, 1.00B	1
9	39396	(000000-) Scr-Lag .31-09X1.00 Pltd	4
10	84581	(000000-) Pin Assy, Side Brush W/Clip	1
11	360027	(000000-) Bracket, Mtg	1
12	361070	(000000-) Arm Wldt, Lift	1
13	360357	(000000-) Spring, Die .50ld 1.00Od 1.25L	1
14	59633	(000000-) Bearing, Thrust - Fiberglide	1
15	15331	(000000-) Washer Flt .62 Sae	1
16	32486	(000000-) Washer Flt .50 Sae	2
17	86029	(000000-) Nut-Hxflexloc .50-13 Thin Pltd	1
18	360081	(000000-) Spring, Die .62ld 1.25Od 1.75L	1
19	64425	(000000-) Washer, .656B 1.25D .06	2
20	33342	(000000-) Nut-Hxlocnyln M16X2.0 Reg Pltd	1
21	360078	(000000-) Cable	1
22	360801	(000000-) Sleeve, .318B .50D .25 Ss	1
23	09010	(000000-) Scr Hexssm 8X1.25 25	1
24	14595-1	(000000-) Clevis, Adjust. 0.25-28Th. Cad.	1
25	14605	(000000-) Pin, Clevis, 0.25 Dia. X 0.75 Lg	1
26	08085	(000000-) Pin Hair Cotter .056Dx1.1L	1
27	32899	(000000-) Nut-Hx Jam .25-28 Pltd	1
28	29499	(000000-) Spring, Tens. 750Dx.10Wirex4.5	1
29	361084	(000000-) Sleeve, Nyl #27 60.0L	1
30	49266	(000000-) Tie, Cable 1.75D Max 7.5 Lg	2
31	06988	(000000-) Screw, Hex M16	1
32	27108	(000000-) Screw, Flat .50	1

Fig. 25 - Vacuum Fan Control Group

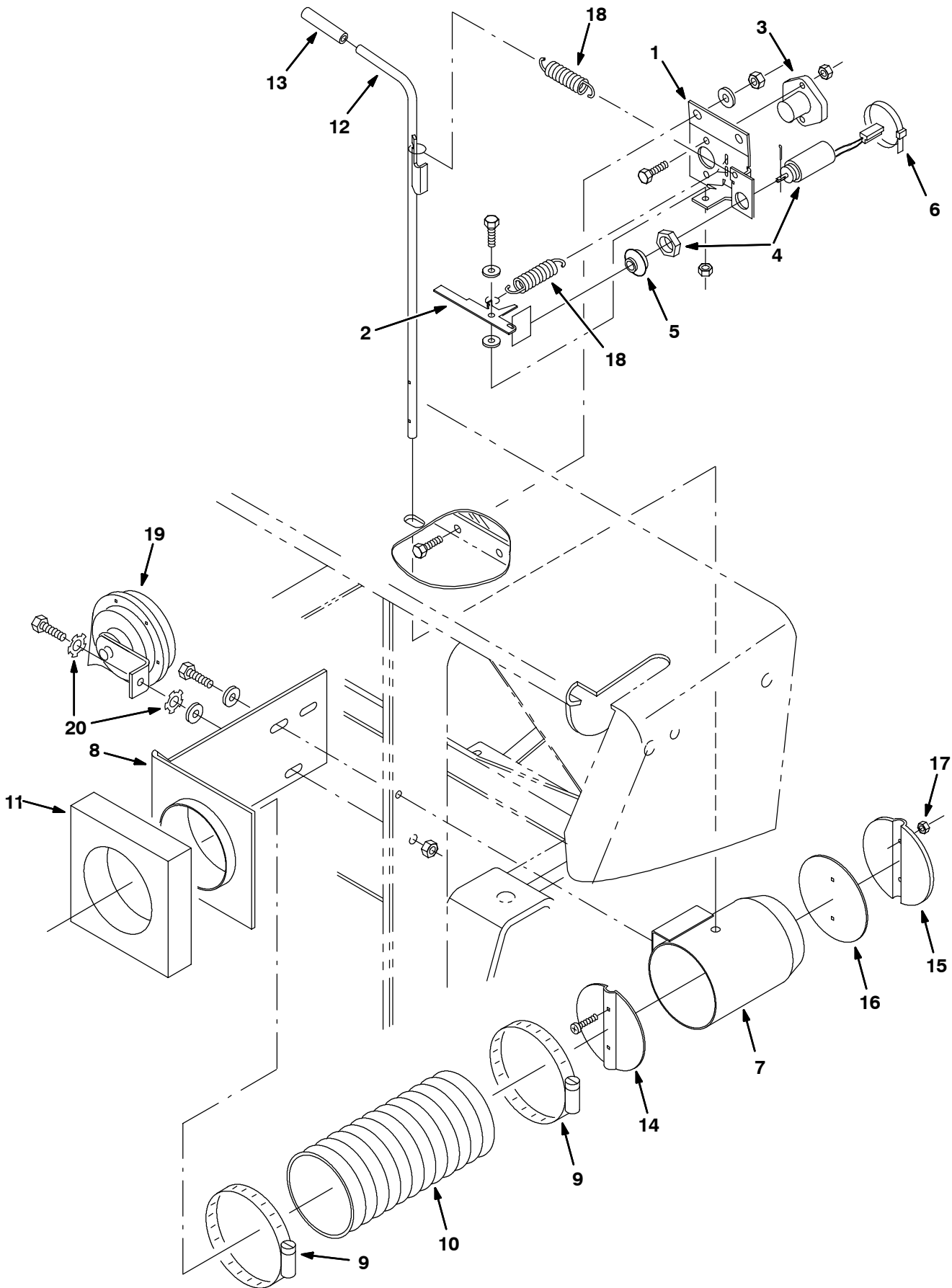


Fig. 25 - Vacuum Fan Control Group

Ref.	Tenant Part No.	Machine Serial Number	Description	Qty.
1	360660	(000000-) Bracket, Shaker Switch	1
2	375019	(000000-) Lever, Vac Fan	1
3	44078	(000000-) Switch, Pushmom, Spst100A 12V	1
4	87585	(000000-) Solenoid Assy. Gas, Lp, De.	1
5	87707	(000000-) Bellows, Solenoid .75-16	1
6	49266	(000000-) Tie, Cable 1.75D Max 7.50Lg	1
7	360655	(000000-) Tube Wldt, Vac Fan	1
8	360678	(000000-) Bracket Wldt, Duct	1
9	23498	(000000-) Clamp-Wormdrive, 2.63- 4.50D	2
10	360977	(000000-) Hose, Flexible 4.0 Id X 8.0 Lg	1
11	360979	(000000-) Seal, Vac Inlet	1
12	360658	(000000-) Rod Wldt, Damper	1
13	360981	(000000-) Grip, Vinyl, .375Id X 2.75	1
14	46140	(000000-) Damper Plate	1
15	49300	(000000-) Damper Weld.	1
16	87983	(000000-) Seal, Damper	1
17	75939	(000000-) Nut-Hxlocnyln 06-32 Regss18-8	2
18	09087	(000000-) Sprng,Tens,0.56Odx.05Wire 0.9L	2
19	369704	(000000-) Horn, 12V	1
20	41142	(000000-) Washer-Loc Int-Ext .38 Pltd	2

Fig. 26 - Vacuum Fan Group

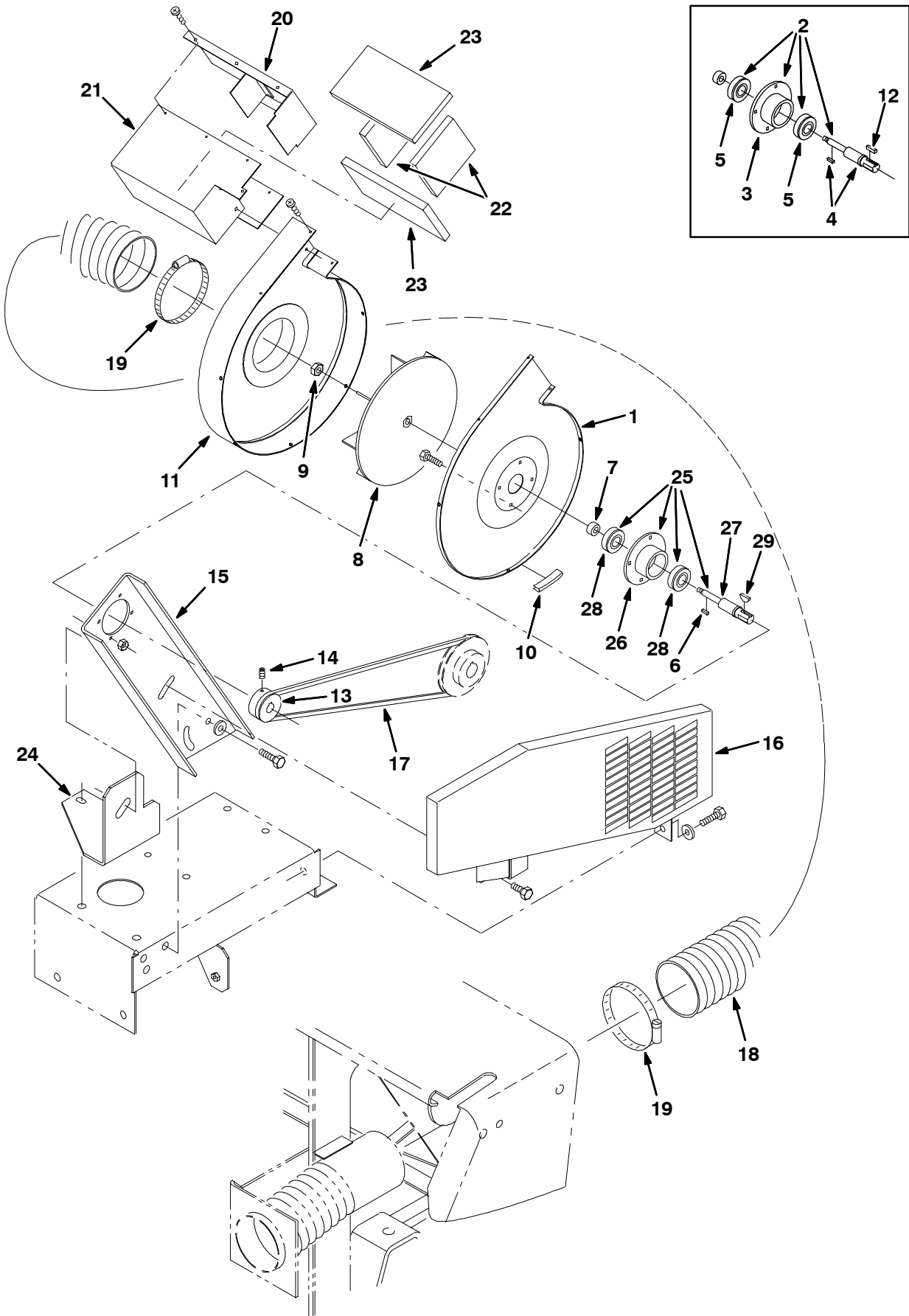


Fig. 26 - Vacuum Fan Group

Ref.	Tennant Part No.	Machine Serial Number	Description	Qty.
	1	361272	(000000-) Plate, Vac Fan W/Label	1
▽	2	387388	(000000-002885) Kit, Repair, Shaft Assy	1
▲	3	41561	(000000-002885) Flange, Bearing	1
▲	4	387389	(000000-002885) Kit, Repair, Shaft W/ Key	1
▲	5	32525	(000000-002885) Bearing-Ball,0.67B 1.57D 0.47W	2
	6	00954	(000000-) Key Square 0.12 0.12 001.00 Lg	1
	7	10362	(000000-) Spacer	1
	8	74454	(000000-) Impeller, 9.00 Dia X 1.40w x 0.376B	1
	9	87299	(000000-) Nut-Hxflexloc .31-24 Thin Pltd	1
	10	59118-6	(000000-) Molding, Trim 16ga & thinr 2.2	1
	11	87624	(000000-) Fan Wldt, Housing	1
	12	00911	(000000-002885) Key Square 0.18 0.18 00.75 Lg	1
	13	360406	(000000-) Sheave, Fan	1
	14	39332	(000000-) Scr Set .25-20X0.75	2
	15	360919	(000000-) Channel, Fan	1
	16	361278	(000000-) Guard Assy, Belt W/Label	1
	17	360481	(000000-) Belt, Fan	1
	18	360765	(000000-) Hose Flexflyte, 4.00 Id	1
	19	23498	(000000-) Clamp-Wormdrive, 2.63- 4.50D	2
	20	361139	(000000-) Channel Wldt, Vac Fan Muffler	1
	21	361136	(000000-) Channel, Vac Fan Muffler	1
	22	361253	(000000-) Insulation, Soundfoam	2
	23	361254	(000000-) Insulation, Soundfoam	2
	24	361977	(000000-) Bracket, Angle	1
▽	25	387387	(002886-) Shaft Assy, Brg	1
▲	26	41561	(002886-) Bushing Assy, Flng, 4 Hole, 1.57B, Stl	1
▲	27	387376	(002886-) Shaft, Impeller	1
▲	28	32525	(002886-) Bearing, Ball, 0.67B 1.57D 0.47W	2
	29	00500-10	(002886-) Key, Woodruff, 0.19 0.75, [Asa#0606]	1

Fig. 27 - Hopper Lift Arms Group

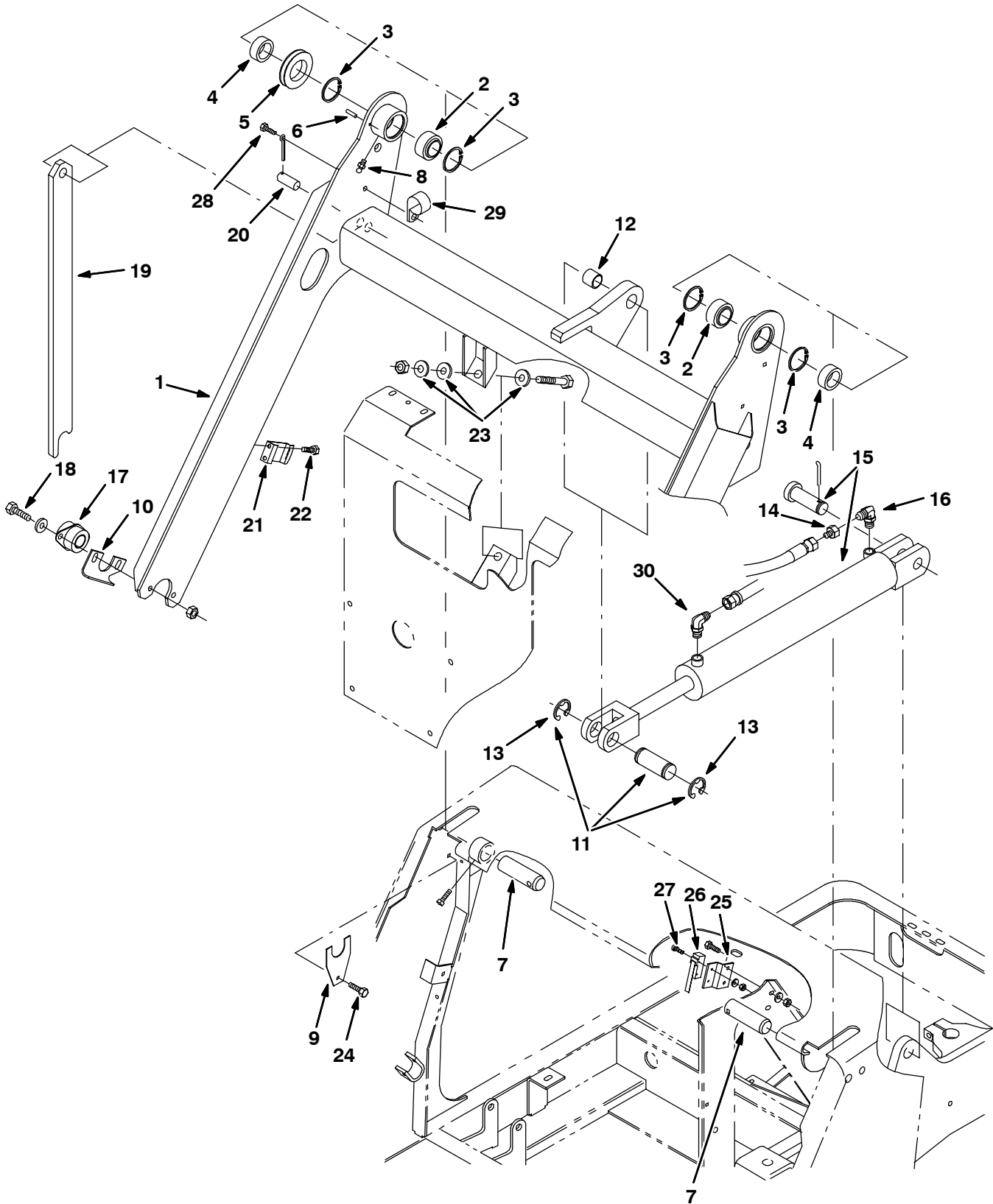


Fig. 27 - Hopper Lift Arms Group

Ref.	Tennant Part No.	Machine Serial Number	Description	Qty.
1	361276	(000000-) Arm Assy, Lift W/Label	1
2	42120-1	(000000-) Bearing-Self Align 1.250 Bore	2
3	59542	(000000-) Ring, Retaining, Intl 2.00Dia	4
4	360455	(000000-) Sleeve, 1.253B 1.75D .69	2
5	360077	(000000-) Sheave	1
6	17404	(000000-) Pin,Roll,.25Odx0.75L,.250/.256	1
7	360064	(000000-) Pin	2
8	07259	(000000-) Ftg, Grease.25-28Th Strt .47L	2
9	360768	(000000-) Plate, Spacer, Lift Arm	8
10	360903	(000000-) Bracket, Guard	1
▽	11	361295	(000000-) Pin Assy, Clevis, Hopper Lift	1
▲	12	35529	(000000-) Bearing, Journal	1
▲	13	23788	(000000-) Ring, Retaining	2
	14	16455	(000000-) Ftg-Hyd Rst Jm04/.047	1
	15	361013	(000000-) Cylinder, Hyd 2.5B (See Breakdowns)	1
	16	47638	(000000-) Ftg-Hyd E90 Jm04/Om06	1
	17	87216	(000000-) Flange Bearing 1.00 Bore	2
	18	09028	(000000-) Scr Hexssm 10X1.5 25	4
	19	361274	(000000-) Arm, Safety, W/Label	1
	20	360386	(000000-) Pin	1
	21	87244	(000000-) Clip Spring Prop Arm	1
	22	48732	(000000-) Screw, Panssm 6X1.0	2
	23	36328	(000000-) Washer-Belleville .50 Pltd	3
	24	12459	(000000-) Scr-Hx Fmgm 6X1.0 20	2
	25	360766	(000000-) Bracket	1
	26	398525	(000000-) Switch, Micro, SPDT	1
	27	33933	(000000-) Scr Pan Ssm 3X0.5 25	2
	28	74455	(000000-) Scr-Hx Fmgm 6X1.0 12	1
	29	86328	(000000-) Clamp, Cable 1.5 Dia	1
	30	56820	(000000-) Ftg-Hyd E90 Jm06/Om06	1

Fig. 28 - Hopper Group

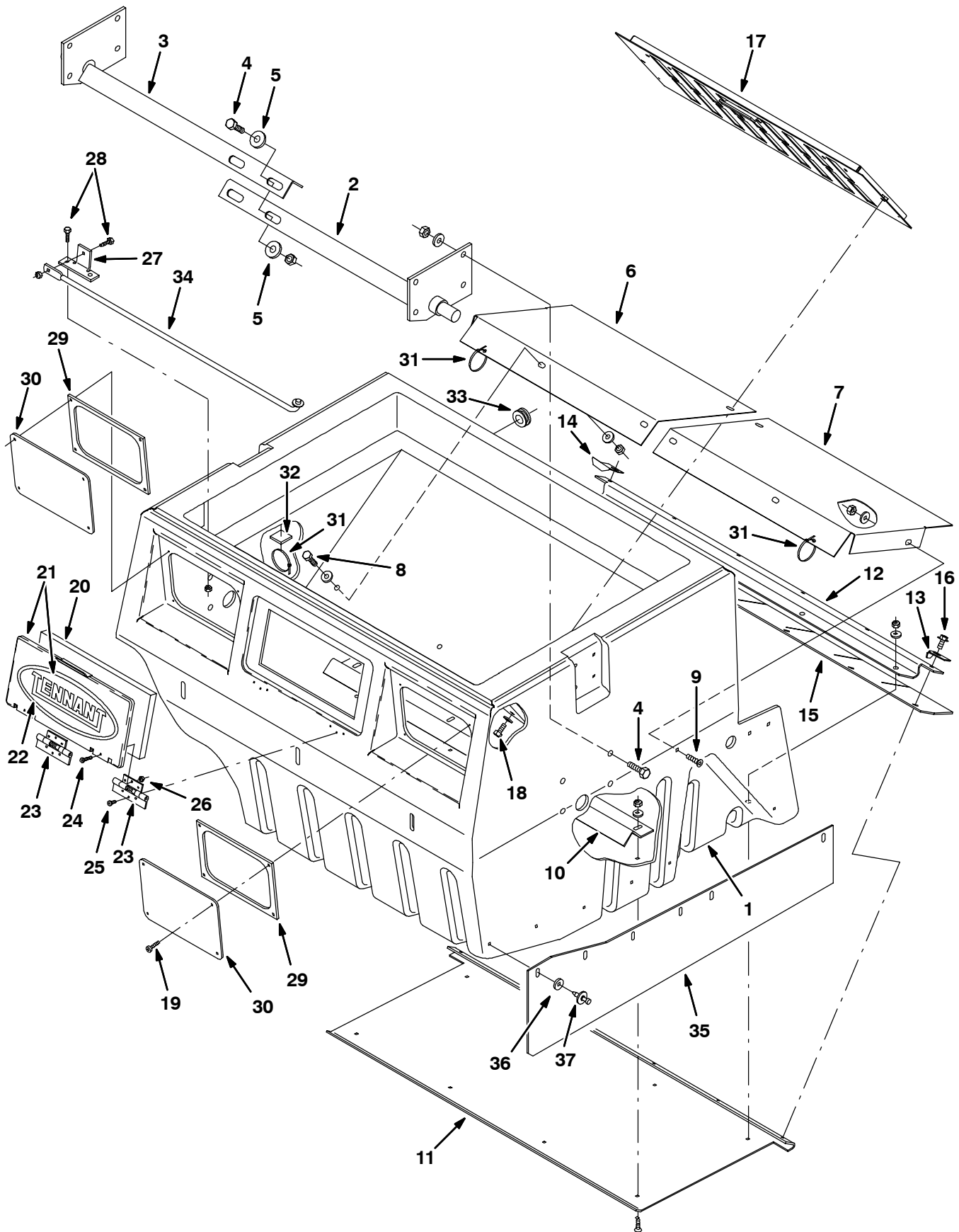


Fig. 28 -Hopper Group

Ref.	Tennant Part No.	Machine Serial Number	Description	Qty.
1	360042	(000000-) Hopper	1
2	360192	(000000-) Plate Wldt, Pivot, Lh	1
3	360193	(000000-) Plate Wldt, Pivot, Rh	1
4	12317	(000000-) Scr Hexssm10X1.5 30	6
5	41619	(000000-) Washer Flt .50 Ss	4
6	360334	(000000-) Panel, Debris, Rh	1
7	360335	(000000-) Panel, Debris, Lh	1
8	09740	(000000-) Scr Hexssm 8X1.25	4
9	74077	(000000-) Screw, Flat, M 8X1.25 Ss 18-8	2
10	360426	(000000-) Angle, Bottom Stiffener	1
11	360191	(000000-) Plate, Wear	1
12	360194	(000000-) Strip, Retainer, Hopper Lip	1
13	360893	(000000-) Deflector, Hopper, Lh	1
14	360894	(000000-) Deflector, Hopper, Rh	1
15	360327	(000000-) Skirt, Lip	1
16	361339	(000000-) Scr-Hxfmgm 6X1.0 16 Pltd	6
17	360908	(000000-) Panel Wldt, Perma-Filter	1
18	15678	(000000-) Screw Hexssm 6X1.0	2
19	360943	(000000-) Scr-Pan 10-14X0.75 F/Plst Pl	8
20	360890	(000000-) Seal, Door, Access	1
▽	21	360328	(000000-) Door, Access W/Label	1
▲	22	09806	(000000-) Label, Tennant Logo	1
▽		375134	(000000-) Hinge Set, Access, Door, Painted	1
▲	23	375133	(000000-) Hinge, Access, Door, Painted	2
▲	24	49697	(000000-) Scr Pan Ssm 4X0.7 25	2
▲	25	12323	(000000-) Scr Panssm 4X0.7 20	6
▲	26	33932	(000000-) Nut Hxlocnyln M 4X 0.7 Reg Ss	8
	27	360430	(000000-) Bracket, Support, Cover	1
	28	08716	(000000-) Screw Hex Ssm 6 X 1.0 20	3
	29	360604	(000000-) Seal, Headlight	2
	30	360605	(000000-) Plate, Headlight	2
	31	49266	(000000-) Tie, Cable 1.75D Max 7.50Lg	6
	32	55248	(000000-) Cabletie Mount, Adhesive	3
	33	10632-18	(000000-) Grommet, Rbr, 0.69ld, For .25Matl	1
	34	360429	(000000-) Rod Wldt, Cover	1
	35	360786	(000000-) Skirt, Side Brush	1
	36	41178	(000000-) Washer-Flt .25 Fender Pltd	6
	37	72968	(000000-) Rivet, Plastic .250X.898	6

Fig. 29 - Hopper Cover and Bumper Group

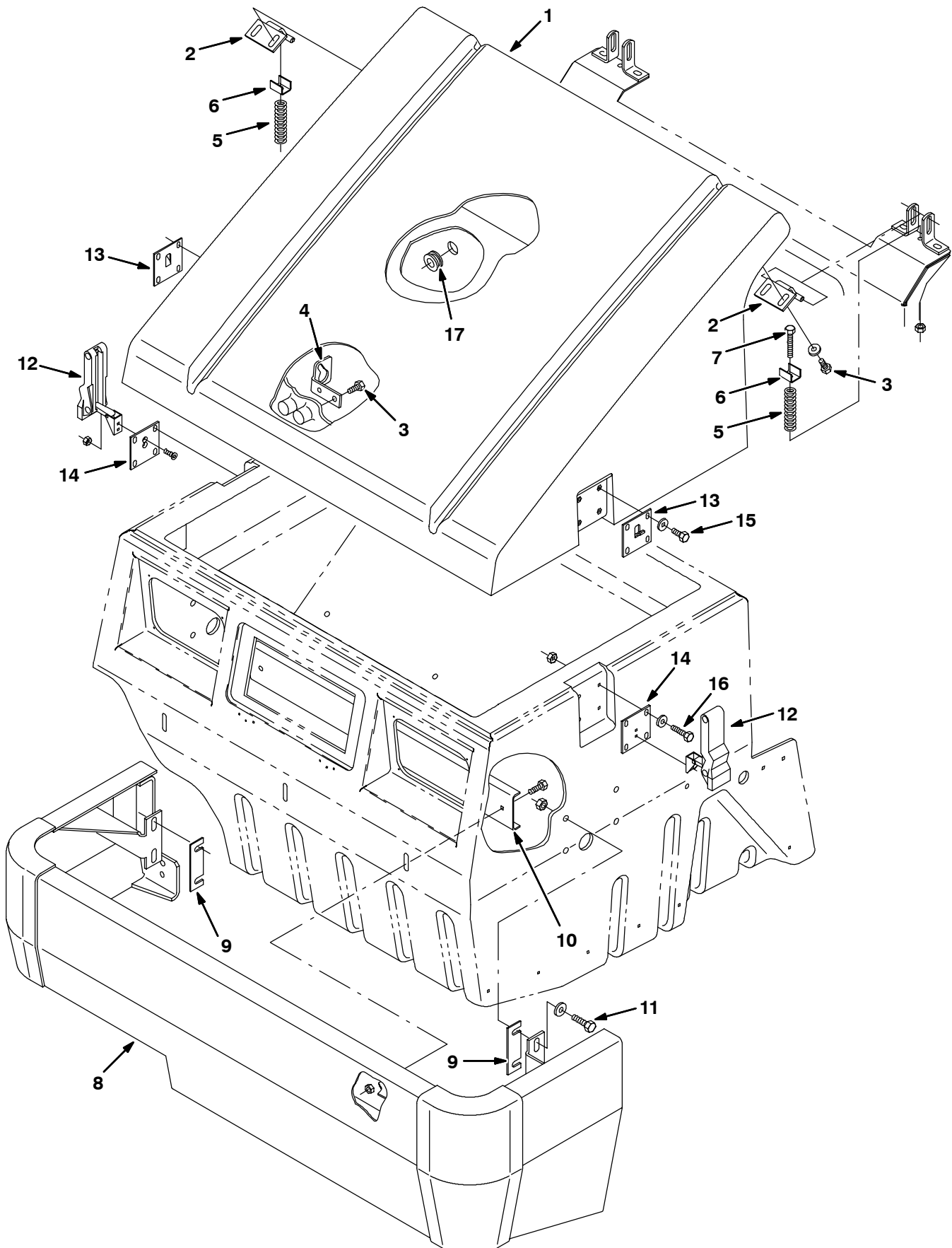


Fig. 29 - Hopper Cover and Bumper Group

Ref.	Tennant Part No.	Machine Serial Number	Description	Qty.
1	360026	(000000-) Cover, Hopper	1
2	360332	(000000-) Bracket Wldt, Hinge	2
3	15675	(000000-) Scr Hexssm 8X1.25 16	6
4	360428	(000000-) Bracket, Support, Cover	1
5	360608	(000000-) Spring, Comp, .72 Od X 3.25 L	2
6	361054	(000000-) Bracket, Clip	2
7	222504	(000000-) Scr Hexssm 8X1.25 55	2
8	360436	(000000-) Bumper Wldt, Front	1
9	360889	(000000-) Shim, Front Bumper	2
10	360602	(000000-) Plate, Support, Bumper	1
11	361333	(000000-) Scr Hexssm10X1.5 40	4
12	360824	(000000-) Latch, Hopper	2
13	360941	(000000-) Plate, Keeper	2
14	360610	(000000-) Plate, Latch	2
15	09744	(000000-) Scr Hexssm 6X1.0 12	8
16	08716	(000000-) Screw Hexssm 6 X 1.0 20	8
17	10632-18	(000000-) Grommet,Rbr,0.69ld,For .25Matl	1

Fig. 30 - Hopper Dump Door Group

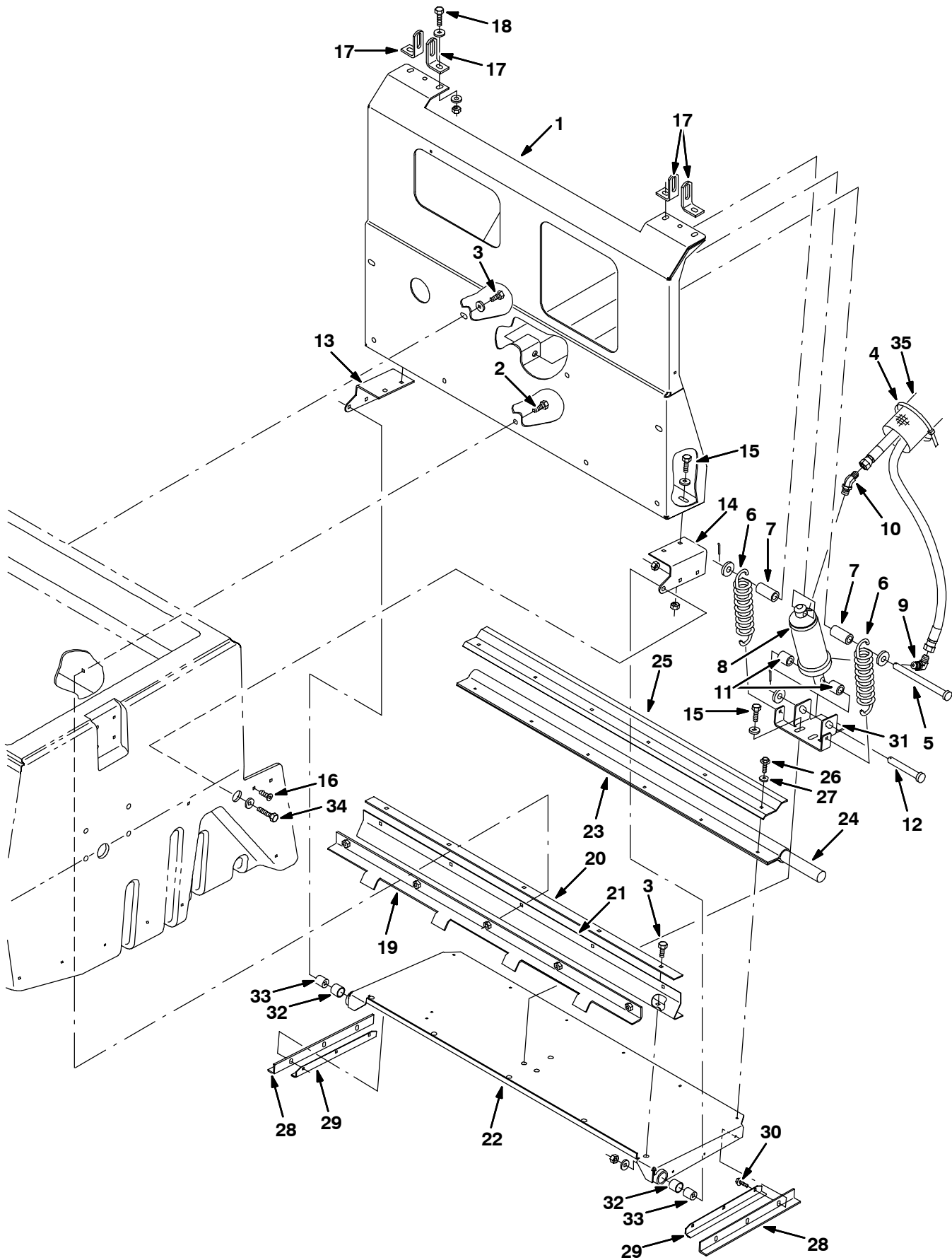


Fig. 30 - Hopper Dump Door Group

Ref.	Tennant Part No.	Machine Serial Number	Description	Qty.
1	360185	(000000-) Plate Wldt, Back, Hopper	1
2	12273	(000000-) Scr-Hexssm 8X1.25 20 Nyloloc	5
3	15675	(000000-) Scr Hexssm 8X1.25	9
4	44961	(000000-) Tie, Cable 4.00D Max 14.50Lg	2
5	51225-1	(000000-) Pin,Clevis,0.50 Dia.X 6.00 Lg	1
6	360606	(000000-) Spring, Tension	2
7	360848	(000000-) Spacer, .56 Id X 1.82L	2
8	54096	(000000-) Cylinder-Hyd2.0X4.0Da2500Psi	1
9	77097	(000000-) Ftg-Hyd E90 Jm04/Om04	1
10	34359	(000000-) Ftg-Hyd E45 Jm04/Om04	1
11	360427	(000000-) Spacer, Mtg, Cyl	2
12	06474A	(000000-) Pin,Clevis,0.50 Dia.X 3.50 Lg	1
13	360434	(000000-) Bracket, Mtg, Back Plate, Rh	1
14	360435	(000000-) Bracket,Mtg, Back Plate, Lh	1
15	09740	(000000-) Scr Hexssm 8X1.25	7
16	79246	(000000-) Screw-Flat M 8X1.25	4
17	360333	(000000-) Hinge, Leaf	4
18	09010	(000000-) Scr Hexssm 8X1.25 25	4
19	360337	(000000-) Strip Wldt, Door Seal	1
20	360338	(000000-) Strip, Retainer	1
21	360336	(000000-) Seal, Dump Door, Top	1
22	360421	(000000-) Door Wldt, Dump	1
23	360603	(000000-) Seal Wrap, Dump Door	1
24	87689	(000000-) Sponge Cord	1
25	360340	(000000-) Strip, Retainer, Dump Door	1
26	12459	(000000-) Scr-Hxfmgm 6X1.0 20 Pltd	6
27	01684	(000000-) Washer Flt .25 Ss	6
28	360844	(000000-) Seal, Dump Door, Side	2
29	360424	(000000-) Strip, Retainer, Door, Side	2
30	74455	(000000-) Scr-Hx Fmgm 6X1.0 12	6
31	360888	(000000-) Bracket, Cylinder, Mtg	1
32	64379	(000000-) Bearing, Journal	2
33	87104	(000000-) Bushing, Door Pivot	2
34	09026	(000000-) Scr Hexssm 8X1.25 40	2
35	82833	(000000-) Sleeve-Nyln #20 35.0L	1

Fig. 31 - Filter Box Group

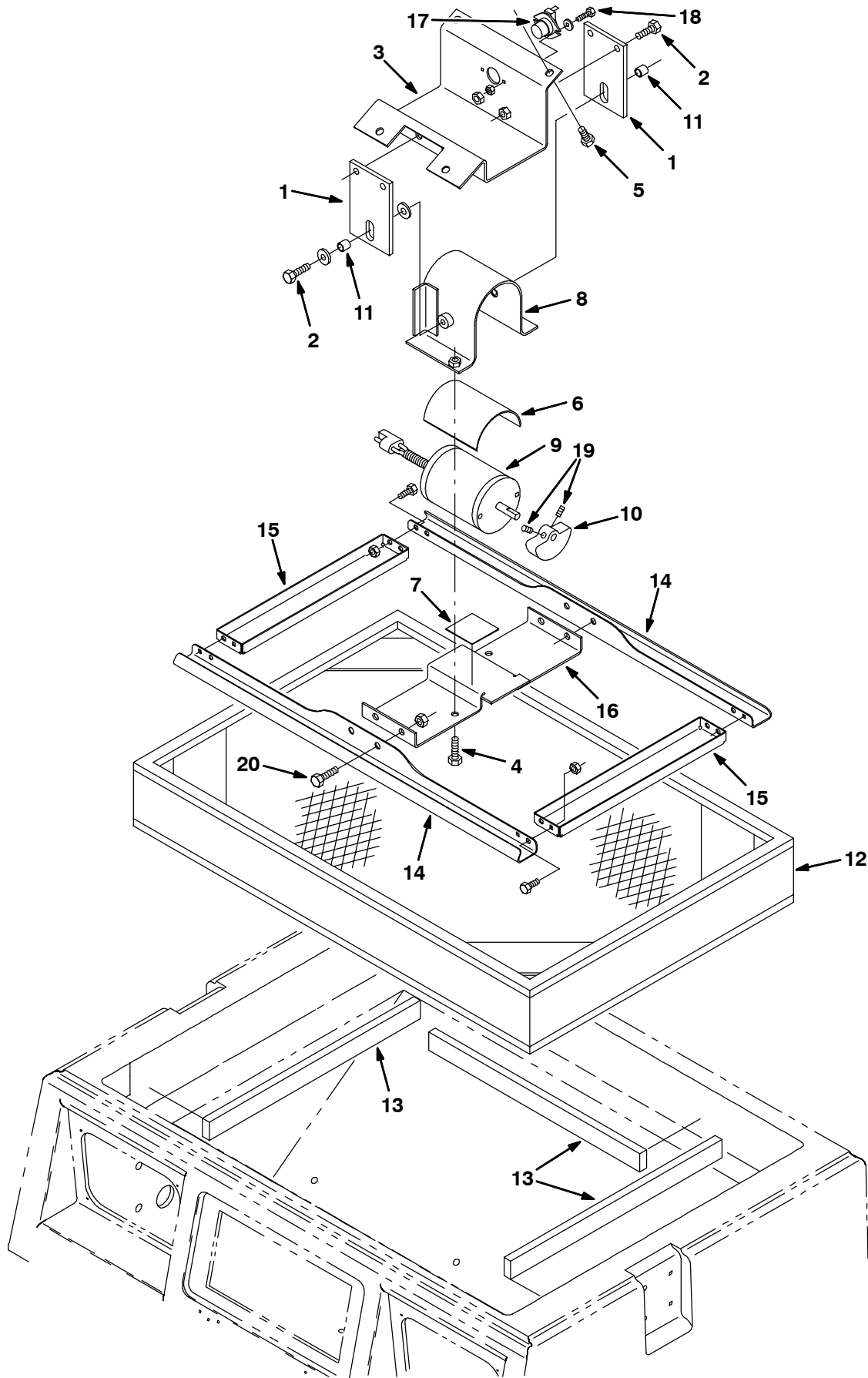


Fig. 31 - Filter Box Group

Ref.	Tennant Part No.	Machine Serial Number	Description	Qty.
1	360808	(000000-) Plate, Mtg, Shaker	2
2	12333	(000000-) Scr-Hexssm 8X1.25 25 Nyloloc	6
3	360809	(000000-) Bracket, Support, Shaker	1
4	12273	(000000-) Scr-Hexssm 8X1.25 20 Nyloloc	2
5	15675	(000000-) Scr Hexssm 8X1.25	4
6	36658	(000000-) Bar-Flt .06T 4.00W 5.00L,Rbr	1
7	36661	(000000-) Bar-Flt .06T 1.00W 4.00L,Rbr	1
8	360820	(000000-) Strap Wldt, Motor	1
9	54121	(000000-) Motor,Elec Shaker 12V	1
10	55130	(000000-) Weight, Eccentric	1
11	360957	(000000-) Sleeve, .375B .50D .50 Stlzn	2
12	375212	(000000-) Filter Pkg, Dust, Panel 94Plts	1
12	370153	(000000-) Syn. Filter Pkg, Panel, 61Pleats	1
13	360199	(000000-) Seal, Spacer, Filter	3
14	360952	(000000-) Plate, Shaker, Bar	2
15	360949	(000000-) Plate, Shaker, Side	2
16	360955	(000000-) Plate, Motor, Shaker	1
17	87546	(000000-) Thermostat, Spst Switch	1
18	24199	(000000-) Screw Hexssm 5X0.8	2
19	20634	(000000-) Scr-Set 10-24X0.25 Nylon Loc	2
20	49826	(000000-) Scr-Hexssm 8X1.25 16 Nylon Loc	4

Fig. 32 - Hydraulic Reservoir Group

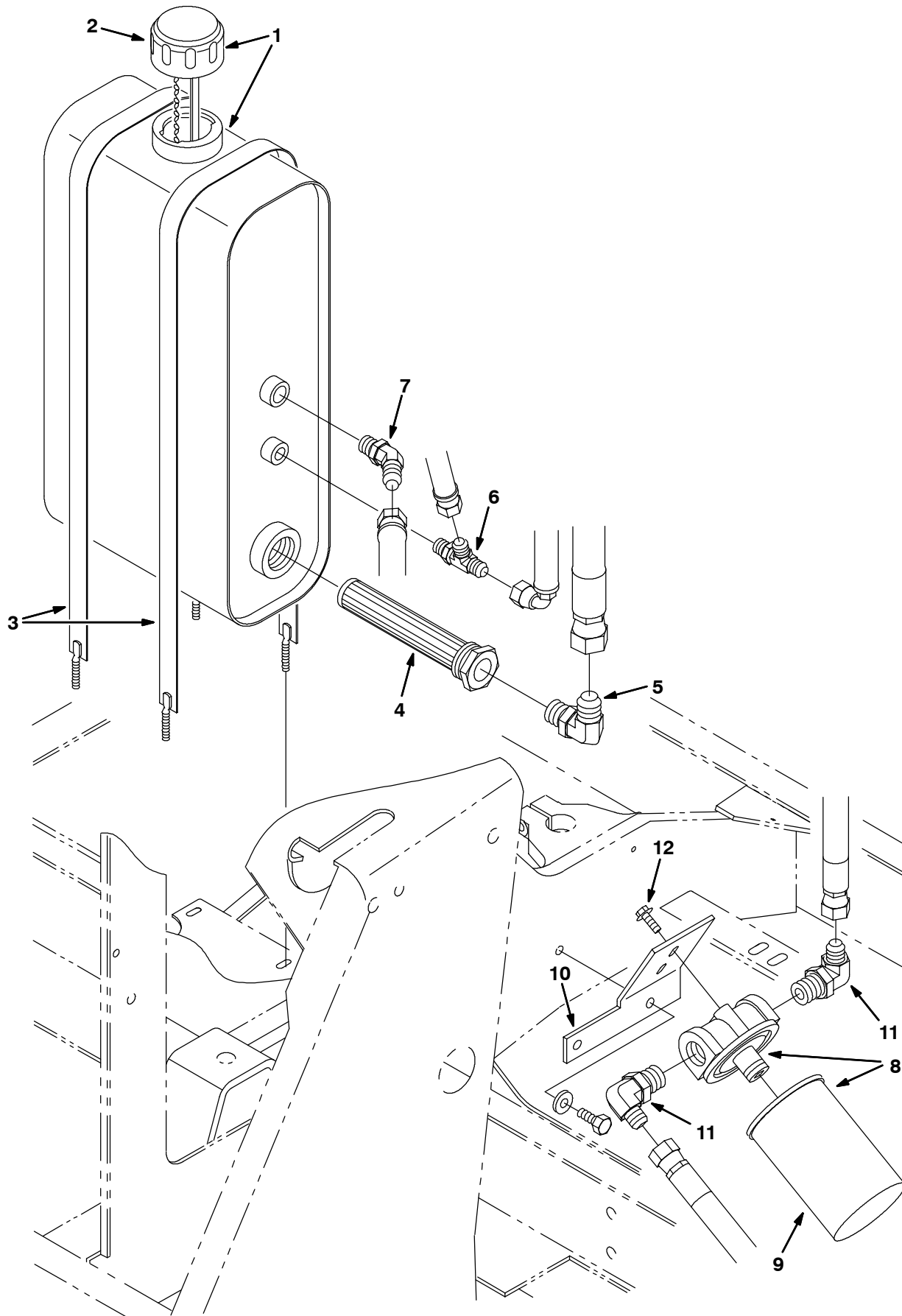


Fig. 32 - Hydraulic Reservoir Group

	Ref.	Tennant Part No.	Machine Serial Number	Description	Qty.
▽	1	360099	(000000-) Reservoir Assy, Hyd	1
▲	2	360991	(000000-) Breather, Hyd Cap 5.2Ds Chain	1
▲		70006	(000000-) Gasket, Hyd Cap	1
	3	360098	(000000-) Strap Wldt, Fuel Tank	2
	4	361023	(000000-) Strainer, Hyd 10Gpm 100Mesh	1
	5	46481	(000000-) Ftg-Hyd E90 Jm12/Om12	1
	6	76316	(000000-) Ftg-Hyd Tee Jm06Jmom	1
	7	47513	(000000-) Ftg-Hyd E45 Jm08/Om10	1
▽	8	55619	(000000-) Filter Assy, Spin-On 10Micron	1
▲	9	55740	(000000-) Filter, Hydraulic Oil, Spin On	1
	10	361159	(000000-) Bracket, Return Filter	1
	11	47655	(000000-) Ftg-Hyd E90 Jm08/Om12	2
	12	16949	(000000-) Scr-Hex .25-20X0.75 Sems Pltd	2

Fig. 33 - Hydraulic Pumps Group

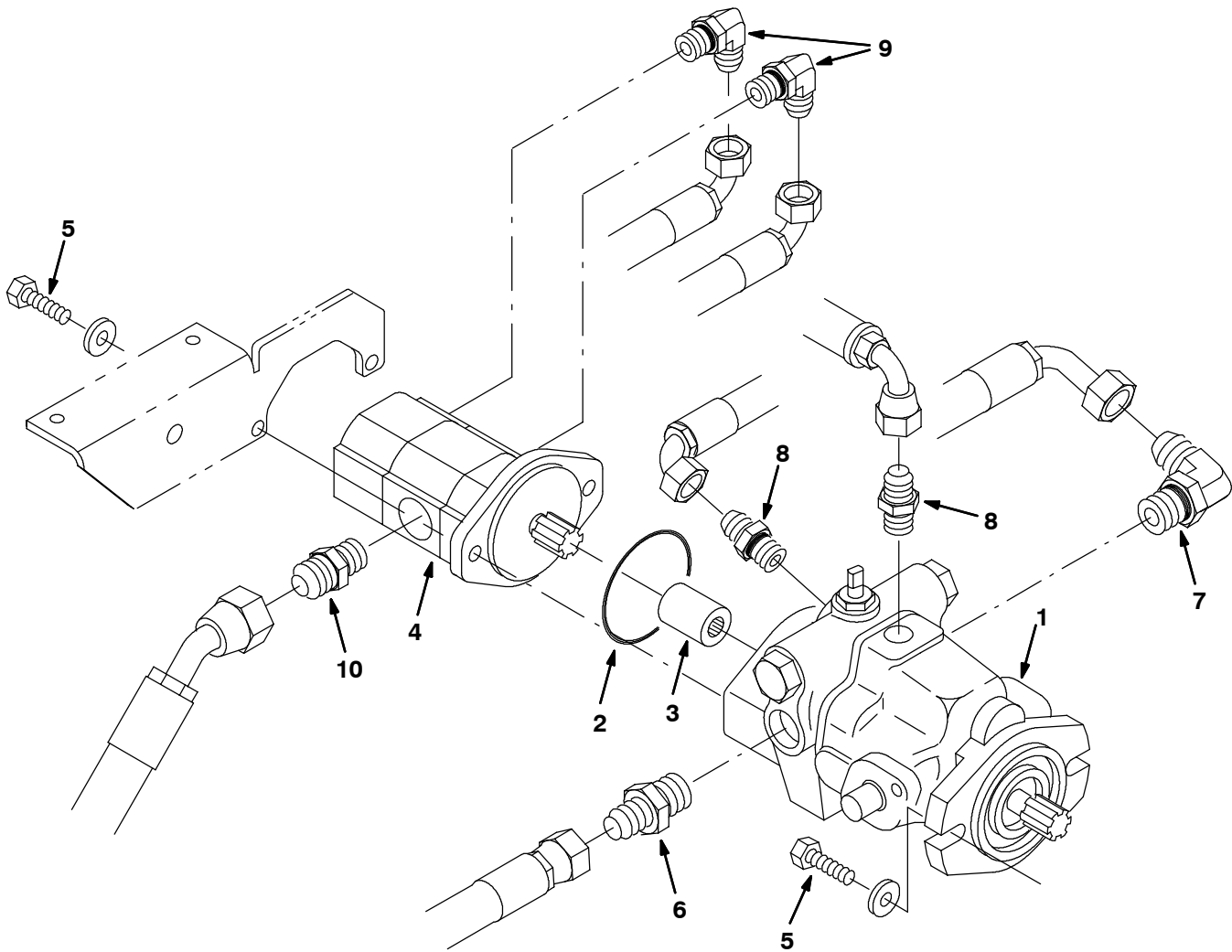


Fig. 33 - Hydraulic Pumps Group

Ref.	Tennant Part No.	Machine Serial Number	Description	Qty.
1	361010	(000000-) Pump, Hyd Piston V 1.24 R 2000 (See Breakdowns)	1
2	65145-1	(000000-) O-Ring Gland	1
3	71721	(000000-) Coupler, Hyd Pump	1
4	361030	(000000-) Pump, Hyd Gear Ex2 0.32 R 1900 (See Breakdowns)	1
5	46559	(000000-) Scr-Hex .38-16X1.25 Nylon Loc	4
6	42223	(000000-) Ftg-Hyd Str Jm10/Om12	1
7	53076	(000000-) Ftg-Hyd E90 Jm10/Om12	1
8	44869	(000000-) Ftg-Hyd Str Jm08/Om08	2
9	47512	(000000-) Ftg-Hyd E90 Jm06/Om08	2
10	06750	(000000-) Ftg-Hyd Str Jm12/Om10	1

Fig. 34 - Hydraulic Pump Linkage Group

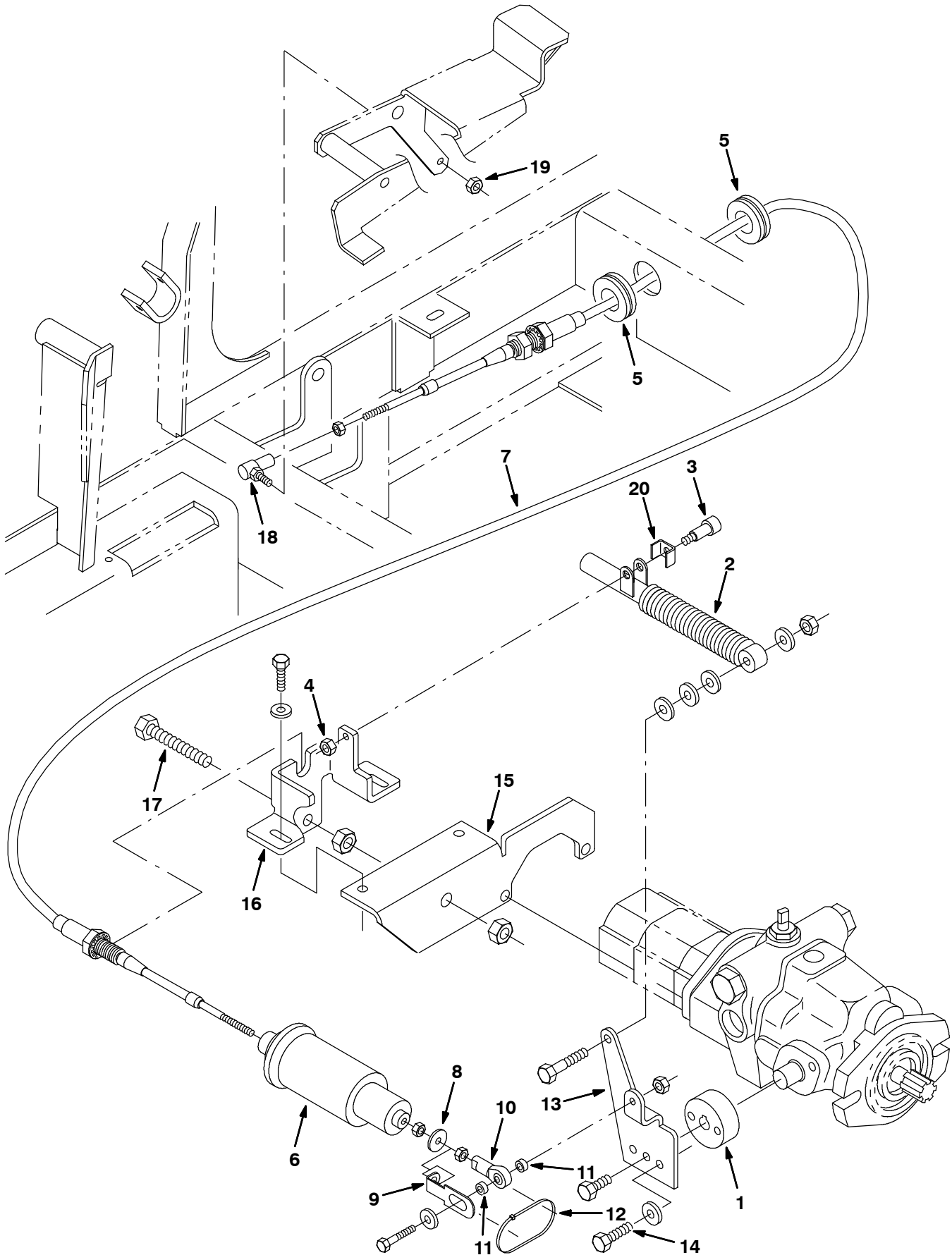
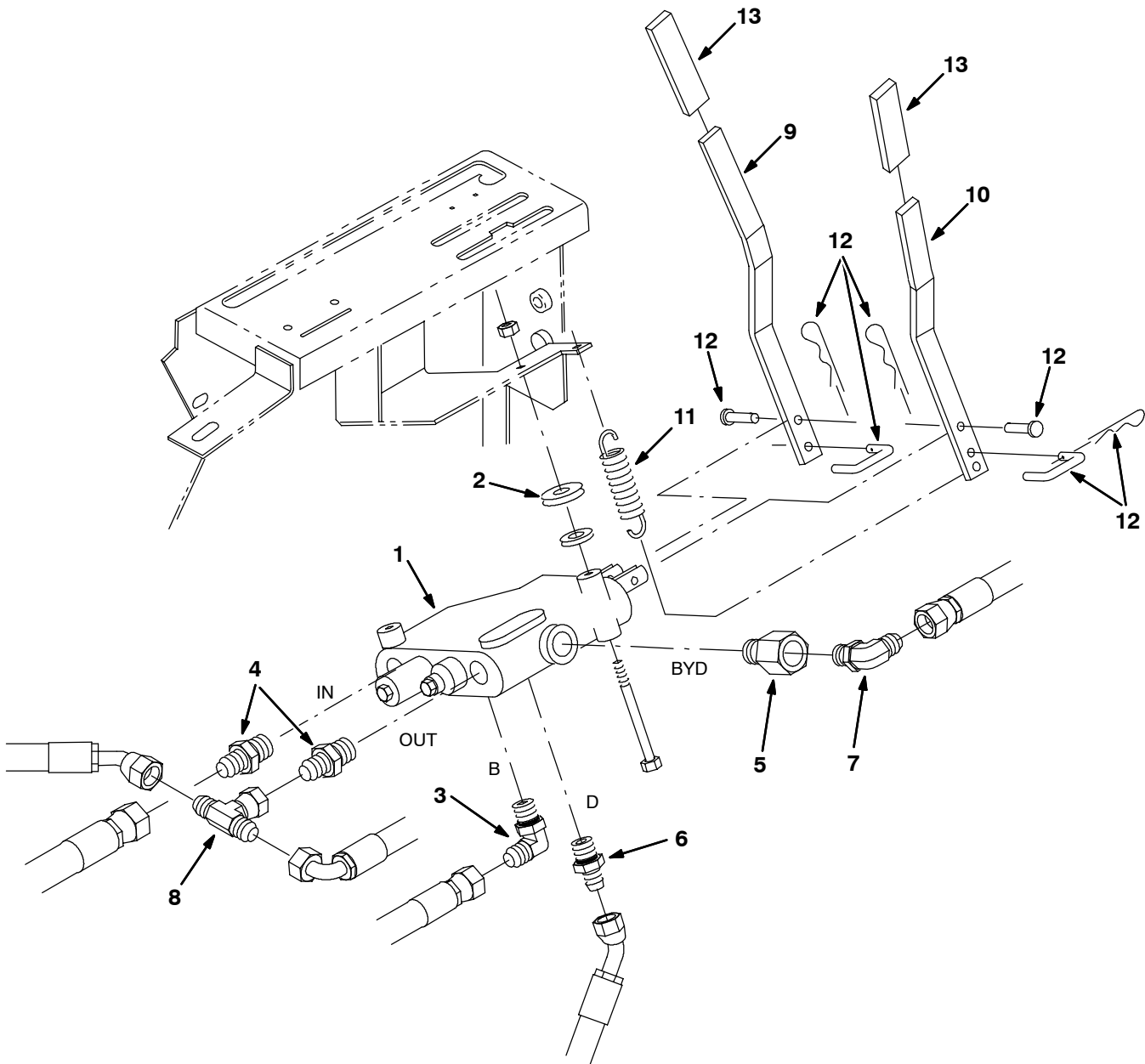


Fig. 34 - Hydraulic Pump Linkage Group

Ref.	Tennant Part No.	Machine Serial Number	Description	Qty.
1	72728	(000000-) Hub	1
2	73411	(000000-) Shock Absorber	1
3	16213	(000000-) Scr-Shld .312Dx1.00L .25-20	1
4	75934	(000000-) Nut-Hxlocnyln .25-20 Thin Pltd	1
5	10632-1	(000000-) Grommet,Rbr,1.06ld,For .19Matl	2
6	63292	(000000-) Spring, Propel, Centering	1
7	360343	(000000-) Cable, Push-Pull	1
8	78785	(000000-) Washer, .250B .88D .06 Neopre	1
9	83887	(000000-) Bracket, Safety Clip	1
10	68866	(000000-) Rod End .250-28 .25Dia	1
11	65441	(000000-) Spacer, .259ld 375Od .250Lg	2
12	49266	(000000-) Tie, Cable 1.75D Max 7.50Lg	1
13	360929	(000000-) Bracket, Mtg, Propel Cable	1
14	12273	(000000-) Scr-Hexssm 8X1.25 20 Nynloc	2
15	360870	(000000-) Bracket, Spring Mount	1
16	360869	(000000-) Bracket, Propel Adjuster	1
17	76438	(000000-) Screw-Hex M10X1.5 90 Full Thd	1
18	14601	(000000-) Ball Joint, 250-28	1
19	13513	(000000-) Nut-Hxlocnyln .25-28 Reg Pltd	1
20	84170	(000000-) Bracket, Retainer	1

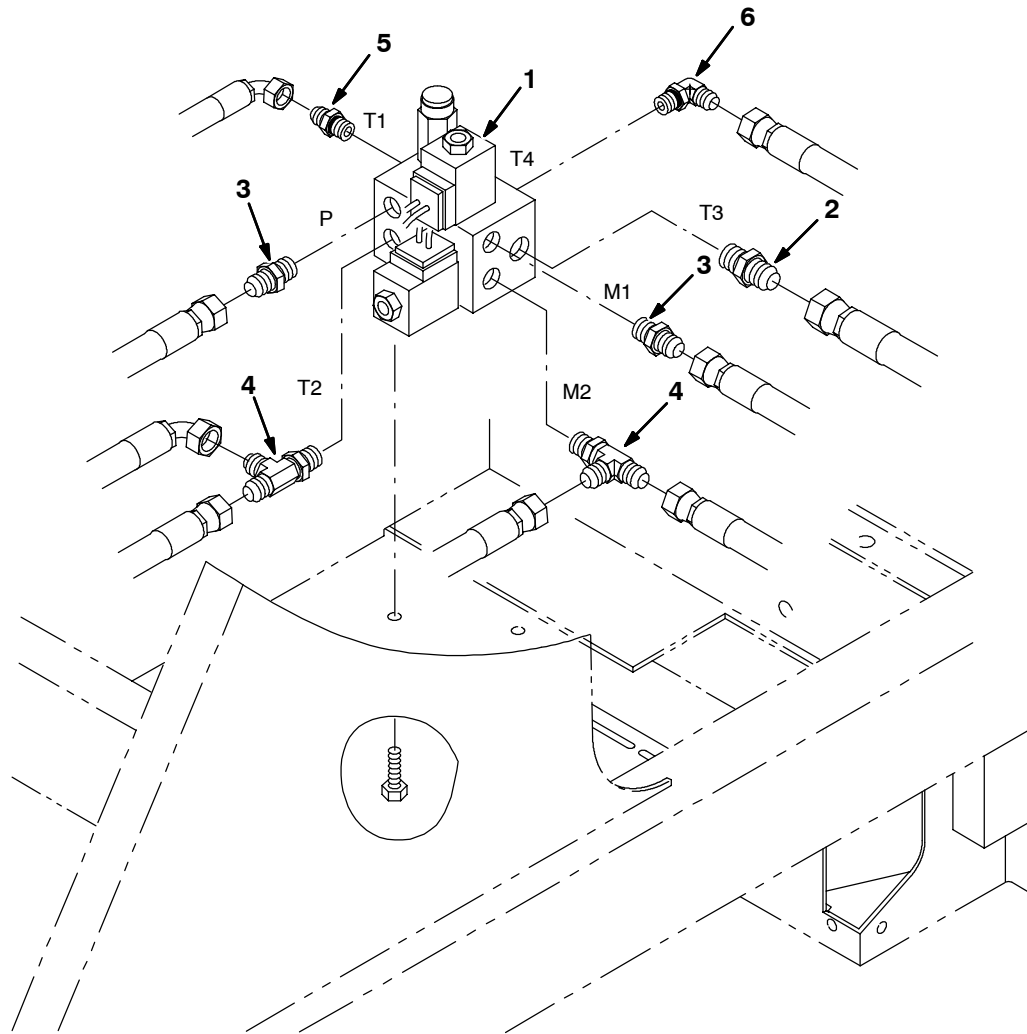
Fig. 35 - Hydraulic Control Valve Group



350077 - IC

Ref.	Tennant Part No.	Machine Serial Number	Description	Qty.
1	361012	(000000-)	Valve, Hyd Control Man (See Breakdowns)	1
2	63416	(000000-)	Washer, .310B .88D .12Rbr	2
3	47638	(000000-)	Ftg-Hyd E90 Jm04/Om06	1
4	52402	(000000-)	Ftg-Hyd Str Jm06/Om08	2
5	361028	(000000-)	Plug Assy,Byd En	1
6	55685	(000000-)	Ftg-Hyd Str Jm04/Om06	1
7	56820	(000000-)	Ftg-Hyd E90 Jm06/Om06	1
8	35586	(000000-)	Ftg-Hyd Tee Jm06Jfjm	1
9	360062	(000000-)	Handle, Control, Valve	1
10	360063	(000000-)	Handle, Control, Valve	1
11	59870	(000000-)	Spring, Tens, .50Dx.05Wire2.5L	1
12	361299	(000000-)	Link Assy, Valve Handle	1
13	360467	(000000-)	Grip, Vinyl .250 X .750 X 4.00	2

Fig. 36 - Hydraulic Solenoid Valve Group



350075 - IC

Ref.	Tennant Part No.	Machine Serial Number	Description	Qty.
1	361019	(000000-)	Valve, Hyd Cntrl Sol (See Breakdowns)	1
2	44869	(000000-)	Ftg-Hyd Str Jm08/Om08	1
3	56690	(000000-)	Ftg-Hyd Str Jm06/Om06	2
4	76316	(000000-)	Ftg-Hyd Tee Jm06Jmom	2
5	55586	(000000-)	Ftg-Hyd Str Jm04/Om04	1
6	77097	(000000-)	Ftg-Hyd E90 Jm04/Om04	1

Fig. 37 - Hydraulic Schematic Group

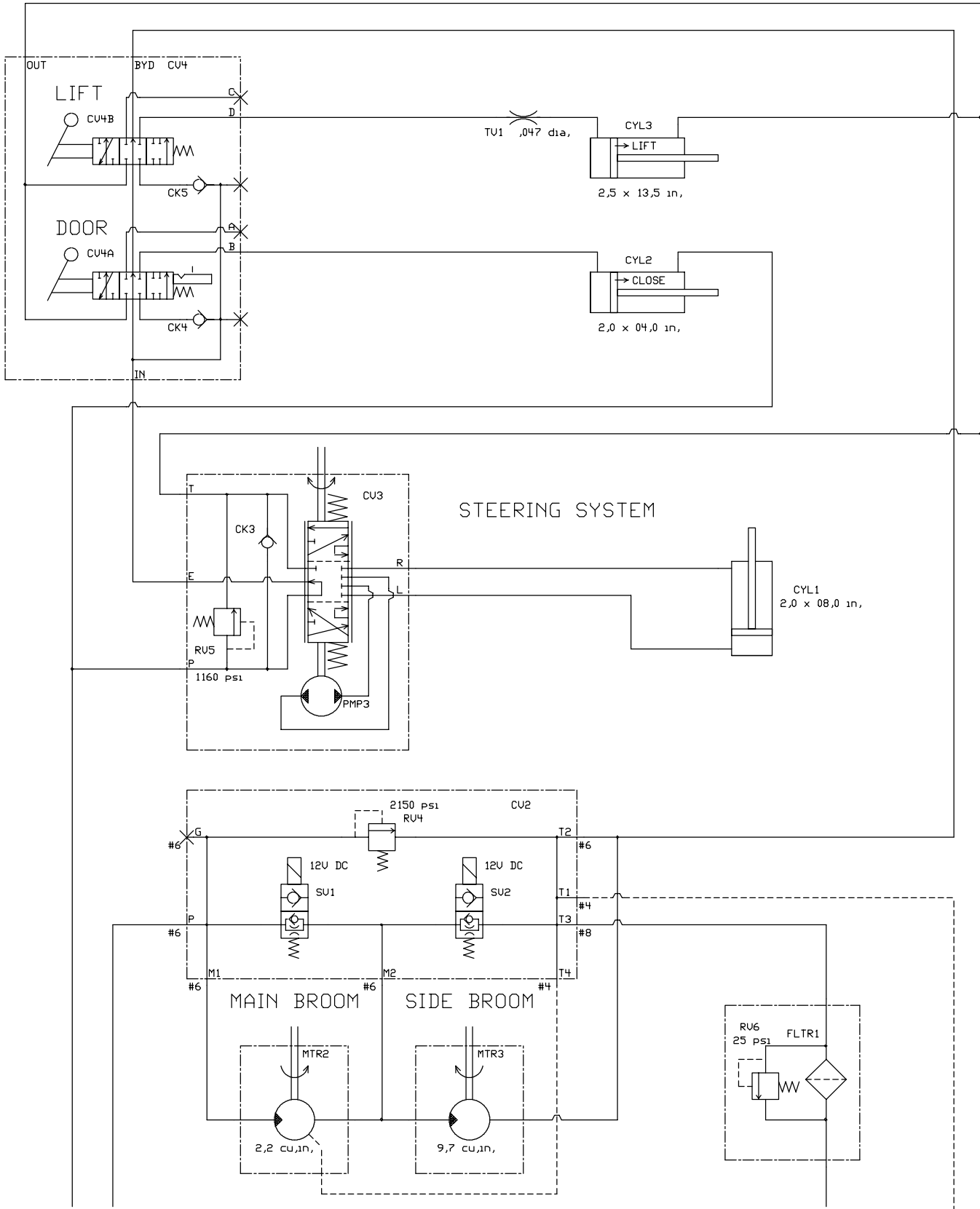
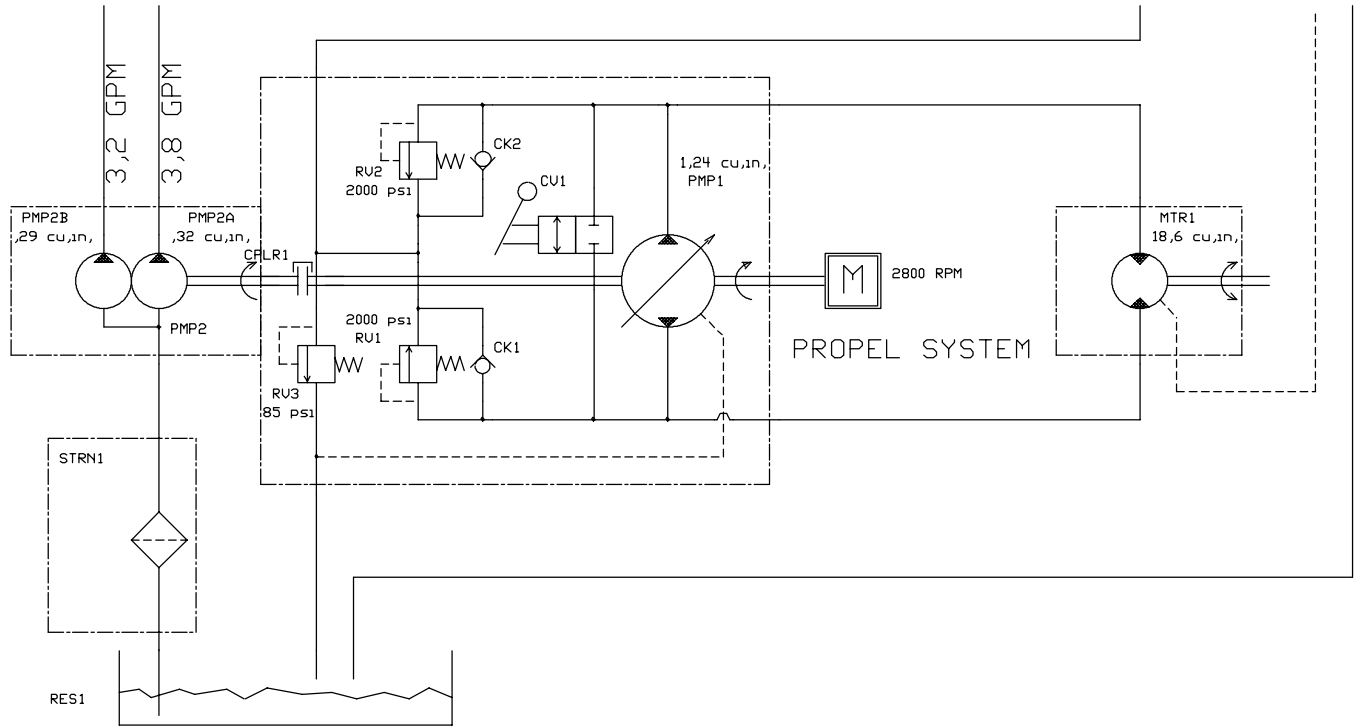


Fig. 37 - Hydraulic Schematic Group



350157 - AIR

Fig. 38 - Hydraulic Hose Group

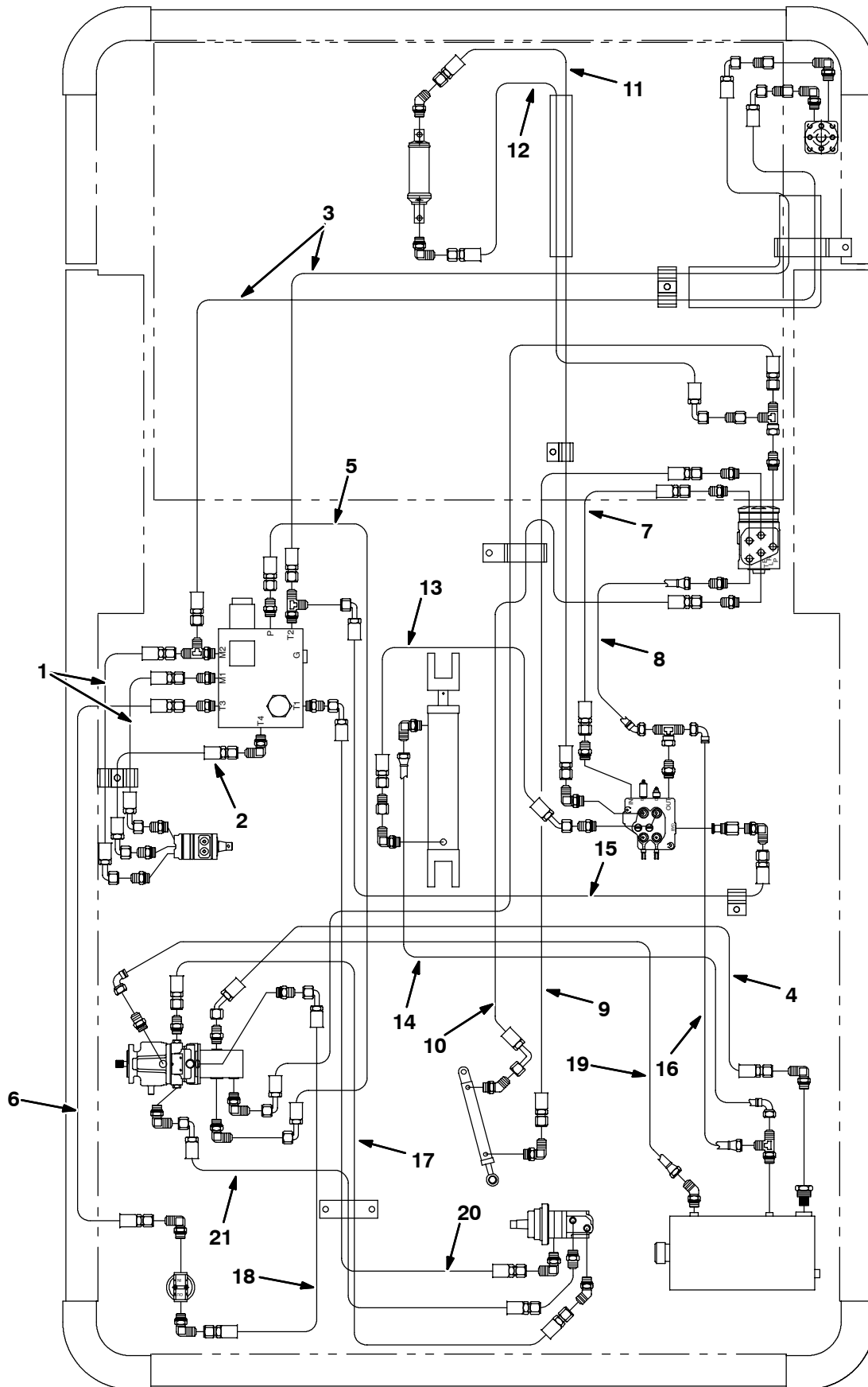


Fig. 38 - Hydraulic Hose Group

Ref.	Tennant Part No.	Machine Serial Number	Description	Qty.
1	361040	(000000-) Hose-Hyd Ar06	2
2	361009	(000000-) Hose-Hyd Ar 04	1
3	361041	(000000-) Hose-Hyd Med06	2
4	361033	(000000-) Hose-Hyd Suc12	1
5	361036	(000000-) Hose-Hyd Med06	2
6	361037	(000000-) Hose-Hyd Ar 08	1
7	361044	(000000-) Hose-Hyd Med06	1
8	57288	(000000-) Hose-Hyd Low06 Jf/J4	1
9	361046	(000000-) Hose-Hyd Med06	1
10	361047	(000000-) Hose-Hyd Med06	1
11	361048	(000000-) Hose-Hyd Med04	1
12	57962	(000000-) Hose-Hyd Med 04	1
13	02361	(000000-) Hose-Hyd Med04 Jf/J4	1
14	361051	(000000-) Hose-Hyd Low06	1
15	59560	(000000-) Hose-Hyd	1
16	82809	(000000-) Hose-Hyd Low06 Jf/J9	1
17	361035	(000000-) Hose-Hyd Ar10	1
18	57576	(000000-) Hose-Hyd Med08 Jf/J9	1
19	78811	(000000-) Hose, Hyd Low08	1
20	82816	(000000-) Hose-Hyd Med04 Jf/J9	1
21	361034	(000000-) Hose-Hyd Ar 10	1

Fig. 39 - Electrical Schematic, G/LP (Air Cooled)

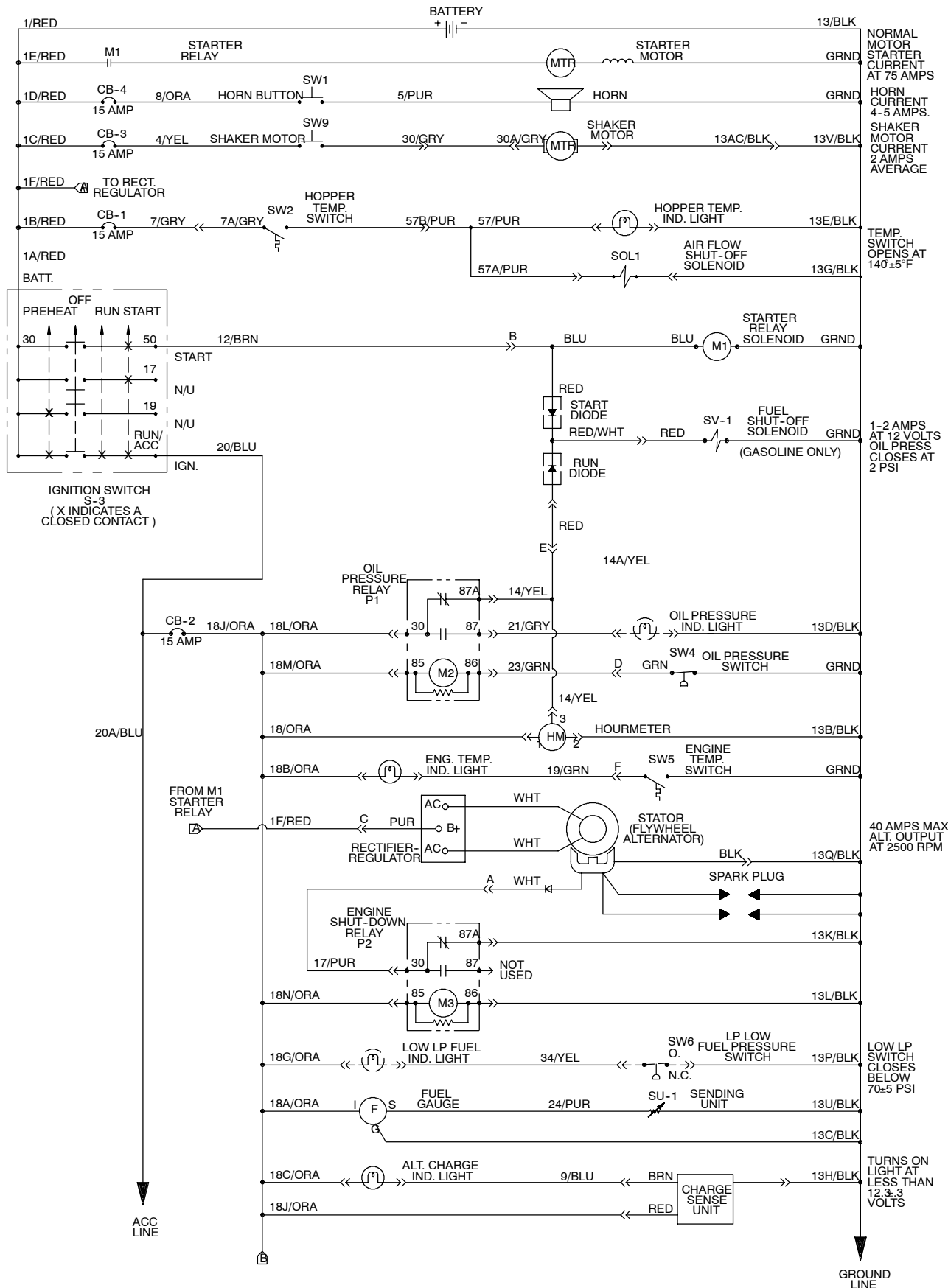
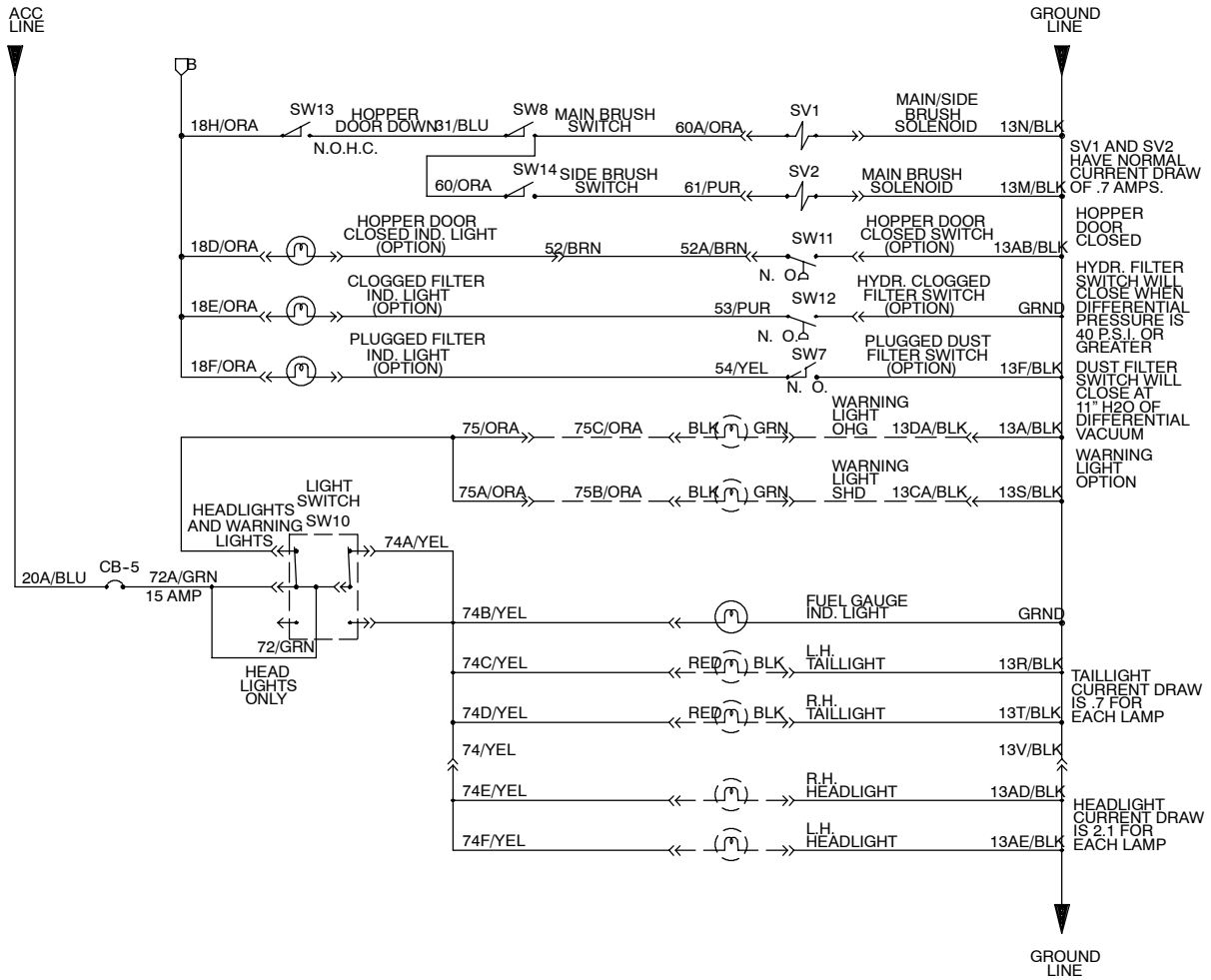


Fig. 39 - Electrical Schematic, G/LP (Air Cooled)

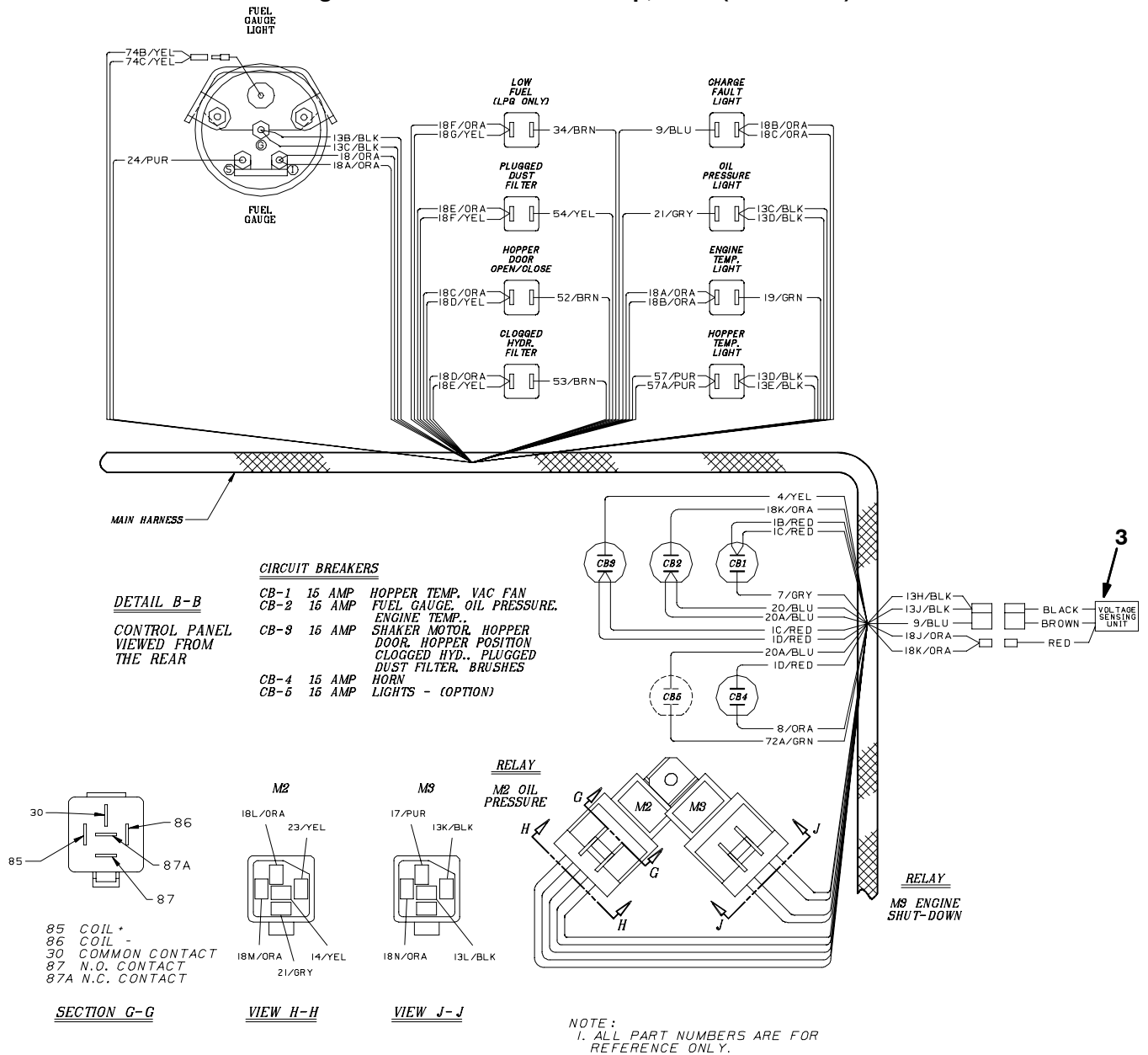


LEGEND

CB	CIRCUIT BREAKER	M	RELAY CONTACT
MTR	MOTOR	F	FUEL GAUGE
PM	PERMANENT MAGNET	J	JACK
S	SWITCH	P	PLUG
SU	SENDING UNIT	SV	SOLENOID VALVE
HM	HOUR METER		

350168 - AIR

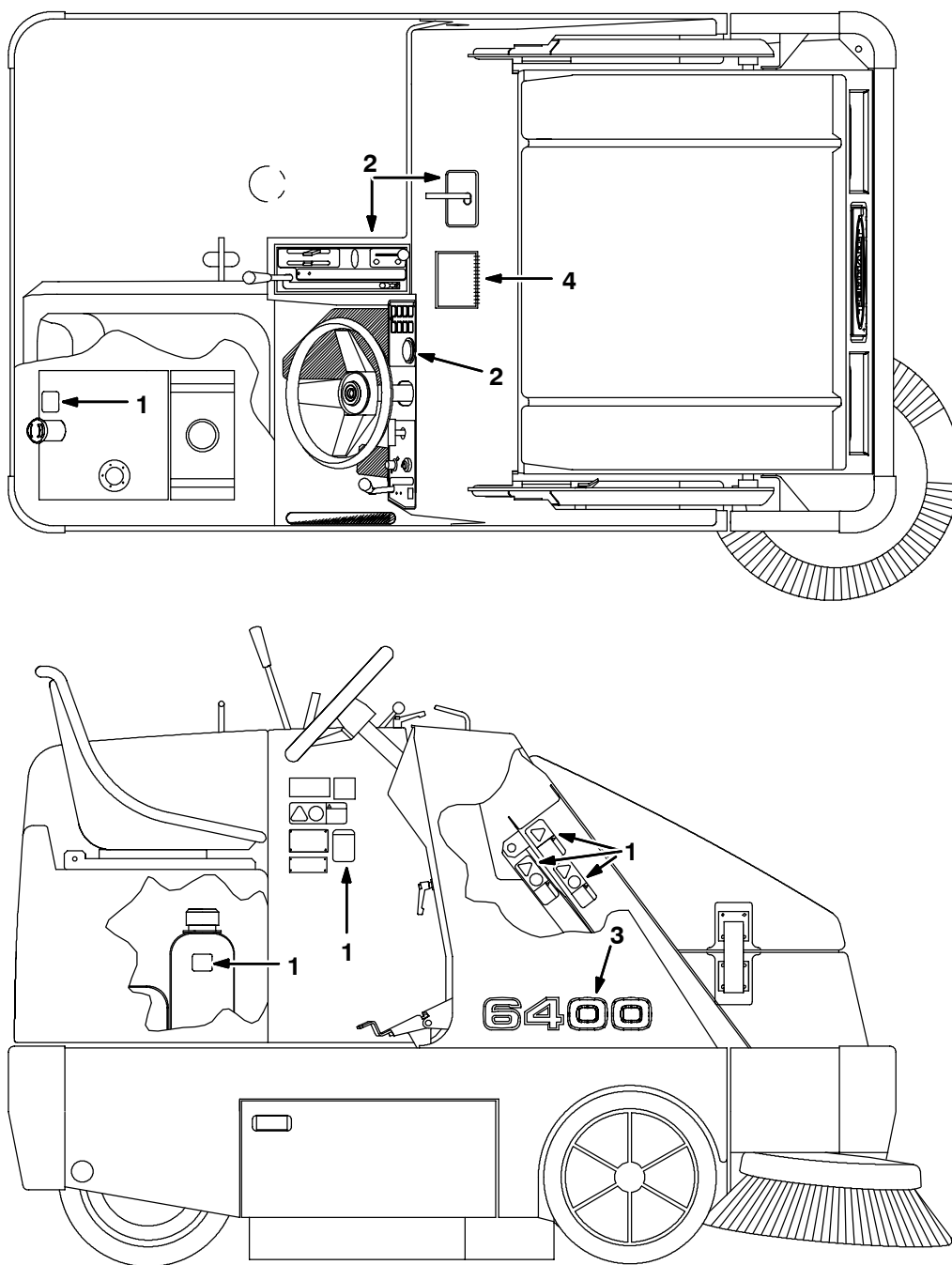
Fig. 40 - Wire Harnesses Group, G/LP (Air Cooled)



350141 - AIR

Ref.	Tennant Part No.	Machine Serial Number	Description	Qty.
1	360503	(000000-)	Harness, Hopper	1
2	360502	(000000-)	Harness, Main, Air Cool, G/Lpg	1
3	87052	(000000-)	Sensor, Indicator, Chrgr	1

Fig. 41 - Label Group



350146 - AIR, NA

Ref.	Tennant Part No.	Machine Serial Number	Description	Qty.
1	59767	(000000-)	Label Set, Info & Hazard	1
2	361108	(000000-)	Label Set, Operational, Gas/Lp	1
3	361107	(000000-)	Label, Numerals 6400	1
4	361064	(000000-)	Guide, Use And Care	1

SECTION 3

Contents	Page
Fig. 1 - Revolving Light Kit	3-2
Fig. 2 - Revolving Light Kit, Overhead Guard ..	3-4
Fig. 3 - Backup Alarm Kit	3-6
Fig. 4 - Hopper Door Closed Light Kit	3-8
Fig. 5 - Overhead Guard Kit	3-10
Fig. 6 - Severe Environment Indicator Kit	3-12
Fig. 7 - Side Brush Dust Control Kit	3-14
Fig. 8 - Fire Extinguisher Kit	3-16
Fig. 9 - Deluxe Suspension Seat Group	3-17
Fig. 10 - High Back Seat Group	3-18
Fig. 11 - Seat Belt Kit	3-19
Fig. 12 - Vacuum Wand Kit	3-20
Fig. 13 - Light Kit	3-22
Fig. 14 - Soft Ride Non-Marking Tire and Wheel Assembly, Rear	3-24
Fig. 15 - Soft Ride Puncture Proof Tire and Wheel Assembly, Rear	3-25
Fig. 16 - Radial Tire and Wheel Assembly, Rear	3-26
Fig. 17 - Soft Ride Non-Marking Tire and Wheel Kit, Front	3-27
Fig. 18 - Soft Ride Puncture Proof Tire and Wheel Kit, Front	3-28
Fig. 19 - Bias Tire and Wheel Kit, Front	3-29
Fig. 20 - Radial Tire and Wheel Kit, Front	3-30
Fig. 21 - Documentation Group	3-31

Fig. 1 - Revolving Light Kit

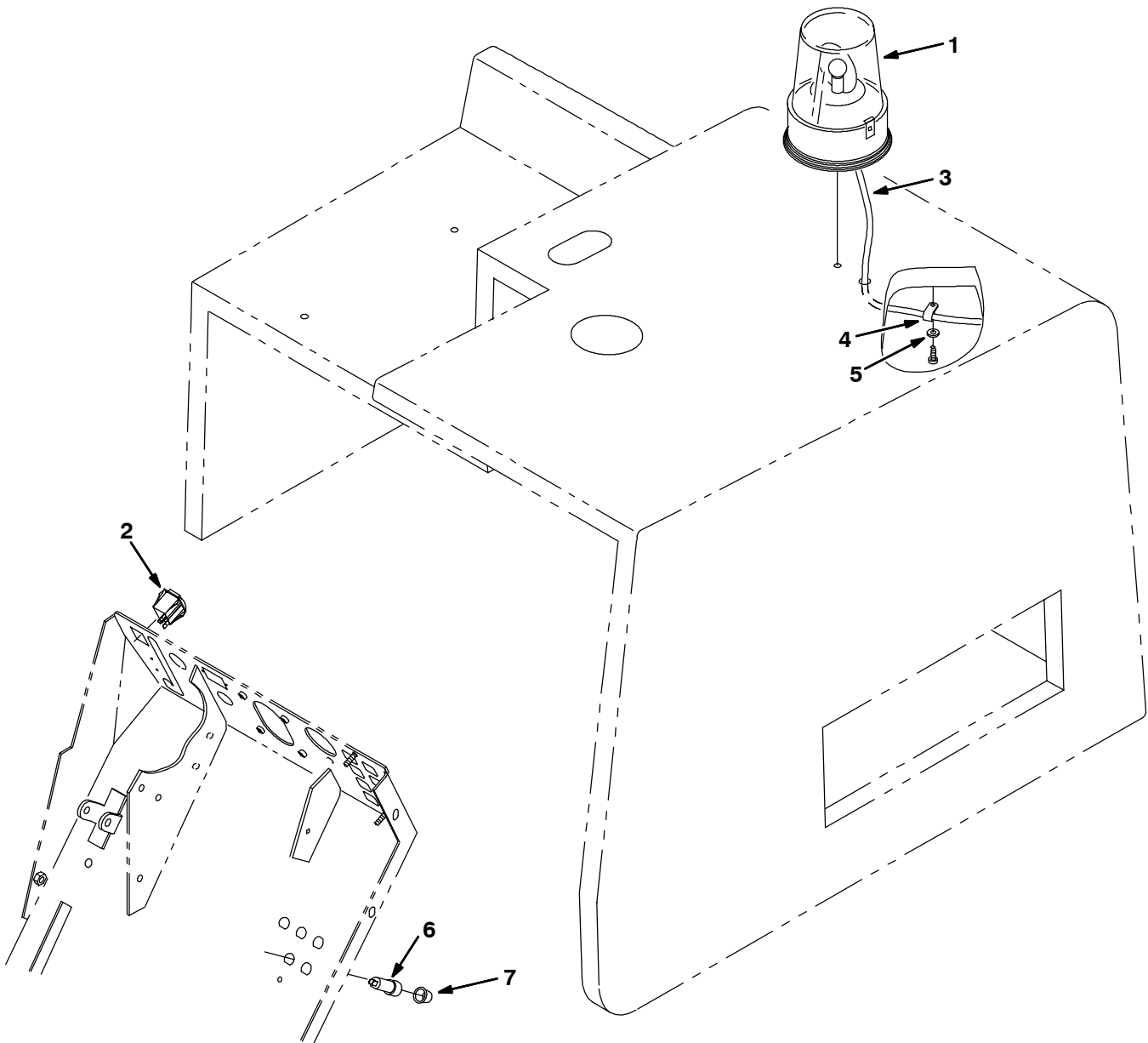


Fig. 1 - Revolving Light Kit

	Ref.	Tennant Part No.	Machine Serial Number	Description	Qty.
▽		361120	(000000-) Light Kit, Revolving, 6400	1
▲▽	1	361975	(000000-) Light, Rev.Amber 12V - Rework	1
▲▲		44681-1	(000000-) Lens, Amber	1
▲▲		45779	(000000-) Bulb	1
▲	2	360520	(000000-) Switch, Rocker, Spdt, 3 Pos	1
▲	3	360500	(000000-) Harness, Warning, Light	1
▲	4	26395-2	(000000-) Clamp-Cable, 0.38D 0.38W stl	1
▲	5	360973	(000000-) Scr-Pan 12X.50 F/Plst PI	1
▲	6	57803	(000000-) Breaker-Circuit, 15 Resetbl	1
▲	7	57751	(000000-) Boot, Circuit Breaker	1
▲		49266	(000000-) Tie, Cable 1.75D Max 7.50Lg	2
		44681	(000000-) Lens, Revolving Light, Red	1
		44681-2	(000000-) Lens, Revolving Light, Blue	1

Fig. 2 - Revolving Light Kit, Overhead Guard

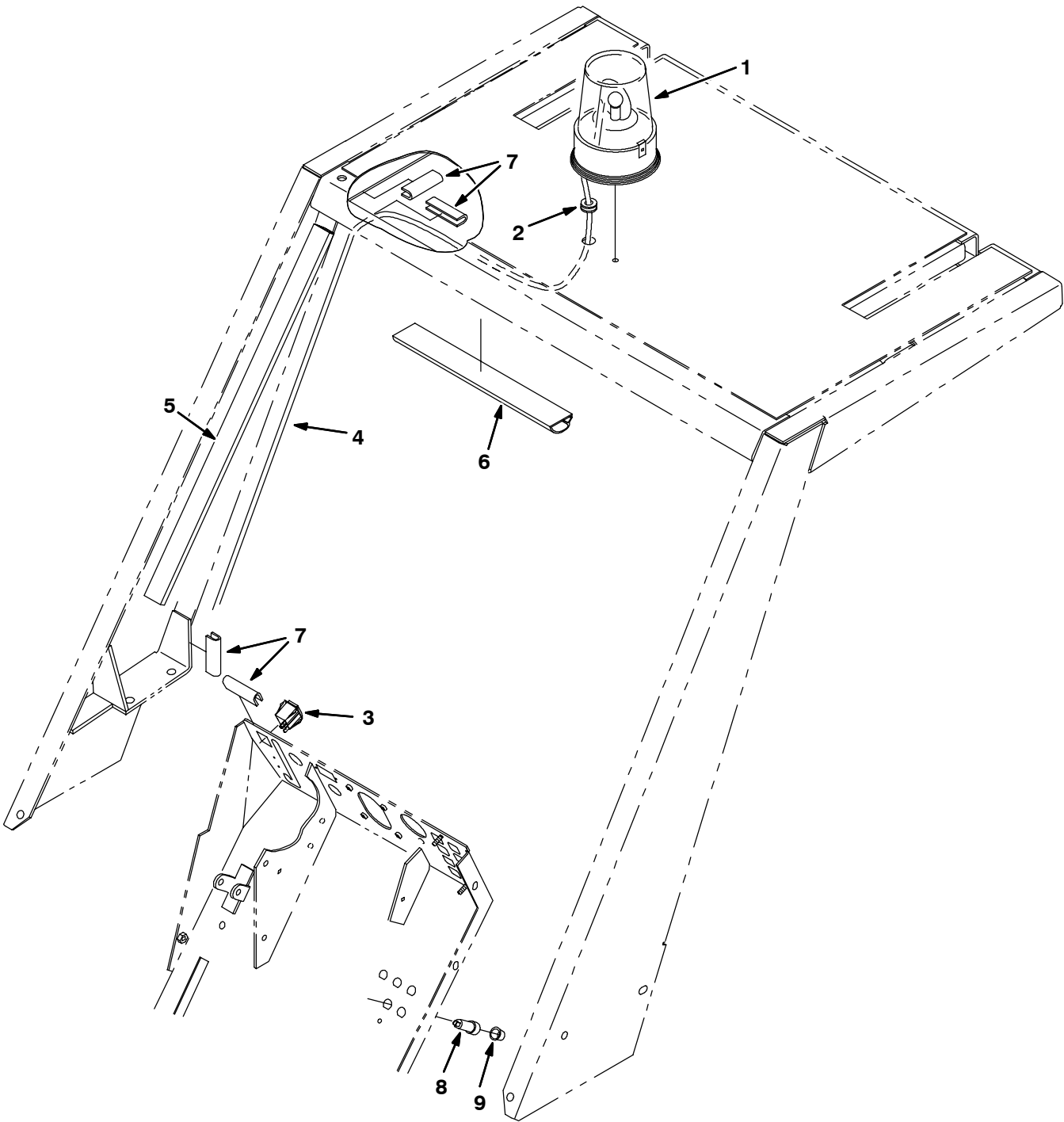


Fig. 2 - Revolving Light Kit, Overhead Guard

	Ref.	Tennant Part No.	Machine Serial Number	Description	Qty.
▽		361125	(000000-) Light Kit, Revolving, Ohg, 6400	1
▲▽	1	361975	(000000-) Light, Rev.Amber 12V - Rework	1
▲▲		44681-1	(000000-) Lens, Amber	1
▲▲		45779	(000000-) Bulb	1
▲	2	10632-12	(000000-) Grommet, Rbr, 0.38ld, For .12 Matl	1
▲	3	360520	(000000-) Switch, Rocker, Spdt, 3 Pos	1
▲	4	360504	(000000-) Harness, Warning, Light Ohg, 6400	1
▲	5	86332	(000000-) Duct, Vinyl 26.0	1
▲	6	361944	(000000-) Duct, Vinyl 14.0	1
▲	7	74068	(000000-) Molding, Trim 3/16-5/16 2.75	1
▲	8	57803	(000000-) Breaker-Circuit, 15 Resetbl	1
▲	9	57751	(000000-) Boot, Circuit Breaker	1
▲		49266	(000000-) Tie, Cable 1.75D Max 7.50Lg	2
		44681	(000000-) Lens, Revolving Light, Red	1
		44681-2	(000000-) Lens, Revolving Light, Blue	1

Fig. 3 - Backup Alarm Kit

	Ref.	Tennant Part No.	Machine Serial Number	Description	Qty.
▽		366021	(000000-) Backup Alarm Kit 6400, 12 V	1
▲	1	366024	(000000-) Harness Jumper, Backup Alarm	1
▲	2	366016	(000000-) Bracket, Alarm, Backup	1
▲▽	3	36438	(000000-) Headlight Assy	1
▲▲		36439	(000000-) Bulb	1
▲	4	61923	(000000-) Horn, Back-up Alarm	1
▲	5	50470	(000000-) Terminal, Qkdisc .25f Insf 14ga	2
▲	6	10632-9	(000000-) Grommet, Rbr, 0.56id For .13matl	1
▲	7	24576-1	(000000-) Bracket, Flasher	1
▲	8	24576	(000000-) Flasher, 12v	1
▲	9	43673	(000000-) Switch, 6-12v, Momentary On	1
▲	10	43672	(000000-) Sprg, Tens,0.38Odx.04wire 1.0L	1
▲	11	28499-1	(000000-) Chain, Sah#35 , 4Links, Cad 2.37	1
▲	12	366025	(000000-) Sleeve, blk Vinyl, .37555 I.D.	1
▲	13	26395-2	(000000-) Clamp-Cable, 0.38D 0.38W Stl	2
▲	14	360973	(000000-) Scr-pan 12 x .50 F/plst PI	2
▲	15	49266	(000000-) Tie, Cable 1.75d Max 7.50lg	5
▲	16	50616	(000000-) Seal, Foam Vyl, .38 .75w 7.3L	1
▲	17	10632-18	(000000-) Grommet, Rbr, 0.69id, For .25matl	1
▲	18	57803	(000000-) Breaker-Circuit, 15 Resetbl	1
▲	19	57751	(000000-) Boot, Circuit Breaker	1

Fig. 4 - Hopper Door Closed Light Kit

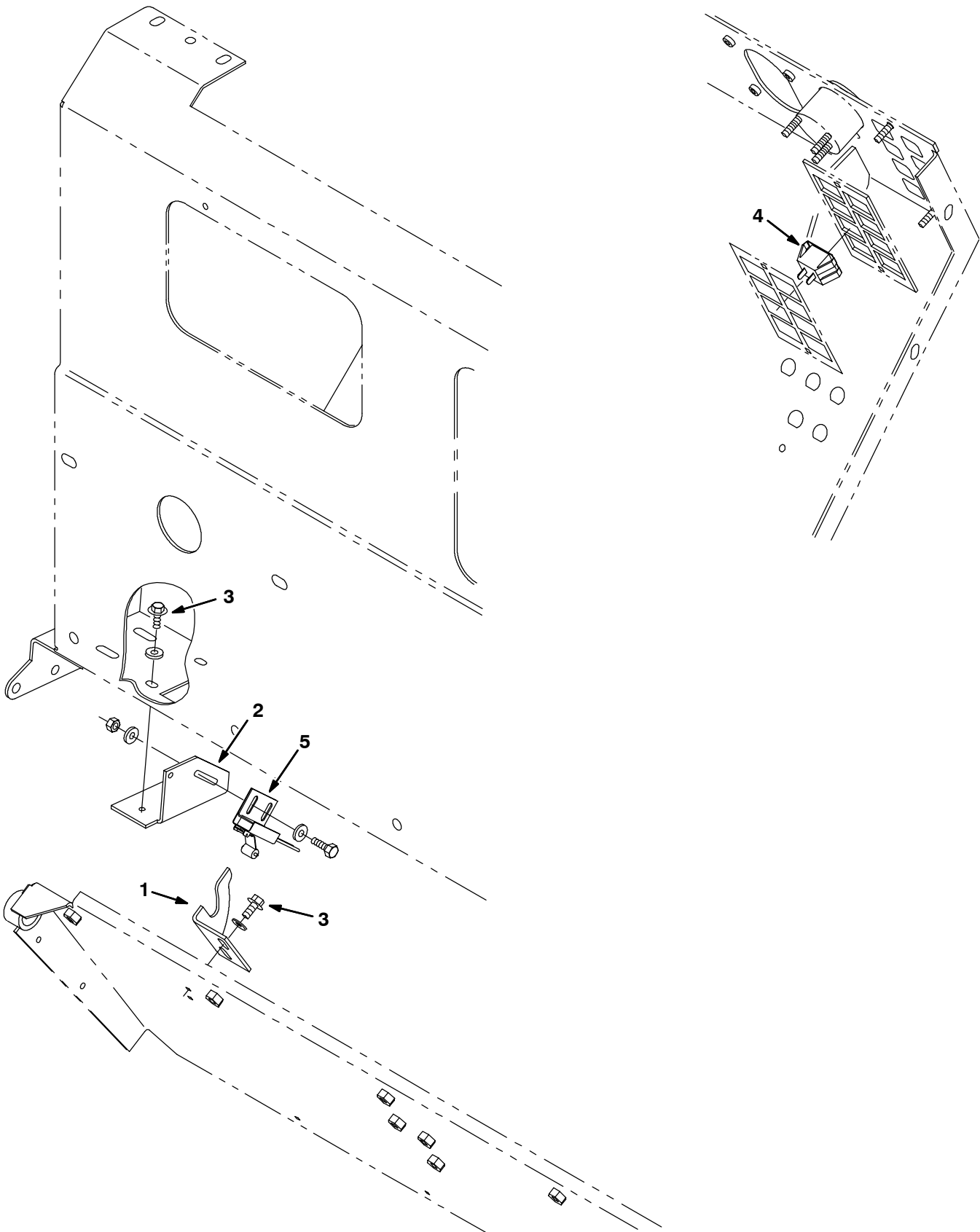


Fig. 4 - Hopper Door Closed Light Kit

	Ref.	Tennant Part No.	Machine Serial Number	Description	Qty.
▽		361288	(000000-) Hopper Door Light Kit, 12V	1
▲	1	361140	(000000-) Bracket, Door, Indicator	1
▲	2	361141	(000000-) Bracket, Door, Indicator	1
▲	3	74455	(000000-) Scr-Hx Fmgm 6X1.0 12	4
▲	4	361075	(000000-) Lamp, Indicator 12 Volt	1
▲	5	59965	(000000-) Switch, Roller	1

Fig. 5 - Overhead Guard Kit

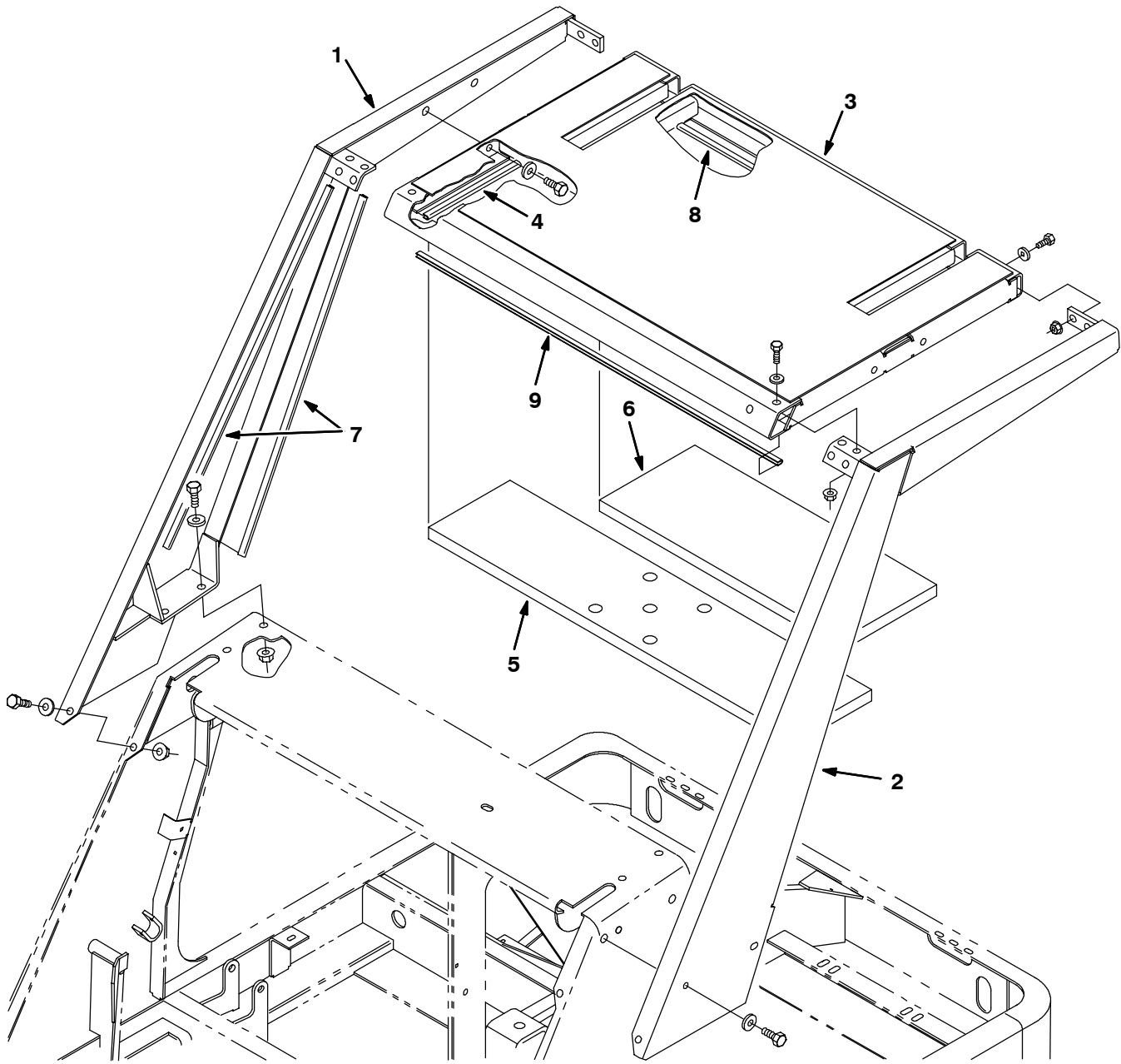


Fig. 5 - Overhead Guard Kit

	Ref.	Tennant Part No.	Machine Serial Number	Description	Qty.
▽		360839	(000000-) Guard Kit, Overhead	1
▲	1	360795	(000000-) Channel Wldt, Ohg, Rh	1
▲	2	360798	(000000-) Channel Wldt, Ohg, Lh	1
▲	3	360962	(000000-) Panel Wldt, Top, Ohg	1
▲	4	48763	(000000-) Molding, Trim 3/16-5/16 10.0	2
▲	5	361284	(000000-) Insulation S/Foam	1
▲	6	361285	(000000-) Insulation S/Foam	1
▲	7	361671	(000000-) Molding, Trim, Leather, Black	2
▲	8	361672	(000000-) Molding, Trim, Leather, Black	1
▲	9	361673	(000000-) Molding, Trim, Leather, Black	1

Fig. 6 - Severe Environment Indicator Kit

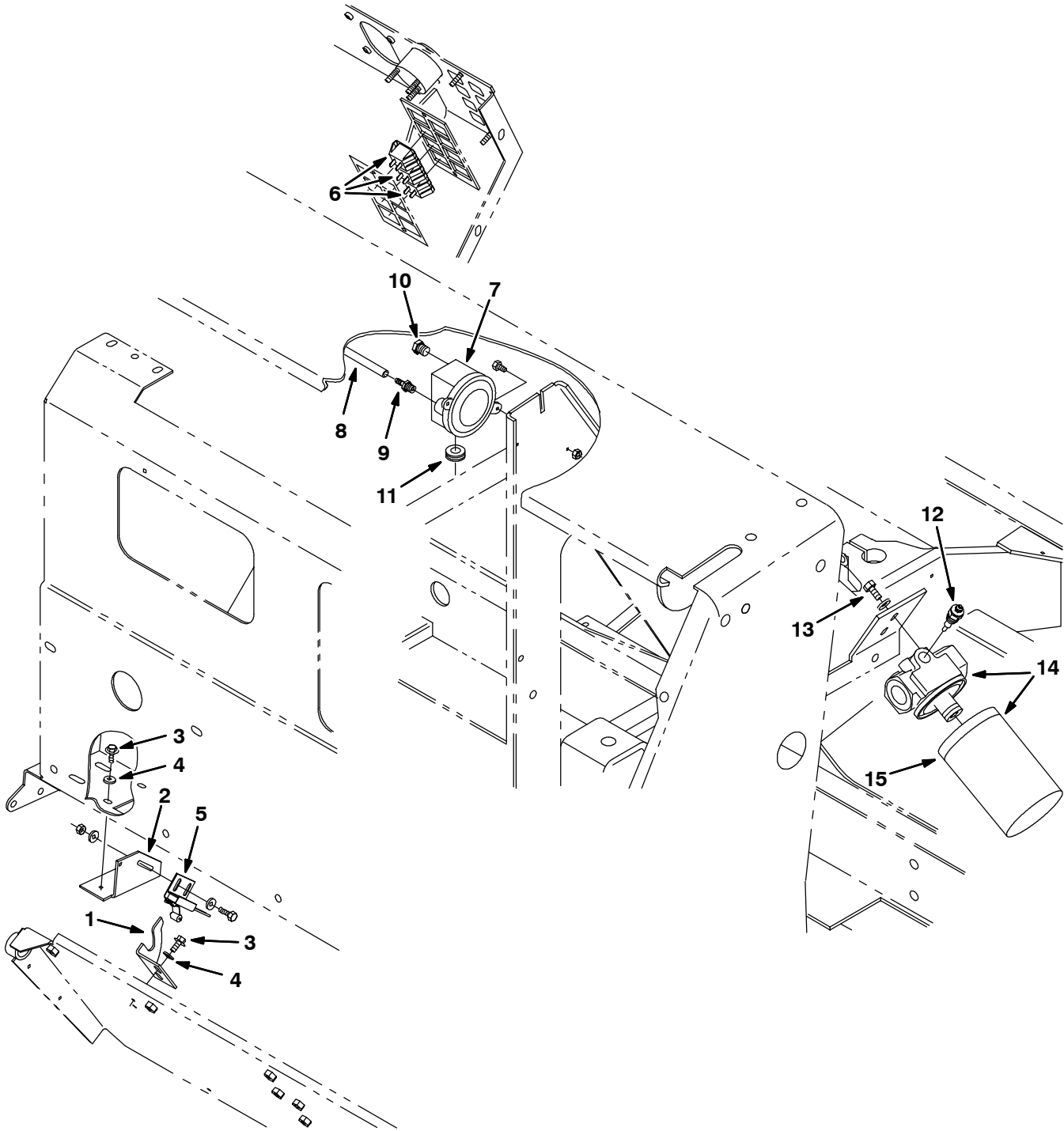


Fig. 6 - Severe Environment Indicator Kit

	Ref.	Tennant Part No.	Machine Serial Number	Description	Qty.
▽		361148	(000000-) Indicator Kit, 12V	1
▲	1	361140	(000000-) Bracket, Door, Indicator	1
▲	2	361141	(000000-) Bracket, Door, Indicator	1
▲	3	74455	(000000-) Scr-Hx Fmgm 6X1.0 12	4
▲	4	01684	(000000-) Washer Flt .25 Ss	4
▲	5	59965	(000000-) Switch, Roller	1
▲	6	361075	(000000-) Lamp, Indicator 12 Volt	3
▲	7	39924	(000000-) Switch, Pressure	1
▲	8	39780-2	(000000-) Hose, Vacuum .16 Id X 54.0 Lg	1
▲	9	40607	(000000-) Ftg,Brass,St Bm03/Pm02	1
▲	10	82739	(000000-) Ftg, Breather	1
▲	11	10632-4	(000000-) Grommet,Rbr,0.62ld,For .06Matl	1
▲	12	65222	(000000-) Sender, Filter, Hydraulic	1
▲	13	42384	(000000-) Scr Hexss.38-16X0.62	4
▲▽	14	10664	(000000-) Filter Assy, Spin-On	1
▲▲	15	65221	(000000-) Element, Filter	1

Fig. 7 - Side Brush Dust Control Kit

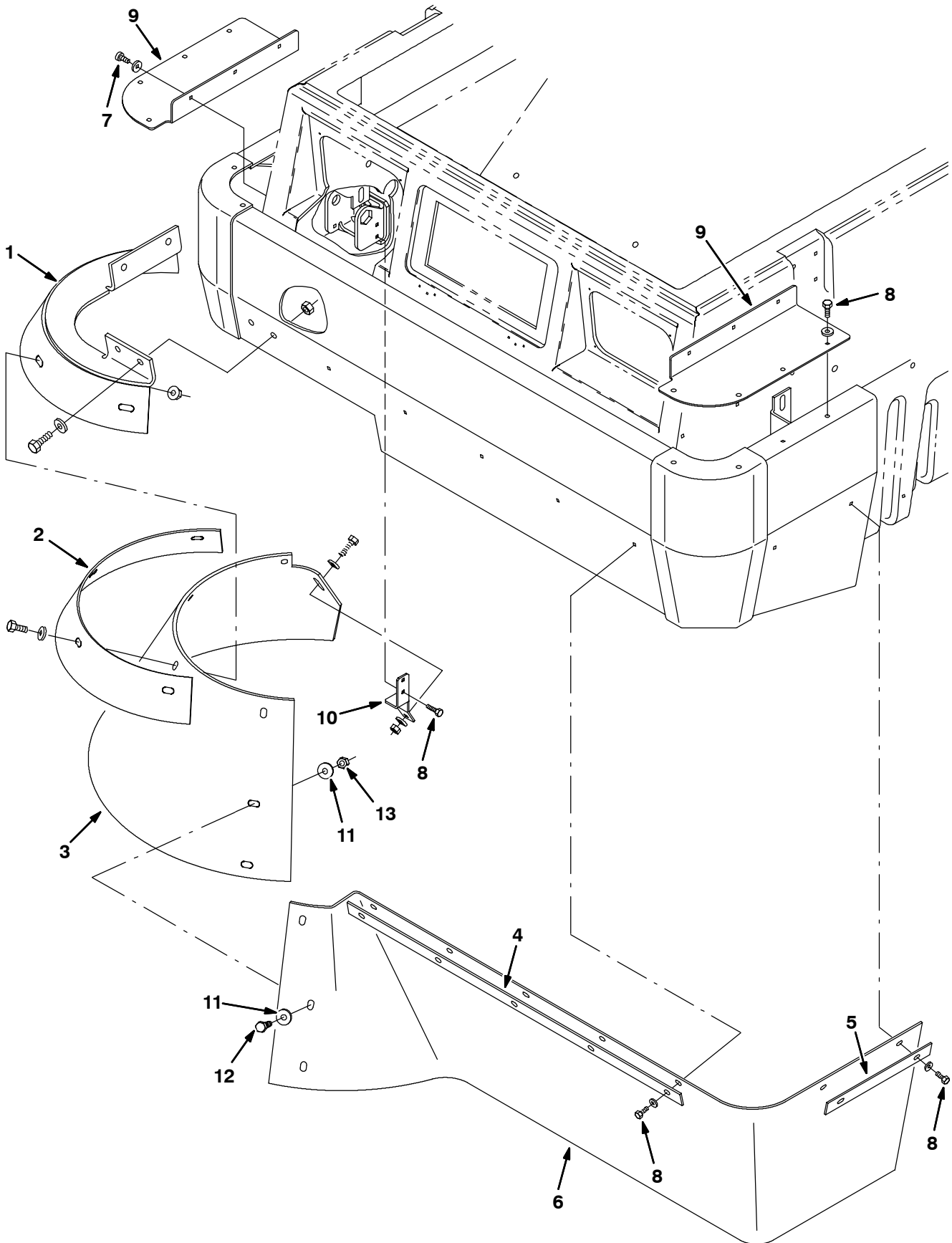
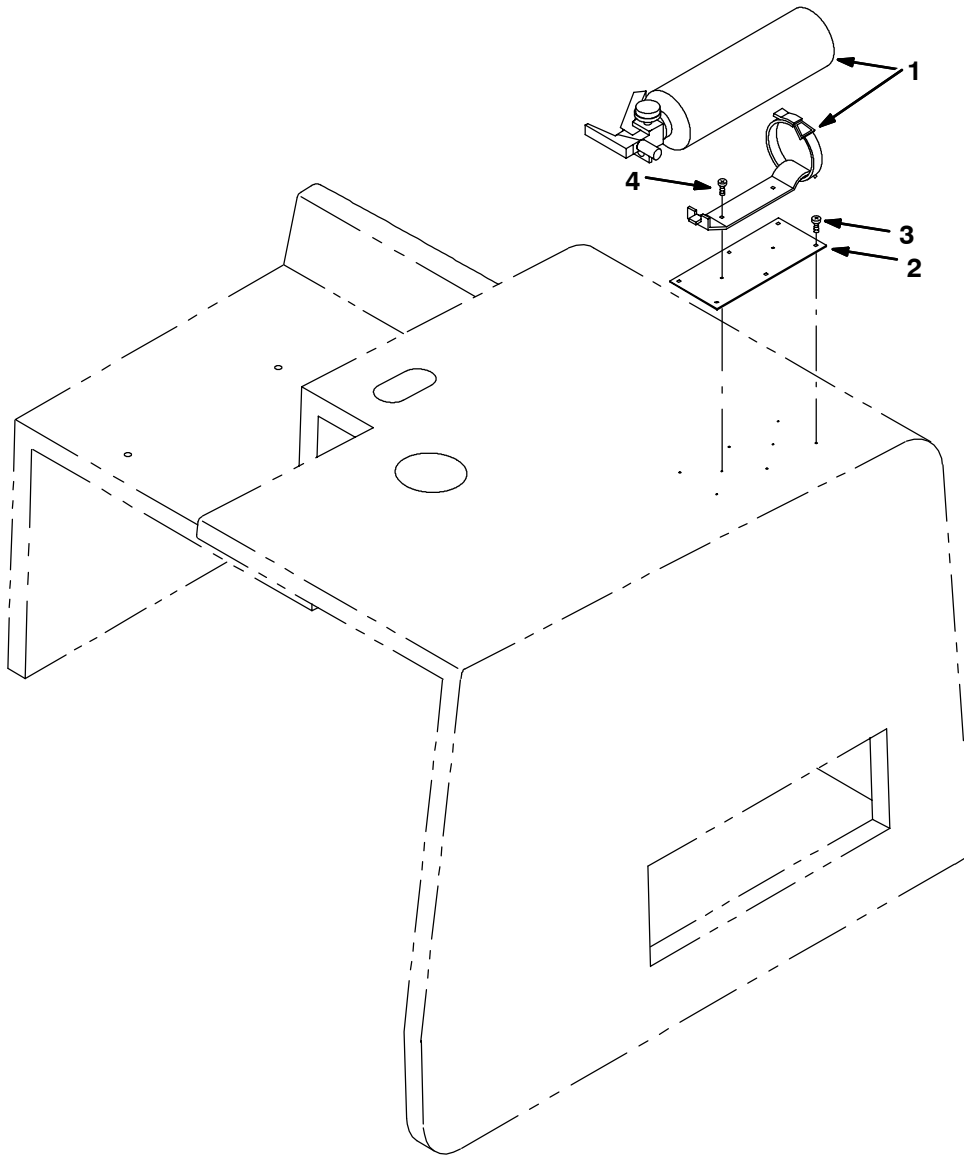


Fig. 7 - Side Brush Dust Control Kit

	Ref.	Tennant Part No.	Machine Serial Number	Description	Qty.
▽		361268	(000000-) Dust Control Kit, Side Brush	1
▲	1	360883	(000000-) Bracket Wldt, Sbdc	1
▲	2	361292	(000000-) Strip, Retainer, Sbdc	1
▲	3	360933	(000000-) Skirt, Sbdc	1
▲	4	361330	(000000-) Strip, Retainer, Sbdc	1
▲	5	361331	(000000-) Strip, Retainer, Sbdc	1
▲	6	361332	(000000-) Skirt, Front, Sbdc	1
▲	7	360943	(000000-) Scr-Pan 10-14X0.75 F/Plst Pl	6
▲	8	12459	(000000-) Scr-Hxfmg M6X1.0 20 Pltd	17
▲	9	361329	(000000-) Seal, Sbdc	2
▲	10	361670	(000000-) Bracket, Sbdc	1
▲	11	41178	(000000-) Washer-Flt .25 Fender Pltd	4
▲	12	12277	(000000-) Scr-Hexss M6x1.0 Reg SS	2
▲	13	08712	(000000-) Nut-Hxlocnyln M6x1.0 Reg ss	2

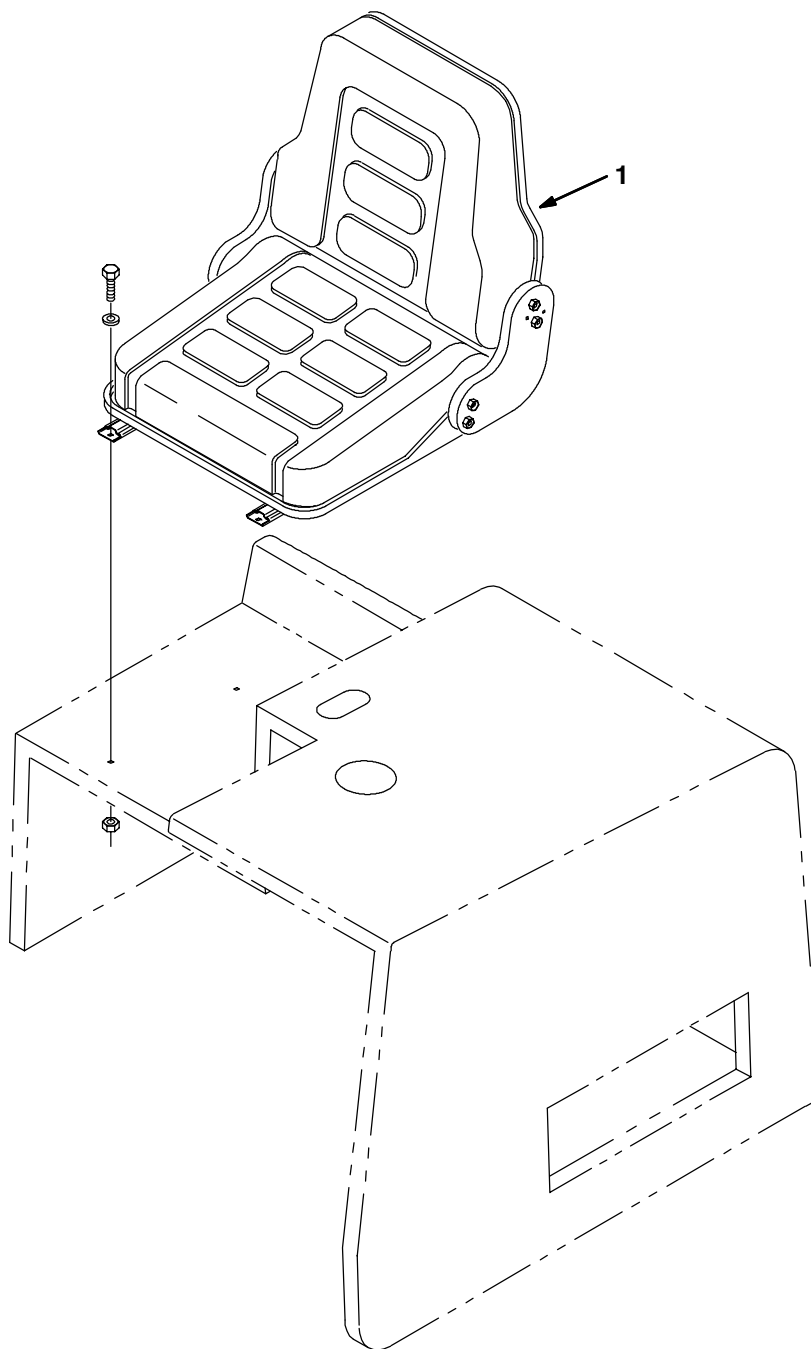
Fig. 8 - Fire Extinguisher Kit



350035 - ALL

Ref.	Tennant Part No.	Machine Serial Number	Description	Qty.
▽	361211	(000000-) Extinguisher Kit, Fire 6400	1
▲ 1	25312	(000000-) Extinguisher, Fire	1
▲ 2	361210	(000000-) Plate, Fire Ext Mtg	1
▲ 3	360973	(000000-) Scr-Pan 12 X.50 F/Plst PI	6
▲ 4	02863	(000000-) Scr-Pnfmg 10 X 0.75 Type Ab	2

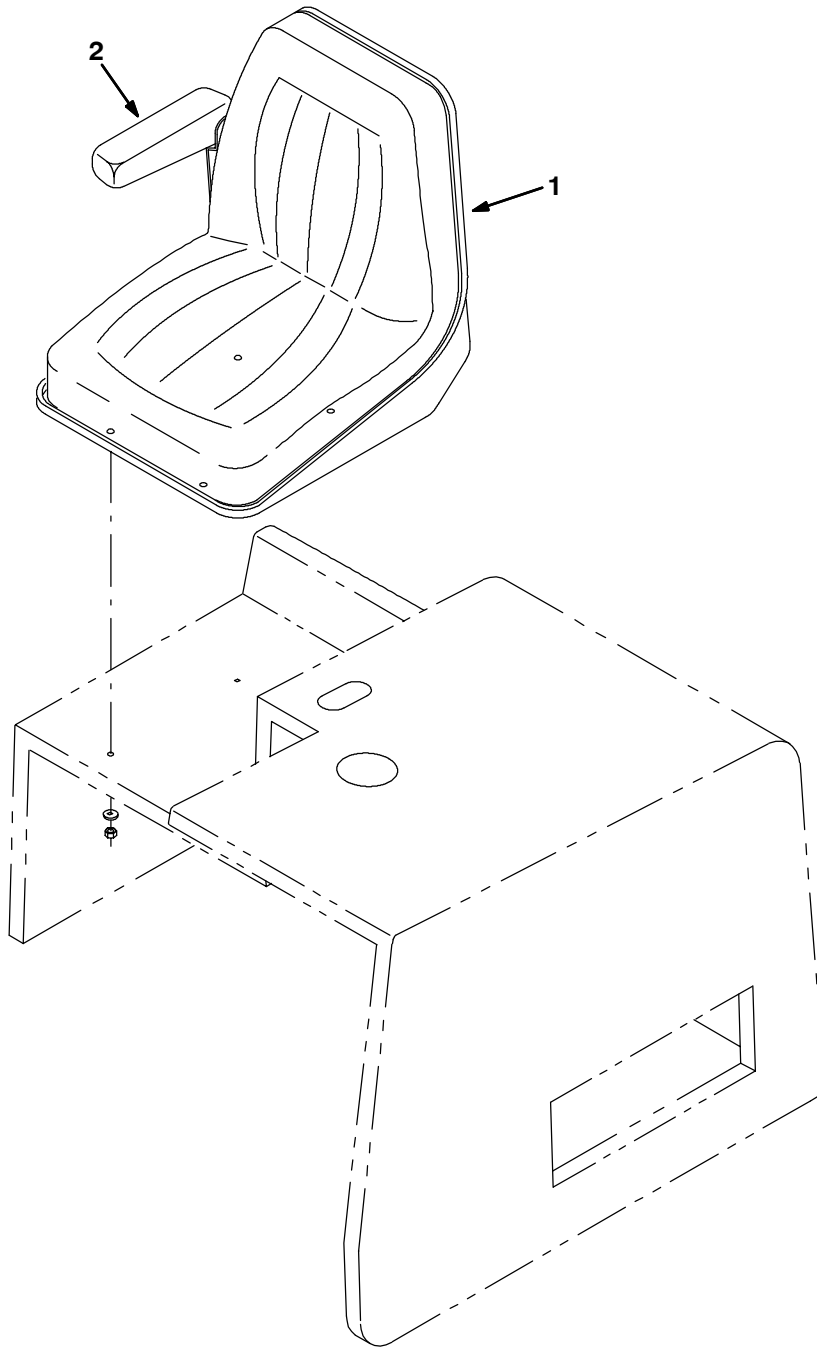
Fig. 9 - Deluxe Suspension Seat Group



350031 - ALL

Ref.	Tennant Part No.	Machine Serial Number	Description	Qty.
1	361146	(000000-) Seat, Grammer	1

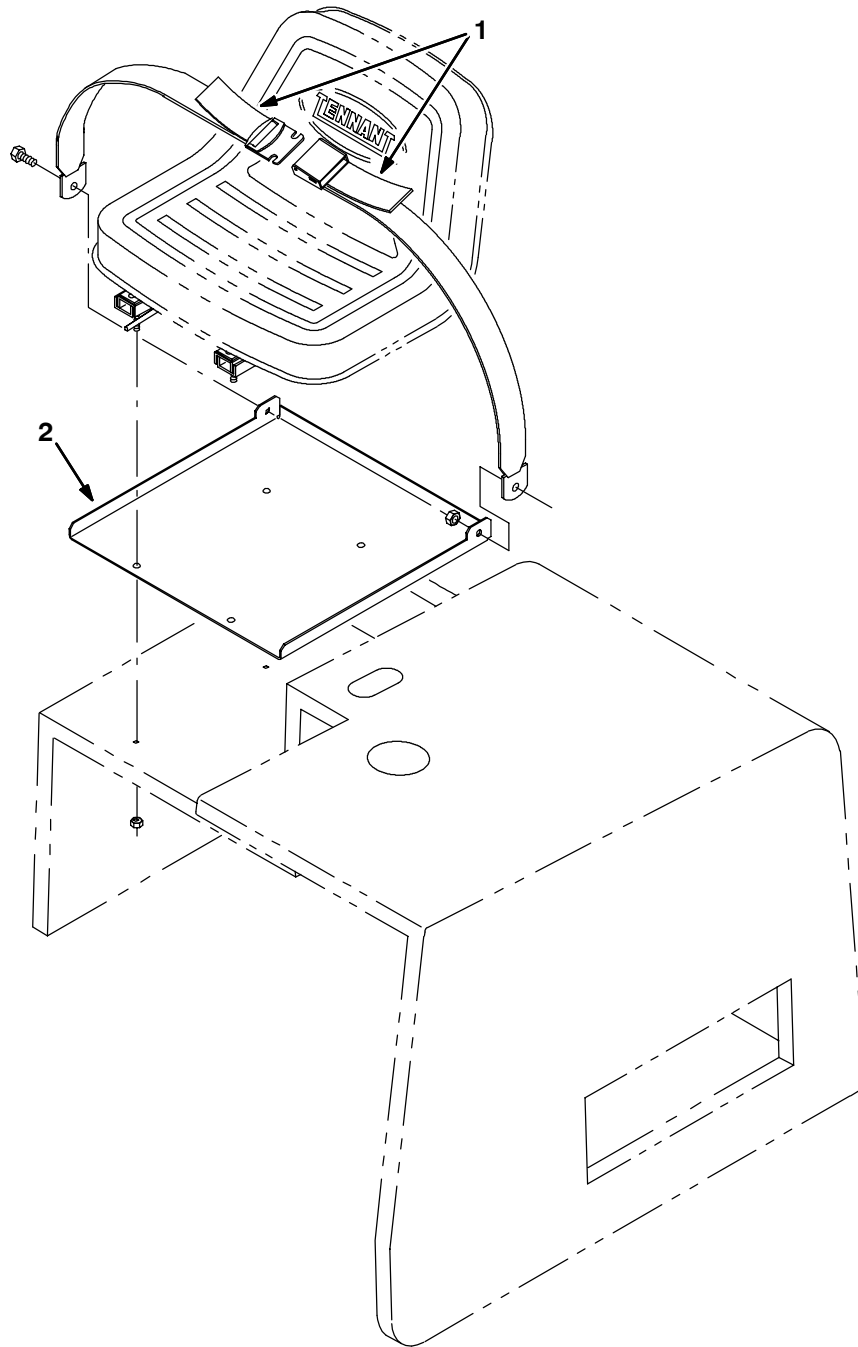
Fig. 10 - High Back Seat Group



350029 - ALL

	Ref.	Tennant Part No.	Machine Serial Number	Description	Qty.
▽	1	77235	(000000-) Seat, Michigan	1
▲	2	369810	(000000-) Replacement Kit, Armrest	1

Fig. 11 - Seat Belt Kit



350033 -ALL

Ref.	Tennant Part No.	Machine Serial Number	Description	Qty.
▽	360932	(000000-) Seat Belt Kit	1
▲ 1	30533	(000000-) Belt, Seat	1
▲ 2	360630	(000000-) Plate, Mtg, Seat Belt	1

Fig. 12 - Vacuum Wand Kit

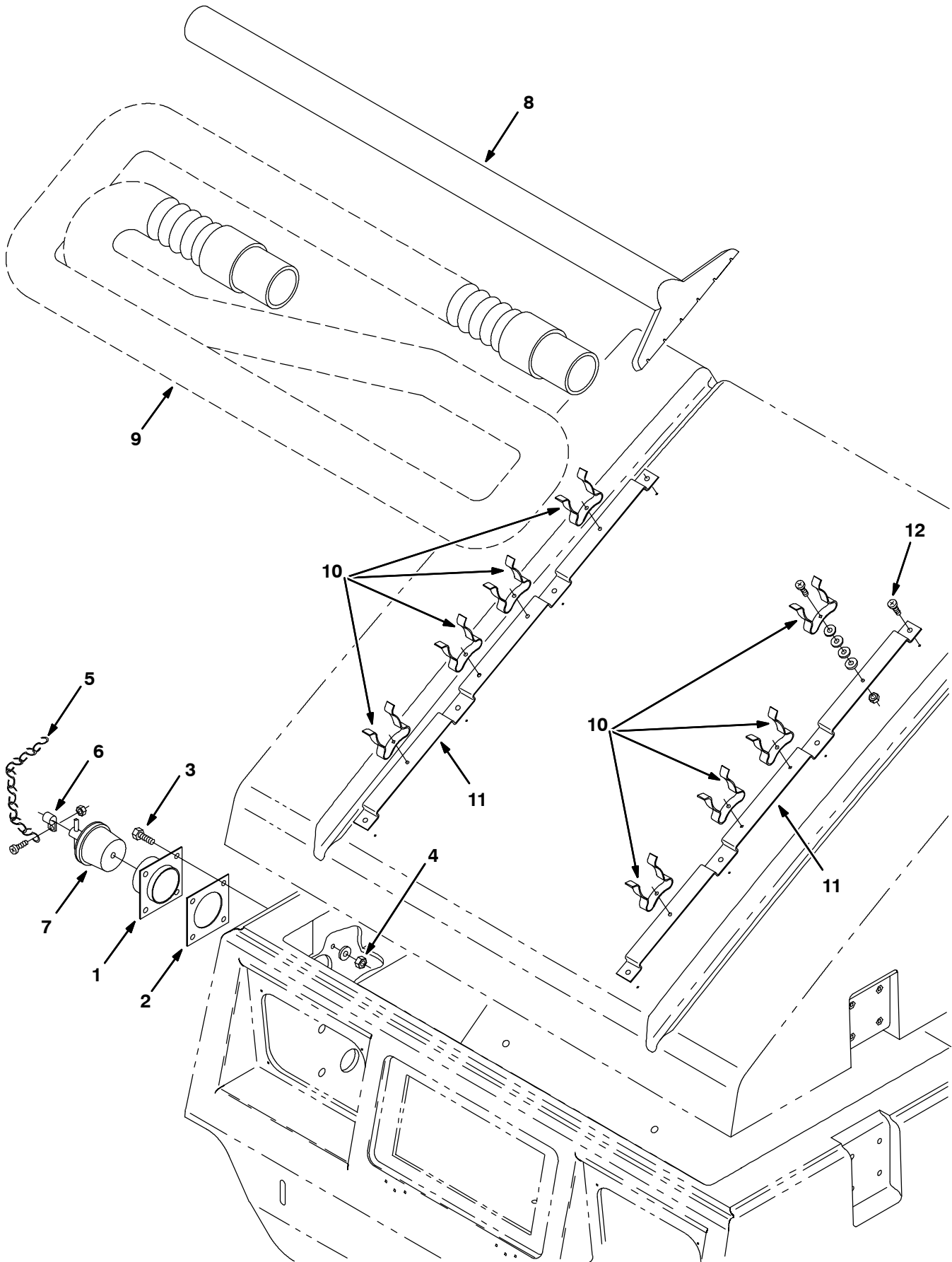


Fig. 12 - Vacuum Wand Kit

	Ref.	Tennant Part No.	Machine Serial Number	Description	Qty.
▽		360915	(000000-) Wand Kit, Vac, 6400 Line	1
▲	1	360912	(000000-) Adaptor Wldt, Vac Wand	1
▲	2	55965	(000000-) Seal, Vac Wand	1
▲	3	09007	(000000-) Scr Hexssm 6X1.0 25	4
▲	4	08712	(000000-) Nut Hxlocnyln M 6X1.0 Reg Ss	4
▲	5	44166	(000000-) Chain,Jack#12, 6Links,Znc	1
▲	6	26395-2	(000000-) Clamp-Cable, 0.38Dia 0.38Wth	1
▲	7	42124	(000000-) Plug, Drain	1
▲	8	54012	(000000-) Wand	1
▲	9	54009	(000000-) Hose&2Cuff Assy,Vinyl2.0ld10Ft	1
▲	10	67004	(000000-) Clip-Finger Grip	8
▲	11	360938	(000000-) Bracket, Vac Wand	2
▲	12	360943	(000000-) Scr-Pan 10-14X0.75 F/Plst PI	8

Fig. 13 - Light Kit

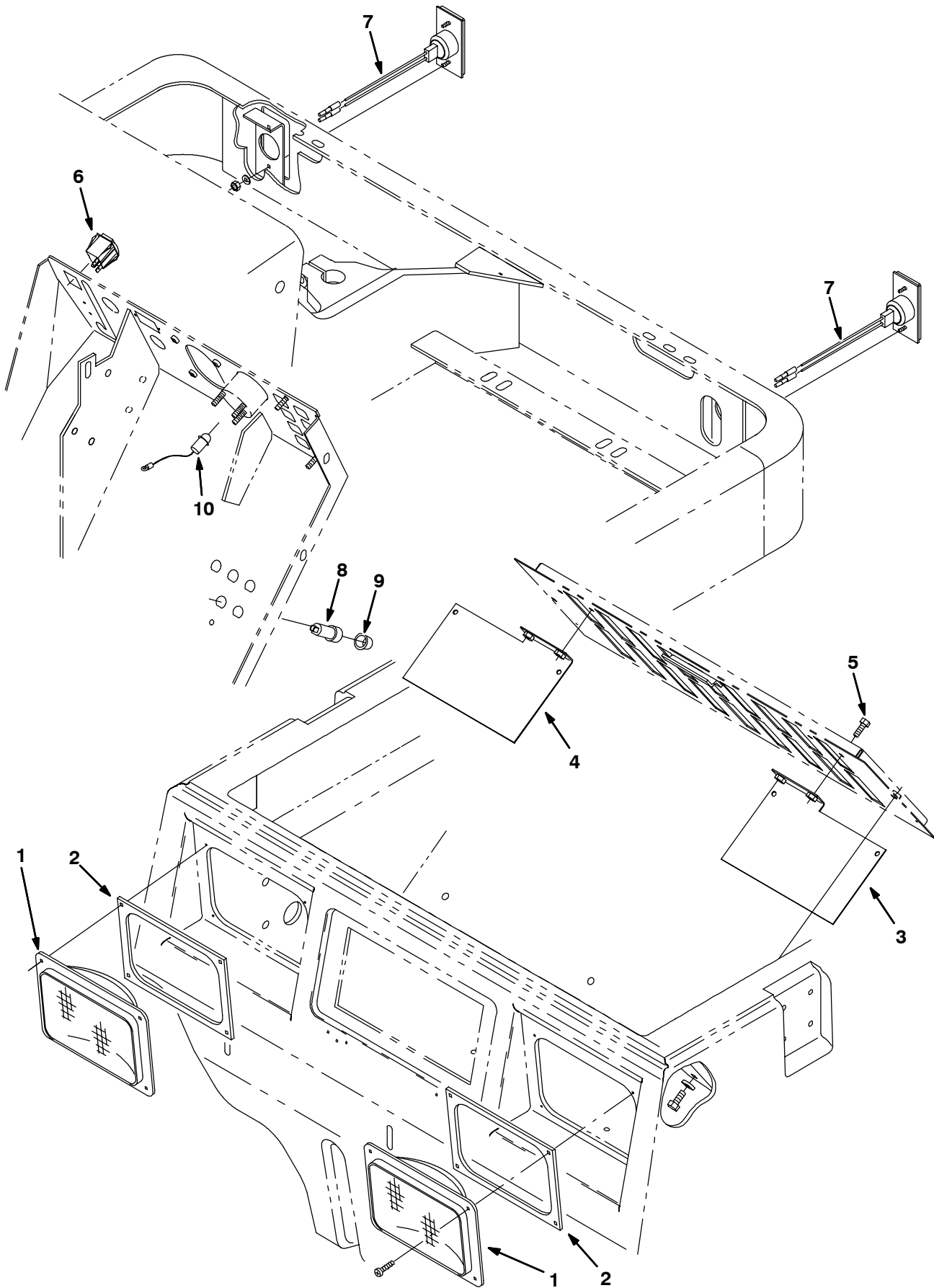
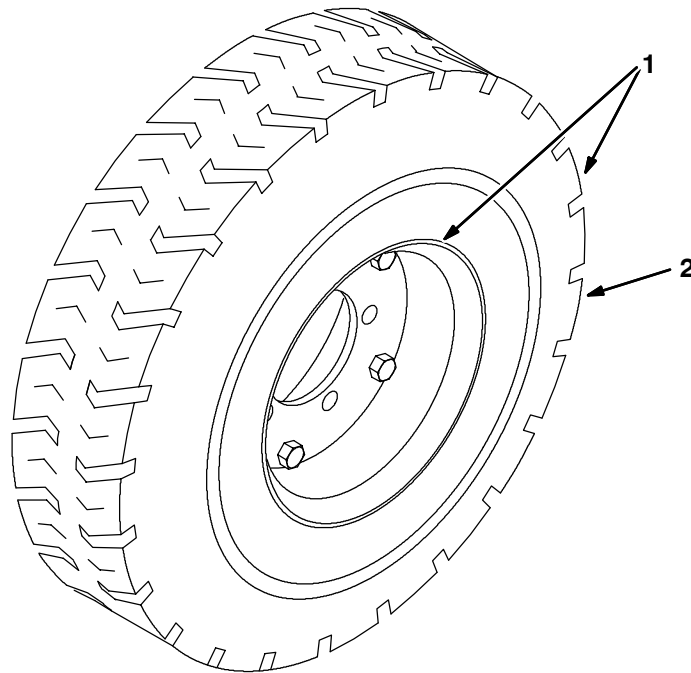


Fig. 13 - Light Kit

	Ref.	Tennant Part No.	Machine Serial Number	Description	Qty.
▽		360948	(000000-) Headlight Kit, 12V, 6400 Line	1
▲▽	1	360822	(000000-) Headlight Assy 12V	2
▲▲		45779	(000000-) Bulb	1
▲	2	360604	(000000-) Seal, Headlight	2
▲	3	360909	(000000-) Plate, Cover, Headlight, Lh	1
▲	4	360910	(000000-) Plate, Cover, Headlight, Rh	1
▲	5	15678	(000000-) Screw Hexssm 6X1.0	4
▲	6	360521	(000000-) Switch, Rocker, Spdt, 2 Pos	1
▲▽	7	87346	(000000-) Light Assy Tail	2
▲▲		87948	(000000-) Bulb, 12V .27A 2Cp #194	1
▲▲		87949	(000000-) Socket Assy	1
▲	8	57803	(000000-) Breaker-Circuit, 15A Resetable	1
▲	9	57751	(000000-) Boot,Circuit Breaker	1
▲	10	60752	(000000-) Light Inst/cir 12v	1

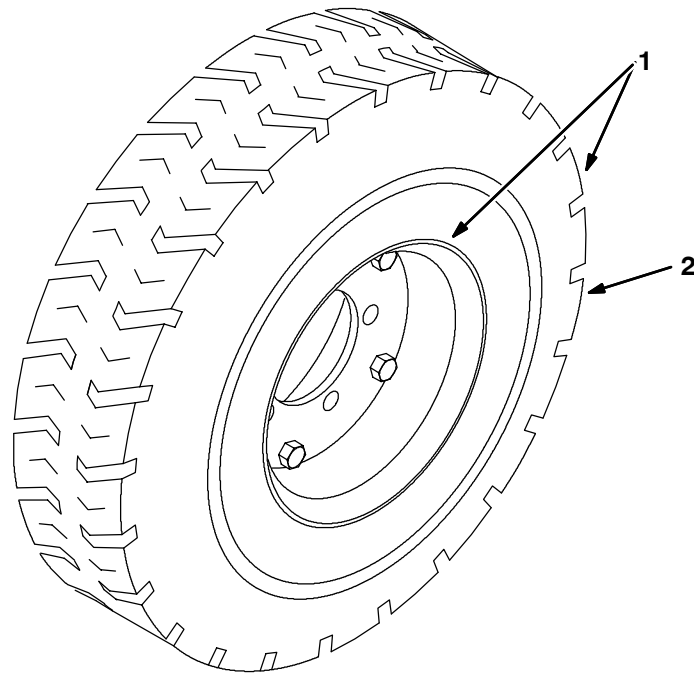
Fig. 14 - Soft Ride Non-Marking Tire and Wheel Assembly, Rear



350173 - IC

	Ref.	Tennant Part No.	Machine Serial Number	Description	Qty.
▽	1	360295	(000000-)	Tire and Wheel Assembly, Non-Marking Solid	1
▲	2	360163	(000000-)	Tire, 4.00X8-3.75 Sol. Non-Mark	1

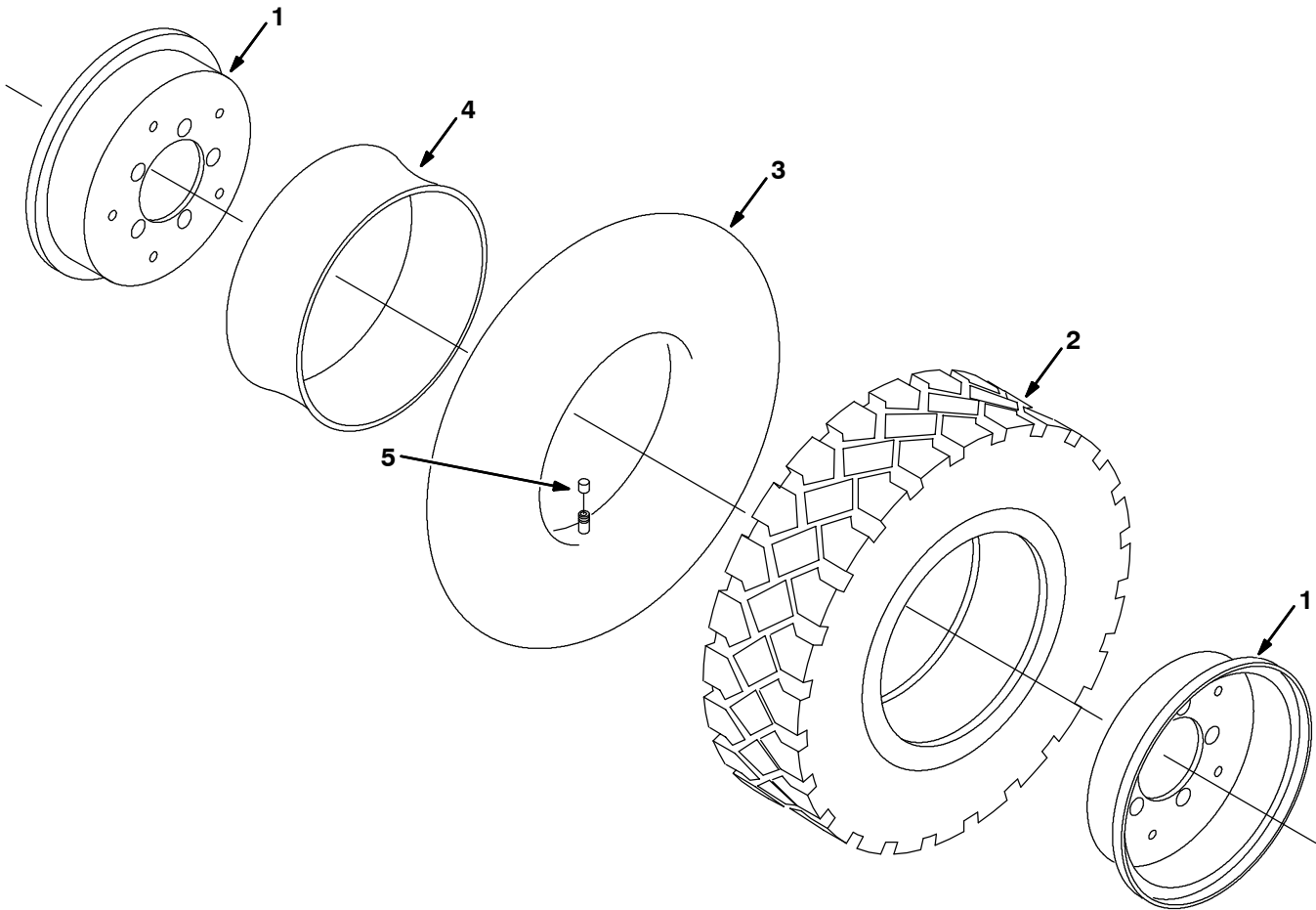
Fig. 15 - Soft Ride Puncture Proof Tire and Wheel Assembly, Rear



350173 - IC

	Ref.	Tennant Part No.	Machine Serial Number	Description	Qty.
▽	1	360296	(000000-)	Tire and Wheel Assy 4.00-8 Solid	1
▲	2	360162	(000000-)	Tire, 4.00X8-3.75 Solid	1

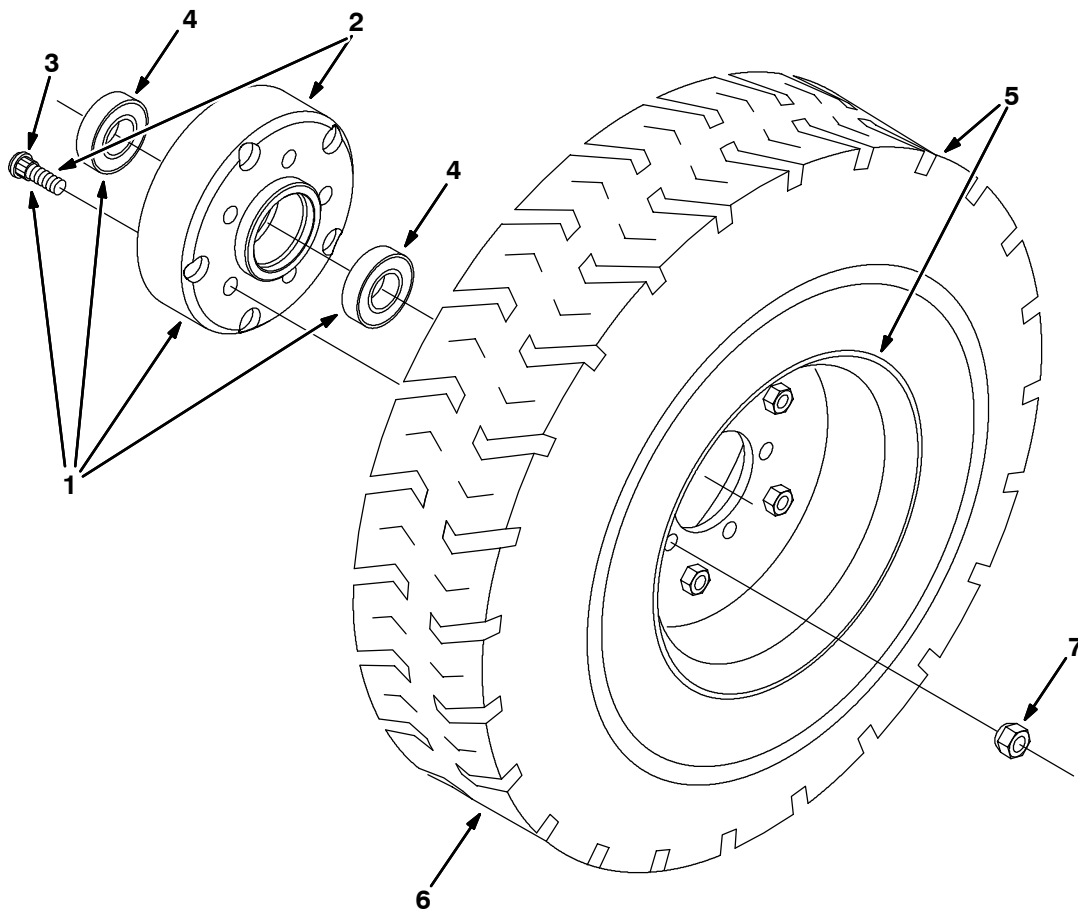
Fig. 16 - Radial Tire and Wheel Assembly, Rear



10932 - IC

Ref.	Tennant Part No.	Machine Serial Number	Description	Qty.
▽	361069	(000000-) Tire and Wheel Assembly 16X6 RS Radial	1
▲ 1	366104	(000000-) Rim Assembly	1
▲▽	366093	(000000-) Tire, Tube & Flap Assy	1
▲▲ 2	360300	(000000-) Tire, 150/75R8 Pneumatic	1
▲▲ 3	361077	(000000-) Tube, Tire-Inner 16X6-8	1
▲▲ 4	366092	(000000-) Flap, Tire 2F 500	1
▲ 5	45786	(000000-) Cap, Valve Stem	1

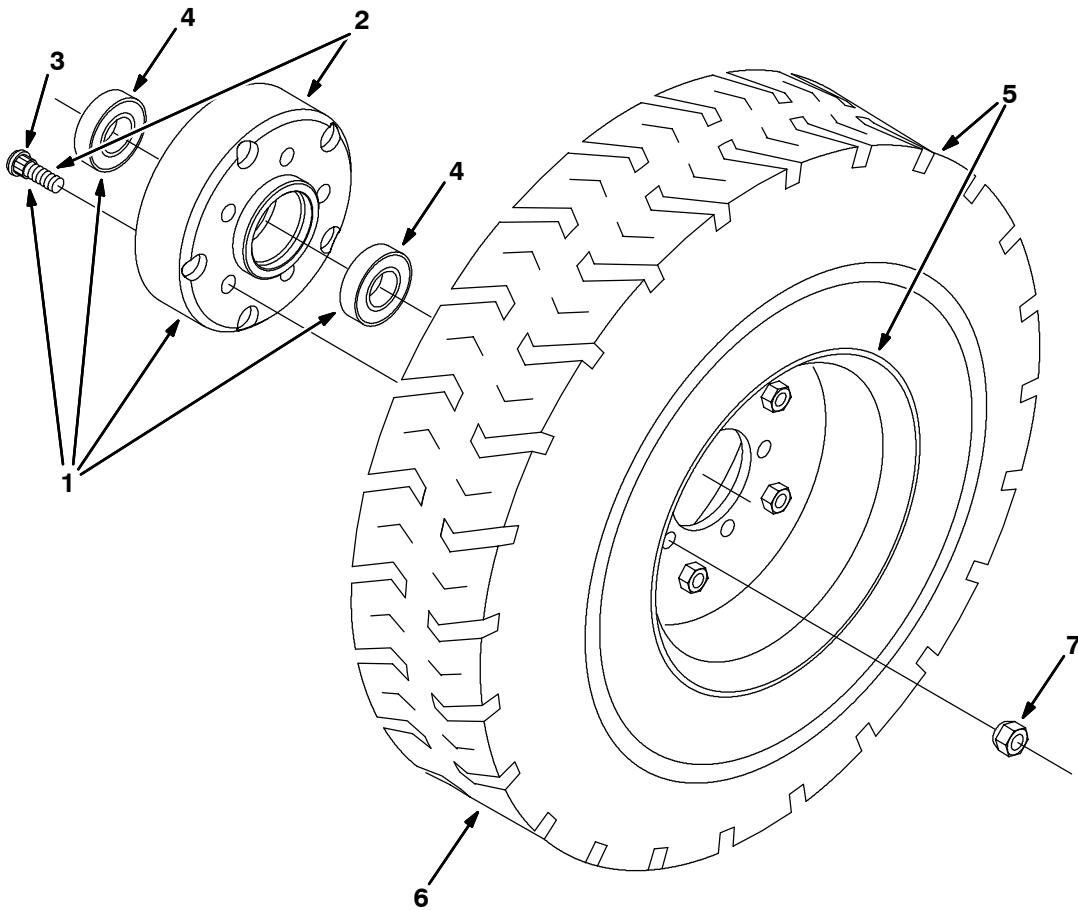
Fig. 17 - Soft Ride Non-Marking Tire and Wheel Kit, Front



352043 - IC

Ref.	Tennant Part No.	Machine Serial Number	Description	Qty.
▽	366119	(000000-) Wheel and Tire Kit, Non-Mark Solid, Front	1
▲▽	1 366107	(000000-) Hub Assembly	2
▲▲	2 375001	(000000-) Hub, Wheel w/studs	1
▲▲	3 32126	(000000-) Stud, Wheel .50-20 X 1.50	5
▲▲	4 360074	(000000-) Bearing, Ball, 1.18B 2.44D 0.6	2
▲▽	5 366118	(000000-) Tire Assembly, Non-Mark - Rework	2
▲▲	6 360163	(000000-) Tire, 4.00 X 8-3.75 Sol. Non-Mark	1
▲	7 24339	(000000-) Nut-Wheel .50-20 60 Angle	1

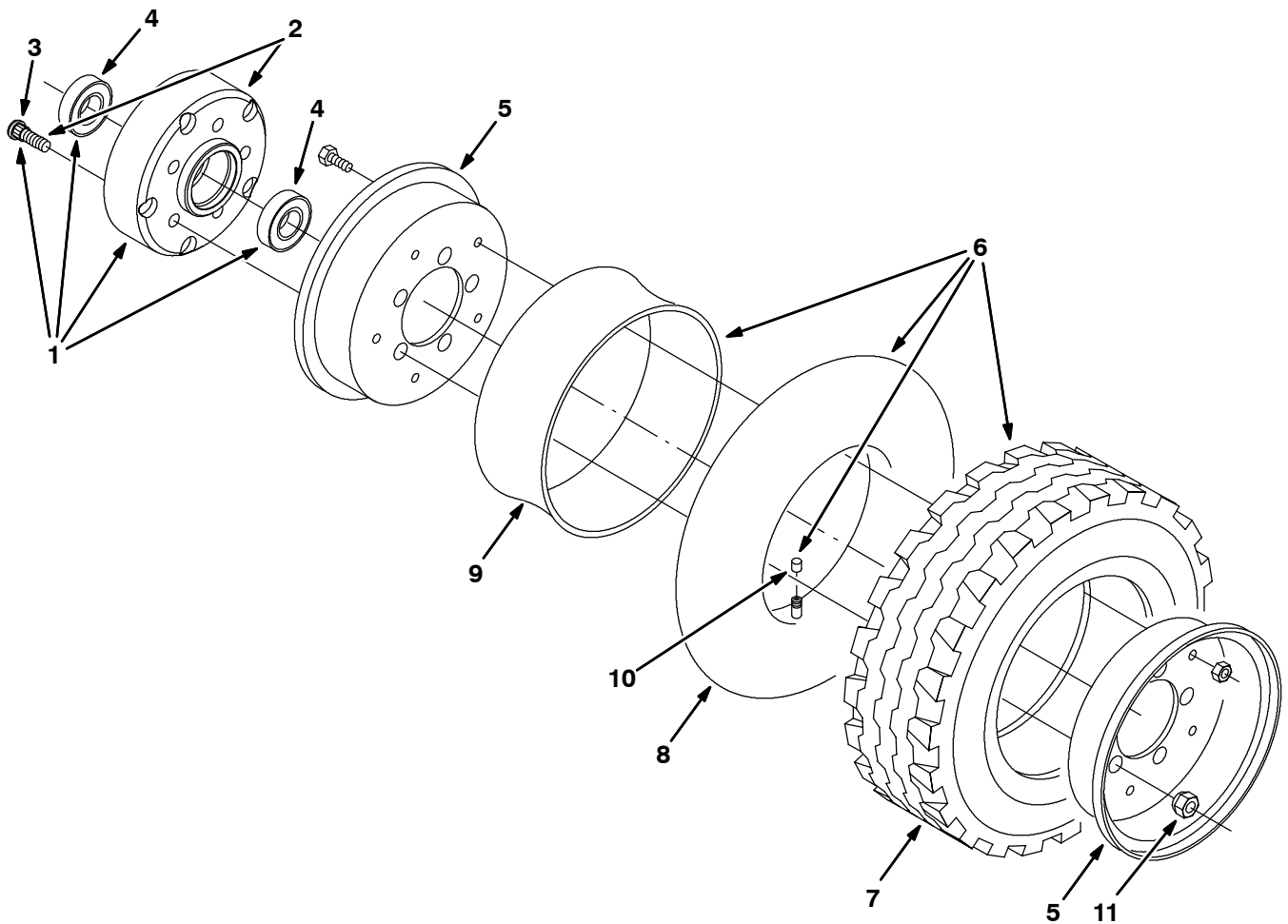
Fig. 18 - Soft Ride Puncture Proof Tire and Wheel Kit, Front



352043 - IC

Ref.	Tennant Part No.	Machine Serial Number	Description	Qty.
▽	366116	(000000-) Wheel and Tire Kit, Soft Ride, Front	1
▲▽	1 366107	(000000-) Hub Assembly	2
▲▲	2 375001	(000000-) Hub, Wheel w/studs	1
▲▲	3 32126	(000000-) Stud, Wheel .50-20 X 1.50	5
▲▲	4 360074	(000000-) Bearing, Ball, 1.18B 2.44D 0.6	2
▲▽	5 366117	(000000-) Tire, Assembly, Soft Ride - Rework	2
▲▲	6 360162	(000000-) Tire, 4.00 X 8-3.75 Sol. Non-Mark	1
▲	7 24339	(000000-) Nut-Wheel .50-20 60 Angle	1

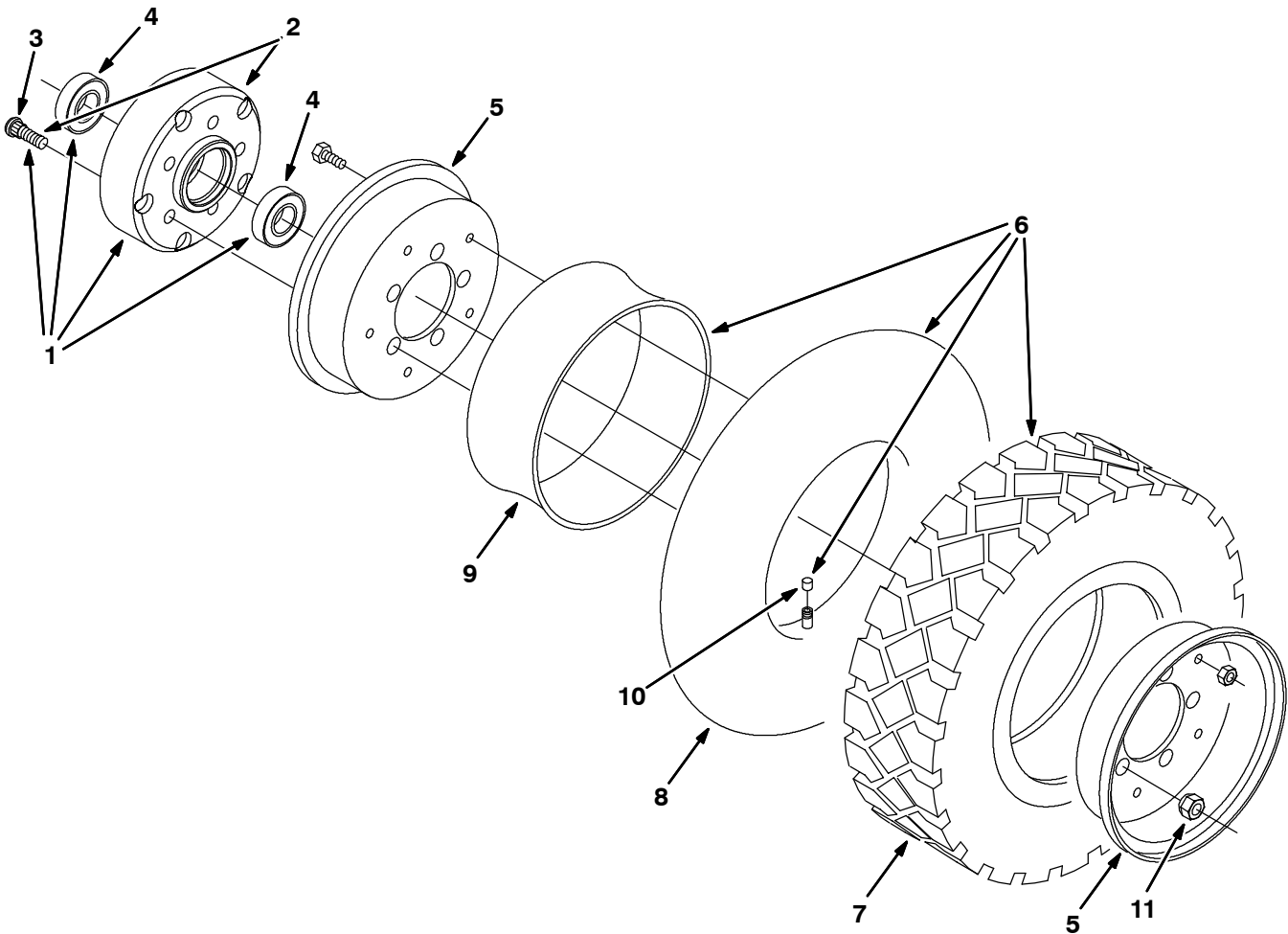
Fig. 19 - Bias Tire and Wheel Kit, Front



352047 - IC

Ref.	Tennant Part No.	Machine Serial Number	Description	Qty.
▽	366111	(000000-) Wheel and Tire Kit, Bias Front	1
▲▽ 1	366107	(000000-) Hub Assembly	2
▲▲ 2	375001	(000000-) Hub, Wheel w/studs	1
▲▲ 3	32126	(000000-) Stud, Wheel .50-20 X 1.50	5
▲▲ 4	360074	(000000-) Bearing, Ball, 1.18B 2.44D 0.6	2
▲▽	366113	(000000-) Tire/wheel Assy, 16x6-8 10pr	2
▲▲ 5	366104	(000000-) Rim Assy, 4.25" Bead X .188 Stl	1
▲▲ 6	366094	(000000-) Tire, Tube & Flap Assy	1
▲▲ 7	361081	(000000-) Tire	1
▲▲ 8	361077	(000000-) Tube, Tire-Inner 16X6-8	1
▲▲ 9	366092	(000000-) Flap, Tire 2F 500	1
▲▲ 10	45786	(000000-) Cap, Valve Stem	1
▲ 11	24339	(000000-) Nut-Wheel .50-20 60 Angle	10

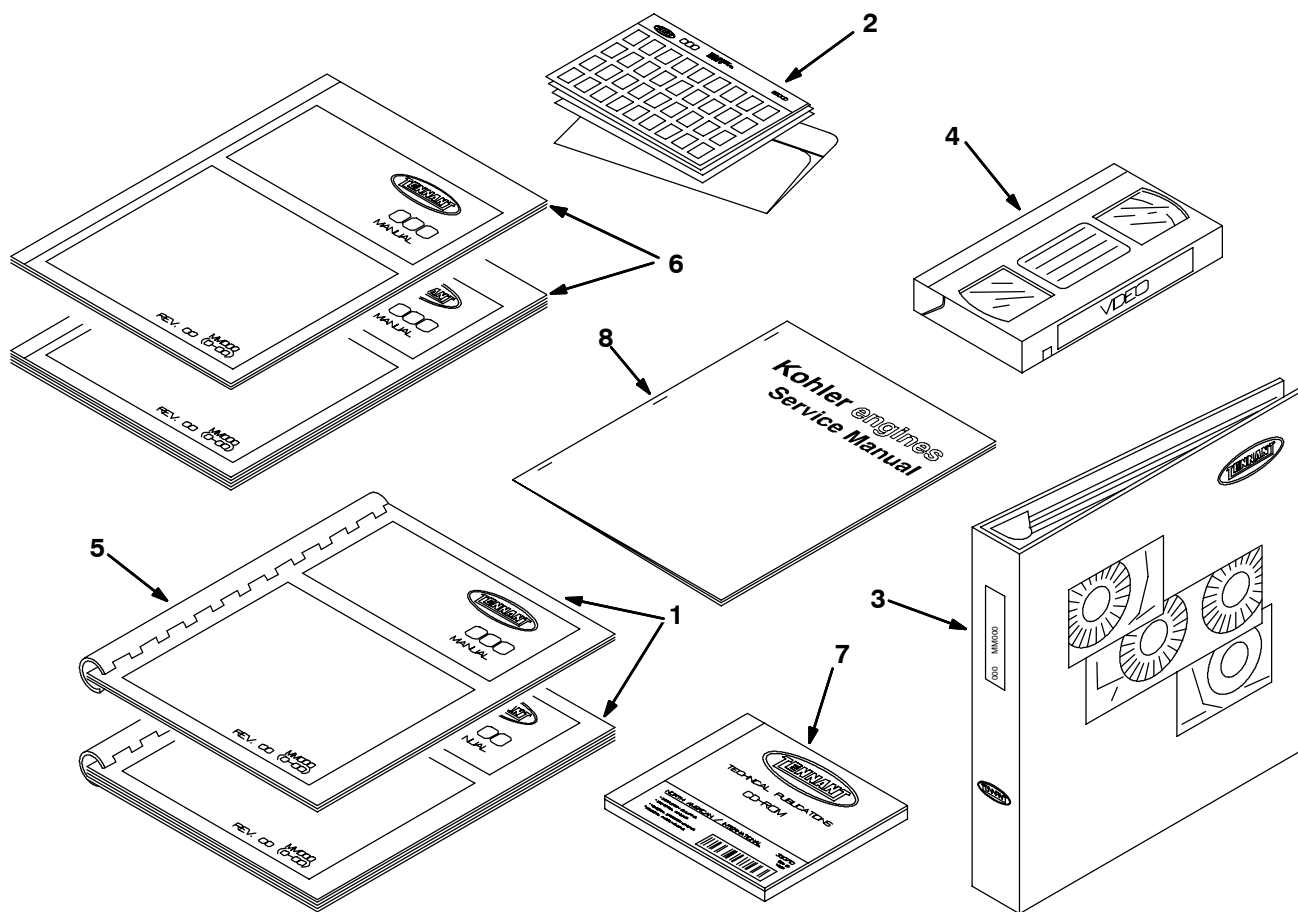
Fig. 20 - Radial Tire and Wheel Kit, Front



352049 - IC

Ref.	Tennant Part No.	Machine Serial Number	Description	Qty.
▽	366112	(000000-) Wheel and Tire Kit, Radial Front	1
▲▽	1 366107	(000000-) Hub Assembly	2
▲▲	2 375001	(000000-) Hub, Wheel w/studs	1
▲▲	3 32126	(000000-) Stud, Wheel .50-20 X 1.50	5
▲▲	4 360074	(000000-) Bearing, Ball, 1.18B 2.44D 0.6	2
▲▽	366114	(000000-) Tire and Wheel Assembly, 16x6 RS Radial	2
▲▲	5 366104	(000000-) Rim Assembly	1
▲▲	6 366093	(000000-) Tire, Tube & Flap Assy	1
▲▲	7 360300	(000000-) Tire, 150/75R8 Pneumatic	1
▲▲	8 361077	(000000-) Tube, Tire-Inner 16X6-8	1
▲▲	9 366092	(000000-) Flap, Tire 2F 500	1
▲▲	10 45786	(000000-) Cap, Valve Stem	1
▲	11 24339	(000000-) Nut-Wheel .50-20 60 Angle	10

Fig. 21 - Documentation Group



07501 - AIR, NA

Ref.	Tennant Part No.	Machine Serial Number	Description	Qty.
1	MM430	(000000-)	Manual Pkg 6400G-Air	1
2	85430	(000000-)	Manual-Fiche Pkg 6400G-Air	1
2	85433	(000000-)	Manual Ser-Fiche Pkg 6400G/D	1
3	MM433	(000000-)	Manual, Service 6400G/D	1
4	361130	(000000-)	Tape, Video, Operator 6400	1
5	MM430ES	(000000-)	Manual, Operator 6400G-Air, Spanish	1
5	MM430FR	(000000-)	Manual, Operator 6400G-Air, French	1
6	MM430JP	(000000-)	Manual Pkg 6400G-Air, Japanese	1
7	330710	(000000-)	Manual, Cd-Rom, Oprtr & Parts, All (NA)	1
7	330715	(000000-)	Manual, Cd-Rom, Service, All	1
8	371687	(000000-)	Manual, Eng Service, [Kohler Command]	1

SECTION 4

Contents	Page
Fig. 1 - Hydraulic Piston Pump Breakdown, 361010	4-2
Fig. 2 - Hydraulic Gear Motor Breakdown, 361014	4-4
Fig. 3 - Hydraulic Gear Motor Breakdown, 361021	4-6
Fig. 4 - Hydraulic Gear Motor Breakdown, 361025	4-8
Fig. 5 - Hydraulic Gear Pump Breakdown, 361030	4-10
Fig. 6 - Hydraulic Control Valve Breakdown, 361012	4-12
Fig. 7 - Hydraulic Solenoid Control Valve Breakdown, 361019	4-14
Fig. 8 - Hydraulic Cylinder Breakdown, 361013	4-16
Fig. 9 - Hydraulic Steering Valve Breakdown, 71713	4-18

Fig. 1 - Hydraulic Piston Pump Breakdown, 361010

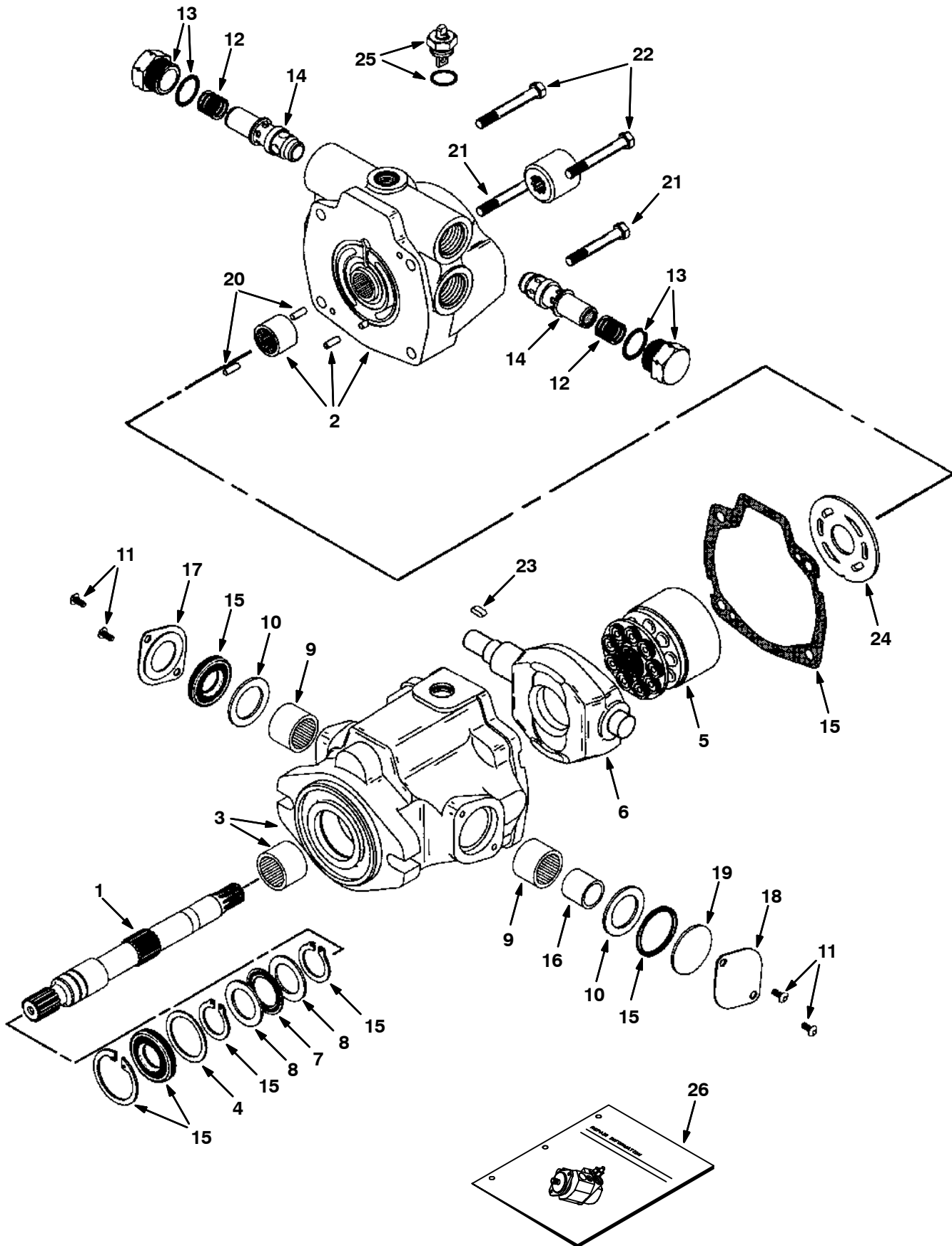


Fig. 1 - Hydraulic Piston Pump Breakdown, 361010

Ref.	Tennant Part No.	Manufacturer Serial Number	Description	Qty.
▽	361010	(000000-) Pump, Hyd Piston V 1.24 R 2000	1
▲	1 21925	(000000-) Shaft, Drive	1
▲	2 21926	(000000-) Backplate Assy	1
▲	3 21927	(000000-) Pump Housing Assy	1
▲	4 70096	(000000-) Washer	1
▲	5 21963	(000000-) Rotating Kit	1
▲	6 57897	(000000-) Camplate	1
▲	7 74225	(000000-) Bearing, Thrust	1
▲	8 74226	(000000-) Race, Bearing	2
▲	9 02709	(000000-) Bearing Cam	2
▲	10 70097	(000000-) Washer	2
▲	11 61891	(000000-) Screws	4
▲	12 74229	(000000-) Spring	2
▲	13 74230	(000000-) Plug S/A	2
▲	14 60587	(000000-) Relief Valve	2
▲	15 70103	(000000-) Seal Kit, Pump	1
▲	16 02705	(000000-) Race, Inner Bearing	1
▲	17 52386	(000000-) Cover	1
▲	18 70098	(000000-) Cover, Trunion	1
▲	19 70099	(000000-) Cover, O-Ring	1
▲	20 70100	(000000-) Pin, Dowel	2
▲	21 21928	(000000-) Screw, Cap	2
▲	22 21929	(000000-) Screw, Cap	2
▲	23 74237	(000000-) Key	1
▲	24 74180	(000000-) Plate, Valve	1
▲	25 74469	(000000-) Valve, Dump	1
▲	26 74248	(000000-) Repair Info, Pump	1

Fig. 2 - Hydraulic Gear Motor Breakdown, 361014

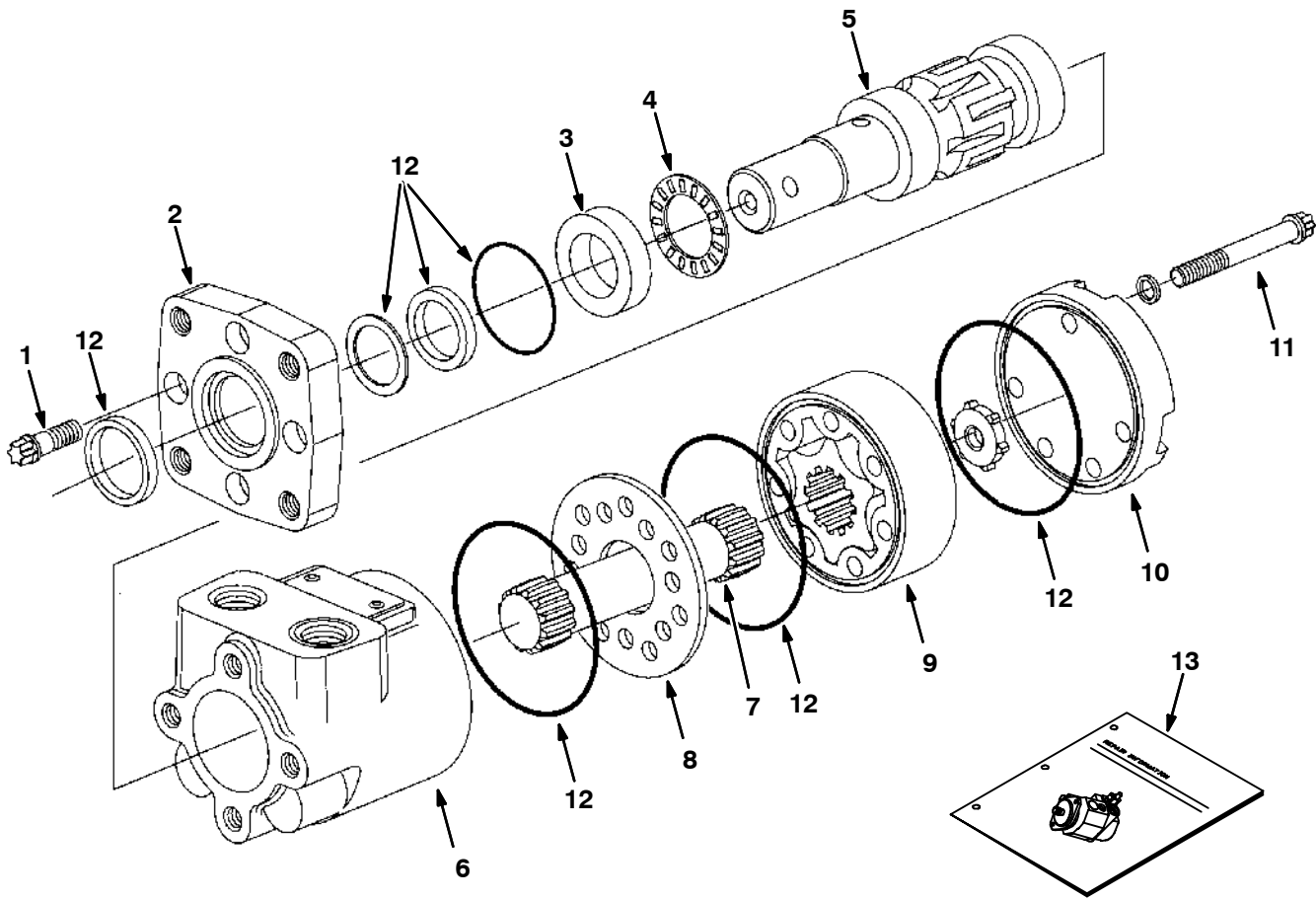


Fig. 2 - Hydraulic Gear Motor Breakdown, 361014

	Ref.	Tennant Part No.	Manufacturer Serial Number	Description	Qty.
▽		361014	(000000-) Motor, Hyd Gear In 09.7 B 1500	1
▲	1	37555	(000000-) Screw	4
▲	2	31354	(000000-) Flange Mounting	1
▲	3	16695	(000000-) Race Thrust	1
▲	4	45628	(000000-) Thrust Bearing	1
▲	5	31373	(000000-) Shaft, Output	1
▲	6	74100	(000000-) Housing	1
▲	7	21959	(000000-) Drive	1
▲	8	74094	(000000-) Spacer Plate	1
▲	9	38263	(000000-) Geroter	1
▲	10	65230	(000000-) Cap, End	1
▲	11	21960	(000000-) Cap Screw	5
▲	12	28835	(000000-) Seal Kit, Motor A/H-Stnd	1
	13	74250	(000000-) Instr. Repair Info, Motor	1

Fig. 3 - Hydraulic Gear Motor Breakdown, 361021

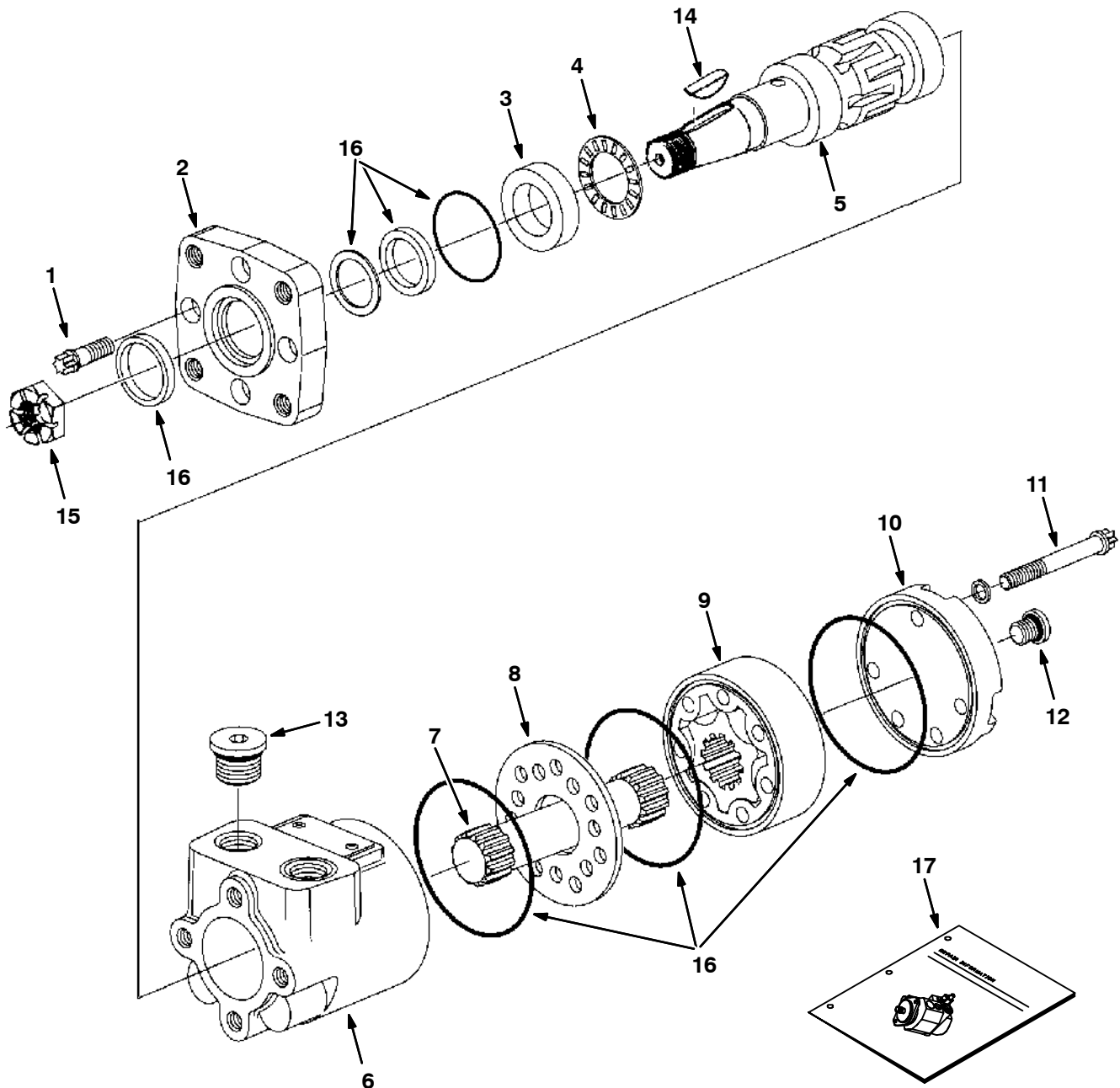


Fig. 3 - Hydraulic Gear Motor Breakdown, 361021

Ref.	Tennant Part No.	Manufacturer Serial Number	Description	Qty.
▽	361021	(000000-) Motor, Hyd Gear In 02.2 B 1500	1
▲	1 37555	(000000-) Screw	4
▲	2 31354	(000000-) Flange Mounting	1
▲	3 16695	(000000-) Race Thrust	1
▲	4 45628	(000000-) Thrust Bearing	1
▲	5 31375	(000000-) Shaft, Output	1
▲	6 74100	(000000-) Housing	1
▲	7 34176	(000000-) Drive	1
▲	8 74094	(000000-) Spacer Plate	1
▲	9 65229	(000000-) Gerotor Set	1
▲	10 74095	(000000-) End Cap	1
▲	11 74174	(000000-) Cap, Screw	5
▲	12 74098	(000000-) Plug #4	1
▲	13 74099	(000000-) Plug #10	2
▲	14 00500-15	(000000-) Key-Wdruff 0.25 1.00 Asa#0808	1
▲	15 39527	(000000-) Nut-Hxslot .75-16 Pltd	1
▲	16 28835	(000000-) Seal Kit, Motor A/H-Stnd	1
	17 74250	(000000-) Instr. Repair Info, Motor	1

Fig. 4 - Hydraulic Gear Motor Breakdown, 361025

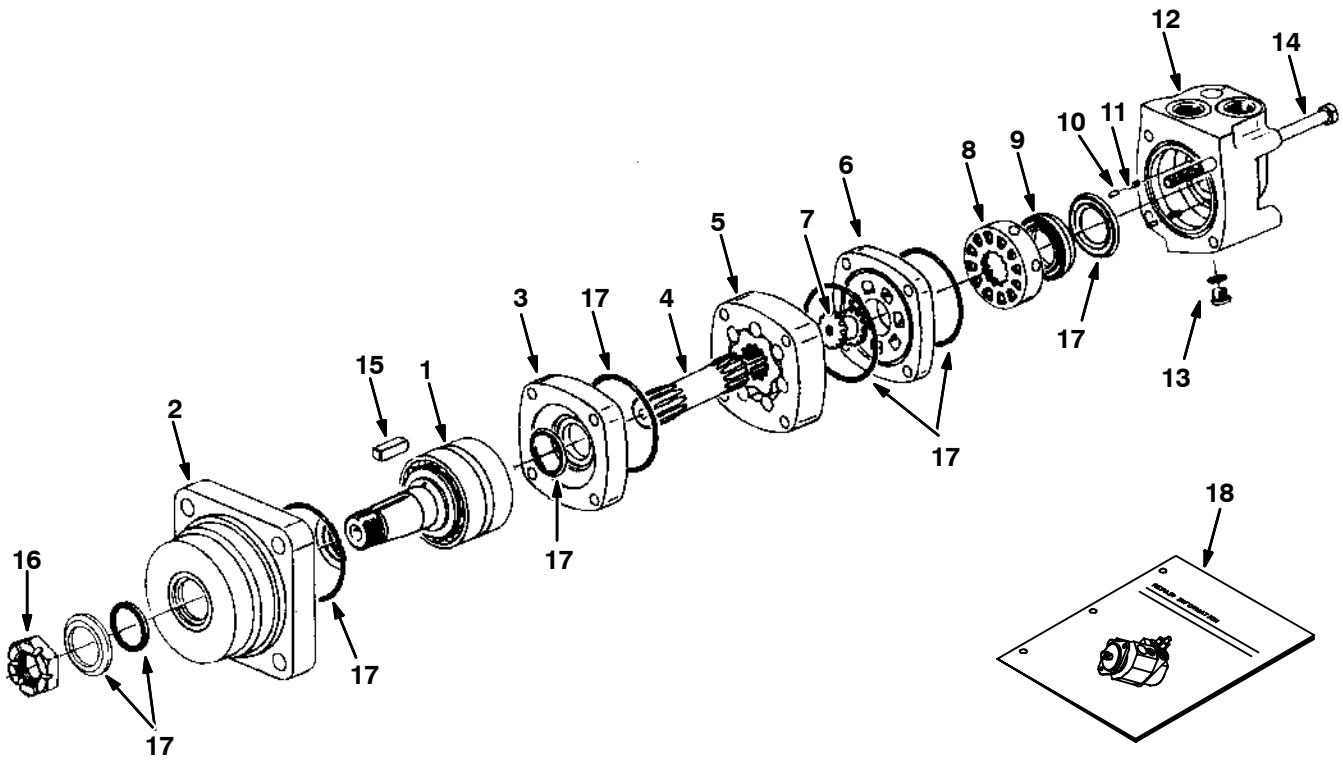


Fig. 4 - Hydraulic Gear Motor Breakdown, 361025

	Ref.	Tennant Part No.	Manufacturer Serial Number	Description	Qty.
▽		361025	(000000-) Motor, Hyd Gear In 18.6 B 3000	1
▲	1	21951	(000000-) Shaft/Brg Kit	1
▲	2	21952	(000000-) Housing, Brg	1
▲	3	51417	(000000-) Plate	1
▲	4	02603	(000000-) Drive	1
▲	5	02645	(000000-) Geroler	1
▲	6	02646	(000000-) Valve Plate	1
▲	7	57370	(000000-) Valve Drive	1
▲	8	02647	(000000-) Valve	1
▲	9	57373	(000000-) Balance Ring	1
▲	10	57374	(000000-) Pin	2
▲	11	57375	(000000-) Spring	2
▲	12	74119	(000000-) Housing, Valve	1
▲	13	74098	(000000-) Plug #4	1
▲	14	74120	(000000-) Bolt	4
▲	15	38315	(000000-) Key	1
▲	16	38490	(000000-) Nut	1
▲	17	21953	(000000-) Seal Kit, Mtr	1
	18	79729	(000000-) Repair Info, Motor	1

Fig. 5 - Hydraulic Gear Pump Breakdown, 361030

	Ref.	Tennant Part No.	Manufacturer Serial Number	Description	Qty.
▽		361030	(000000-) Pump, Hyd Gear Ex2 0.32 R 1900	1
▲	1	21994	(000000-) End Housing	1
▲	2	21995	(000000-) Key, Woodruff	1
▲	3	21981	(000000-) Crescent Ring	6
▲	4	21996	(000000-) Drive Shaft	1
▲	5	21983	(000000-) Plug, Lee	1
▲	6	21997	(000000-) Gear, Gc .563	2
▲	7	21985	(000000-) Bearing, Needle	8
▲	8	21998	(000000-) Idler Shaft	1
▲	9	21987	(000000-) Stator	1
▲	10	21999	(000000-) Screw	8
▲	11	21989	(000000-) Pin, Shear	4
▲	12	21986	(000000-) Idler Shaft	1
▲	13	21991	(000000-) Gear, Gc .625	2
▲	14	22000	(000000-) Center Housing	1
▲	15	21993	(000000-) Pin, Drive	2
▲	16	21980	(000000-) Key, Square	1
▲	17	SK2561	(000000-) Seal Kit-Hyd. Motor, Brns & Mte	1
	18	IB2561	(000000-) Instr Motor Seal Kit	1

Fig. 6 - Hydraulic Control Valve Breakdown, 361012

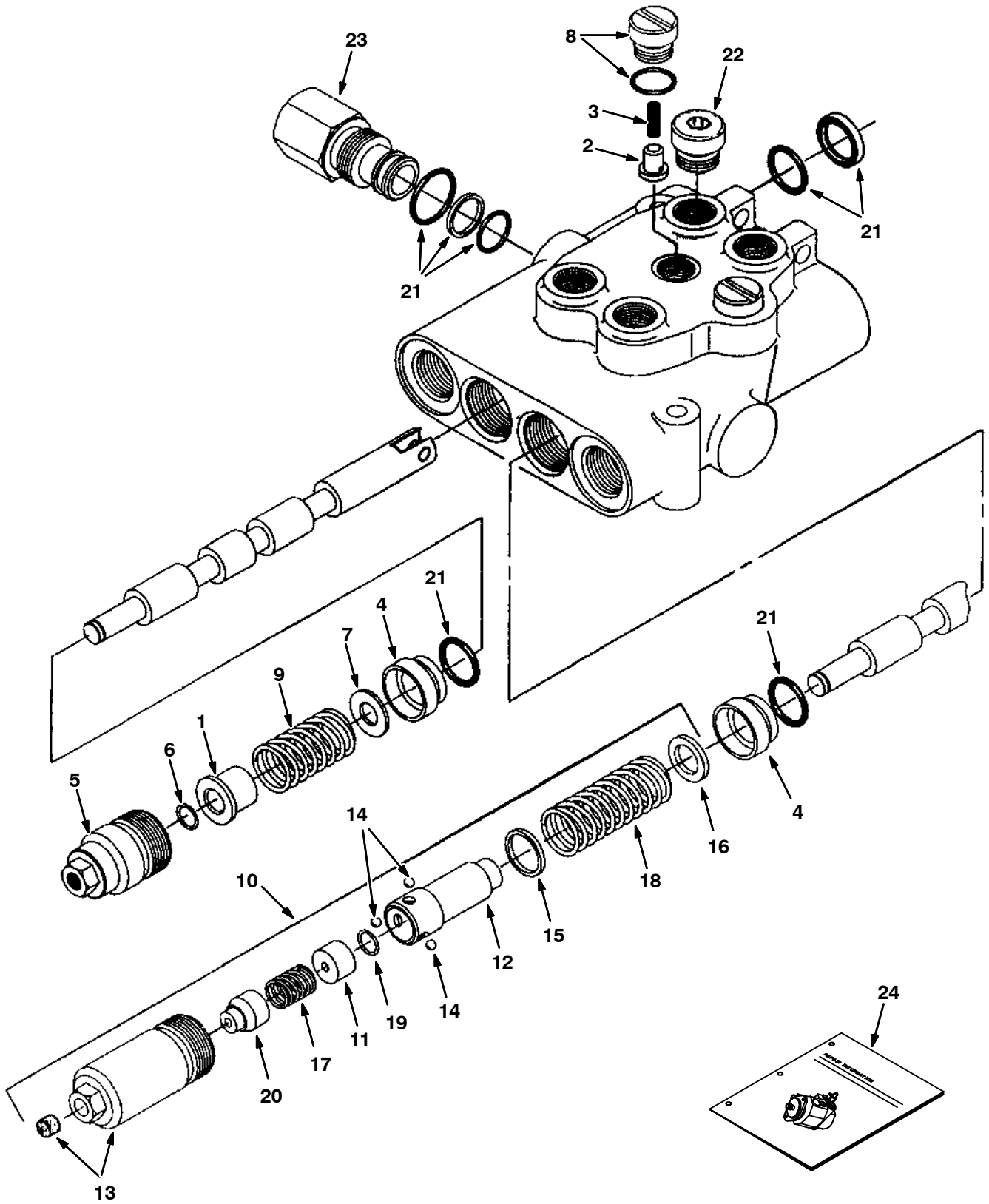


Fig. 6 - Hydraulic Control Valve Breakdown, 361012

Ref.	Tennant Part No.	Manufacturer Serial Number	Description	Qty.
▽	361012	(000000-) Valve, Hyd Control Man	1
▲	1 79785	(000000-) Spacer	1
▲	2 79786	(000000-) Plunger	2
▲	3 79787	(000000-) Spring	2
▲	4 79788	(000000-) Bushing	2
▲	5 79789	(000000-) Cap Assembly	1
▲	6 79792	(000000-) Ring, Retaining	1
▲	7 79794	(000000-) Washer	1
▲	8 79795	(000000-) Plug & O-Ring	2
▲	9 79796	(000000-) Spring	1
▲▽	10 79814	(000000-) Kit, Detent In	1
▲▲	11 79801	(000000-) Spacer	1
▲▲	12 79802	(000000-) Detent Adaptr	1
▲▲	13 21961	(000000-) Cap Assembly	1
▲▲	14 79804	(000000-) Ball	3
▲▲	15 79805	(000000-) Washer	1
▲▲	16 79806	(000000-) Washer	1
▲▲	17 79807	(000000-) Spring	1
▲▲	18 79808	(000000-) Spring	1
▲▲	19 79792	(000000-) Ring, Retaining	1
▲▲	20 79800	(000000-) Cone	1
▲	21 79812	(000000-) Seal Kit, Vlv	1
▲	22 13904	(000000-) Plug Gage #6	2
	23 361028	(000000-) Plug Assy,Byd	1
	24 79820	(000000-) Instr. Valve Repair Info	1

Fig. 7 - Hydraulic Solenoid Control Valve Breakdown, 361019

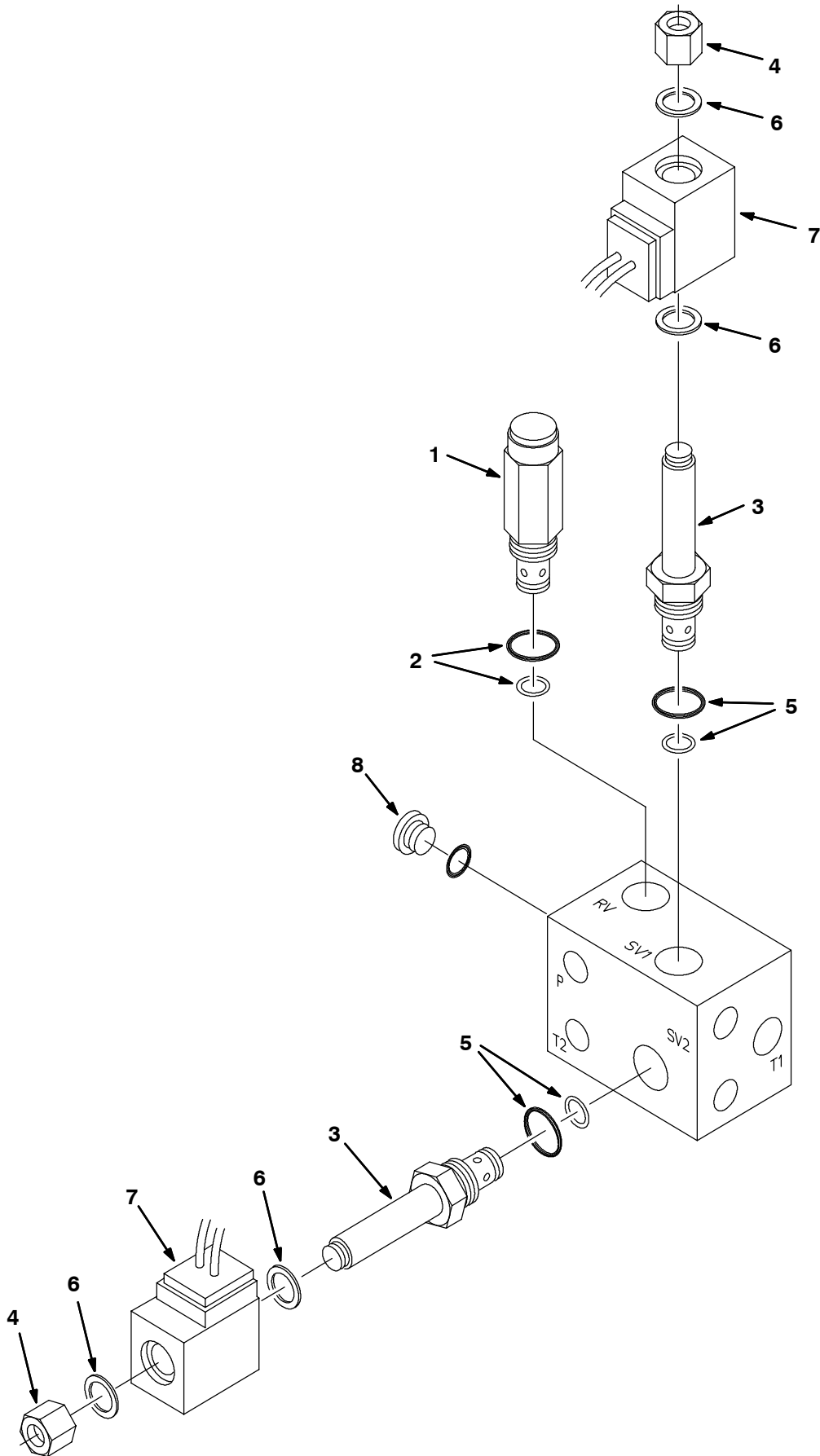


Fig. 7 - Hydraulic Solenoid Control Valve Breakdown, 361019

	Ref.	Tennant Part No.	Manufactuer Serial Number	Description	Qty.
▽		361019	(000000-) Valve, Hyd Cntrl Sol	1
▲▽	1	21948	(000000-) Cart, PSI CN CP	1
▲▲	2	79711	(000000-) Seal Kit, Cart Cp	1
▲▽	3	79739	(000000-) Valve Stem N.O. Cp	2
▲▲	4	79731	(000000-) Nut, Cart., Lng Cp	1
▲▲	5	79711	(000000-) Seal Kit, Cart Cp	1
▲▲	6	79740	(000000-) Seal Kit, Coil Cp	1
▲	7	21917	(000000-) Coil, 12V	2
▲	8	13904	(000000-) Plug #6	1

Fig. 8 - Hydraulic Cylinder Breakdown, 361013

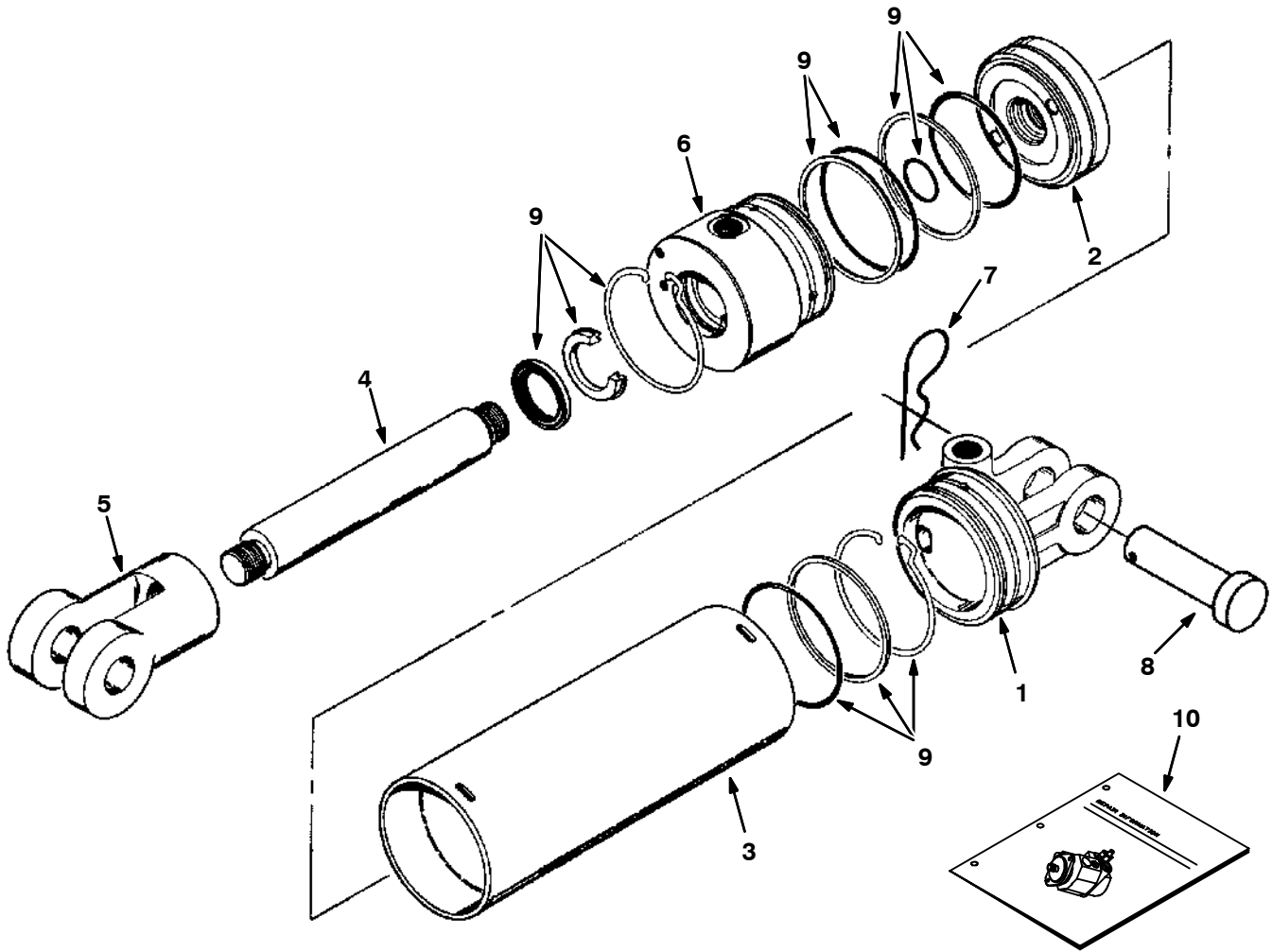


Fig. 8 - Hydraulic Cylinder Breakdown, 361013

	Ref.	Tennant Part No.	Manufactuer Serial Number	Description	Qty.
▽		361013	(000000-) Cylinder, Hyd 2.5B 13.5S 2500	1
▲	1	21964	(000000-) Head	1
▲	2	21965	(000000-) Piston	1
▲	3	21966	(000000-) Barrel	1
▲	4	21967	(000000-) Piston Rod	1
▲	5	21972	(000000-) Rod End	1
▲	6	21973	(000000-) Bearing	1
▲	7	87851	(000000-) Keeper	1
▲	8	21974	(000000-) Clevis Pin	1
▲	9	48577	(000000-) Seal Kit	1
	10	79784	(000000-) Repair Info,Cyl	1

Fig. 9 - Hydraulic Steering Valve Breakdown, 71713

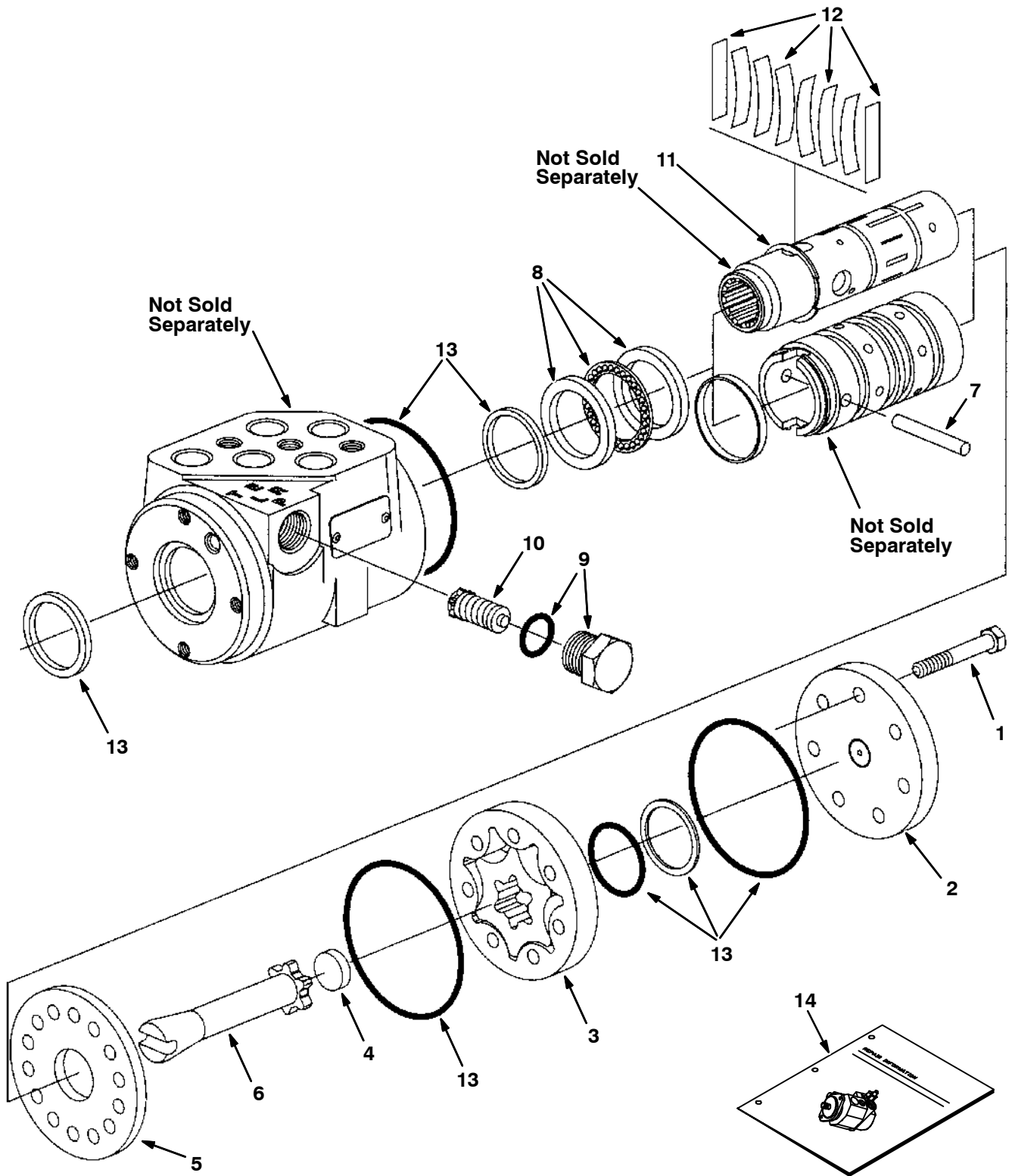


Fig. 9 - Hydraulic Steering Valve Breakdown, 71713

	Ref.	Tennant Part No.	Manufacturer Serial Number	Description	Qty.
▽		71713	(000000-) Steer Control, Hyd#2 06.1 1160	1
▲	1	74183	(000000-) Screw, Cap	7
▲	2	74185	(000000-) Cap, End	1
▲	3	74192	(000000-) Gerotor	1
▲	4	74193	(000000-) Spacer	1
▲	5	74222	(000000-) Plate, Wear	1
▲	6	74231	(000000-) Drive	1
▲	7	74232	(000000-) Pin	1
▲	8	21935	(000000-) Bearing Kit	1
▲	9	21933	(000000-) Plug Assembly	1
▲	10	21934	(000000-) Relief Vlv Assy	1
▲	11	74243	(000000-) Ring, Retaining	1
▲	12	74196	(000000-) Spring Kit	1
▲	13	74244	(000000-) Seal Kit, Stg	1
▲	14	74245	(000000-) Instr.Repair Info	1

SECTION 5

Contents	Page
Fig. 1 - Crankcase Group	5-2
Fig. 2 - Oil Pan and Lubrication Group	5-4
Fig. 3 - Head, Valve, Breather Group	5-6
Fig. 4 - Ignition and Electrical Group	5-8
Fig. 5 - Blower Housing and Baffles Group	5-9
Fig. 6 - Starter Group	5-10
Fig. 7 - Carburetor and Fuel Group, Gasoline	5-12
Fig. 8 - Carburetor and Fuel Group, LPG	5-14
Fig. 9 - Engine Controls Group	5-16
Fig. 10 - Air Intake Group, Gasoline	5-18
Fig. 11 - Air Intake Group, LPG	5-20

Fig. 1 - Crankcase Group

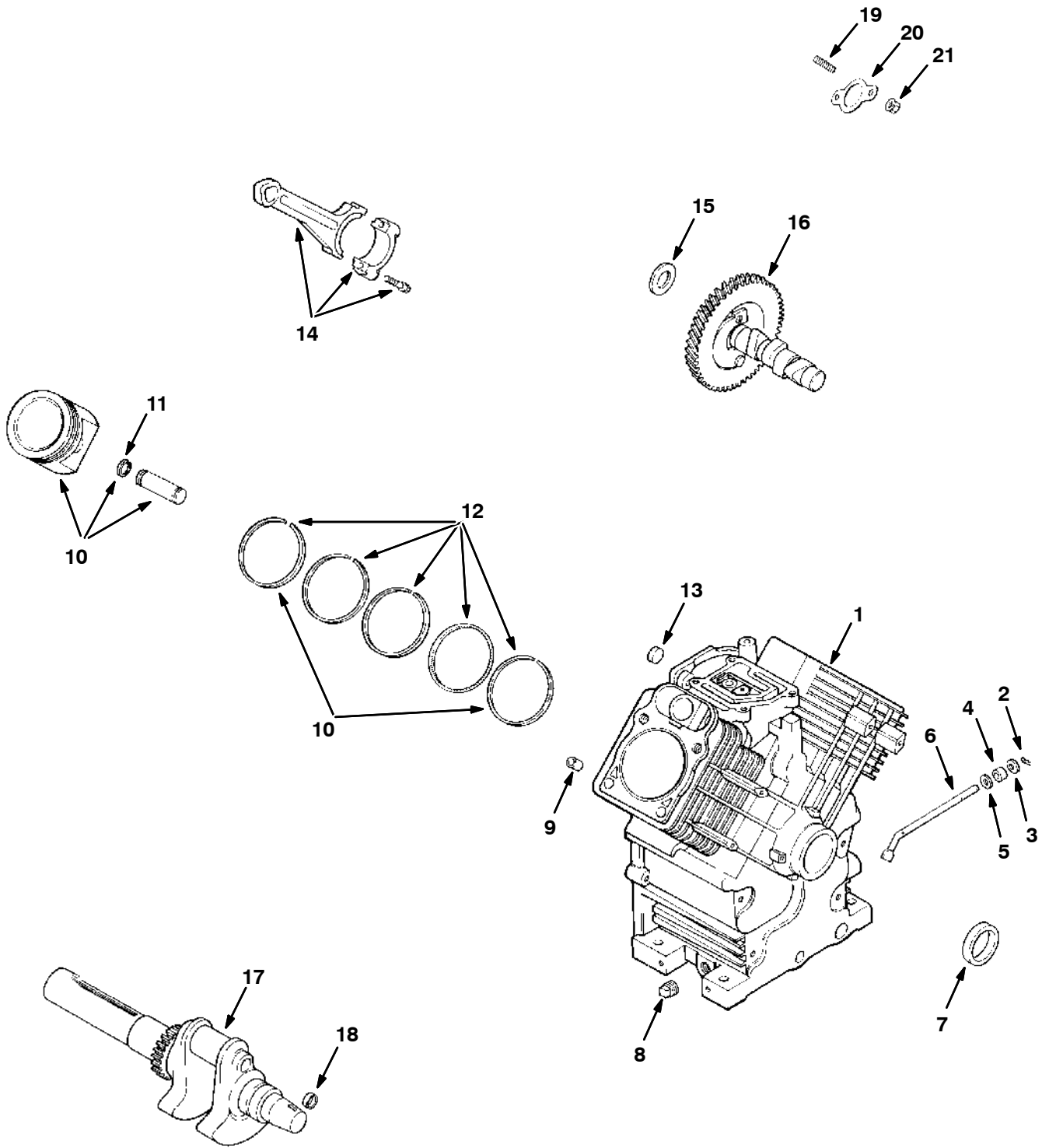


Fig. 1 - Crankcase Group

Ref.	Tennant Part No.	Kohler Part Number	Description	Qty.	
1	361844	24 522 23	Short Block	1	
	361845	24 755 03	Gasket Set	1	
	361837	24 782 01	Miniblock	1	
	361862	48 755 21	Kit, Spline (Gas)	1	
	361863	48 755 24	Kit, Spline (Lpg)	1	
2	361682	12 380 04	Pin, Hitch	1	
3	361884	M-0631005	Washer, Plain 6Mm	1	
4	361662	12 032 01	Seal, Govcross Shf	1	
5	361903	X-25-102	Washer, Plain 1/4	1	
6	361778	24 144 01	Shaft, Gov Cross	1	
7	361704	24 032 01	Seal, Oil Front	1	
8	361909	X-75-10	Plug, Sqhd Solid 3/8	2	
9	361681	12 380 03	Pin, Dowel Loctng	6	
▽	10	24 874 01 24 874 17	Pist W/Ringsetstd	2	
▽	10	24 874 01 24 874 18	Pist W/Ringset.25	2	
▽	10	361848	24 874 03	Pist W/Ringset.50	2
▲	11	361700	24 018 01	Retainer, Pist Pin	4
▲	12	361766	24 108 01	Ring Set Std	2
▲	12	361767	24 108 02	Ring Set .25	2
▲	12	361768	24 108 03	Ring Set .50	2
13	21787	52 139 09	Plug	1	
14	361733	24 067 09	Conn Rod Std	2	
14	361734	24 067 10	Conn Rod .25	2	
15	361683	12 422 04	Shim, Camshft-White	-	
15	361684	12 422 08	Shim, Camshft-Blue	-	
15	361685	12 422 09	Shim, Camshft-Red	-	
15	361686	12 422 10	Shim, Camshft-Yell	-	
15	361687	12 422 11	Shim, Camshft-Grn	-	
15	361688	12 422 12	Shim Camshft-Gray	-	
15	361689	12 422 13	Shim, Camshft-Blck	-	
16	361694	24 012 05	Camshaft	1	
17	361695	24 014 20	Crankshaft	1	
18	21787	52 139 09	Plug	1	
19	361895	M-0829033	Stud M8X1.25X33	4	
20	361713	24 041 02	Gasket, Exhaust	2	
21	361900	M-0841080	Nut, Hexfl M8X1.25	4	

Fig. 2 - Oil Pan and Lubrication Group

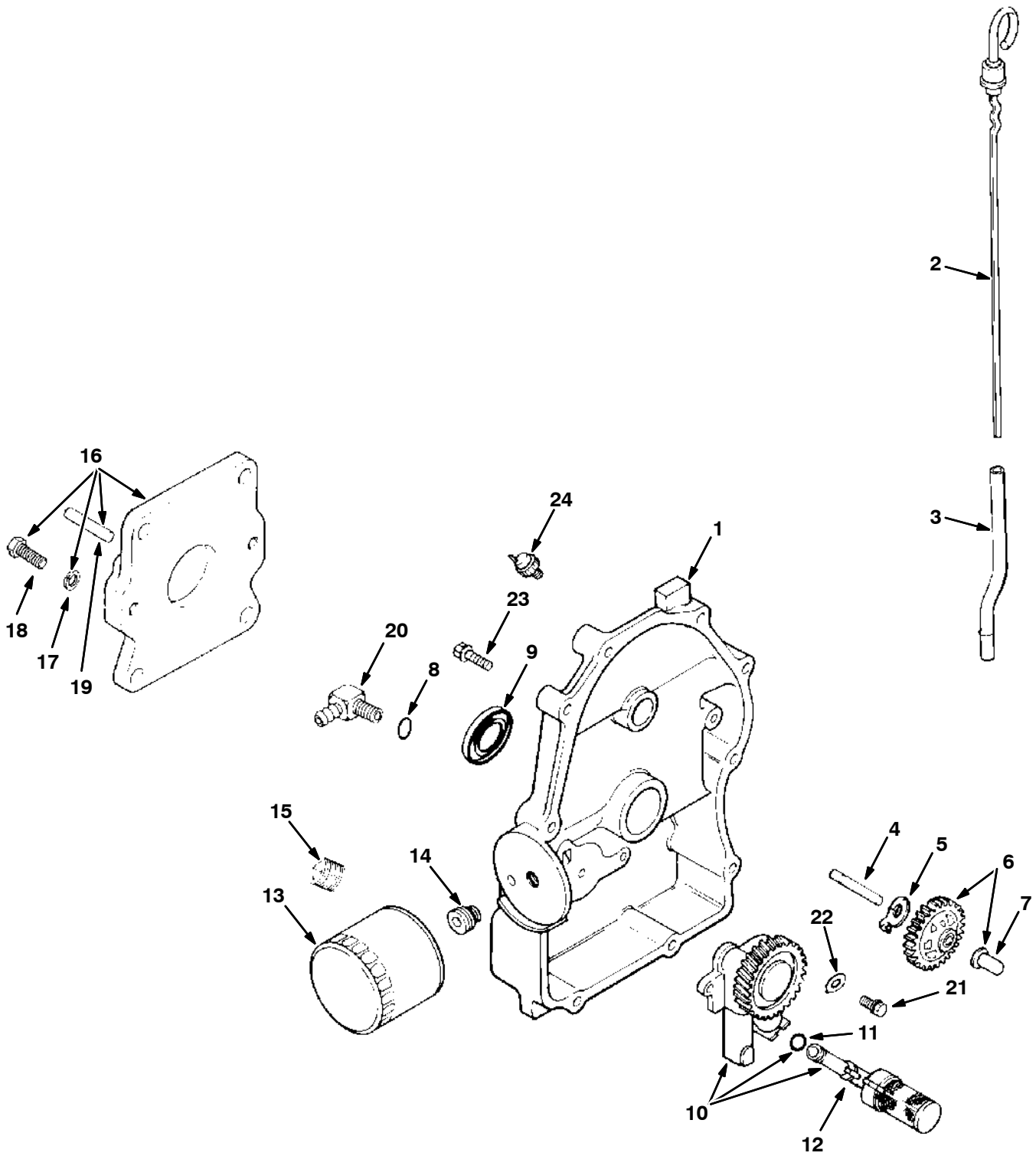


Fig. 2 - Oil Pan and Lubrication Group

	Ref.	Tennant Part No.	Kohler Part Number	Description	Qty.
▽	1	361693	24 009 83	Plate Asy,Closure	1
▲	2	361711	24 038 06	Dipstick	1
▲	3	361773	24 123 08	Tube, Dipstick	1
▲	4	361917	12 144 02	Shaft,Gov Gear	1
▲	5	361874	52 448 02	Tab, Locking	1
▲▽	6	361722	24 043 12	Kit,Gov Gearw/Pin	1
▲▲	7	361680	12 380 01	Pin, Gov Reg	1
▲	8	361787	24 153 08	O-Ring	1
▲	9	361864	52 032 08	Seal,Oil(Pto End)	1
▲▽	10	361812	24 393 10	Pump Assy, Oil	1
▲▲	11	361782	24 153 01	O-Ring,Oil Pickup	1
▲▲	12	361810	24 381 04	Pick-Up, Oil	1
	13	361231	12 050 01	Filter, Oil	1
	14	361777	24 136 01	Nipple,Oil Filter	1
	15	361910	X-75-23	Plug,Allenhd1/8Pipe	1
▽	16	361827	24 755 09	Kit,Pump Adapter	1
▲	17	361902	X-23-1	Washer, Lock 7/16	4
▲	18	361911	X-8-21	Scr,Hxcp7/16-14X1.5	4
▲	19	361872	52 380 06	Pin, Alignment	4
	20	10234	25 155 02	Fitting, Elbow (Gas)	1
	21	361891	M-0645025	Scr,Hxflm6X1.0X25	2
	22	361884	M-0631005	Washer, Plain 6Mm	2
	23	361746	24 086 16	Scr,Hxflm8X1.25X	10
	24	87889	52 099 06	Low Oil Switch	1
		361849	25 113 05	Decal,Oil Sentry	1

Fig. 3 - Head, Valve, Breather Group

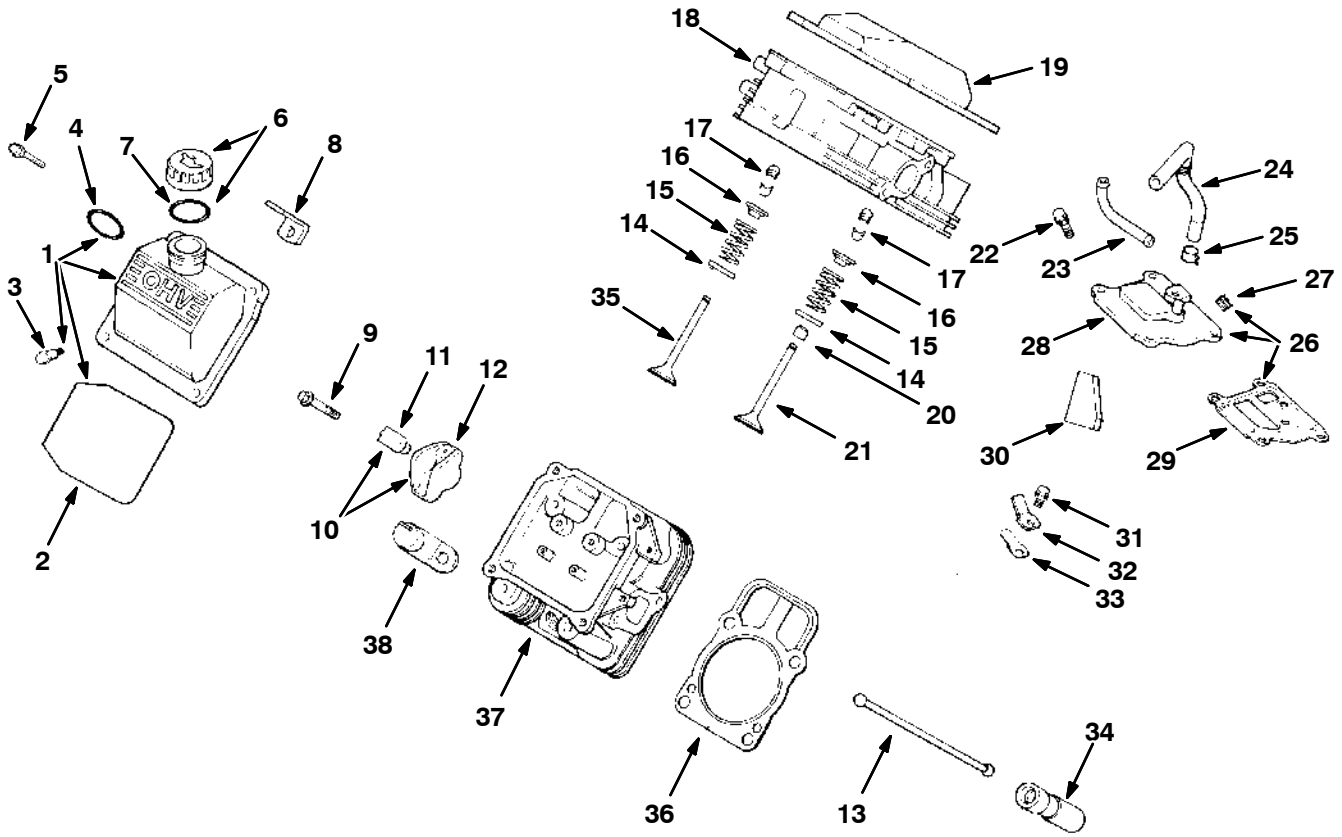
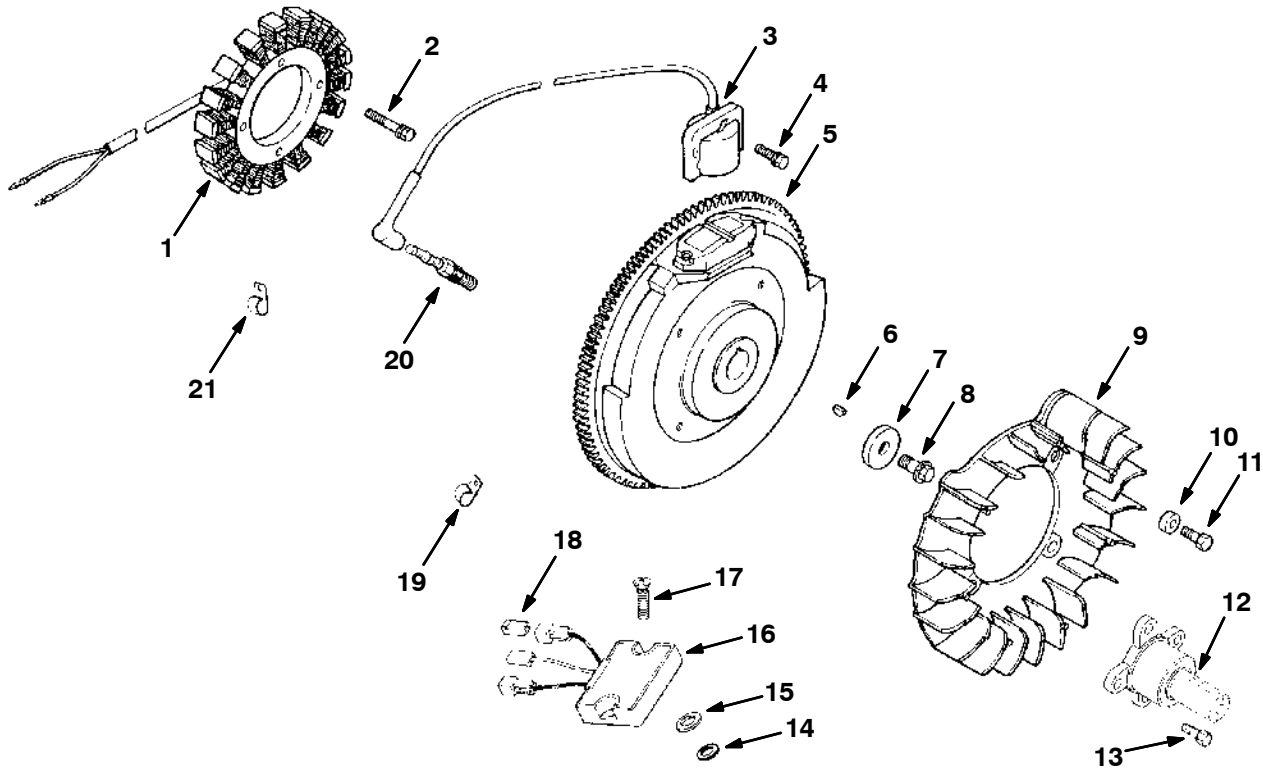


Fig. 3 - Head, Valve, Breather Group

	Ref.	Tennant Part No.	Kohler Part Number	Description	Qty.
▽	1	361831	24 755 75	Kit,Vlvcvr-Oilfil	1
▲	2	361789	24 153 12	O-Ring	1
▲	3	361748	24 086 32	Screw, Shoulder	4
▲	4	361788	24 153 09	O-Ring	1
	5	361912	12 086 16	Scr,Hxflm10X1.5X	8
▽	6	361858	25 755 13	Kit,Oil Fill Cap	1
▲	7	361918	12 153 03	O-Ring	1
	8	361842	24 445 01	Strap,Lifting	1
	9	361887	M-0640034	Scr,Hxflm6X1.0X34	4
▽	10	361829	24 755 66	Kit, Valve Train	1
▲	11	361825	24 599 01	Pivot,Rocker Arm	4
▲	12	361853	25 186 01	Arm, Rocker	4
▲	13	361815	24 411 05	Rod, Push	4
	14	361659	235011	Retainer, Spring	4
	15	361750	24 089 02	Spring, Valve	4
	16	361674	12 173 01	Cap, Valve Spring	4
	17	361692	12 755 03	Kit, Retainer	4
	18	361801	24 318 09	Head Assy,#1Cyl	1
	19	361830	24 755 74	Kit,Vlv Cvr-Plain	1
	20	361706	24 032 05	Seal, Valve Stem	2
	21	361698	24 017 01	Valve,Intake Std	2
	21	361699	24 017 02	Valve,Intake .25	2
	22	361890	M-0645020	Scr,Hxflm6X1.0X20	4
	23	361798	24 294 06	Fitting (Lpg)	1
	24	361803	24 326 06	Hose, Breather	1
	25	361907	X-426-9	Clamp, Hose	1
▽	26	361710	24 033 01	Kit,Breathrw/Plug	1
▲	27	361910	X-75-23	Plug,Allenhd1/8Pipe	1
▲	28	361841	24 096 02	Cover, Breather	1
▲	29	361721	24 041 23	Gasket, Breather	1
	30	361723	24 050 01	Filter, Breahter	1
	31	361878	M-0545016	Scr,Hxfl M5X.8X10	1
	32	361661	12 018 01	Retainer, Reed	1
	33	361813	24 402 03	Reed, Breather	1
	34	361679	12 351 01	Lifter, Valve	4
	35	361696	24 016 01	Valve,Exhaust Std	2
	35	361697	24 016 02	Valve,Exhaust.25	2
	36	361715	24 041 08	Gasket,Cyl Head	2
	37	361802	24 318 10	Head Assy,#2Cyl	1
	38	361826	24 703 01	Kit,Hi-Tempcutout	1
		361857	25 452 01	Terminal	1
		361821	24 518 11	Lead,Blk,Hi-Temp	1

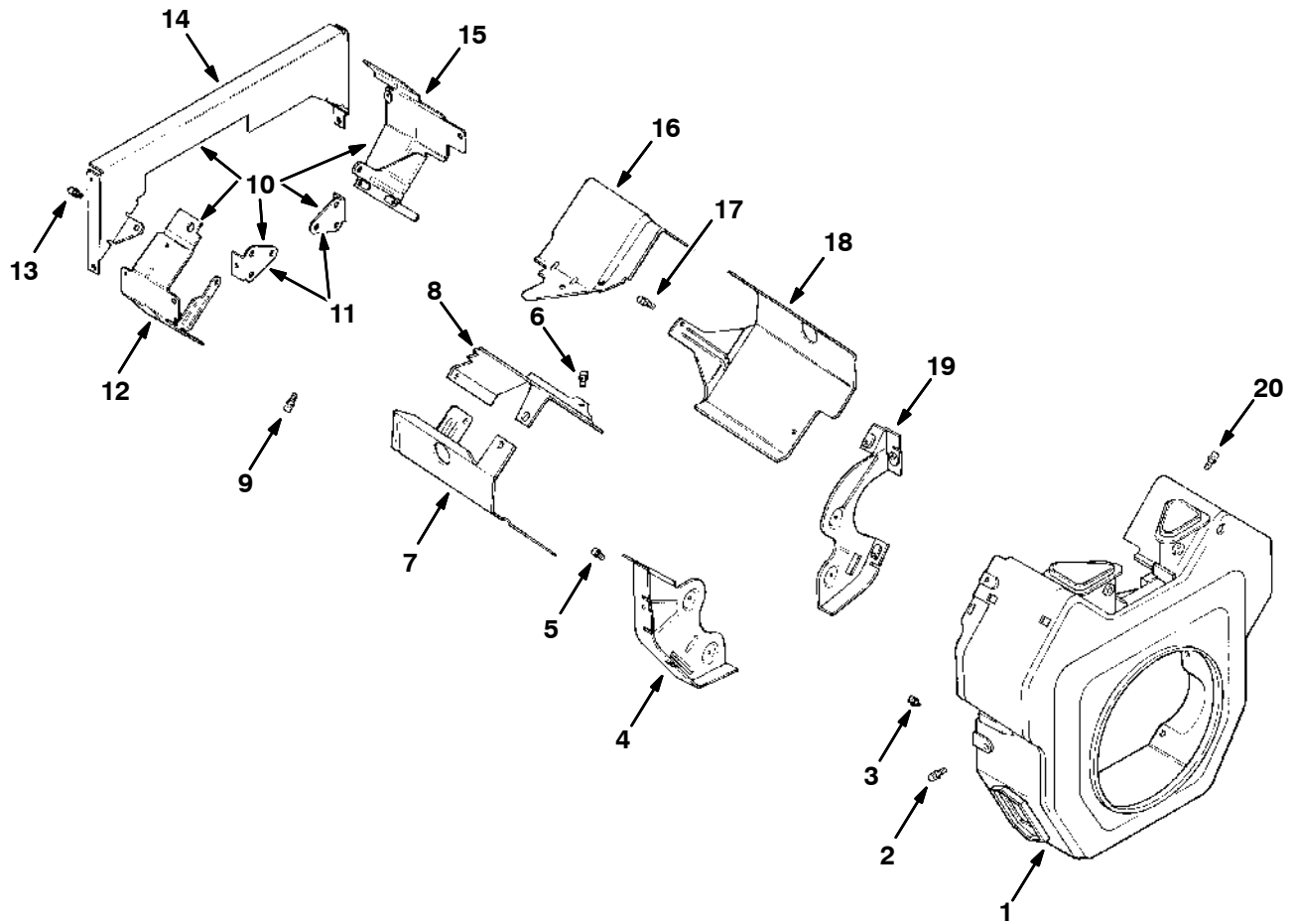
Fig. 4 - Ignition and Electrical Group



350312 - AIR

Ref.	Tennant Part No.	Kohler Part Number	Description	Qty.
1	361664	12 085 02	Stator-25Amp	1
2	361881	M-0548025	Scr,Hxcp M5X.8X25	2
3	361824	24 584 01	Module,Ignition	2
4	361879	M-0545020	Scr,Hxfl M5X.8X20	4
5	361701	24 025 01	Flywheel Asy(Gas)	1
5	361702	24 025 03	Flywheel Asy(Lpg)	1
6	361906	X-42-15	Key	1
7	361690	12 468 03	Washer,Plain 3/8	1
8	361665	12 086 14	Scr,Hxflm10X1.5X	1
9	361792	24 157 01	Fan	1
10	361915	12 112 01	Spacer, Fan	4
11	361886	M-0639016	Scr,Hxflm6X1.0X16	4
12	361860	47 144 09	Shaft,Front Drive	1
13	361897	M-0839025	Scr,Hxflm8X1.2X25	4
14	361905	X-25-92	Washer, Plain 3/16	2
15	361904	X-25-63	Washer, Plain 1/4	2
16	361856	25 403 04	Rectifier-Reg	1
17	361747	24 086 18	Scr,Phhd11-16X7/8	2
18	361850	25 155 04	Connector	2
19	361660	235173	Clip,Cable	1
361232	361916	12 132 02	Spark Plug, Gas	2
20	375021	24 132 01	Spark Plug, LP	2
21	361861	48 154 02	Clip, Cable	1
	361796	24 176 41	Harness, Wire	1
	361797	24 176 48	Harness, Wire	1
	361820	24 518 08	Lead,Violet 34"	1
	361822	24 518 12	Lead,Black 5"	1

Fig. 5 - Blower Housing and Baffles Group



350314 - AIR

Ref.	Tennant Part No.	Kohler Part Number	Description	Qty.
1	361703	24 027 79	Housing,Blower	1
2	361878	M-0545016	Scr,Hxfl M5X.8X10	3
3	361882	M-0551016	Scr,Hxfl M5X.8X16	1
4	361779	24 146 02	Plate,Back #2Side	1
5	361889	M-0645016	Scr,Hxflm6X1.0X16	4
6	361889	M-0645016	Scr,Hxflm6X1.0X16	2
7	361729	24 063 20	Baffle,Cyl Barr#2	1
8	361728	24 063 17	Baffle,Valley#2	1
9	361877	M-0545010	Scr,Hxfl M5X.8X10	2
▽ 10	361828	24 755 14	Kit, "Q" Duct	1
▲ 11	361774	24 126 04	Bracket, Support	2
▲ 12	361732	24 063 33	Baffle,Air Duct#2	1
▲ 13	361885	M-0639010	Scr,Hxflm6X1.0X10	6
▲ 14	361780	24 146 04	Plate,Air ductback	1
▲ 15	361727	24 063 12	Baffle,Air Duct#1	1
16	361730	24 063 24	Baffle,Valley#1	1
17	361878	M-0545016	Scr,Hxfl M5X.8X10	2
18	361731	24 063 30	Baffle,Cyl Barr#1	1
19	361781	24 146 04	Plate,Back #1Side	1
20	361879	M-0545020	Scr,Hxfl M5X.8X20	2
	361771	24 113 20	Decal,Horsepower	1

Fig. 6 - Starter Group

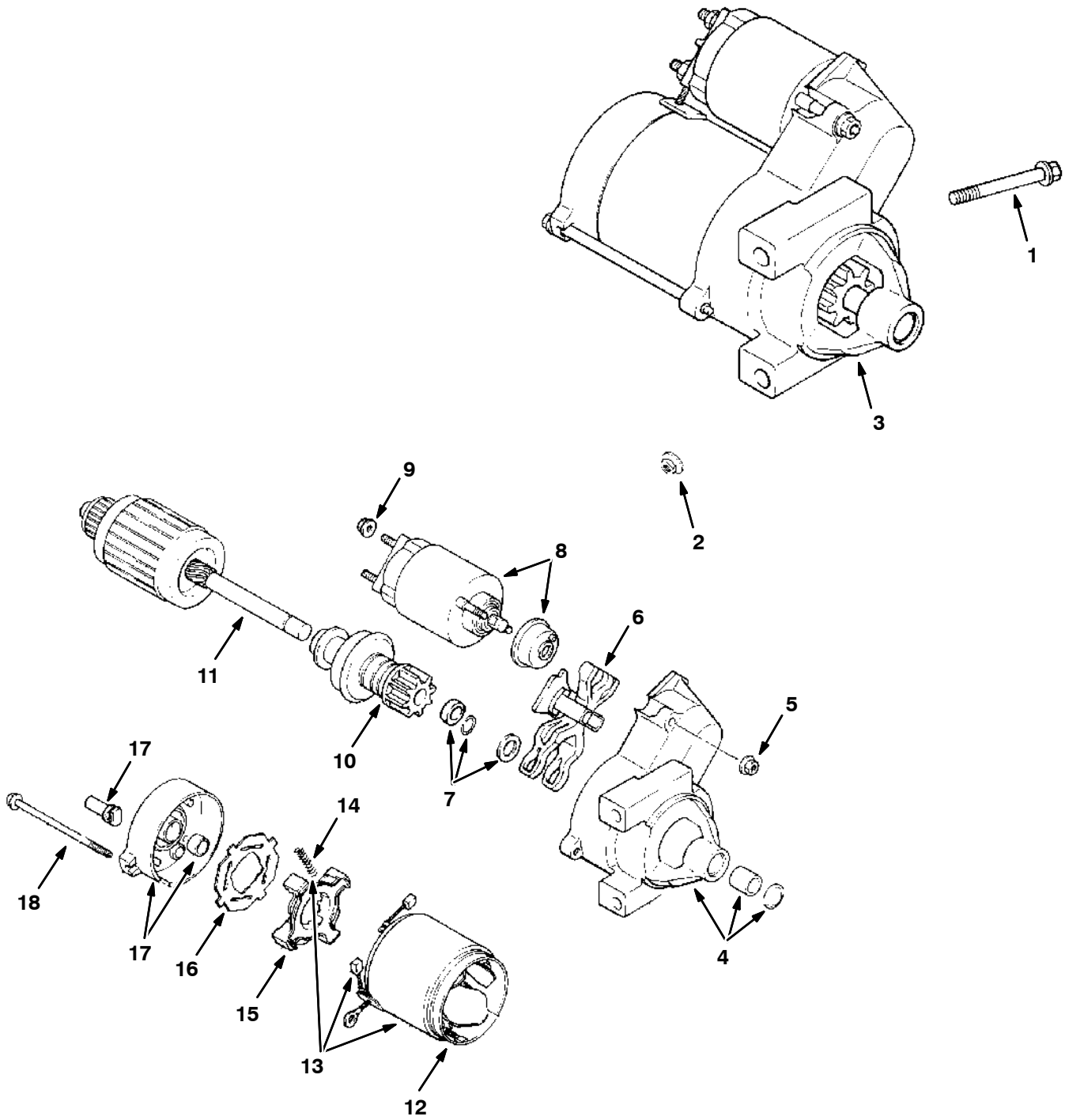


Fig. 6 - Starter Group

Ref.	Tennant Part No.	Kohler Part Number	Description	Qty.
1	361899	M-0839080	Scr,Hxflm8X1.2X80	2
2	361900	M-0841080	Nut,Hexfl M8X1.25	1
▽ 3	361764	24 098 01	Starter,Sol Shift	1
▲ 4	361739	24 081 04	Drive, End Cap	1
▲ 5	361867	52 100 10	Nut, Starter	2
▲ 6	361913	12 090 10	Lever,Start Drive	1
▲ 7	361847	24 874 01	Pist W/Ringset.25	1
▲ 8	361873	52 435 02	Solenoid	1
▲ 9	361866	52 100 09	Nut, Starter	1
▲ 10	361677	12 239 01	Drive, Pinion	1
▲ 11	361919	12 170 04	Armature,Starter	1
▲ 12	361691	12 471 01	Frame	1
▲▽ 13	361870	52 221 01	Kit,Brush&Spring	1
▲▲ 14	361865	52 089 09	Spring, Brush	4
▲ 15	361871	52 323 03	Holder, Brush	1
▲ 16	361868	52 168 01	Insulator	1
▲ 17	361800	24 301 01	Commutator,Endcap	1
▲ 18	361869	52 211 05	Bolt,Thrum5X.8X99	2

Fig. 7 - Carburetor and Fuel Group, Gasoline

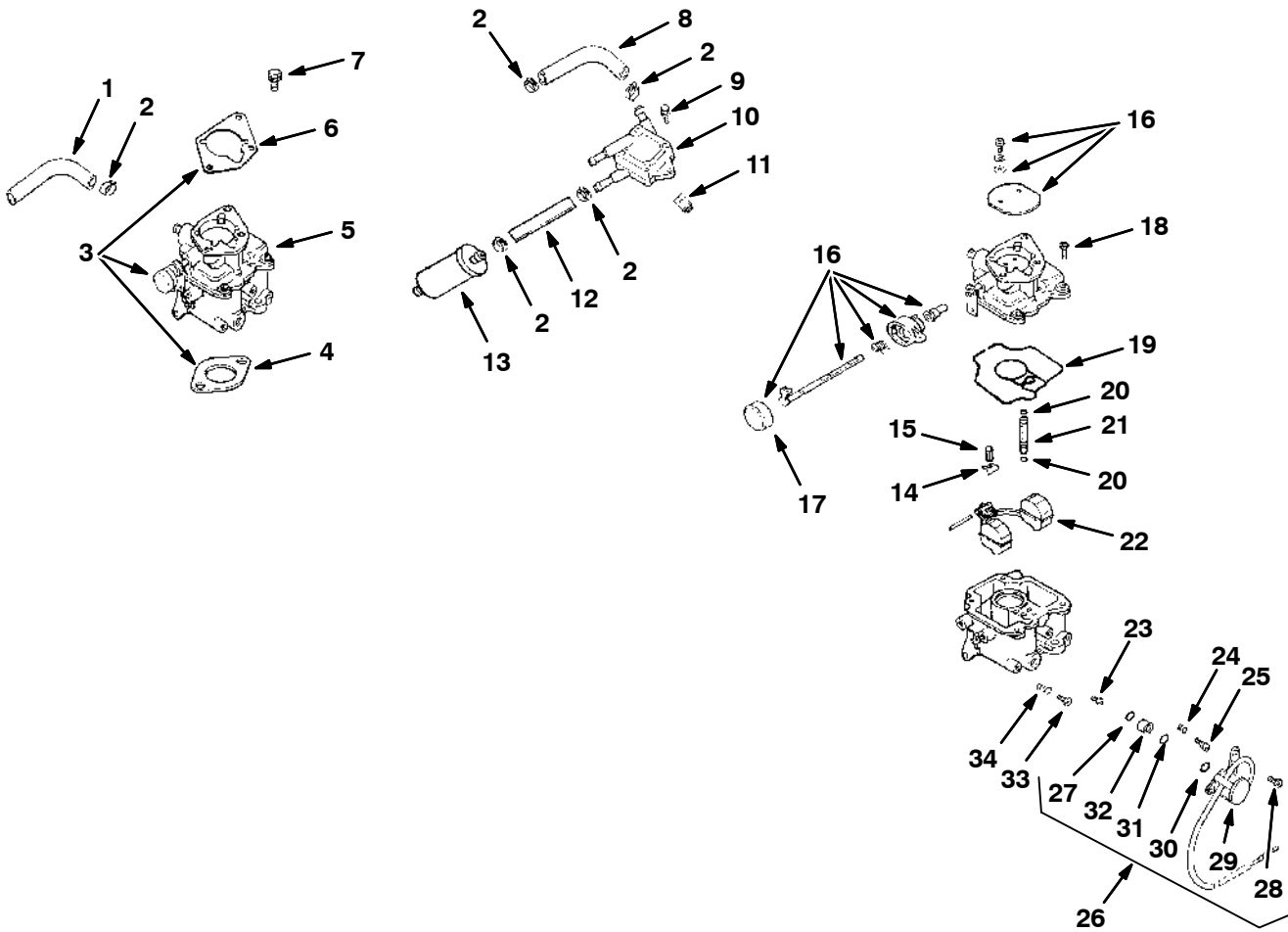


Fig. 7 - Carburetor and Fuel Group, Gasoline

Ref.	Tennant Part No.	Kohler Part Number	Description	Qty.
1	361806	24 353 02	Line, Fuel 15-1/2"	1
2	361907	X-426-9	Clamp, Hose	6
▽ 3	361838	24 853 32	Kit, Carb W/Gskt	1
▲ 4	361720	24 041 17	Gasket, Carb	1
▲▽ 5	361725	24 053 32	Carburetor	1
▲▲	361835	24 757 03	Kit, Carb Repair	1
▲ 6	361714	24 041 06	Gasket, Air Clnr	1
7	361893	M-0651030	Scr, Hxflm6X1.0X30	2
8	361854	25 353 10	Line, Fuel 9"	1
9	361745	24 086 12	Scr, Hxcpm6X1.7X18	2
10	361811	24 393 04	Pump, Fuel-Pulse	1
11	361765	24 100 01	Nut, Plastic	2
12	361855	25 353 15	Line, Fuel 3-1/2"	1
13	361724	24 050 02	Filter, Fuel	1
14	361790	24 154 01	Clip, Inlet Ndlvlv	1
15	361819	24 462 01	Valve, Inlet Ndl	1
▽ 16	361836	24 757 07	Kit, Choke Repair	1
▲ 17	361795	24 173 02	Cap, Choke Lever	1
18	361743	24 086 09	Screw, Carb Body	4
19	361716	24 041 09	Gasket, Carb Body	1
20	361783	24 153 02	O-Ring, Slow Jet	2
21	361804	24 337 01	Jet, Slow	1
22	361834	24 757 02	Kit, Float Repair	1
23	361805	24 337 02	Jet, Main	1
24	361753	24 089 11	Sprng, Idle Adj	1
25	361809	24 368 01	Needle, Idle Adj	1
▽ 26	361833	24 757 01	Kit, Solenoid Assy	1
▲ 27	361786	24 153 06	O-Ring, Solenoid	1
▲ 28	361742	24 086 07	Screw, Solenoid	2
▲ 29	361817	24 435 01	Solenoid	1
▲ 30	361784	24 153 04	O-Ring, Solenoid	1
▲ 31	361785	24 153 05	O-Ring, Solenoid	1
▲ 32	361823	24 521 01	Seat, Solenoid	1
33	361744	24 086 10	Scr, Idle Spd Adj	1
34	361752	24 089 10	Sprng, Idl Spd Adj	1

Fig. 8 - Carburetor and Fuel Group, LPG

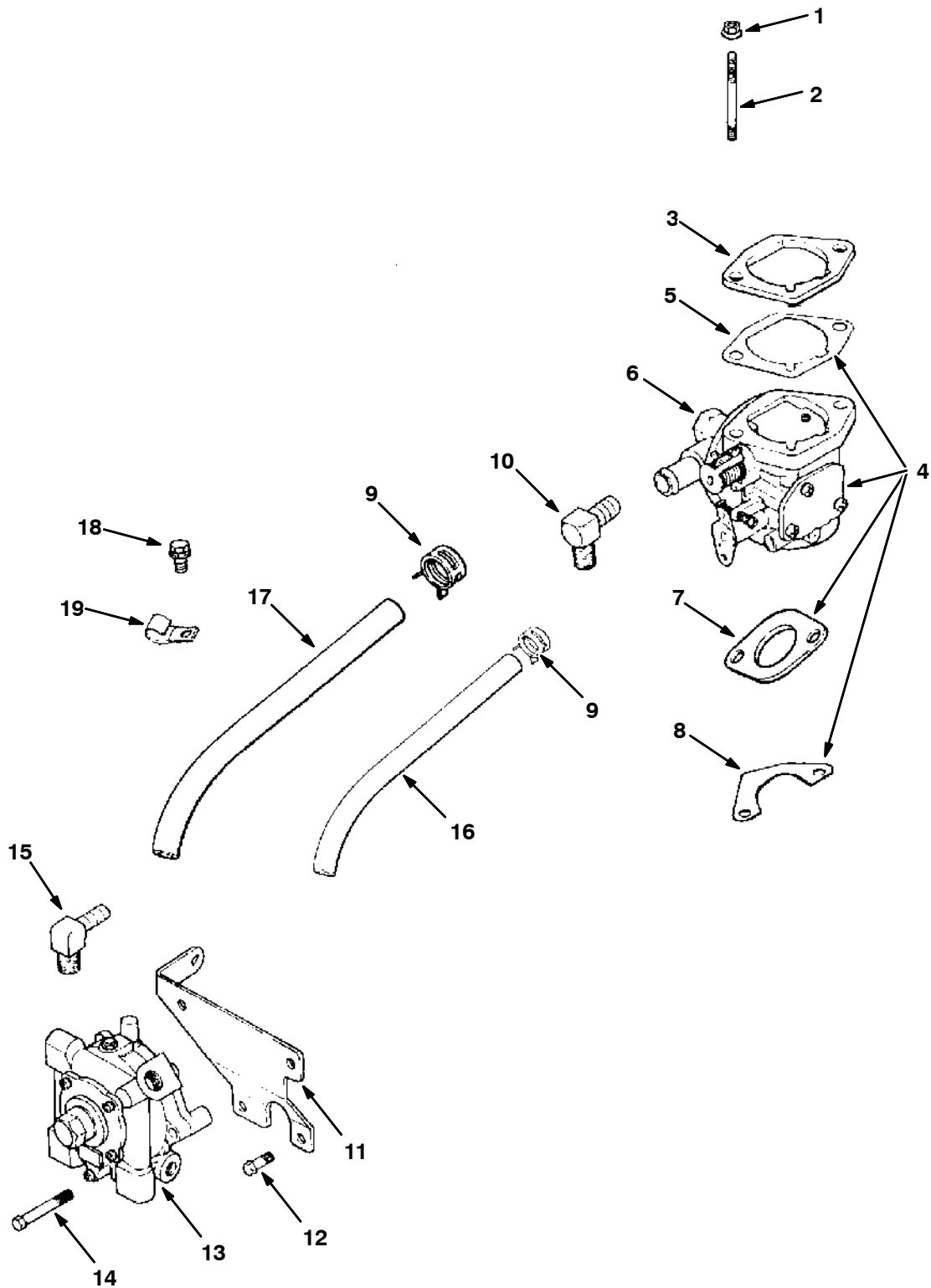


Fig. 8 - Carburetor and Fuel Group, LPG

Ref.	Tennant Part No.	Kohler Part Number	Description	Qty.	
1	361888	M-0641060	Nut,Hexfl M6X1.0	2	
2	361883	M-0629105	Stud M6X1.0X105	2	
3	361770	24 112 11	Spacer,Airclnbase	1	
▽	4	361839	24 853 46	Kit, Carburetor	1
▲	5	361718	24 041 14	Gskt,Air Clnrbase	1
▲	6	361726	24 053 46	Carburetor Assy (Repl by 361839)	1
▲	7	361719	24 041 15	Gasket, Carb	1
▲	8	361717	24 041 13	Gskt,Fuel Spiticup	1
		361718	24 041 14	Gskt,Air Clnrbase	1
		361719	24 041 15	Gasket, Carb	1
9	361676	12 237 06	Clamp, Hose	2	
10	361678	12 294 07	Ftg,90Deg Barbed	1	
11	361776	24 126 02	Bracket,Regulator	1	
12	361896	M-0839020	Scr,Hxflm8X1.2X20	2	
▽	13	361814	24 403 04	Regltr,2Stage Gas	1
▲		366079	24-757-26	Diaphram Kit	1
14	361898	M-0839040	Scr,Hxflm8X1.2X40	2	
15	361799	24 294 10	Ftg,90Deg Barbed	2	
16	361807	24 353 06	Line, Fuel	1	
17	361808	24 353 08	Line, Vacuum	1	
18	361892	M-0650012	Scr,Hxflm6X1.0X12	1	
19	361791	24 154 04	Clip, Hose	1	

Fig. 9 - Engine Controls Group

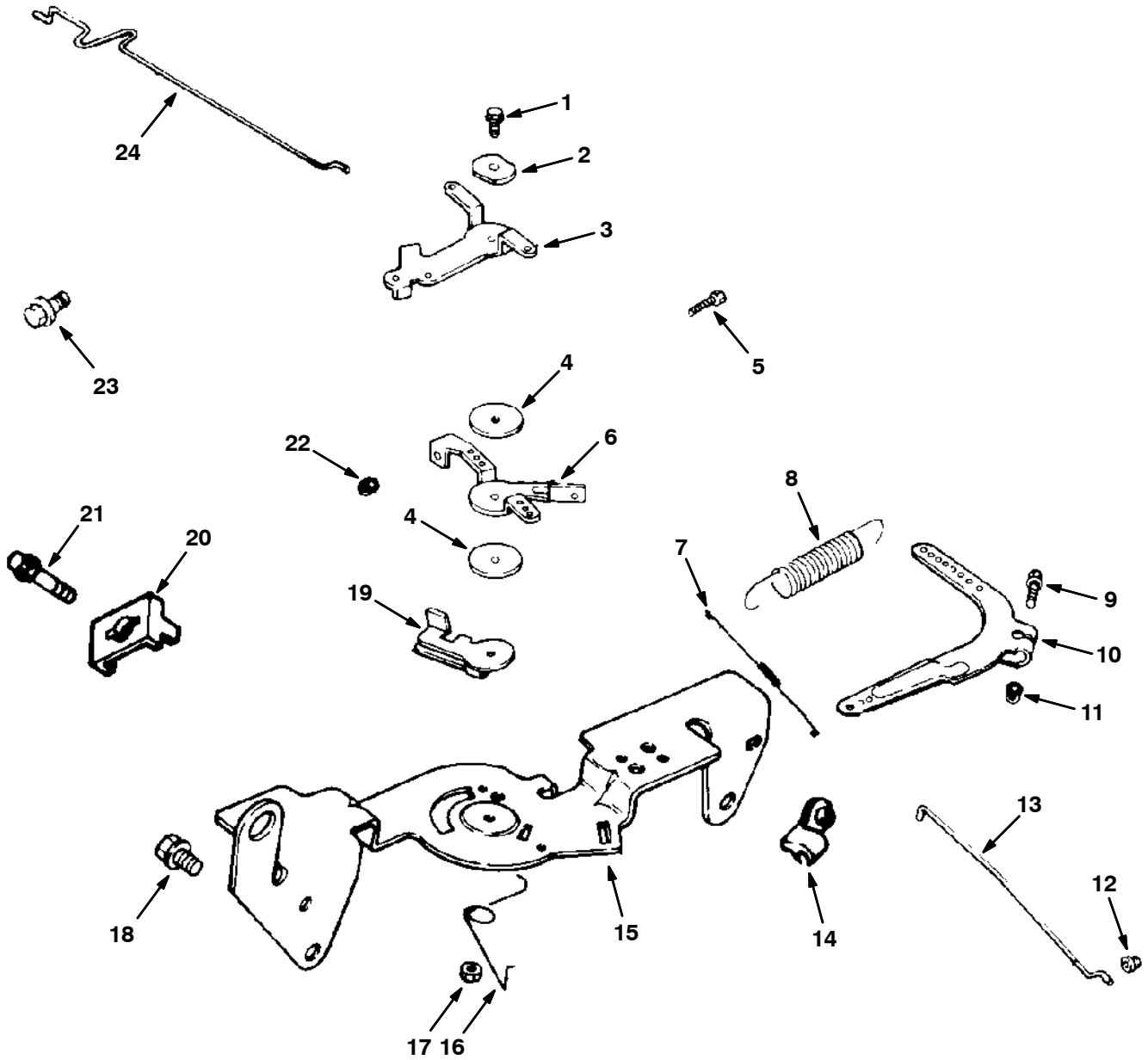


Fig. 9 - Engine Controls Group

Ref.	Tennant Part No.	Kohler Part Number	Description	Qty.
1	361879	M-0545020	Scr,Hxfl M5X.8X20	1
2	361859	41 468 03	Washer, Spring 1.4	1
3	361756	24 090 05	Lever, Choke	1
4	361843	24 468 01	Washer, Plain 5.5Mm	3
5	361875	M-0401030	Screw, Hx M4X.7X30	1
6	361755	24 090 03	Lever, Thrtl Cntrl	1
7	361749	24 089 01	Spring, Linkage	1
8	361754	24 089 18	Spring, Governor	1
9	361901	Sm-0642025	Scr,Hxflm6X1X25	1
10	361758	24 090 14	Lever, Governor	1
11	361888	M-0641060	Nut, Hexfl M6X1.0	1
12	361851	25 158 08	Bshg, Link Retain	1
13	361735	24 079 01	Link, Throtl(Gas)	1
13	361737	24 079 04	Link, Throtl(Lpg)	1
14	361852	25 158 11	Bshg, Link Retain	1
15	361775	24 126 13	Bracket, Control	1
16	361751	24 089 03	Sprng, Choke Retr	1
17	361880	M-0547050	Nut, Hexlock M5X.8	1
18	361889	M-0645016	Scr,Hxflm6X1.0X16	4
19	361757	24 090 07	Lever, Thrtl Actr	1
20	361675	12 237 01	Clamp, Cable	2
21	361878	M-0545016	Scr,Hxfl M5X.8X10	2
22	361876	M-0446030	Nut, Hex M4X0.7	1
23	361878	M-0545016	Scr,Hxfl M5X.8X10	1
24	361736	24 079 02	Linkage, Chok(Gas)	1
24	361738	24 079 05	Linkage, Chok(Lpg)	1

Fig. 10 - Air Intake Group, Gasoline

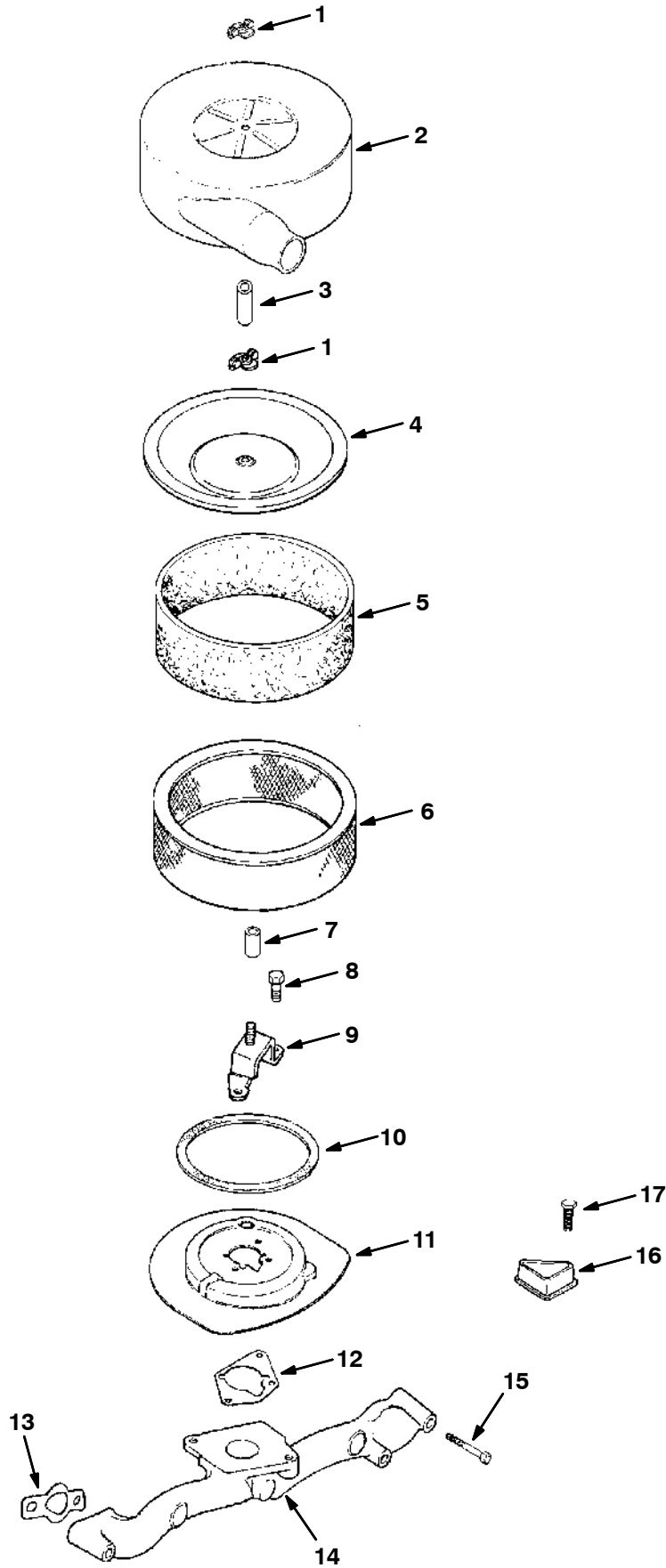


Fig. 10 - Air Intake Group, Gasoline

Ref.	Tennant Part No.	Kohler Part Number	Description	Qty.
1	361914	12 100 01	Wing Nut	2
2	361763	24 096 33	Cover,Air Cleaner	1
3	361708	24 032 08	Seal	1
4	361761	24 096 01	Cover,Inneraircln	1
5	361740	24 083 05	Element,Preclean	1
6	361741	24 083 09	Element,Air Clnr	1
7	361709	24 032 11	Seal	1
8	361886	M-0639016	Scr,Hxflm6X1.0X16	3
9	361832	24 755 99	Kit,Airclnr Brkt	1
10	361707	24 032 07	Seal,Air Cleaner	1
11	361759	24 094 05	Base,Air Cleaner	1
12	361714	24 041 06	Gasket,Air Clnr	1
13	361712	24 041 01	Gskt,Intake Mnfld	2
14	361794	24 164 14	Manifold, Intake	1
15	361894	M-0651055	Scr,Hxflm6X1.0X55	4
16	361762	24 096 17	Cover,Blower Hsg	2
17	361908	X-67-3	Scr,Semshxcp10-26X.5	2
	361772	24 113 31	Decal,Eng Maint	1
	361816	24 431 01	Sleeve,Fiberglas	1

Fig. 11 - Air Intake Group, LPG

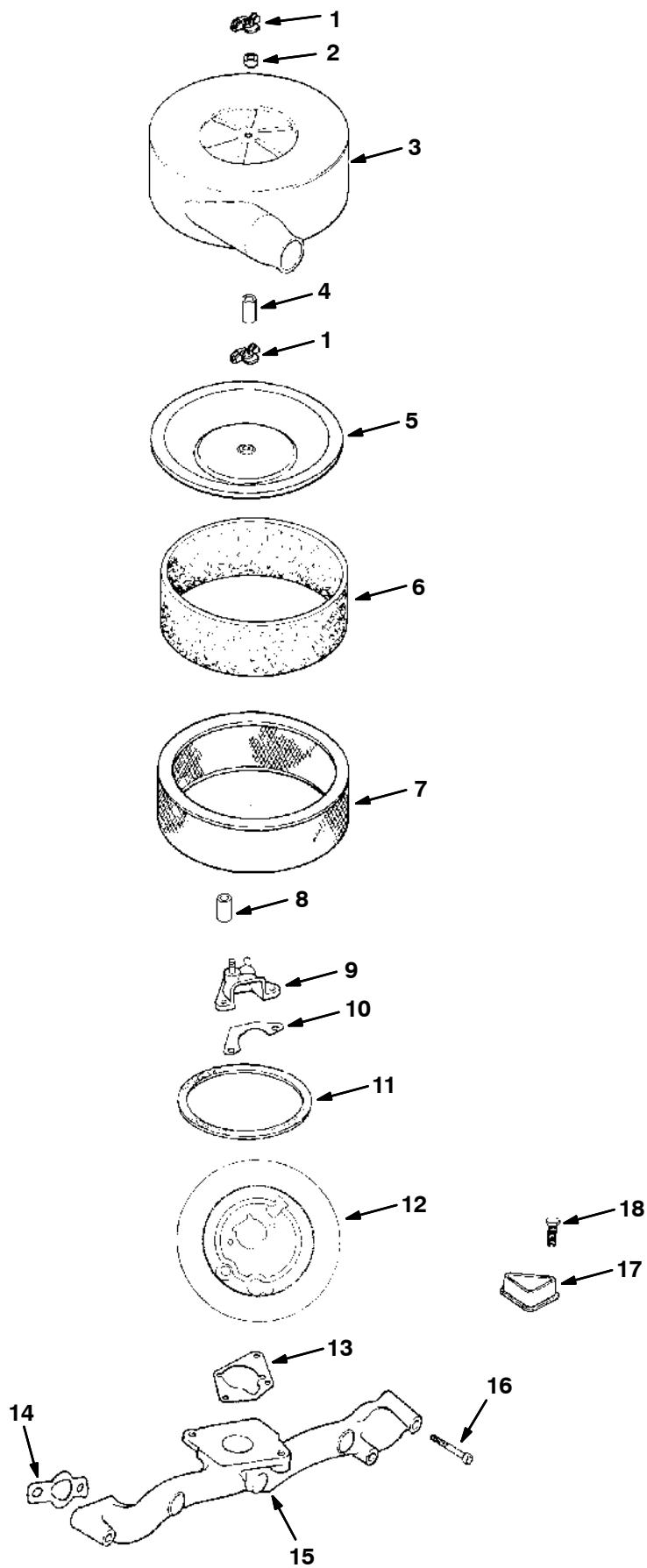


Fig. 11 - Air Intake Group, LPG

Ref.	Tennant Part No.	Kohler Part Number	Description	Qty.
1	361914	12 100 01	Wing Nut	2
2	361705	24 032 03	Seal,Inner Aircln	1
3	361763	24 096 33	Cover,Air Cleaner	1
4	10238	41 032 02	Seal	1
5	361761	24 096 01	Cover,Inneraircln	1
6	361740	24 083 05	Element,Preclean	1
7	361741	24 083 09	Element,Air Clnr	1
8	361709	24 032 11	Seal	1
9	361769	24 109 07	Cup,Fuel Spitback	1
10	361717	24 041 13	Gskt,Fuel Spitchup	1
11	361707	24 032 07	Seal,Air Cleaner	1
12	361760	24 094 16	Base,Air Cleaner	1
13	361718	24 041 14	Gskt,Air Clnrbase	1
14	361712	24 041 01	Gskt,Intake Mnfld	2
15	361793	24 164 06	Manifold, Intake	1
16	361894	M-0651055	Scr,Hxflm6X1.0X55	4
17	361762	24 096 17	Cover,Blower Hsg	2
18	361908	X-67-3	Scr,Semshxcp10-26X.5	2
	361772	24 113 31	Decal,Eng Maint	1

SECTION 6

CONTENTS

PAGE

PART NUMBER TO PAGE NUMBER CROSS REFERENCE LIST 6-2
PART DESCRIPTION TO PAGE NUMBER CROSS REFERENCE LIST 6-10

CROSS REFERENCE

PART NUMBER TO PAGE NUMBER CROSS REFERENCE LIST

Part Number	Page Number	Part Number	Page Number	Part Number	Page Number
IB2561	4-11	02705	4-3	12 380 04	5-3
M-0401030	5-17	02709	4-3	12 422 04	5-3
M-0446030	5-17	02863	2-17, 3-16	12 422 08	5-3
M-0545010	5-9	04706	2-23	12 422 09	5-3
M-0545016	5-7, 5-9, 5-17	06431	2-25, 2-27	12 422 10	5-3
M-0545020	5-8, 5-9, 5-17	06474A	2-61	12 422 11	5-3
M-0547050	5-17	06535	2-31	12 422 12	5-3
M-0548025	5-8	06750	2-67	12 422 13	5-3
M-0551016	5-9	07259	2-55	12 468 03	5-8
M-0629105	5-15	08013N	2-5	12 471 01	5-11
M-0631005	5-3, 5-5	08085	2-49	12 755 03	5-7
M-0639010	5-9	08712	3-15, 3-21	12273	2-7, 2-61, 2-63, 2-69
M-0639016	5-8, 5-19	08716	2-57, 2-59	12277	2-45, 3-15
M-0640034	5-7	09007	3-21	12317	2-57
M-0641060	5-15, 5-17	09010	2-7, 2-49, 2-61	12323	2-57
M-0645016	5-9, 5-17	09026	2-61	12333	2-7, 2-33, 2-63
M-0645020	5-7	09028	2-55	12364	2-47
M-0645025	5-5	09087	2-51	12459	2-45, 2-55, 2-61, 3-15
M-0650012	5-15	09740	2-9, 2-11, 2-45, 2-57,	13173	2-17
M-0651030	5-13		2-61	13513	2-69
M-0651055	5-19, 5-21	09744	2-59	13904	4-13, 4-15
M-0829033	5-3	09806	2-57	14131	2-29
M-0839020	5-15	10137	2-35	14242	2-41
M-0839025	5-8	10234	5-5	14595-1	2-39, 2-49
M-0839040	5-15	10238	5-21	14601	2-69
M-0839080	5-11	10362	2-53	14605	2-39, 2-49
M-0841080	5-3, 5-11	10632-1	2-69	15331	2-49
MM430	3-31	10632-12	3-5	15675	2-11, 2-15, 2-59, 2-61,
MM430ES	3-31	10632-18	2-57, 2-59, 3-7		2-63
MM430FR	3-31	10632-4	3-13	15678	2-57, 3-23
MM430JP	3-31	10632-9	3-7	16082	2-49
MM433	3-31	10664	3-13	16213	2-69
SK2561	4-11	10756	2-31	16455	2-55
Sm-0642025	5-17	11329	2-13, 2-23	16695	4-5, 4-7
X-23-1	5-5	11442-1	2-31	16949	2-15, 2-65
X-25-102	5-3	11631	2-45	17404	2-55
X-25-63	5-8	11848	2-29	17414	2-31
X-25-92	5-8	12 018 01	5-7	20634	2-63
X-42-15	5-8	12 032 01	5-3	21787	5-3
X-426-9	5-7, 5-13	12 050 01	5-5	21917	4-15
X-67-3	5-19, 5-21	12 085 02	5-8	21925	4-3
X-75-10	5-3	12 086 14	5-8	21926	4-3
X-75-23	5-5, 5-7	12 086 16	5-7	21927	4-3
X-8-21	5-5	12 090 10	5-11	21928	4-3
00500-10	2-53	12 100 01	5-19, 5-21	21929	4-3
00500-15	4-7	12 112 01	5-8	21933	4-19
00911	2-53	12 132 02	5-8	21934	4-19
00927	2-25, 2-27	12 144 02	5-5	21935	4-19
00954	2-53	12 153 03	5-7	21948	4-15
01684	2-61, 3-13	12 170 04	5-11	21951	4-9
01760	2-13	12 173 01	5-7	21952	4-9
02361	2-75	12 237 01	5-17	21953	4-9
02431	2-7	12 237 06	5-15	21959	4-5
02547	2-25, 2-27	12 239 01	5-11	21960	4-5
02603	4-9	12 294 07	5-15	21961	4-13
02645	4-9	12 351 01	5-7	21963	4-3
02646	4-9	12 380 01	5-5	21964	4-17
02647	4-9	12 380 03	5-3	21965	4-17

CROSS REFERENCE

Part Number	Page Number	Part Number	Page Number	Part Number	Page Number
21966	4-17	24 041 09	5-13	24 126 04	5-9
21967	4-17	24 041 13	5-15, 5-21	24 126 13	5-17
21972	4-17	24 041 14	5-15, 5-21	24 132 01	5-8
21973	4-17	24 041 15	5-15	24 136 01	5-5
21974	4-17	24 041 17	5-13	24 144 01	5-3
21980	4-11	24 041 23	5-7	24 146 02	5-9
21981	4-11	24 043 12	5-5	24 146 04	5-9
21983	4-11	24 050 01	5-7	24 153 01	5-5
21985	4-11	24 050 02	5-13	24 153 02	5-13
21986	4-11	24 053 32	5-13	24 153 04	5-13
21987	4-11	24 053 46	5-15	24 153 05	5-13
21989	4-11	24 063 12	5-9	24 153 06	5-13
21991	4-11	24 063 17	5-9	24 153 08	5-5
21993	4-11	24 063 20	5-9	24 153 09	5-7
21994	4-11	24 063 24	5-9	24 153 12	5-7
21995	4-11	24 063 30	5-9	24 154 01	5-13
21996	4-11	24 063 33	5-9	24 154 04	5-15
21997	4-11	24 067 09	5-3	24 157 01	5-8
21998	4-11	24 067 10	5-3	24 164 06	5-21
21999	4-11	24 079 01	5-17	24 164 14	5-19
22000	4-11	24 079 02	5-17	24 173 02	5-13
222114	2-19, 2-21	24 079 04	5-17	24 176 41	5-8
222196	2-37	24 079 05	5-17	24 176 48	5-8
222460	2-47	24 081 04	5-11	24 294 06	5-7
222504	2-59	24 083 05	5-19, 5-21	24 294 10	5-15
222505	2-47	24 083 09	5-19, 5-21	24 301 01	5-11
222516	2-13	24 086 07	5-13	24 318 09	5-7
222534	2-19, 2-21	24 086 09	5-13	24 318 10	5-7
22290	2-23	24 086 10	5-13	24 326 06	5-7
22297	2-25, 2-27	24 086 12	5-13	24 337 01	5-13
22308-3	2-31	24 086 16	5-5	24 337 02	5-13
23156	2-31	24 086 18	5-8	24 353 02	5-13
23498	2-51, 2-53	24 086 32	5-7	24 353 06	5-15
235011	5-7	24 089 01	5-17	24 353 08	5-15
235173	5-8	24 089 02	5-7	24 368 01	5-13
23694	2-33	24 089 03	5-17	24 381 04	5-5
23788	2-55	24 089 10	5-13	24 393 04	5-13
24 009 83	5-5	24 089 11	5-13	24 393 10	5-5
24 012 05	5-3	24 089 18	5-17	24 402 03	5-7
24 014 20	5-3	24 090 03	5-17	24 403 04	5-15
24 016 01	5-7	24 090 05	5-17	24 411 05	5-7
24 016 02	5-7	24 090 07	5-17	24 431 01	5-19
24 017 01	5-7	24 090 14	5-17	24 435 01	5-13
24 017 02	5-7	24 094 05	5-19	24 445 01	5-7
24 018 01	5-3	24 094 16	5-21	24 462 01	5-13
24 025 01	5-8	24 096 01	5-19, 5-21	24 468 01	5-17
24 025 03	5-8	24 096 02	5-7	24 518 08	5-8
24 027 79	5-9	24 096 17	5-19, 5-21	24 518 11	5-7
24 032 01	5-3	24 096 33	5-19, 5-21	24 518 12	5-8
24 032 03	5-21	24 098 01	5-11	24 521 01	5-13
24 032 05	5-7	24 100 01	5-13	24 522 23	5-3
24 032 07	5-19, 5-21	24 108 01	5-3	24 584 01	5-8
24 032 08	5-19	24 108 02	5-3	24 599 01	5-7
24 032 11	5-19, 5-21	24 108 03	5-3	24 703 01	5-7
24 033 01	5-7	24 109 07	5-21	24 755 03	5-3
24 038 06	5-5	24 112 11	5-15	24 755 09	5-5
24 041 01	5-19, 5-21	24 113 20	5-9	24 755 14	5-9
24 041 02	5-3	24 113 31	5-19, 5-21	24 755 66	5-7
24 041 06	5-13, 5-19	24 123 08	5-5	24 755 74	5-7
24 041 08	5-7	24 126 02	5-15	24 755 75	5-7

CROSS REFERENCE

Part Number	Page Number	Part Number	Page Number	Part Number	Page Number
24 755 99	5-19	33932	2-57	360276	2-39
24 757 01	5-13	33933	2-55	360280	2-9, 2-11
24 757 02	5-13	34176	4-7	360283	2-9, 2-11
24 757 03	5-13	34329	2-41	360284	2-9, 2-11
24 757 07	5-13	34359	2-61	360295	3-24
24 782 01	5-3	34813	2-19	360296	3-25
24 853 32	5-13	35529	2-55	360300	3-26, 3-30
24 853 46	5-15	35586	2-70	360309	2-13
24 874 01	5-3, 5-11	35973	2-45	360319	2-9
24 874 03	5-3	360023	2-39	360327	2-2, 2-3, 2-57
24-757-26	5-15	360026	2-59	360328	2-57
24012-1	2-33	360027	2-49	360332	2-59
24047	2-31	360028	2-49	360333	2-61
24199	2-63	360042	2-57	360334	2-57
24339	2-41, 3-27, 3-28, 3-29, 3-30	360050	2-13	360335	2-57
24576-1	3-7	360054	2-39	360336	2-2, 2-3, 2-61
24576	3-7	360062	2-70	360337	2-61
24899	2-45	360063	2-70	360338	2-61
24928-1	2-31	360064	2-55	360340	2-61
25 113 05	5-5	360071	2-39	360342	2-13
25 155 02	5-5	360073	2-39	360343	2-69
25 155 04	5-8	360074	2-39, 3-27, 3-28, 3-29, 3-30	360344	2-37
25 158 08	5-17	360077	2-55	360345	2-39
25 158 11	5-17	360078	2-49	360349	2-45
25 186 01	5-7	360079	2-3, 2-47	360351	2-33
25 353 10	5-13	360081	2-49	360352	2-39
25 353 15	5-13	360083	2-15	360357	2-49
25 403 04	5-8	360096	2-17	360361	2-13
25 452 01	5-7	360098	2-29, 2-65	360369	2-13
25 755 13	5-7	360099	2-65	360370	2-13
25312	3-16	360107	2-45	360384	2-27
25887	2-45	360109	2-45	360386	2-55
26395-2	3-3, 3-7, 3-21	360110	2-45	360388	2-3, 2-9, 2-11
26496	2-31	360111	2-45	360392	2-11
27048	2-31	360120	2-45	360395	2-9
28499-1	3-7	360127	2-25, 2-27	360403	2-29
28835	4-5, 4-7	360128	2-25, 2-27	360406	2-53
29499	2-49	360132	2-45	360410	2-47
29584	2-47	360134	2-2, 2-3, 2-7	360411	2-47
30013	2-7, 2-33	360136	2-2, 2-3, 2-7	360413	2-47
30251	2-45	360137	2-7	360414	2-47
30252	2-45	360138	2-7	360417	2-47
30253	2-45	360144	2-43	360421	2-61
30255	2-45	360152	2-41	360424	2-61
30533	3-19	360157	2-25	360426	2-57
31354	4-5, 4-7	360162	3-25, 3-28	360427	2-61
31373	4-5	360163	3-24, 3-27	360428	2-59
31375	4-7	360185	2-61	360429	2-57
31988	2-19, 2-21	360191	2-57	360430	2-57
32126	2-41, 3-27, 3-28, 3-29, 3-30	360192	2-57	360434	2-61
32486	2-49	360193	2-57	360435	2-61
32525	2-53	360194	2-57	360436	2-59
32645	2-25, 2-27	360199	2-2, 2-3, 2-63	360449	2-47
32899	2-39, 2-49	360200	2-7	360451	2-47
330710	3-31	360270	2-39	360454	2-47
330715	3-31	360271	2-39	360455	2-55
33342	2-49	360272	2-39	360459	2-37
33671	2-35	360273	2-39	360460	2-37, 2-43
		360274	2-39	360464	2-19, 2-21
		360275	2-39	360465	2-17

CROSS REFERENCE

Part Number	Page Number	Part Number	Page Number	Part Number	Page Number
360467	2-70	360834	2-25, 2-27	361030	2-67, 4-11
360481	2-3, 2-53	360839	3-11	361033	2-75
360483	2-25, 2-27	360840	2-37	361034	2-75
360487	2-11	360844	2-2, 2-3, 2-61	361035	2-75
360492	2-45	360848	2-61	361036	2-75
36050	2-2, 2-29	360854	2-37	361037	2-75
360500	3-3	360867	2-23	361040	2-75
360502	2-79	360869	2-69	361041	2-75
360503	2-79	360870	2-69	361044	2-75
360504	3-5	360873	2-15	361046	2-75
360520	3-3, 3-5	360876	2-33	361047	2-75
360521	3-23	360883	3-15	361048	2-75
360602	2-59	360884	2-37	361051	2-75
360603	2-2, 2-3, 2-61	360888	2-61	361054	2-59
360604	2-57, 3-23	360889	2-59	361064	2-80
360605	2-57	360890	2-57	361069	3-26
360606	2-61	360893	2-57	361070	2-49
360608	2-59	360894	2-57	361072	2-19, 2-21
360610	2-59	360903	2-55	361075	2-19, 2-21, 3-9, 3-13
360629	2-33	360906	2-17	361076	2-19, 2-21
360630	3-19	360908	2-57	361077	2-41, 3-26, 3-29, 3-30
360631	2-47	360909	3-23	361081	2-41, 3-29
360633	2-39	360910	3-23	361084	2-49
360637	2-43	360912	3-21	361107	2-80
360655	2-51	360915	3-21	361108	2-80
360658	2-51	360917	2-37	361112	2-29
360660	2-51	360919	2-53	361113	2-29
360678	2-51	360922	2-25, 2-27	361115	2-31
360702	2-25, 2-27	360928	2-17	361120	3-3
360703	2-33	360929	2-69	361121	2-7
360704	2-13	360930	2-47	361125	3-5
360711	2-23	360932	3-19	361130	3-31
360712	2-17	360933	3-15	361135	2-43
360713	2-17	360935	2-39	361136	2-53
360742	2-17	360938	3-21	361139	2-53
360761	2-2, 2-3, 2-11	360941	2-59	361140	3-9, 3-13
360762	2-41	360943	2-57, 3-15, 3-21	361141	3-9, 3-13
360763	2-11	360948	3-23	361144	2-3, 2-19, 2-21
360765	2-3, 2-53	360949	2-63	361146	3-17
360766	2-55	360952	2-63	361148	3-13
360768	2-55	360955	2-63	361159	2-65
360769	2-41	360957	2-63	361160	2-7
360773	2-19, 2-21	360961	2-47	361164	2-15
360774	2-43	360962	3-11	361165	2-15
360781	2-7, 2-11	360969	2-19, 2-21	361210	3-16
360782	2-2, 2-3, 2-7	360973	2-13, 3-3, 3-7, 3-16	361211	3-16
360784	2-2, 2-3, 2-9	360977	2-3, 2-51	361226	2-2
360786	2-2, 2-3, 2-57	360979	2-3, 2-51	361228	2-2
360795	3-11	360981	2-51	361231	2-2, 2-3, 5-5
360798	3-11	360991	2-2, 2-3, 2-65	361232	2-2
360801	2-47, 2-49	361009	2-75	361236	2-2
360802	2-39	361010	2-67, 4-3	361237	2-2
360808	2-63	361012	2-70, 4-13	361238	2-2
360809	2-63	361013	2-55, 4-17	361239	2-2
360819	2-35	361014	2-49, 4-5	361242	2-2
360820	2-63	361019	2-71, 4-15	361250	2-23
360821	2-37	361021	2-45, 4-7	361253	2-53
360822	3-23	361023	2-2, 2-3, 2-65	361254	2-53
360824	2-59	361025	2-41, 4-9	361264	2-31
360831	2-15	361028	2-70, 4-13	361268	3-15

CROSS REFERENCE

Part Number	Page Number	Part Number	Page Number	Part Number	Page Number
361272	2-53	361693	5-5	361753	5-13
361274	2-55	361694	5-3	361754	5-17
361275	2-31	361695	5-3	361755	5-17
361276	2-55	361696	5-7	361756	5-17
361278	2-53	361697	5-7	361757	5-17
361280	2-29	361698	5-7	361758	5-17
361284	3-11	361699	5-7	361759	5-19
361285	3-11	361700	5-3	361760	5-21
361288	3-9	361701	5-8	361761	5-19, 5-21
361292	3-15	361702	5-8	361762	5-19, 5-21
361293	2-17	361703	5-9	361763	5-19, 5-21
361295	2-55	361704	5-3	361764	5-11
361299	2-70	361705	5-21	361765	5-13
361300	2-17	361706	5-7	361766	5-3
361306	2-9	361707	5-19, 5-21	361767	5-3
361321	2-9	361708	5-19	361768	5-3
361329	3-15	361709	5-19, 5-21	361769	5-21
361330	3-15	361710	5-7	361770	5-15
361331	3-15	361711	5-5	361771	5-9
361332	3-15	361712	5-19, 5-21	361772	5-19, 5-21
361333	2-59	361713	5-3	361773	5-5
361339	2-57	361714	5-13, 5-19	361774	5-9
361342	2-13	361715	5-7	361775	5-17
361343	2-13	361716	5-13	361776	5-15
361344	2-13	361717	5-15, 5-21	361777	5-5
361345	2-13	361718	5-15, 5-21	361778	5-3
361346	2-7	361719	5-15	361779	5-9
361550	2-13	361720	5-13	361780	5-9
361554	2-13	361721	5-7	361781	5-9
361555	2-45	361722	5-5	361782	5-5
361659	5-7	361723	5-7	361783	5-13
361660	5-8	361724	5-13	361784	5-13
361661	5-7	361725	5-13	361785	5-13
361662	5-3	361726	5-15	361786	5-13
361664	5-8	361727	5-9	361787	5-5
361665	5-8	361728	5-9	361788	5-7
361669	2-33	361729	5-9	361789	5-7
361670	3-15	361730	5-9	361790	5-13
361671	3-11	361731	5-9	361791	5-15
361672	3-11	361732	5-9	361792	5-8
361673	3-11	361733	5-3	361793	5-21
361674	5-7	361734	5-3	361794	5-19
361675	5-17	361735	5-17	361795	5-13
361676	5-15	361736	5-17	361796	5-8
361677	5-11	361737	5-17	361797	5-8
361678	5-15	361738	5-17	361798	5-7
361679	5-7	361739	5-11	361799	5-15
361680	5-5	361740	2-2, 2-3, 5-19, 5-21	361800	5-11
361681	5-3	361741	2-2, 2-3, 5-19, 5-21	361801	5-7
361682	5-3	361742	5-13	361802	5-7
361683	5-3	361743	5-13	361803	5-7
361684	5-3	361744	5-13	361804	5-13
361685	5-3	361745	5-13	361805	5-13
361686	5-3	361746	5-5	361806	5-13
361687	5-3	361747	5-8	361807	5-15
361688	5-3	361748	5-7	361808	5-15
361689	5-3	361749	5-17	361809	5-13
361690	5-8	361750	5-7	361810	5-5
361691	5-11	361751	5-17	361811	5-13
361692	5-7	361752	5-13	361812	5-5

CROSS REFERENCE

Part Number	Page Number	Part Number	Page Number	Part Number	Page Number
361813	5-7	361875	5-17	364949	2-41
361814	5-15	361876	5-17	366016	3-7
361815	5-7	361877	5-9	366021	3-7
361816	5-19	361878	5-7, 5-9, 5-17	366024	3-7
361817	5-13	361879	5-8, 5-9, 5-17	366025	3-7
361819	5-13	361880	5-17	366073	2-2
361820	5-8	361881	5-8	366074	2-3
361821	5-7	361882	5-9	366079	5-15
361822	5-8	361883	5-15	366092	2-41, 3-26, 3-29, 3-30
361823	5-13	361884	5-3, 5-5	366093	3-26, 3-30
361824	5-8	361885	5-9	366094	2-41, 3-29
361825	5-7	361886	5-8, 5-19	366103	2-31
361826	5-7	361887	5-7	366104	2-41, 3-26, 3-29, 3-30
361827	5-5	361888	5-15, 5-17	366107	3-27, 3-28, 3-29, 3-30
361828	5-9	361889	5-9, 5-17	366111	3-29
361829	5-7	361890	5-7	366112	3-30
361830	5-7	361891	5-5	366113	3-29
361831	5-7	361892	5-15	366114	3-30
361832	5-19	361893	5-13	366116	3-28
361833	5-13	361894	5-19, 5-21	366117	3-28
361834	5-13	361895	5-3	366118	3-27
361835	5-13	361896	5-15	366119	3-27
361836	5-13	361897	5-8	36658	2-63
361837	5-3	361898	5-15	36661	2-63
361838	5-13	361899	5-11	369704	2-51
361839	5-15	361900	5-3, 5-11	369810	3-18
361840	5-3	361901	5-17	370153	2-63
361841	5-7	361902	5-5	371687	3-31
361842	5-7	361903	5-3	375001	3-27, 3-28, 3-29, 3-30
361843	5-17	361904	5-8	375019	2-51
361844	5-3	361905	5-8	375020	2-43
361845	5-3	361906	5-8	375021	2-2, 2-3, 5-8
361847	5-3, 5-11	361907	5-7, 5-13	375133	2-57
361848	5-3	361908	5-19, 5-21	375134	2-57
361849	5-5	361909	5-3	375212	2-2, 2-3, 2-63
361850	5-8	361910	5-5, 5-7	375406	2-31
361851	5-17	361911	5-5	375407	2-31
361852	5-17	361912	5-7	375411	2-13
361853	5-7	361913	5-11	37555	4-5, 4-7
361854	5-13	361914	5-19, 5-21	38263	4-5
361855	5-13	361915	5-8	38315	4-9
361856	5-8	361916	5-8	38490	4-9
361857	5-7	361917	5-5	385947	2-5
361858	5-7	361918	5-7	387376	2-53
361859	5-17	361919	5-11	387387	2-53
361860	5-8	36192	2-3, 2-13	387388	2-53
361861	5-8	361944	3-5	387389	2-53
361862	5-3	361947	2-31	39326	2-25, 2-27
361863	5-3	361950	2-17	39332	2-53
361864	5-5	361951	2-13	39346	2-47
361865	5-11	361974	2-3, 2-31	39349	2-13
361866	5-11	361975	3-3, 3-5	39395	2-45
361867	5-11	361977	2-53	39396	2-49
361868	5-11	36328	2-55	39527	4-7
361869	5-11	36438	3-7	39780-2	3-13
361870	5-11	36439	3-7	398525	2-17, 2-55
361871	5-11	364826	2-41	39924	3-13
361872	5-5	364827	2-41	40607	3-13
361873	5-11	364861	2-41	40758	2-7
361874	5-5	364863	2-41	41 032 02	5-21

CROSS REFERENCE

Part Number	Page Number	Part Number	Page Number	Part Number	Page Number
41 468 03	5-17	50470	3-7	57751	2-19, 2-21, 3-3, 3-5, 3-7, 3-23
41141	2-35	50616	3-7	57778	2-35
41142	2-51	51109	2-39	57803	2-19, 2-21, 3-3, 3-5, 3-7, 3-23
41178	2-57, 3-15	51225-1	2-61	57897	4-3
41561	2-53	51417	4-9	57962	2-75
41619	2-57	51529	2-43	58842	2-41
42120-1	2-55	51564	2-45	59118-6	2-53
42124	3-21	51813	2-47	59431	2-5
42215	2-23	52 032 08	5-5	59432	2-5
42223	2-67	52 089 09	5-11	59542	2-55
42384	3-13	52 099 06	5-5	59560	2-75
43454	2-15	52 100 09	5-11	59633	2-49
43672	3-7	52 100 10	5-11	59672	2-37
43673	3-7	52 139 09	5-3	59767	2-80
43844	2-29	52 168 01	5-11	59870	2-70
44078	2-19, 2-21, 2-51	52 211 05	5-11	59965	3-9, 3-13
44166	3-21	52 221 01	5-11	60587	4-3
44681-1	3-3, 3-5	52 323 03	5-11	60739	2-13
44681-2	3-3, 3-5	52 380 06	5-5	60752	3-23
44681	3-3, 3-5	52 435 02	5-11	61891	4-3
44869	2-67, 2-71	52 448 02	5-5	61923	3-7
44906	2-37	52296	2-43	62172	2-33
44936	2-41	52386	4-3	62173	2-33
44961	2-61	52402	2-45, 2-70	63292	2-69
45628	4-5, 4-7	52508	2-45	63416	2-70
45779	3-3, 3-5, 3-23	53076	2-67	64173	2-47
45786	2-41, 3-26, 3-29, 3-30	53400-1	2-31	64379	2-61
46140	2-51	53400-4	2-31	64425	2-49
46480	2-41	53601	2-41	64655	2-23
46481	2-65	53984	2-49	64886	2-41
46559	2-49, 2-67	54009	3-21	64905	2-33
47 144 09	5-8	54012	3-21	65145-1	2-67
47501	2-49	54096	2-61	65221	3-13
47512	2-67	54121	2-63	65222	3-13
47513	2-65	54390	2-39	65229	4-7
47522	2-41	54395	2-13	65230	4-5
47585	2-23	54995	2-43, 2-47	65441	2-69
47638	2-55, 2-70	55130	2-63	65869-1	2-2, 2-3
47655	2-65	55248	2-57	67004	3-21
47719	2-41	55586	2-45, 2-71	67366	2-17
47752	2-23	55619	2-65	67767	2-7, 2-17, 2-31, 2-45
47753	2-49	55685	2-70	68866	2-69
47801	2-41	55740	2-2, 2-3, 2-65	68872	2-35
48 154 02	5-8	55779	2-45	68873	2-35
48 755 21	5-3	55965	3-21	69234	2-17
48 755 24	5-3	56185	2-23	70006	2-65
48267	2-29	56186	2-19, 2-21	70096	4-3
48577	4-17	56398	2-23	70097	4-3
48614	2-31	56690	2-23, 2-71	70098	4-3
48732	2-55	56820	2-41, 2-55, 2-70	70099	4-3
48763	3-11	56821	2-49	70100	4-3
49145	2-39	56976A	2-31	70103	4-3
49225	2-41	57167	2-19, 2-21	70218	2-23
49263	2-23	57288	2-75	70219	2-23
49266	2-29, 2-41, 2-49, 2-51, 2-57, 2-69, 3-3, 3-5, 3-7	57370	4-9	70622	2-23
49300	2-51	57373	4-9	70709	2-23
49697	2-57	57374	4-9	70717	2-23
49826	2-9, 2-11, 2-63	57375	4-9	70767	2-29
		57564	2-7, 2-11		
		57576	2-75		

CROSS REFERENCE

Part Number	Page Number	Part Number	Page Number	Part Number	Page Number
71126	2-47	79731	4-15	87689	2-2, 2-3, 2-61
71713	2-23, 4-19	79739	4-15	87707	2-51
71721	2-67	79740	4-15	87851	4-17
72155	2-41	79784	4-17	87889	5-5
72439	2-15	79785	4-13	87948	3-23
72728	2-69	79786	4-13	87949	3-23
72968	2-2, 2-7, 2-57	79787	4-13	87983	2-51
73027	2-23	79788	4-13	97031	2-39
73061	2-23	79789	4-13		
73411	2-69	79792	4-13		
74068	3-5	79794	4-13		
74077	2-57	79795	4-13		
74094	4-5, 4-7	79796	4-13		
74095	4-7	79800	4-13		
74098	4-7, 4-9	79801	4-13		
74099	4-7	79802	4-13		
74100	4-5, 4-7	79804	4-13		
74119	4-9	79805	4-13		
74120	4-9	79806	4-13		
74174	4-7	79807	4-13		
74180	4-3	79808	4-13		
74183	4-19	79812	4-13		
74185	4-19	79814	4-13		
74192	4-19	79820	4-13		
74193	4-19	82226	2-19, 2-21		
74196	4-19	82239	2-41		
74222	4-19	82526	2-29		
74225	4-3	82544	2-29		
74226	4-3	82739	3-13		
74229	4-3	82747	2-7, 2-21		
74230	4-3	82809	2-75		
74231	4-19	82816	2-75		
74232	4-19	82833	2-61		
74237	4-3	83887	2-69		
74243	4-19	84170	2-69		
74244	4-19	84581	2-49		
74245	4-19	85430	3-31		
74248	4-3	85433	3-31		
74250	4-5, 4-7	86029	2-49		
74454	2-53	86328	2-55		
74455	2-7, 2-55, 2-61, 3-9, 3-13	86332	3-5		
74469	4-3	86659	2-39		
75128	2-13	86798	2-37		
75305	2-37	87052	2-79		
75430	2-37	87097	2-5		
75934	2-69	87099	2-5		
75939	2-17, 2-51	87104	2-61		
75968	2-23	87180	2-7		
76316	2-65, 2-71	87181	2-2, 2-3, 2-7		
76438	2-69	87216	2-55		
76570	2-47	87244	2-55		
76736	2-29	87299	2-53		
77097	2-41, 2-61, 2-71	87333	2-5		
77235	3-18	87334	2-5		
78785	2-69	87346	3-23		
78811	2-75	87546	2-63		
79246	2-61	87581	2-15		
79711	4-15	87585	2-51		
79729	4-9	87624	2-53		
		87631	2-45		

PART DESCRIPTION TO PAGE NUMBER CROSS REFERENCE LIST

Numbers

90 Ohm Sending Unit, 2-29

A

Adaptor Wldt, Vac Wand, 3-21
 Angle, Bottom Stiffener, 2-57
 Angle, Cable Keeper, 2-47
 Angle, Guide, 2-13
 Angle, Mtg, Latch Pin, 2-15
 Angle, Mtg, Muffler, 2-33
 Arm Assy, Lift W/Label, 2-55
 Arm Wldt, Brush, Lh, 2-45
 Arm Wldt, Lift, 2-49
 Arm Wldt, Rh, 2-45
 Arm, Brush, Adj, Lh, 2-47
 Arm, Brush, Adj, Rh, 2-47
 Arm, Rocker, 5-7
 Arm, Safety, W/Label, 2-55
 Armature, Starter, 5-11

B

Backing Plate Kn, 2-39
 Backplate Assy, 4-3
 Backup Alarm Kit 6400, 12 V, 3-7
 Baffle, Air Duct#1, 5-9
 Baffle, Air Duct#2, 5-9
 Baffle, Cyl Barr#1, 5-9
 Baffle, Cyl Barr#2, 5-9
 Baffle, Valley#1, 5-9
 Baffle, Valley#2, 5-9
 Balance Ring, 4-9
 Ball Joint, 250-28, 2-69
 Ball, 4-13
 Bar-Fit .06T 1.00W 4.00L, Rbr, 2-63
 Bar-Fit .06T 4.00W 5.00L, Rbr, 2-63
 Barrel, 4-17
 Base, Air Cleaner, 5-19, 5-21
 Battery, 12V, Cc Amps:475 Wet, 2-35
 Bearing Cam, 4-3
 Bearing Kit, 4-19
 Bearing, .750 Bore, 2-45
 Bearing, Ball, 0.67B 1.57D 0.47W, 2-53
 Bearing, Ball, 1.18B 2.44D 0.6, 3-27, 3-28,
 3-29, 3-30
 Bearing, Cup&Cone Assy, 2-41
 Bearing, Flange .500B, 2-23
 Bearing, Journal, 2-55, 2-61
 Bearing, Needle, 4-11
 Bearing, Thrust - Fiberglass, 2-49
 Bearing, Thrust, 4-3
 Bearing, .50X.38, 2-47
 Bearing-Ball, 0.67B 1.57D 0.47W, 2-53
 Bearing-Ball, 1.18B 2.44D 0.63W, 2-39
 Bearing-Ball, 1.38B 2.83D 0.67W, 2-45
 Bearing-Flange, .500Bore .38L, 2-37
 Bearing-Flange, 2 Hole 0.50Bore, 2-23
 Bearing-Self Align 1.250 Bore, 2-55
 Bearing, 4-17

Bellows, Solenoid .75-16, 2-51
 Belt, Fan, 2-53
 Belt, Seat, 3-19
 Belt, 2-3
 Block, Adjusting, 2-43
 Block, 2-47
 Bolt, Thrum5X.8X99, 5-11
 Bolt, 4-9
 Boot, Circuit Breaker, 3-3, 3-5, 3-7
 Boot, Batt.Term. 1-2Ga. Red, 2-35
 Boot, Batt.Term. 1-2Ga. Black, 2-35
 Boot, Circuit Breaker, 2-19, 2-21, 3-23
 Bracket Wldt, Duct, 2-51
 Bracket Wldt, Hinge, 2-59
 Bracket Wldt, Latch, 2-15
 Bracket Wldt, Lpg Mount, 2-31
 Bracket Wldt, Mtg, Engine, 2-25, 2-27
 Bracket Wldt, Sbdc, 3-15
 Bracket Wldt, Steering, Tilt, 2-23
 Bracket, Alarm, Backup, 3-7
 Bracket, Angle, 2-17, 2-53
 Bracket, Clip, 2-59
 Bracket, Control, 5-17
 Bracket, Cylinder, Mtg, 2-61
 Bracket, Door, Indicator, 3-9, 3-13
 Bracket, Drive Motor, 2-41
 Bracket, Flasher, 3-7
 Bracket, Guard, 2-55
 Bracket, Hinge, Brush Door, 2-9, 2-11
 Bracket, Lpg Tank, 2-31
 Bracket, Mtg, Back Plate, Rh, 2-61
 Bracket, Mtg, Bearing, 2-45
 Bracket, Mtg, Fuel Tank, 2-29
 Bracket, Mtg, Motor, 2-49
 Bracket, Mtg, Propel Cable, 2-69
 Bracket, Mtg, 2-49
 Bracket, Propel Adjuster, 2-69
 Bracket, Retainer, 2-69
 Bracket, Return Filter, 2-65
 Bracket, Safety Clip, 2-69
 Bracket, Sbdc, 3-15
 Bracket, Seat Adjuster, 2-13
 Bracket, Shaker Switch, 2-51
 Bracket, Spring Mount, 2-69
 Bracket, Stop, Brush Door, 2-9, 2-11
 Bracket, Support, Cover, 2-57, 2-59
 Bracket, Support, Lpg Tank, [6400], 2-31
 Bracket, Support, Shaker, 2-63
 Bracket, Support, 5-9
 Bracket, Vac Wand, 3-21
 Bracket, Vaporizer, 2-31
 Bracket, Mtg, Back Plate, Lh, 2-61
 Bracket, Regulator, 5-15
 Bracket, 2-55
 Brake Assy, 2-39
 Breaker-Circuit, 15 Resetbl, 3-3, 3-5, 3-7
 Breaker-Circuit, 15A Resetable, 2-19,
 2-21, 3-23
 Breather, Hyd Cap 5.2Ds Chain, 2-65
 Breather, Hyd, 2-2, 2-3
 Brush-Side Swp-23 Dia-Flatwire, 2-5

Brush-Side Swp-23 Dia-Nylon, 2-5
 Brush-Side Swp-23 Dia-Poly, 2-5
 Brush-Sweep Spl-36Lg-24 Single
 Row-Polyester, 2-5
 Brush-Sweep Spl-36Lg-8 Double
 Row-Poly and Wire, 2-5
 Brush-Sweep Spl-36Lg-8 Double
 Row-Poly, 2-5
 Brush-Sweep Spl-36Lg-8 Double
 Row-Polyester, 2-5
 Brush-Sweep, 36L, 8 Dr, Umx, Spl -
 Carpet, 2-5
 Bshg, Link Retain, 5-17
 Bulb, 12V .27A 2Cp #194, 3-23
 Bulb, Sd-168 9.00 Lg, 2-9
 Bulb, 3-3, 3-5, 3-7, 3-23
 Bumper Wldt, Front, 2-59
 Bumper, Rubber, 2-13
 Bushing Assy, Flng, 4 Hole, 1.57B, Stl,
 2-53
 Bushing, Door Pivot, 2-61
 Bushing, Isolator-Inner, Rbr., 2-33
 Bushing, B20 D22 L24, 2-39
 Bushing, 4-13

C

Cable Assy-Batt, Pos., 2-35
 Cable, Battery, Negative, 2-35
 Cable, Choke, 2-19, 2-21
 Cable, Push-Pull, 2-69
 Cable, Throttle, 2-17
 Cable, 2-3, 2-47, 2-49
 Cabletie Mount, Adhesive, 2-57
 Cam Wldt, Speed Limit, 2-37
 Cam, Nickel Plated Kn, 2-39
 Camplate, 4-3
 Camshaft, 5-3
 Cap Assembly, 4-13
 Cap Screw, 4-5
 Cap, Choke Lever, 5-13
 Cap, End, 4-5, 4-19
 Cap, Fuel, 2-29
 Cap, Hub, 2-39
 Cap, Screw, 4-7
 Cap, Steering Wheel, 2-23
 Cap, Valve Stem, 2-41, 3-26, 3-29, 3-30
 Cap, Valve Spring, 5-7
 Cap, 2-45
 Carburetor Assy (Repl by 361839), 5-15
 Carburetor, 5-13
 Cart, PSI CN CP, 4-15
 Center Housing, 4-11
 Chain, Sah#35, 4Links, Cad 2.37, 3-7
 Chain, Jack#12, 6Links, Znc, 3-21
 Chain, Link#2/08 5Links, Br.Zinc, 2-7
 Channel Wldt, Ohg, Lh, 3-11
 Channel Wldt, Ohg, Rh, 3-11
 Channel Wldt, Vac Fan Muffler, 2-53
 Channel, Fan, 2-53
 Channel, Latch, 2-15

Channel, Mounting, Steering La, 2-23
 Channel, Recirculation Flap, 2-7
 Channel, Vac Fan Muffler, 2-53
 Clamp, Cable 1.5 Dia, 2-55
 Clamp, Cable, 5-17
 Clamp, Hose, 5-7, 5-13, 5-15
 Clamp, Muffler 1.25D, 2-33
 Clamp, Tube-Double, 2-17
 Clamp-Cable, 0.38D 0.38W Stl, 3-7
 Clamp-Cable, 0.38D 0.38W stl, 3-3
 Clamp-Cable, 0.38Dia 0.38Wth, 3-21
 Clamp-Cable, 0.38Dia 0.62Wth, 2-29
 Clamp-Cable, 1.00Dia. .62Wth, 2-17
 Clamp-Cable, .69Dia. 62Wth, 2-7, 2-17, 2-31, 2-45
 Clamp-Muff, For 1.75 Od Tube L, 2-33
 Clamp-Muffler, For 1.37 Od Tube, 2-33
 Clamp-Wormdrive, 0.25- 0.62D, 2-29
 Clamp-Wormdrive, 1.56- 2.50D L, 2-25, 2-27
 Clamp-Wormdrive, 2.63- 4.50D, 2-51, 2-53
 Clevis Pin, 4-17
 Clevis, Adjust. 0.25-28Th. Cad., 2-39, 2-49
 Clip Spring Prop Arm, 2-55
 Clip, Cable, 5-8
 Clip, Hose, 5-15
 Clip, Cable, 5-8
 Clip, Inlet Ndlv, 5-13
 Clip-Finger Grip, 3-21
 Coil, 12V, 4-15
 Column, Steering #2 10Lg Wire, 2-23
 Commutator, Endcap, 5-11
 Cone, 4-13
 Conn Rod .25, 5-3
 Conn Rod Std, 5-3
 Connector, 5-8
 Cord, Sponge, 2-3
 Coupler, Hyd Pump, 2-67
 Coupling, Quick Disc. Shwd, 2-31
 Cover, Breather, 5-7
 Cover, Hopper, 2-59
 Cover, O-Ring, 4-3
 Cover, Shroud, Rear, 2-13
 Cover, Trunion, 4-3
 Cover, Air Cleaner, 5-19, 5-21
 Cover, Blower Hsg, 5-19, 5-21
 Cover, Inneraircln, 5-19, 5-21
 Cover, 4-3
 Crankshaft, 5-3
 Crescent Ring, 4-11
 Cup, Fuel Spitback, 5-21
 Cylinder, Hyd 2.5B (See Breakdowns), 2-55
 Cylinder, Hyd 2.5B 13.5S 2500, 4-17
 Cylinder-Hyd 2.0X4.0Da2500Psi, 2-61
 Cylinder-Hyd 2.0X8.0Da1500Psi, 2-41

D

Damper Plate, 2-51
 Damper Weld., 2-51
 Decal, Eng Maint, 5-19, 5-21

Decal, Horsepower, 5-9
 Decal, Oil Sentry, 5-5
 Deflector, Hopper, Lh, 2-57
 Deflector, Hopper, Rh, 2-57
 Detent Adaptr, 4-13
 Diaphragm Kit, 5-15
 Dipstick, 5-5
 Door Wldt, Dump, 2-61
 Door Wldt, Lh, 2-11
 Door Wldt, Rh, 2-9
 Door, Access W/Label, 2-57
 Drive Shaft, 4-11
 Drive, End Cap, 5-11
 Drive, Pinion, 5-11
 Drive, 4-5, 4-7, 4-9, 4-19
 Duct, Vinyl 14.0, 3-5
 Duct, Vinyl 26.0, 3-5
 Dust Control Kit, Side Brush, 3-15

E

Element, Air Cleaner, 2-2, 2-3
 Element, Air Filter, 2-2
 Element, Filter, 3-13
 Element, Preclean, 2-2, 2-3
 Element, Air Clnr, 5-19, 5-21
 Element, Preclean, 5-19, 5-21
 End Cap, 4-7
 End Housing, 4-11
 Engine, Gas Kohler (See G/LPG Engine Breakdown), 2-25
 Engine, Lpg Kohler (See G/LPG Engine Breakdown), 2-27
 Extinguisher Kit, Fire 6400, 3-16
 Extinguisher, Fire, 3-16

F

Fan Wldt, Housing, 2-53
 Fan, 5-8
 Filter Assy, Spin-On 10Micron, 2-65
 Filter Assy, Spin-On, 3-13
 Filter Pkg, Dust, Panel 94Plts, 2-63
 Filter, Breather, 5-7
 Filter, Dust Panel, 2-2, 2-3
 Filter, Fuel, 2-2, 2-3, 2-29, 2-31
 Filter, Fuel, 5-13
 Filter, Hydraulic Oil, Spin On, 2-2, 2-65
 Filter, Oil, Engine, 2-2, 2-3
 Filter, Oil, Hyd, 2-2, 2-3
 Filter, Oil, 5-5
 Fitting (Lpg), 5-7
 Fitting, El 90Npt/Npt 04Pf-, 2-31
 Fitting, Elbow (Gas), 5-5
 Flange Bearing 1.00 Bore, 2-55
 Flange Mounting, 4-5, 4-7
 Flange, Bearing, 2-45, 2-53
 Flap Recirculation, 2-2, 2-7
 Flap, Recirculation, 2-2, 2-3
 Flap, Tire 2F 500, 2-41, 3-26, 3-29, 3-30
 Flasher, 12v, 3-7
 Flywheel Asy(Gas), 5-8

Flywheel Asy(Lpg), 5-8
 Frame, Ic, 2-7
 Frame, 5-11
 Ftg, Breather, 3-13
 Ftg, Grease.25-28Th Strt .47L, 2-55
 Ftg, Grease.25-28Th Strt .63L, 2-41
 Ftg, 90Deg Barbed, 5-15
 Ftg, Brass, St Bm05/Pm02, 2-29
 Ftg, Brass, St Bm03/Pm02, 3-13
 Ftg, Pipe, Cplg. Full 0.13Pt. Blk, 2-29
 Ftg, Pipe, Nip. Blk0.38PtX 4.50Lg, 2-25, 2-27
 Ftg-Cap Npt 06Pf, 2-25, 2-27
 Ftg-E90 Npt/npt 06pf-06pm, 2-25, 2-27
 Ftg-El90 Npt/Npt S04Pf-04Pm, 2-31
 Ftg-Hyd E45 Jm04/Om04, 2-61
 Ftg-Hyd E45 Jm06/Om06, 2-41
 Ftg-Hyd E45 Jm08/Om10, 2-65
 Ftg-Hyd E45 Jm10/Om10, 2-41
 Ftg-Hyd E90 Jm04/Om04, 2-41, 2-61, 2-71
 Ftg-Hyd E90 Jm04/Om06, 2-55, 2-70
 Ftg-Hyd E90 Jm06/Om06, 2-41, 2-55, 2-70
 Ftg-Hyd E90 Jm06/Om08, 2-67
 Ftg-Hyd E90 Jm08/Om10, 2-49
 Ftg-Hyd E90 Jm08/Om12, 2-65
 Ftg-Hyd E90 Jm10/Om12, 2-67
 Ftg-Hyd E90 Jm12/Om12, 2-65
 Ftg-Hyd Rst Jm04/.047, 2-55
 Ftg-Hyd Str Jm04/Jf06, 2-23
 Ftg-Hyd Str Jm04/Om04, 2-45, 2-71
 Ftg-Hyd Str Jm04/Om06, 2-70
 Ftg-Hyd Str Jm06/Jf08, 2-49
 Ftg-Hyd Str Jm06/Om06, 2-23, 2-71
 Ftg-Hyd Str Jm06/Om08, 2-45, 2-70
 Ftg-Hyd Str Jm08/Om08, 2-67, 2-71
 Ftg-Hyd Str Jm10/Om10, 2-41
 Ftg-Hyd Str Jm10/Om12, 2-67
 Ftg-Hyd Str Jm12/Om10, 2-67
 Ftg-Hyd Str Pm04/Pf02, 2-31
 Ftg-Hyd Tee Jm06/Jfjm, 2-70
 Ftg-Hyd Tee Jm06/Jm06, 2-23
 Ftg-Hyd Tee Jm06/Jmom, 2-65, 2-71
 Ftg-Tee Npt 04Pm- 04Pf- 04Pf, 2-31
 Fuel Gauge, 2-19

G

Gasket Set, 5-3
 Gasket, 2.7D 1.5B.12T 5/ 2.1Bc, 2-29
 Gasket, Breather, 5-7
 Gasket, Carb, 5-13, 5-15
 Gasket, Exhaust, 5-3
 Gasket, Hyd Cap, 2-65
 Gasket, Air Clnr, 5-13, 5-19
 Gasket, Carb Body, 5-13
 Gasket, Cyl Head, 5-7
 Gear, Gc .563, 4-11
 Gear, Gc .625, 4-11
 Geroler, 4-9
 Geroter, 4-5
 Gerotor Set, 4-7
 Gerotor, 4-19

CROSS REFERENCE

Grip, Vinyl .250 X .750 X 4.00, 2-70
Grip, Vinyl, .375ld X 2.75, 2-51
Grommet, Rbr, 0.38ld, For .12 Matl, 3-5
Grommet, Rbr, 0.56ld For .13matl, 3-7
Grommet, Rbr, 0.69ld, For .25matl, 3-7
Grommet, Rbr, 0.62ld, For .06Matl, 3-13
Grommet, Rbr, 0.69ld, For .25Matl, 2-57, 2-59
Grommet, Rbr, 1.06ld, For .19Matl, 2-69
Gskt, Air Clnrbase, 5-15, 5-21
Gskt, Fuel Spitcup, 5-15, 5-21
Gskt, Intake Mnflid, 5-19, 5-21
Guard Assy, Belt W/Label, 2-53
Guard Kit, Overhead, 3-11
Guard, Brush, 2-49
Guard, String, Brush Motor, 2-49
Guide, Use And Care, 2-80

H

Handle Lift Brush, 2-23
Handle Wldt, Side Brush, 2-47
Handle, Control, Valve, 2-70
Harness Jumper, Backup Alarm, 3-7
Harness, Hopper, 2-79
Harness, Main, Air Cool, G/Lpg, 2-79
Harness, Warning, Light Ohg, 6400, 3-5
Harness, Warning, Light, 3-3
Harness, Wire, 5-8
Head Assy, #1 Cyl, 5-7
Head Assy, #2 Cyl, 5-7
Head, 4-17
Headlight Assy 12V, 3-23
Headlight Assy, 3-7
Headlight Kit, 12V, 6400 Line, 3-23
Hinge Set, Access, Door, Painted, 2-57
Hinge, Access, Door, Painted, 2-57
Hinge, Door, Brush, 2-9, 2-11
Hinge, Leaf, 2-61
Hinge, 2-13
Holder, Brush, 5-11
Hopper Door Light Kit, 12V, 3-9
Hopper, 2-57
Horn, 12V, 2-51
Horn, Back-up Alarm, 3-7
Hose Flexlyte, 4.00 Id, 2-53
Hose Lpg, 4Lpg 18In. Lg, 2-31
Hose, Air Intake, 2-25, 2-27
Hose, Breather, 5-7
Hose, Flex, 2-3
Hose, Flexible 4.0 Id X 8.0 Lg, 2-51
Hose, Flexible, 2-3
Hose, Fuelline, .31ld X 3.0Lg, 2-29
Hose, Hyd Low08, 2-75
Hose, Lpg, 4Lpg X 35.0 Lg, 2-31
Hose, Vacuum .16 Id X 54.0 Lg, 3-13
Hose&2Cuff Assy, Vinyl 2.0ld 10Ft, 3-21
Hose-Hyd Ar 04, 2-75
Hose-Hyd Ar 08, 2-75
Hose-Hyd Ar 10, 2-75
Hose-Hyd Ar06, 2-75
Hose-Hyd Ar10, 2-75
Hose-Hyd Low06 Jf/J4, 2-75

Hose-Hyd Low06 Jf/J9, 2-75
Hose-Hyd Low06, 2-75
Hose-Hyd Med 04, 2-75
Hose-Hyd Med04 Jf/J4, 2-75
Hose-Hyd Med04 Jf/J9, 2-75
Hose-Hyd Med04, 2-75
Hose-Hyd Med06, 2-75
Hose-Hyd Med08 Jf/J9, 2-75
Hose-Hyd Suc12, 2-75
Hose-Hyd, 2-75
Hourmeter, 2-19, 2-21
Housing, Brg, 4-9
Housing, Support, Drive, 2-41
Housing, Valve, 4-9
Housing, Blower, 5-9
Housing, 4-5, 4-7
Hub & Stud Assy, 2-41
Hub Assembly, 3-27, 3-28, 3-29, 3-30
Hub, Brush Adaptor, 1.00B, 2-49
Hub, Wheel w/studs, 3-27, 3-28, 3-29, 3-30
Hub, 2-69

I

Idler Shaft, 4-11
Impeller, 9.00 Dia X 1.40w x 0.376B, 2-53
Indicator Kit, 12V, 3-13
Insert, Steering Wheel, 2-23
Instr Motor Seal Kit, 4-11
Instr. Repair Info, Motor, 4-5, 4-7
Instr. Valve Repair Info, 4-13
Instr. Repair Info, 4-19
Insulation S/Foam, 3-11
Insulation, Sound Foam, Side, 2-17
Insulation, Sound Foam, 2-13
Insulation, Soundfoam, 2-53
Insulator, 5-11
Isolator, Exhaust, 2-33

J

Jet, Main, 5-13
Jet, Slow, 5-13

K

Keeper, 4-17
Key Square 0.12 0.12 001.00 Lg, 2-53
Key Square 0.18 0.18 00.75 Lg, 2-53
Key Square 0.25 0.25 01.25 Lg, 2-25, 2-27
Key, Ignition Switch, 2-19, 2-21
Key, Ignition, 2-3
Key, Square, 4-11
Key, Woodruff, 0.19 0.75, [Asa#0606], 2-53
Key, Woodruff, 4-11
Key-Wdruff 0.25 1.00 Asa#0808, 4-7
Key, 4-3, 4-9, 5-8
Kit, "Q" Duct, 5-9
Kit, Bracket, Support, Lpg Tank, [6400], 2-31
Kit, Carburetor, 5-15
Kit, Detent In, 4-13

Kit, Repair, Shaft Assy, 2-53
Kit, Repair, Shaft W/ Key, 2-53
Kit, Retainer, 5-7
Kit, Spline (Gas), 5-3
Kit, Spline (Lpg), 5-3
Kit, Valve Train, 5-7
Kit, Airclnr Brkt, 5-19
Kit, Breathrw/Plug, 5-7
Kit, Brush&Spring, 5-11
Kit, Carb Repair, 5-13
Kit, Carb W/Gskt, 5-13
Kit, Choke Repair, 5-13
Kit, Float Repair, 5-13
Kit, Gov Gearw/Pin, 5-5
Kit, Hi-Tempcutout, 5-7
Kit, Oil Fill Cap, 5-7
Kit, Pump Adapter, 5-5
Kit, Solenoid Assy, 5-13
Kit, Vlv Cvr-Plain, 5-7
Kit, Vlvcvr-Oilfil, 5-7
Knob, Tapered, 2-43, 2-47

L

Label Set, Info & Hazard, 2-80
Label Set, Operational, Gas/Lp, 2-80
Label, Numerals 6400, 2-80
Label, Tennant Logo, 2-57
Lamp, Indicator 12 Volt, 2-19, 2-21, 3-9, 3-13
Lanyard Assy, 2-3, 2-13
Latch Assy, Lpg Tank Mtg, W/Nut, 2-31
Latch Wldt, Shroud, 2-15
Latch, Hopper, 2-59
Latch, Swell, 2-3, 2-9, 2-11
Latch, 2-15
Lead, Black 5", 5-8
Lead, Blk, Hi-Temp, 5-7
Lead, Violet 34", 5-8
Lens, Amber, 3-3, 3-5
Lens, Revolving Light, Blue, 3-3, 3-5
Lens, Revolving Light, Red, 3-3, 3-5
Lever Wldt, Brake, 2-39
Lever Wldt, Brush Lift, 2-43, 2-47
Lever, Adjustable, Plastic, 2-43, 2-47
Lever, Brake Stop, 2-39
Lever, Brake, 2-39
Lever, Brush Lift, 2-43
Lever, Choke, 5-17
Lever, Governor, 5-17
Lever, Vac Fan, 2-51
Lever, Start Drive, 5-11
Lever, Thrtl Actr, 5-17
Lever, Thrtl Cntrl, 5-17
Lifter, Valve, 5-7
Light Assy Tail, 3-23
Light Inst/cir 12v, 3-23
Light Kit, Revolving, 6400, 3-3
Light Kit, Revolving, Ohg, 6400, 3-5
Light, Rev. Amber 12V - Rework, 3-3, 3-5
Line, Fuel 3-1/2", 5-13
Line, Fuel 9", 5-13
Line, Fuel, 5-15

Line, Vacuum, 5-15
 Line, Fuel 15-1/2", 5-13
 Link Assy, Valve Handle, 2-70
 Link, Main Brush Lift, 2-43
 Link, Speed Limit, 2-37
 Link, Throtl(Gas), 5-17
 Link, Throtl(Lpg), 5-17
 Linkage, Chok(Gas), 5-17
 Linkage, Chok(Lpg), 5-17
 Low Oil Switch, 5-5

M

Maint Kit, Dump Door Seals, 2-2
 Maint Kit, Hopper Door Skirts, 2-2
 Maint Kit, Hopr Filter & Seals, 2-2
 Maint Kit, M Br Door Skirts, 2-2
 Maint Kit, Recirculation Flap, 2-2
 Manifold, Exhaust, 2-25, 2-27
 Manifold, Intake, 5-19, 5-21
 Manual Pkg 6400G-Air, Japanese, 3-31
 Manual Pkg 6400G-Air, 3-31
 Manual Ser-Fiche Pkg 6400G/D, 3-31
 Manual, Cd-Rom, Oprtr & Parts, All (NA), 3-31
 Manual, Cd-Rom, Service, All, 3-31
 Manual, Eng Service, [Kohler Command], 3-31
 Manual, Operator 6400G-Air, French, 3-31
 Manual, Operator 6400G-Air, Spanish, 3-31
 Manual, Service 6400G/D, 3-31
 Manual-Fiche Pkg 6400G-Air, 3-31
 Miniblock, 5-3
 Module, Ignition, 5-8
 Molding, Rigid, 2-7
 Molding, Trim 11-14Ga 5.00, 2-7
 Molding, Trim 16ga & thinnr 2.2, 2-53
 Molding, Trim 11-14Ga 5.00, 2-11
 Molding, Trim 3/16-5/16 10.0, 3-11
 Molding, Trim 3/16-5/16 2.75, 3-5
 Molding, Trim 3/16-5/16 5.0, 2-17
 Molding, Trim, Leather, Black, 3-11
 Motor, Hyd Gear (See Breakdowns), 2-41, 2-45, 2-49
 Motor, Hyd Gear In 02.2 B 1500, 4-7
 Motor, Hyd Gear In 09.7 B 1500, 4-5
 Motor, Hyd Gear In 18.6 B 3000, 4-9
 Motor, Elec Shaker 12V, 2-63
 Muffler, Exhaust, 2-33

N

Needle, Idle Adj, 5-13
 Nipple, Oil Filter, 5-5
 Nut Hxlocnyln M 4X 0.7 Reg Ss, 2-57
 Nut Hxlocnyln M 6X1.0 Reg Ss, 3-21
 Nut Wheel .50-20 60 Angle, 2-41
 Nut, Adjustable, Lpg Tank Mtg, 2-31
 Nut, Cart., Lng Cp, 4-15
 Nut, Plastic, 5-13
 Nut, Starter, 5-11

Nut, Hex M4X0.7, 5-17
 Nut, Hexfl M6X1.0, 5-15, 5-17
 Nut, Hexfl M8X1.25, 5-3, 5-11
 Nut, Hexlock M5X.8, 5-17
 Nut-Hx Jam .25-28 Pltd, 2-39, 2-49
 Nut-Hx Jam, M20X1.5, 2-23
 Nut-Hxflexloc .31-24 Thin Pltd, 2-53
 Nut-Hxflexloc .50-13 Thin Pltd, 2-49
 Nut-Hxlocnyln .25-20 Thin Pltd, 2-69
 Nut-Hxlocnyln .25-28 Reg Pltd, 2-69
 Nut-Hxlocnyln .31-18 Thin Pltd, 2-13
 Nut-Hxlocnyln 06-32 Regss18-8, 2-51
 Nut-Hxlocnyln M16X2.0 Reg Pltd, 2-49
 Nut-Hxlocnyln M6x1.0 Reg ss, 3-15
 Nut-Hxlocnylon 06-32 Regss 18-8, 2-17
 Nut-Hxslot .75-16 Pltd, 4-7
 Nut-Hxslot .75-16 Pltd, 2-39
 Nut-Hxslot 1.00-20 Pltd, 2-41
 Nut-Wheel .50-20 60 Angle, 3-27, 3-28, 3-29, 3-30
 Nut, 4-9

O

O-Ring Gland, 2-67
 O-Ring, Slow Jet, 5-13
 O-Ring, Solenoid, 5-13
 O-Ring, Oil Pickup, 5-5
 O-Ring, 5-5, 5-7
 Oil, Hydr. Shp 15/40 1Gal, 2-2, 2-3
 Oil, Hydr. Shp 15/40 1Gal, 2-2

P

Pad, Tread, 2-37
 Pad, 2-39
 Panel Wldt, Oper Station Floor, 2-17
 Panel Wldt, Oper Station Instr, 2-17
 Panel Wldt, Oper, 1c W/Label, 2-17
 Panel Wldt, Perma-Filter, 2-57
 Panel Wldt, Top, Ohg, 3-11
 Panel, Air Deflector, 2-25, 2-27
 Panel, Debris, Lh, 2-57
 Panel, Debris, Rh, 2-57
 Panel, Louver, 2-13
 Pedal Wldt, Lower, 2-37
 Pedal, Upper, 2-37
 Performance Pkg 400Hr Gas Air, 2-2
 Performance Pkg 400Hr Lp Air, 2-2
 Pick-Up, Oil, 5-5
 Pin Assy, Clevis, Hopper Lift, 2-55
 Pin Assy, Side Brush W/Clip, 2-49
 Pin Hair Cotter .056Dx1.1L, 2-49
 Pin, Alignment, 5-5
 Pin, Clevis .31 Dia X 4.50 Lg, 2-37
 Pin, Dowel, 4-3
 Pin, Drive, 4-11
 Pin, Gov Reg, 5-5
 Pin, Hair Cotter 13D 3 Wire, 2-37
 Pin, Hitch, 5-3
 Pin, Pivot, 2-41
 Pin, Roller, 2-37
 Pin, Shear, 4-11
 Pin, Clevis, 0.25 Dia.X 0.75 Lg, 2-39, 2-49
 Pin, Clevis, 0.37 Dia.X 2.00 Lg, 2-47
 Pin, Clevis, 0.37 Dia.X 2.12 Lg, 2-47
 Pin, Clevis, 0.50 Dia.X 1.25 Lg, 2-43
 Pin, Clevis, 0.50 Dia.X 3.50 Lg, 2-61
 Pin, Clevis, 0.50 Dia.X 6.00 Lg, 2-61
 Pin, Dowel Loctng, 5-3
 Pin, Roll, .25Odx0.75L, .250/.256, 2-55
 Pin, Roll, .25Odx3.50L, .250/.256, 2-45
 Pin, 2-55, 4-9, 4-19
 Pipe, Exhaust, 2-33
 Pist W/Ringset.25, 5-3, 5-11
 Pist W/Ringset.50, 5-3
 Pist W/Ringsetstd, 5-3
 Piston Rod, 4-17
 Piston, 4-17
 Pivot, Rocker Arm, 5-7
 Plate - Hose Support, 2-41
 Plate Asy, Closure, 5-5
 Plate Seal, 2-45
 Plate Wldt, Back, Hopper, 2-61
 Plate Wldt, Brake Lever, 2-39
 Plate Wldt, Mount, Lpg W/Label, 2-31
 Plate Wldt, Pivot, Lh, 2-57
 Plate Wldt, Pivot, Rh, 2-57
 Plate, Cover, Headlight, Lh, 3-23
 Plate, Cover, Headlight, Rh, 3-23
 Plate, Fire Ext Mtg, 3-16
 Plate, Floor W/Tread, 2-17
 Plate, Headlight, 2-57
 Plate, Keeper, 2-59
 Plate, Latch, 2-59
 Plate, Motor, Shaker, 2-63
 Plate, Mtg, Light, 2-19, 2-21
 Plate, Mtg, Seat Belt, 3-19
 Plate, Mtg, Shaker, 2-63
 Plate, Mtg, Steering Boot, 2-23
 Plate, Retainer, 2-31
 Plate, Seal, Hyd Drive, 2-11
 Plate, Shaker, Bar, 2-63
 Plate, Shaker, Side, 2-63
 Plate, Spacer, Lift Arm, 2-55
 Plate, Support, Bumper, 2-59
 Plate, Vac Fan W/Label, 2-53
 Plate, Valve, 4-3
 Plate, Wear, 2-57, 4-19
 Plate, Airductback, 5-9
 Plate, Back #1Side, 5-9
 Plate, Back #2Side, 5-9
 Plate, 2-17, 4-9
 Plug & O-Ring, 4-13
 Plug #10, 4-7
 Plug #4, 4-7, 4-9
 Plug #6, 4-15
 Plug Assembly, 4-19
 Plug Assy, Byd En, 2-70
 Plug Assy, Byd, 4-13
 Plug Gage #6, 4-13
 Plug S/A, 4-3
 Plug Tube, 2-45
 Plug Weld, Brush Drive, Sweep, 2-45
 Plug Wldt, Idler, 2-45

CROSS REFERENCE

Plug, Cap, 2-7
Plug, Drain, 3-21
Plug, Lee, 4-11
Plug, Switch, 2-19, 2-21
Plug, Allenhd1/8Pipe, 5-5, 5-7
Plug, Sqhd Solid 3/8, 5-3
Plug, 5-3
Plugbtn 2.09H .05-.06 Blackstl, 2-21
Plugbtn .56H .03-.12 Blacknyl, 2-7
Plugbtn .62H .03-.12 Blacknyl, 2-19, 2-21
Plugbtn 2.09H .05-.06 Blackstl, 2-7
Plunger, 4-13
Pulley, 2-47
Pump Assy, Oil, 5-5
Pump Housing Assy, 4-3
Pump, Fuel-Pulse, 5-13
Pump, Hyd Gear Ex2 0.32 R 1900 (See Breakdowns), 2-67
Pump, Hyd Gear Ex2 0.32 R 1900, 4-11
Pump, Hyd Piston V 1.24 R 2000 (See Breakdowns), 2-67
Pump, Hyd Piston V 1.24 R 2000, 4-3

R

Race Thrust, 4-5, 4-7
Race, Bearing, 4-3
Race, Inner Bearing, 4-3
Rail, Slide, Seat, W/Latch, 2-13
Rail, Slide, Seat, 2-13
Rectifier-Reg, 5-8
Reed, Breather, 5-7
Regltr, 2Stage Gas, 5-15
Relay, Shrouded, 12 Vdc, 2-19, 2-21
Relief Valve, 4-3
Relief Vlv Assy, 4-19
Repair Info, Motor, 4-9
Repair Info, Pump, 4-3
Repair Info, Cyl, 4-17
Replacement Kit, Armrest, 3-18
Replacement Kit, Rear Drive Housing F/360070, 2-41
Reservoir Assy, Hyd, 2-65
Retainer, Reed, 5-7
Retainer, Top Hopper Seal, 2-7
Retainer, Pist Pin, 5-3
Retainer, Spring, 5-7
Rim Assembly, 3-26, 3-30
Rim Assy, 4.25" Bead X .188 Stl, 3-29
Rim Assy, 4.25" Bead X .188 Stl, 2-41
Ring Set .25, 5-3
Ring Set .50, 5-3
Ring Set Std, 5-3
Ring, Retain, Ex0.50Od, Heavydt, 2-23
Ring, Retain, Ex, A20X1.2 D471, 2-39
Ring, Retaining, Intl 2.00Dia, 2-55
Ring, Retaining, 2-55, 4-13, 4-19
Ring, Retain, Ex, 0.375D, Klipping, 2-47
Ring, 2-33
Rivet, Plastic .250X.898, 2-2, 2-7, 2-57
Rod End .250-28 .25Dia, 2-69
Rod End, 4-17
Rod Wldt, Cover, 2-57

Rod Wldt, Damper, 2-51
Rod, Latch, Steering, Tilt, 2-23
Rod, Push, 5-7
Rod-End .75-16 .75 Dia, 2-41
Rod-End .75-16, 2-41
Rod, 2-39
Rotating Kit, 4-3

S

Scr Hexss.38-16X0.62, 3-13
Scr Flt M 8X1.25 16, 2-37
Scr Hexssm 10X1.5 25, 2-55
Scr Hexssm 6 X 1.0 16 Nyloc, 2-13
Scr Hexssm 6X1.0 12, 2-59
Scr Hexssm 6X1.0 25, 3-21
Scr Hexssm 8 X 1.25 16, 2-15
Scr Hexssm 8 X 1.25 25 Nyloc, 2-33
Scr Hexssm 8X1.25 25, 2-7
Scr Hexssm 8X1.25 16, 2-59
Scr Hexssm 8X1.25 25, 2-49, 2-61
Scr Hexssm 8X1.25 40, 2-61
Scr Hexssm 8X1.25 55, 2-59
Scr Hexssm 8X1.25, 2-9, 2-11, 2-45, 2-57, 2-61, 2-63
Scr Hexssm 10X1.5 30, 2-57
Scr Hexssm 10X1.5 40, 2-59
Scr Pan Ssm 3X0.5 25, 2-55
Scr Pan Ssm 4X0.7 25, 2-57
Scr Panssm 4X0.7 20, 2-57
Scr Set .25-20X0.75, 2-53
Scr, Flt M12X 1.75 80, 2-45
Scr, Hxcp M5X.8X25, 5-8
Scr, Hxcp7/16-14X1.5, 5-5
Scr, Hxcpm6X1.7X18, 5-13
Scr, Hxfl M5X.8X10, 5-7, 5-9, 5-17
Scr, Hxfl M5X.8X16, 5-9
Scr, Hxfl M5X.8X20, 5-8, 5-9, 5-17
Scr, Hxflm 10X1.5X, 5-7, 5-8
Scr, Hxflm 6X1.0X10, 5-9
Scr, Hxflm 6X1.0X12, 5-15
Scr, Hxflm 6X1.0X16, 5-8, 5-9, 5-17, 5-19
Scr, Hxflm 6X1.0X20, 5-7
Scr, Hxflm 6X1.0X25, 5-5
Scr, Hxflm 6X1.0X30, 5-13
Scr, Hxflm 6X1.0X34, 5-7
Scr, Hxflm 6X1.0X55, 5-19, 5-21
Scr, Hxflm 6X1X25, 5-17
Scr, Hxflm 8X1.25X, 5-5
Scr, Hxflm 8X1.2X20, 5-15
Scr, Hxflm 8X1.2X25, 5-8
Scr, Hxflm 8X1.2X40, 5-15
Scr, Hxflm 8X1.2X80, 5-11
Scr, Idle Spd Adj, 5-13
Scr, Phhd 11-16X7/8, 5-8
Scr, Semshxcp 10-26X.5, 5-19, 5-21
Scr-Hex .25-20X0.75 Sems Pltd, 2-65
Scr-Hex .38-16X1.25 Nylon Loc, 2-67
Scr-Hex .25-20X0.75 Sems Pltd, 2-15
Scr-Hex .38-16X1.25 Nylon Loc, 2-49
Scr-Hex .75-10X2.50 Full Thd, 2-45
Scr-Hexss M6x1.0 Reg SS, 3-15
Scr-Hexssm 6X1.0 16 Nylonloc, 2-23

Scr-Hexssm 6X1.0 20 Nylonloc, 2-45
Scr-Hexssm 8X1.25 16 Nylon Loc, 2-9, 2-11, 2-63
Scr-Hexssm 8X1.25 20 Nylonloc, 2-7, 2-61, 2-63, 2-69
Scr-Hexssm 8X1.25 25 Nylonloc, 2-7, 2-63
Scr-Hx Fmgm 6X1.0 12, 2-7, 2-55, 2-61, 3-9, 3-13
Scr-Hx Fmgm 6X1.0 20, 2-55
Scr-Hxfmg M6X1.0 20 Pltd, 3-15
Scr-Hxfmgm 6X1.0 16 Pltd, 2-57
Scr-Hxfmgm 6X1.0 20 Pltd, 2-45, 2-61
Scr-Lag .31-09X1.00 Pltd, 2-49
Scr-Pan 10-14X0.75 F/Plst Pl, 2-57
Scr-Pan 12 X.50 F/Plst Pl, 3-16
Scr-Pan 10-14X0.75 F/Plst Pl, 3-15, 3-21
Scr-pan 12 x .50 F/Plst Pl, 3-7
Scr-Pan 12 X.50 F/Plst Pl, 2-13
Scr-Pan 12X.50 F/Plst Pl, 3-3
Scr-Pnfrm 10 X 0.75 Type Ab, 2-17, 3-16
Scr-Set .25-20X0.25 Pltd, 2-25, 2-27
Scr-Set 10-24X0.25 Nylon Loc, 2-63
Scr-Shld .312Dx1.00L .25-20, 2-69
Screw Hex Ssm 6 X 1.0 20, 2-57
Screw Hex Ssm 8X1.25 45, 2-47
Screw Hexssm 5X0.8, 2-63
Screw Hexssm 6 X 1.0 20, 2-59
Screw Hexssm 6X1.0, 2-57, 3-23
Screw, Cap, 4-3, 4-19
Screw, Flat, M 8X1.25 Ss 18-8, 2-57
Screw, Flt, M10 X 1.5 X 35, 10.9, 2-31
Screw, Hex, .31-18 X 0.62, 5, 2-13
Screw, Hex, M08 X 1.25 X 30, 8.8, 2-47
Screw, Panssm 6X1.0, 2-55
Screw, Shoulder, 5-7
Screw, Solenoid, 5-13
Screw, Carb Body, 5-13
Screw, Hx M4X.7X30, 5-17
Screw-Flat M 8X1.25, 2-61
Screw-Hex .75-10X5.00, 2-41
Screw-Hex M10X1.5 90 Full Thd, 2-69
Screw, 4-5, 4-7, 4-11
Screws, 4-3
Seal Kit, Cart Cp, 4-15
Seal Kit, Coil Cp, 4-15
Seal Kit, Motor A/H-Stnd, 4-5, 4-7
Seal Kit, Mtr, 4-9
Seal Kit, Pump, 4-3
Seal Kit, Stg, 4-19
Seal Kit, Vlv, 4-13
Seal Kit-Hyd. Motor, Brns & Mte, 4-11
Seal Kit, 4-17
Seal Wrap, Dump Door, 2-2, 2-61
Seal, Bearing, 2-23
Seal, Boot, Steering Column, 2-23
Seal, Bulb, Sd-0504 50.00 Lg, 2-13
Seal, Damper, 2-51
Seal, Door, Access, 2-57
Seal, Dump Door, Side, 2-2, 2-3, 2-61
Seal, Dump Door, Top, 2-2, 2-3, 2-61
Seal, Firewall Ic, 2-7
Seal, Foam Vyl, .38 .75w 7.3L, 3-7
Seal, Foam, 2-19, 2-21

Seal, Grease Cavity, 2-41
 Seal, Headlight, 2-57, 3-23
 Seal, Oil Front, 5-3
 Seal, Sbdc, 3-15
 Seal, Side Rh Hopper, 2-3
 Seal, Side Rh, 2-2, 2-9
 Seal, Side, Lh Hopper, 2-3
 Seal, Side, Lh, 2-2, 2-11
 Seal, Spacer, Filter, 2-2, 2-3, 2-63
 Seal, Top, Hopper, 2-2, 2-3, 2-7
 Seal, Ure .50 X .75 X 5.0L, 2-17
 Seal, Vac Inlet, 2-3, 2-51
 Seal, Vac Wand, 3-21
 Seal, Valve Stem, 5-7
 Seal, Wrap, Rear Brush, 2-2, 2-3, 2-7
 Seal, Wrap, 2-3
 Seal, Air Cleaner, 5-19, 5-21
 Seal, Foam Rbr .375 1.25W 25.5L, 2-9
 Seal, Govcross Shf, 5-3
 Seal, Inner Aircln, 5-21
 Seal, Oil (Pto End), 5-5
 Seal, 5-19, 5-21
 Seat Belt Kit, 3-19
 Seat, Grammer, 3-17
 Seat, Michigan, 3-18
 Seat, Solenoid, 5-13
 Seat, 2-13
 Sender, Filter, Hydraulic, 3-13
 Sensor, Indicator, Chrgr, 2-79
 Shaft Assy, Brg, 2-53
 Shaft Idler, 2-45
 Shaft, Drive, 4-3
 Shaft, Impeller, 2-53
 Shaft, Output, 4-5, 4-7
 Shaft, Front Drive, 5-8
 Shaft, Gov Cross, 5-3
 Shaft, Gov Gear, 5-5
 Shaft/Brg Kit, 4-9
 Sheave, Engine, 2-25, 2-27
 Sheave, Fan, 2-53
 Sheave, 2-55
 Shim Camshft-Gray, 5-3
 Shim, Front Bumper, 2-59
 Shim, Camshft-Blck, 5-3
 Shim, Camshft-Blue, 5-3
 Shim, Camshft-Grn, 5-3
 Shim, Camshft-Red, 5-3
 Shim, Camshft-White, 5-3
 Shim, Camshft-Yell, 5-3
 Shock Absorber, 2-69
 Shoe, Brake, 2-39
 Short Block, 5-3
 Skirt, Front, Sbdc, 3-15
 Skirt, Hopper, 2-2, 2-3, 2-7
 Skirt, Lip, 2-2, 2-3, 2-57
 Skirt, Oil Defelction, 2-23
 Skirt, Sbdc, 3-15
 Skirt, Side Brush, 2-2, 2-3, 2-57
 Sleeve, .259B .38D .62 Dom, 2-33
 Sleeve, .318B .50D .25 Ss, 2-47, 2-49
 Sleeve, .318B .50D .75 Ss, 2-47
 Sleeve, .375B .50D .50 Stlzn, 2-63
 Sleeve, .402B .62D 1.31, 2-47

Sleeve, .510B .75D .44 Stlzn, 2-47
 Sleeve, 1.253B 1.75D .69, 2-55
 Sleeve, blk Vinyl, .37555 I.D., 3-7
 Sleeve, Nyl #27 60.0L, 2-49
 Sleeve, .31Bb.496D .312Ss, 2-13
 Sleeve, Fiberglas, 5-19
 Sleeve-Nyln #20 35.0L, 2-61
 Sleeve-Nyln #28 20.0L, 2-41
 Sleeve, 2-45
 Socket Assy, 3-23
 Solenoid Assy. Gas, Lp, De., 2-51
 Solenoid, 5-11, 5-13
 Spacer Plate, 4-5, 4-7
 Spacer, .259ld 375Od .250Lg, 2-69
 Spacer, .56 ld X 1.82L, 2-61
 Spacer, Fan, 5-8
 Spacer, Mtg, Cyl, 2-61
 Spacer, Pivot, 2-37
 Spacer, Airclnbase, 5-15
 Spacer, 2-37, 2-39, 2-43, 2-53, 4-13, 4-19
 Spark Plug, Gas, 2-2, 5-8
 Spark Plug, LP, 2-2, 5-8
 Sparkplug, 2-2, 2-3
 Spindle, Adjustment, 2-13
 Sponge Cord, 2-2, 2-61
 Sprg, Tens, 0.38Odx.04wire 1.0L, 3-7
 Spring Kit, 4-19
 Spring, Brush, 5-11
 Spring, Comp, .72 Od X 3.25 L, 2-59
 Spring, Die .50ld 1.00Od 1.25L, 2-49
 Spring, Die .62ld 1.25Od 1.75L, 2-49
 Spring, Latch, 2-15
 Spring, Linkage, 5-17
 Spring, Parking Brake, 2-39
 Spring, Propel, Centering, 2-69
 Spring, Return, Brake, 2-39
 Spring, Tens.750Dx.10Wirex4.5, 2-49
 Spring, Tens, .50Dx.05Wire2.5L, 2-70
 Spring, Tension, 2-61
 Spring, Torsion, 2-15, 2-47
 Spring, Valve, 5-7
 Spring, Governor, 5-17
 Spring, 4-3, 4-9, 4-13
 Sprng, Choke Retrn, 5-17
 Sprng, Comp, 0.62ldx.06Wire 2.3L, 2-23
 Sprng, ldl Spd Adj, 5-13
 Sprng, Idle Adj, 5-13
 Sprng, Tens, 0.56Odx.05Wire 0.9L, 2-51
 Starter, Sol Shift, 5-11
 Stator-25Amp, 5-8
 Stator, 4-11
 Steer Control, Hyd (See Breakdowns), 2-23
 Steer Control, Hyd#2 06.1 1160, 4-19
 Strainer, Hyd 10Gpm 100Mesh, 2-2, 2-3, 2-65
 Strap Wldt, Fuel Tank, 2-29, 2-65
 Strap Wldt, Motor, 2-63
 Strap, Lifting, 5-7
 Strap, Rubber Tie-Down, 2-35
 Strip Retainer Bearing, 2-45
 Strip Wldt, Door Seal, 2-61
 Strip, Retainer, Door, Side, 2-61

Strip, Retainer, Dump Door, 2-61
 Strip, Retainer, Flap, 2-7
 Strip, Retainer, Hopper Lip, 2-57
 Strip, Retainer, Sbdc, 3-15
 Strip, Retainer, Seal, 2-9, 2-11
 Strip, Retainer, 2-61
 Strip, 2-7, 2-11
 Stud M6X1.0X105, 5-15
 Stud M8X1.25X33, 5-3
 Stud, Special, M16X2.0, 2-45
 Stud, Wheel .50-20 X 1.50, 2-41, 3-27, 3-28, 3-29, 3-30
 Switch, 6-12v, Momentary On, 3-7
 Switch, Ignition, 2-19, 2-21
 Switch, Micro, SPDT, 2-17, 2-55
 Switch, Pressure, Lpg, 2-31
 Switch, Pressure, 3-13
 Switch, Pushmom, Spst100A 12V, 2-19, 2-21, 2-51
 Switch, Rocker, Spdt, 2 Pos, 3-23
 Switch, Rocker, Spdt, 3 Pos, 3-3, 3-5
 Switch, Roller, 3-9, 3-13
 Syn. Filter Pkg, Panel, 61Pleats, 2-63

T

Tab, Locking, 5-5
 Tab, Fuelline, 2-29
 Tank, Fuel W/Label, 2-29
 Tank-Lp, 33@, Liq, Both, Fill Ga L, 2-31
 Tape, Video, Operator 6400, 3-31
 Terminal, Qkdisc .25f Insf 14ga, 3-7
 Terminal, 5-7
 Thermostat, Spst Switch, 2-63
 Thrust Bearing, 4-5, 4-7
 Tie Cable 3.00D Max 11.41Lg, 2-23
 Tie, Cable 1.75D Max 7.5 Lg, 2-49
 Tie, Cable 1.75D Max 7.50Lg, 2-29, 2-41, 2-51, 2-57, 2-69, 3-3, 3-5
 Tie, Cable 1.75d Max 7.50lg, 3-7
 Tie, Cable 4.00D Max 14.50Lg, 2-61
 Tire and Wheel Assembly 16X6 RS Radial, 3-26
 Tire and Wheel Assembly, 16x6 RS Radial, 3-30
 Tire and Wheel Assembly, Non-Marking Solid, 3-24
 Tire and Wheel Assy 4.00-8 Solid, 3-25
 Tire Assembly, Non-Mark - Rework, 3-27
 Tire, 150/75R8 Pneumatic, 3-26, 3-30
 Tire, 4.00 X 8-3.75 Sol. Non-Mark, 3-27, 3-28
 Tire, 4.00X8-3.75 Sol. Non-Mark, 3-24
 Tire, 4.00X8-3.75 Solid, 3-25
 Tire, Assembly, Soft Ride - Rework, 3-28
 Tire, Tube & Flap Assy, 2-41, 3-26, 3-29, 3-30
 Tire/wheel Assy, 16x6-8 10pr, 2-41, 3-29
 Tire, 2-41, 3-29
 Tread, Floor, 20.6 6.5, 2-17
 Tube Assy, Fuel Line, 2-29
 Tube Wldt, Torque, 2-45
 Tube Wldt, Vac Fan, 2-51

CROSS REFERENCE

Tube, 0.49D 0.23B 0.5L Ss, 2-47
Tube, Dipstick, 5-5
Tube, Tire-Inner 16X6-8, 2-41, 3-26, 3-29,
3-30

V

Valve Drive, 4-9
Valve Plate, 4-9
Valve Stem N.O. Cp, 4-15
Valve, Dump, 4-3
Valve, Hyd Cntrl Sol (See Breakdowns),
2-71
Valve, Hyd Cntrl Sol, 4-15
Valve, Hyd Control Man (See
Breakdowns), 2-70
Valve, Hyd Control Man, 4-13
Valve, Press Relief, Lpg Rego, 2-31
Valve, Exhaust Std, 5-7
Valve, Exhaust.25, 5-7
Valve, Inlet Ndl, 5-13
Valve, Intake .25, 5-7
Valve, Intake Std, 5-7
Valve, 4-9
Vaporizer, 2-31

W

Wand Kit, Vac, 6400 Line, 3-21
Wand, 3-21
Washer Flt .25 Ss, 3-13
Washer Flt .50 Ss, 2-57
Washer Flt .25 Ss, 2-61
Washer Flt .50 Sae, 2-49
Washer Flt .62 Sae, 2-49
Washer, .250B .88D .06 Neopre, 2-69
Washer, .310B .88D .12Rbr, 2-70
Washer, .344B .69D .06Nylon, 2-15
Washer, .405B .81D .06 Nylon, 2-43
Washer, .531B 1.75D .12Cr.Znc, 2-45
Washer, .656B 1.25D .06, 2-49
Washer, .765B 1.50d .06Ss18-8, 2-39
Washer, Felt, 2-41
Washer, Flt, .31 Sae, 2-13
Washer, Lock 7/16, 5-5
Washer, Plain 1/4, 5-3, 5-8
Washer, Plain 3/16, 5-8
Washer, Plain 6Mm, 5-3, 5-5
Washer, .91Bx1.38Dx0.064 Crs, 2-19, 2-21
Washer, 1.255B 1.75D .12Hrs, 2-41
Washer, Plain 3/8, 5-8
Washer, Plain 5.5Mm, 5-17
Washer, Spring 1.4, 5-17
Washer-Belleville .50 Pltd, 2-55
Washer-Flt .25 Fender Pltd, 2-57
Washer-Flt .25 Fender Pltd, 3-15
Washer-Flt .31 Fender Pltd, 2-7, 2-33
Washer-Flt .44 Std Hard Pltd, 2-47
Washer-Flt 21 X37 X3 M20, 2-39
Washer-Loc Int-Ext .31 Pltd, 2-35
Washer-Loc Int-Ext .38 Pltd, 2-51
Washer-Loc Spec .886 Pltd, 2-19, 2-21

Washer-Wavy Spring, 2-45
Washer, 4-3, 4-13
Weight, Eccentric, 2-63
Wheel & Tire Assy, Solid, 2-39
Wheel and Tire Kit, Bias Front, 3-29
Wheel and Tire Kit, Non-Mark Solid, Front,
3-27
Wheel and Tire Kit, Radial Front, 3-30
Wheel and Tire Kit, Soft Ride, Front, 3-28
Wheel Assy, 2-39
Wheel Steering 14Diax36T, 2-23
Wing Nut, 5-19, 5-21

Y

Yearly Maint Pkg 800hr Gas Air, 2-2
Yearly Maint Pkg 800hr Lp Air, 2-3




TENNANT COMPANY
 Technical Publications #15
 701 North Lilac Drive
 P.O. Box 1452
 Minneapolis, MN 55440-9947

POSTAGE WILL BE PAID BY ADDRESSEE

BUSINESS REPLY MAIL
 FIRST CLASS MAIL PERMIT NO. 94 MINNEAPOLIS, MN




NO POSTAGE
 NECESSARY
 IF MAILED
 IN THE
 UNITED STATES



Fold along dotted lines

Tape here






TENNANT COMPANY
 Technical Publications #15
 701 North Lilac Drive
 P.O. Box 1452
 Minneapolis, MN 55440-9947

POSTAGE WILL BE PAID BY ADDRESSEE

BUSINESS REPLY MAIL
 FIRST CLASS MAIL PERMIT NO. 94 MINNEAPOLIS, MN



NO POSTAGE
 NECESSARY
 IF MAILED
 IN THE
 UNITED STATES



Fold along dotted lines

Tape here

