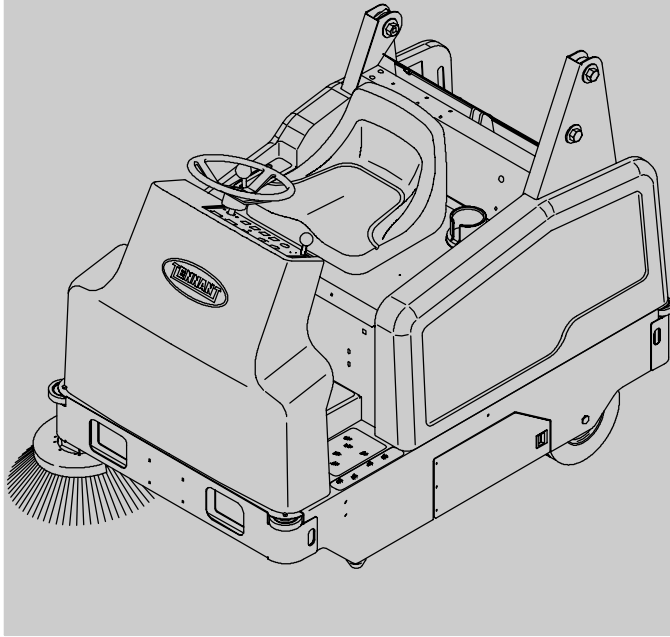





# 6200

(Gas/LPG)

## Sweeper Parts Manual



**North America / International**

[www.tennantco.com](http://www.tennantco.com)

**330370**  
Rev. 10 (4-2008)



When ordering replacement parts, use the illustrated parts list section in this manual. Before ordering parts or supplies, be sure to have your machine model number and serial number available. Only use TENNANT Company supplied or equivalent parts. Parts and supplies may be ordered online, by phone, or mail from any authorized parts and service center, distributor or from any of the manufacturer's subsidiaries.

This machine will provide excellent service. However, the best results will be obtained at minimum costs if:

- The machine is operated with reasonable care.
- The machine is maintained regularly - per the machine maintenance instructions provided.
- The machine is maintained with manufacturer supplied or equivalent parts.

#### **MACHINE DATA**

Please fill out at time of installation for future reference.

Model No. - \_\_\_\_\_

Serial No. - \_\_\_\_\_

Machine Options - \_\_\_\_\_

Sales Rep. - \_\_\_\_\_

Sales Rep. phone no. - \_\_\_\_\_

Customer Number - \_\_\_\_\_

Installation Date - \_\_\_\_\_

#### **Tennant Company**

PO Box 1452

Minneapolis, MN 55440

Phone: (800) 553-8033 or (763) 513-2850

[www.tennantco.com](http://www.tennantco.com)

Quick Mop, VCS, Thermo Sentry, and Instant Access filter are US registered and unregistered trademarks of Tennant Company.

Specifications and parts are subject to change without notice.

Copyright © 1999-2003, 2005-2008 TENNANT, Printed in U.S.A.

## HOW TO USE THIS MANUAL

This section on *HOW TO USE THIS MANUAL* will tell you how to:

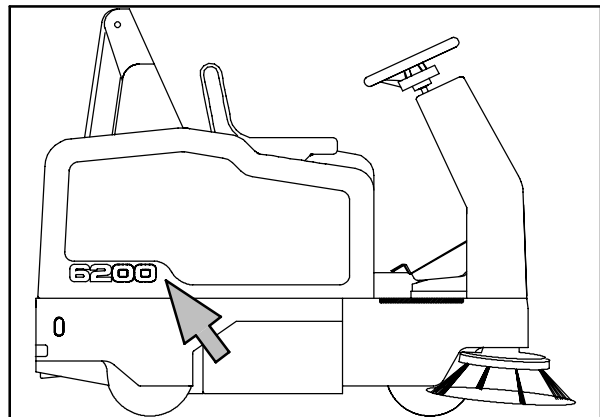
- Find important machine information for ordering correct repair parts.
- Find TENNANT part numbers.
- Order TENNANT parts and supplies.

### IMPORTANT INFORMATION

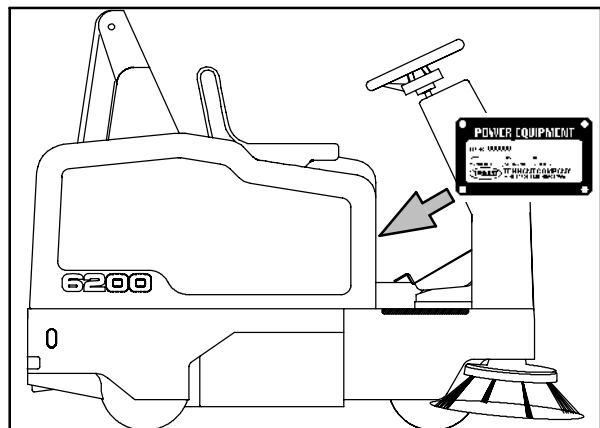
When placing an order for parts, the machine model and machine serial number are important. Refer to the *MACHINE DATA* box which is filled out during the installation of your machine. The *MACHINE DATA* box is located on the inside of the front cover of this manual.

MACHINE DATA	
<i>Please fill out at time of installation for future reference.</i>	
Machine Model Number -	6200
Machine Serial Number -	_____
Machine Options -	_____
TENNANT Representative/phone no. -	_____
Customer ID Number -	_____
Date of Installation -	_____
Manual Number -	330370
Revision:	00
Published:	6-99

The model number of your machine is on the side of the machine.



The serial number of your machine is printed on the machine data plate located as shown.



# HOW TO USE THIS MANUAL

## FINDING A TENNANT PART NUMBER

This manual contains the following sections:

- HOW TO USE THIS MANUAL
- STANDARD PARTS
- OPTIONS
- BREAKDOWNS
- ENGINE BREAKDOWNS
- CROSS REFERENCE

The STANDARD PARTS section lists repair parts for standard machines. They are grouped in this general order:

- General wear parts.
- Machine frame and related parts.
- Machine propelling system.
- Sweeping components.
- Electrical parts.

The OPTION section lists repair parts of options.

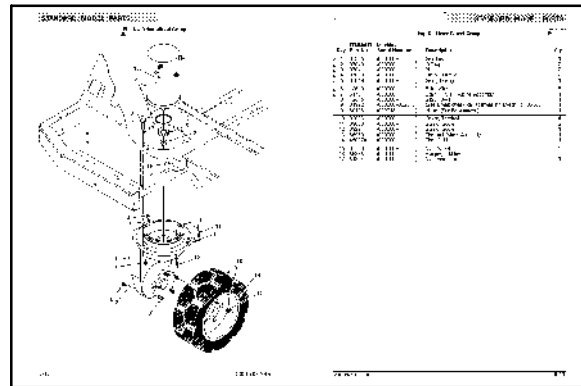
The BREAKDOWN section lists available repair parts of major components.

All sections in this manual consist of parts illustrations and corresponding parts lists.

The parts illustrations are numbered with **Ref** numbers which refer to corresponding parts lists.

The parts lists include a number of columns of information:


- **Ref** - column refers to the reference number on the parts illustration.
- ∇ - indicates the part is an assembly.
- ▲ - indicates the part is included in the assembly listed just before it.
- **Part No.** - column lists the TENNANT part number for the part.
- **Serial Number** - column indicates the set of machines the part number is applicable to. Serial numbers change when the machine design has been modified. The most current design of the machine is shown in the main illustration, older designs are boxed in a corner of the illustration.
- **Description** - column is a brief description of the part.
- **Qty.** - column lists the quantity of that part used in that area of the machine.



Key	TENNANT Part No.	Machine Serial Number	Description	Qty.
∇ 1	87355	Q000C0	Gearbox	1
▲ 2	87640	Q000C0	O-Ring	1
▲ 3	87641	Q000C0	Plug	1
▲ 4	87739	Q000C0	Fitting, Grasp	1
▲ 5	87640	Q000C0	Gear, Driving	1
▲ 6	12610	Q000C0	Bolt, Wheel	5
▲ 7	61791	Q000C0	Bearing and Housing Assembly	1
▲ 8	12640	Q000C0	Seal, O-Ring	1
9	31592	Q000C0-C02C17	See Breakdowns; Replacement Kit Motor For 86356	1
9	63196	Q02018-	Motor (See Breakdowns)	1
10	02C76	Q000C0	Cover, Terminal	4
11	03C00	Q000C0	Screw, Socket	2
12	03294	Q000C0	Screw, Socket	1
13	85570	Q000C0	Tire and Wheel Assembly	1
14	452274	Q000C0	Tire, Solid	1
15	87750	Q000C0	Nut, Wheel	5
16	53555	Q000C0	Barnor, Tackler	2
17	61824	Q000C0	Nut, Hex, Thin	1

**NOTE:** If a service kit is installed on your machine, be sure to keep the **INSTRUCTION BULLETIN** which came with the kit. It contains repair parts numbers needed for ordering future parts.

**NOTE:** Fasteners used in this machine may be metric or non-metric. Take care when replacing hardware to replace with same thread size.



## PLACING AN ORDER

Orders may be placed by phone, fax, or by mail. Phone orders may need written confirmation. Follow the steps below to insure prompt delivery:

1. Identify the model number of your machine.
2. Identify the serial number of your machine.
3. Find the part number of the part you need. Do not order by page number or reference number. If you are not able to find the part number, call your TENNANT representative for help or send the old part as a sample.
4. Determine the quantity of the part you need.
5. Provide the following company information:
  - Company name
  - Customer ID Number
  - Shipping address
  - Billing address
  - First and last name of person ordering parts
  - Telephone number
  - Purchase order number
6. Provide definitive shipping instructions.

## HOW TO USE THIS MANUAL

---

Any claim for loss or damage to a shipment in transit should be filed promptly with the transportation company making the delivery. Shipments will be complete unless the packing list or order acknowledgement indicates items back ordered.

If parts received are suspected to be incorrect or defective, please contact the TENNANT representative from whom you ordered the part. They will give authorization for return and/or handle replacement shipments when required.

## SECTION 2

Contents	Page
Fig. 1 - General Recommended Maintenance Items .....	2-2
Fig. 2 - Replacement Brushes .....	2-4
Fig. 3 - Main Frame Group .....	2-6
Fig. 4 - Brush Door Group .....	2-8
Fig. 5 - Seat and Shroud Group, Gas .....	2-10
Fig. 6 - Seat and Shroud Group, LPG .....	2-12
Fig. 7 - Steering Group .....	2-14
Fig. 8 - Instrument Panel Group, Gas .....	2-16
Fig. 9 - Instrument Panel Group, LPG .....	2-18
Fig. 10 - Electrical Panel Group .....	2-20
Fig. 11 - Engine Group, Gas .....	2-22
Fig. 12 - Engine Fuel Tank Group, Gas .....	2-24
Fig. 13 - Engine Group, LPG .....	2-26
Fig. 14 - Engine Fuel Tank Group, LPG .....	2-28
Fig. 15 - Engine Vaporizer Group, LPG .....	2-30
Fig. 16 - Engine Muffler Group .....	2-32
Fig. 17 - Engine Battery Group .....	2-34
Fig. 18 - Hydraulic Schematic .....	2-36
Fig. 19 - Hydraulic Hose Group .....	2-37
Fig. 20 - Hydraulic Hopper Lift Group .....	2-38
Fig. 21 - Hydraulic Reservoir Group .....	2-40
Fig. 22 - Hydraulic Pump and Belts Group .....	2-42
Fig. 23 - Hydraulic Control Valve Group .....	2-44
Fig. 24 - Front Wheel Pivot Group .....	2-46
Fig. 25 - Front Drive Wheel Group .....	2-48
Fig. 26 - Brake Group .....	2-50
Fig. 27 - Directional Pedal Group .....	2-52
Fig. 28 - Rear Wheel Group .....	2-54
Fig. 29 - Main Brush Skirts Group .....	2-56
Fig. 30 - Main Brush Front Flap Group .....	2-58
Fig. 31 - Main Brush Idler Group .....	2-60
Fig. 32 - Main Brush Drive Group .....	2-62
Fig. 33 - Main Brush Drive Shaft Group .....	2-64
Fig. 34 - Side Brush Lift Group .....	2-66
Fig. 35 - Side Brush Motor Group .....	2-68
Fig. 36 - Vacuum Fan Housing and Impeller Group .....	2-70
Fig. 37 - Vacuum Fan Inlet Group .....	2-72
Fig. 38 - Hopper and Filter Box Group .....	2-74
Fig. 39 - Hopper Lift Arms Group .....	2-76
Fig. 40 - Hopper Dump Door Group .....	2-78
Fig. 41 - Electrical Schematic, Gas .....	2-80
Fig. 42 - Electrical Schematic, LPG .....	2-82
Fig. 43 - Wire Harnesses Group .....	2-84
Fig. 44 - Label Group .....	2-88

**Fig. 1 - General Recommended Maintenance Items**

Ref.	Part No.	Serial Number	Description	Qty.
▽	383733	(000000-	) Kit, Perf, Sweeper, [6200 G/Lp]	1
▲	83189	(000000-	) Kit, Replmt, Knob Assy, [6100]	2
▲▽	83038	(000000-	) Kit, Replmt, Bearing, Vacuum Fan, [6100]	1
▲▲	81838	(000000-	) Housing, Brg, Vacfan	1
▲▲	81830	(000000-	) Bearing, Ball, 0.47b 1.26d 0.39w	2
▲▲	81828	(000000-	) Shaft, Drive, Vacfan	1
▲▲	41722	(000000-	) Washer, 0.52b 0.90d .07, Stl, PI	1
▲	360275	(000000-	) Shoe Assy, Brake, 180 X 30mm	2
▲	46461	(000000-	) Belt, V, [3v] 25.0l	1
▲	17759	(000000-	) Belt, V, [3v] 46.0l, Hy-T	1
▲	383861	(000000-	) Belt, V, [3l] 33.9l	1
▲	384420	(000000-	) Belt, V, 3l 60.0l	1
▲	1037210	(000000-	) Filter, Panl, Dust, 4.2 X 16.0 X 24.0	1
▲	81748	(000000-	) Skirt, Side, Lh	1
▲	08712	(000000-	) Nut, Hex, Lock, M06 X 1.0, NI, Ss	10
▲	81715	(000000-	) Skirt, Side, Rh	1
▲	383522	(000000-	) Skirt, Recirculation, Rear	1
▲	361339	(000000-	) Screw, Hex, M06 X 1.0 X 16, Fmg	3
▲	222159	(000000-	) Screw, Hex, M06 X 1.0 X 25, Fmg	1
▲	383523	(000000-	) Skirt, Recirculation	1
▲	360821	(000000-	) Screw, Flt, M08 X 1.25 X 16, 10.9	5
▲	383653	(000000-	) Skirt, Recirculation, Front	1
▲	361339	(000000-	) Screw, Hex, M06 X 1.0 X 16, Fmg	7
▲	383519	(000000-	) Skirt, Front	1
▲	08712	(000000-	) Nut, Hex, Lock, M06 X 1.0, NI, Ss	5
▲	383659	(000000-	) Skirt, Side	2
▲	361339	(000000-	) Screw, Hex, M06 X 1.0 X 16, Fmg	2
▲	30013	(000000-	) Washer, Flat, .31 Fender	4
▲	223470	(000000-	) Screw, Btn, M08 X 1.25 X 25, Ss	2
▲	08713	(000000-	) Nut, Hex, Lock, M08 X 1.25, NI, Ss	2
▲	383565	(000000-	) Seal, Bulb, Str, 0.76h .93w 59.0l Adh	1
▲	383672	(000000-	) Seal, Bulb, Str, 0.76h .93w 30.5l Adh	1
▲	384051	(000000-	) Seal, Bulb, Str, 0.76h .93w 32.5l Adh	1
▲	383671	(000000-	) Seal, Bulb, Str, 0.76h .93w 09.6l Adh	2
▽	383716	(000000-	) Kit, Maint, 400hr [6100/6200 G] Robin	1
▲	373171	(000000-	) Element Set, Filter, Air [Robn]	4
▲	385970	(000000-	) Sparkplug, Gas [Robn]	1
▲	65870-1	(000000-	) Oil, Hyd, 5/20, 1 Gal	2
▲	55740	(000000-	) Filter, Oil, Hyd	1
▲	360991	(000000-	) Cap, Breather, Hyd, 5.2 Ds	1
▽	383717	(000000-	) Kit, Maint, 400hr [6100/6200 Lp] Robin	1
▲	373171	(000000-	) Element Set, Filter, Air [Robn]	4
▲	370808	(000000-	) Sparkplug, Lpg [Robn]	1
▲	65870-1	(000000-	) Oil, Hyd, 5/20, 1 Gal	2
▲	55740	(000000-	) Filter, Oil, Hyd	1
▲	360991	(000000-	) Cap, Breather, Hyd, 5.2 Ds	1



Fig. 1 - General Recommended Maintenance Items

Ref.	Part No.	Serial Number	Description	Qty.
▽	398330	(000000-	) Kit, Maint, 800hr [6200 G/Lp]	1
▲	83189	(000000-	) Kit, Replmt, Knob Assy, [6100]	1
▲	384023	(000000-	) Kit, Skirt, [6200]	1
▲	383445	(000000-	) Seal, Hppr, Lip	1
▲	383565	(000000-	) Seal, Bulb, Str, 0.76h .93w 59.0l Adh	1
▲	383672	(000000-	) Seal, Bulb, Str, 0.76h .93w 30.5l Adh	1
▲	383671	(000000-	) Seal, Bulb, Str, 0.76h .93w 09.6l Adh	2
▲	384051	(000000-	) Seal, Bulb, Str, 0.76h .93w 32.5l Adh	1
▲	83038	(000000-	) Kit, Replmt, Bearing, Vacuum Fan, [6100]	1
▲	360275	(000000-	) Shoe Assy, Brake, 180 X 30mm	2
▲	1037210	(000000-	) Filter, Panl, Dust, 4.2 X 16.0 X 24.0	1
▲	383861	(000000-	) Belt, V, [3l] 33.9l	1
▲	17759	(000000-	) Belt, V, [3v] 46.0l, Hy-T	1
▲	46461	(000000-	) Belt, V, [3v] 25.0l	1
▲	384420	(000000-	) Belt, V, 3l 60.0l	1
	16411	(000000-	) Paint, Airdry, Off-White, 12oz	1
	16412	(000000-	) Paint, Airdry, Teal, 12oz, Solid	1
	377540	(000000-	) Paint, Airdry, Blk, 12oz	1
	377538	(000000-	) Paint, Airdry, Gray, 12oz [Enamel]	1
	377537	(000000-	) Paint, Airdry, Iron Gray, 12oz [Pwdr Coat]	1

Fig. 2 - Replacement Brushes

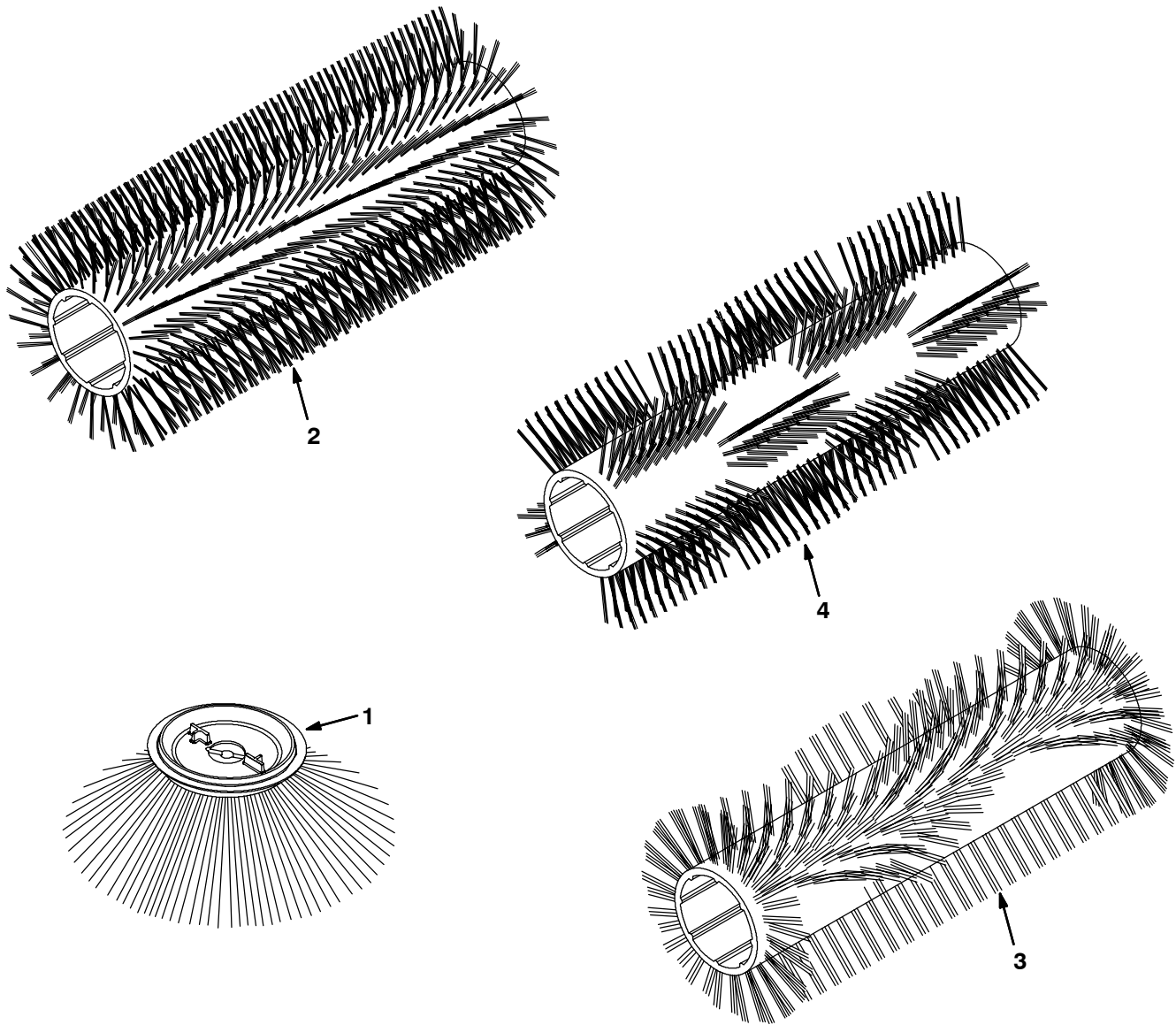


Fig. 2 - Replacement Brushes

Ref.	Part No.	Serial Number	Description	Qty.
1	383753	(000000-	) Brush, Disk, Polypropylene	1
1	384474	(000000-	) Brush, Disk, Polypropylene	1
1	384068	(000000-	) Brush, Disk, H. D. Polypropylene	1
2	383487	(000000-	) Brush, Swp, Polypropylene	1
2	383993	(000000-	) Brush, Swp, Natural Fiber	1
3	383992	(000000-	) Brush, Swp, Wedge, Polypropylene	1
4	370049	(000000-	) Brush, Swp, Window, Polypropylene	1

Fig. 3 - Main Frame Group

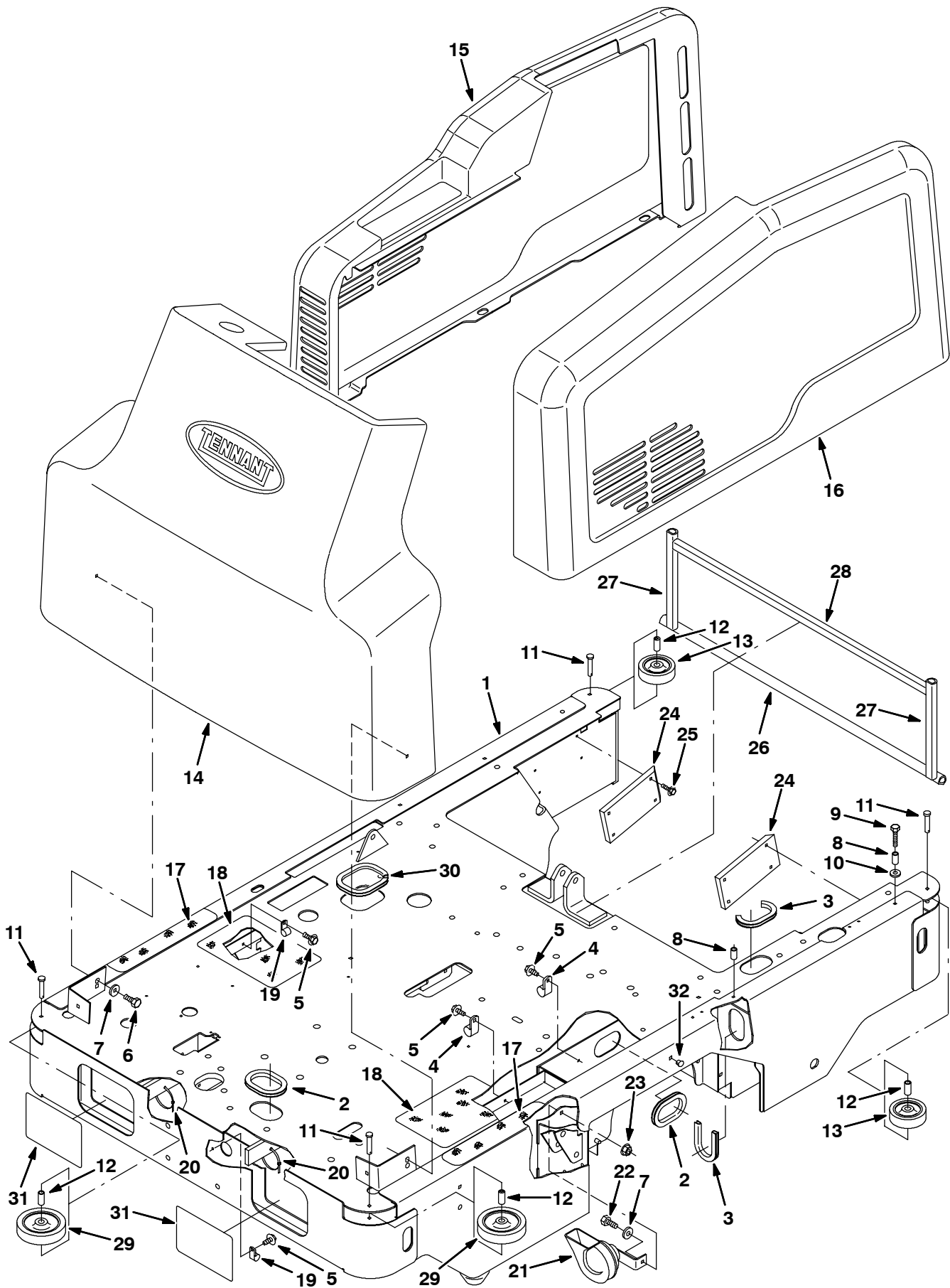


Fig. 3 - Main Frame Group

Ref.	Part No.	Serial Number	Description	Qty.
1	383600	(000000-	) Frame Wldt, Main, 6200	1
2	62595-16	(000000-	) Molding, Trim 11-14Ga 8.50	2
3	57569	(000000-	) Molding, Trim 11-14Ga 6.75	1
4	40678-1	(000000-	) Clamp, Cable	3
5	361339	(000000-	) Screw, Hex 6X 1.0 16 Pltd	6
6	16735	(000000-	) Screw, Hex, M08-1.25 X 16, 8.8	2
7	32491	(000000-	) Washer, Flat, .31 Hard	3
8	222496	(000000-	) Sleeve	2
9	06947	(000000-	) Screw, Hex, M06-1.0 X 40, 8.8	2
10	32490	(000000-	) Washer, Flat, .25 Hard	2
11	81581	(000000-	) Pin, Clevis, .31 Dia X 1.75 Lg	4
12	393129	(000000-	) Sleeve, 0.437d 0.318b 1.15l 430 Ss	4
13	81582	(000000-	) Wheel, Bumper 3.0 Od	2
14	383561	(000000-	) Shroud, Front, Lpg	1
14	383561	(000000-002388	) Shroud, Front, Gas	1
14	384086	(002389-	) Shroud, Front, Gas/Dsl	1
15	384057	(000000-	) Shroud, Rh, 6200	1
16	384152	(000000-	) Shroud, Lh, 6200	1
17	58819	(000000-	) Pad	2
18	32646	(000000-	) Floor Tread, Anti-Slip	2
19	26395-1	(000000-	) Clamp	3
20	49266	(000000-	) Tie, Cable 1.75D Max 7.50Lg	2
21	369704	(000000-	) Horn, 12Vdc	1
22	16931	(000000-	) Screw, Hex, M08-1.25 X 20, 8.8	1
23	07791	(000000-	) Nut, Hex, Flange, M08-1.25	1
24	384071	(000000-	) Plate, Poly, Slide	2
25	222159	(000000-	) Screw, Hex, Fmg, M06-1.0 X 25	8
26	384051	(000000-	) Seal, Bulb, Str, .76H .93W 3	1
27	383671	(000000-	) Seal, Bulb, Str, .76H .93W	2
28	383672	(000000-	) Seal, Bulb, Str, .76H .93W	1
29	81580	(000000-	) Wheel, Bumper, 4 In Dia	2
30	62595-5	(000000-	) Molding, Trim 11-14Ga 11.50	1
31	384270	(000000-	) Label, Headlight	2
32	01314	(000000-	) Button, Plug	6

Fig. 4 - Brush Door Group

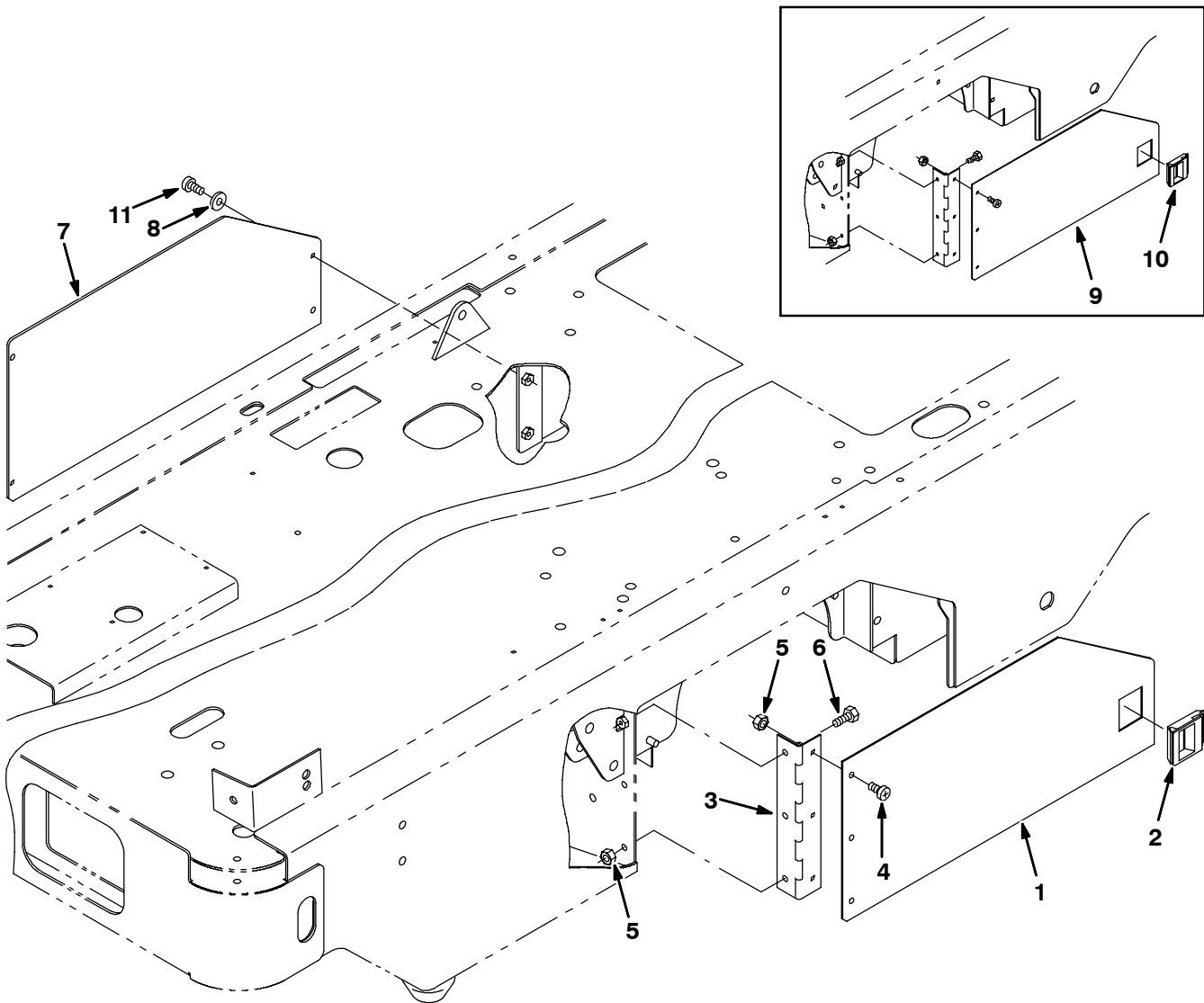


Fig. 4 - Brush Door Group

	Ref.	Part No.	Serial Number	Description	Qty.
▽		378920	(001470-	) Door Assy, Brush, Lh	1
▲	1	384281	(000000-	) Plate, Door, Brush, Lh	1
▲	2	384423	(000000-	) Latch, Push, 1.0 X 1.5	1
▲	3	81721	(000000-	) Hinge	1
▲	4	363503	(000000-	) Screw, Pan, M06-1.0 X 12, Ss	3
▲	5	08712	(000000-	) Nut, Hex, Lock, M06-1.0, NI,Ss	5
	6	87308	(000000-	) Screw, Hex, M06-1.0 X 12, 8.8	3
	7	383751	(000000-	) Plate, Door, Brush, Rh	1
	8	32483	(000000-	) Washer, Flat, .25 Sae	4
	9	383704	(000000-001469	) Plate, Door, Brush, Lh	1
	10	81855	(000000-001469	) Latch, Push, 1.5 X 1.8	1
	11	363503	(000000-	) Screw, Pan, M06-1.0 X 12, Ss	4

Fig. 5 - Seat and Shroud Group, Gas

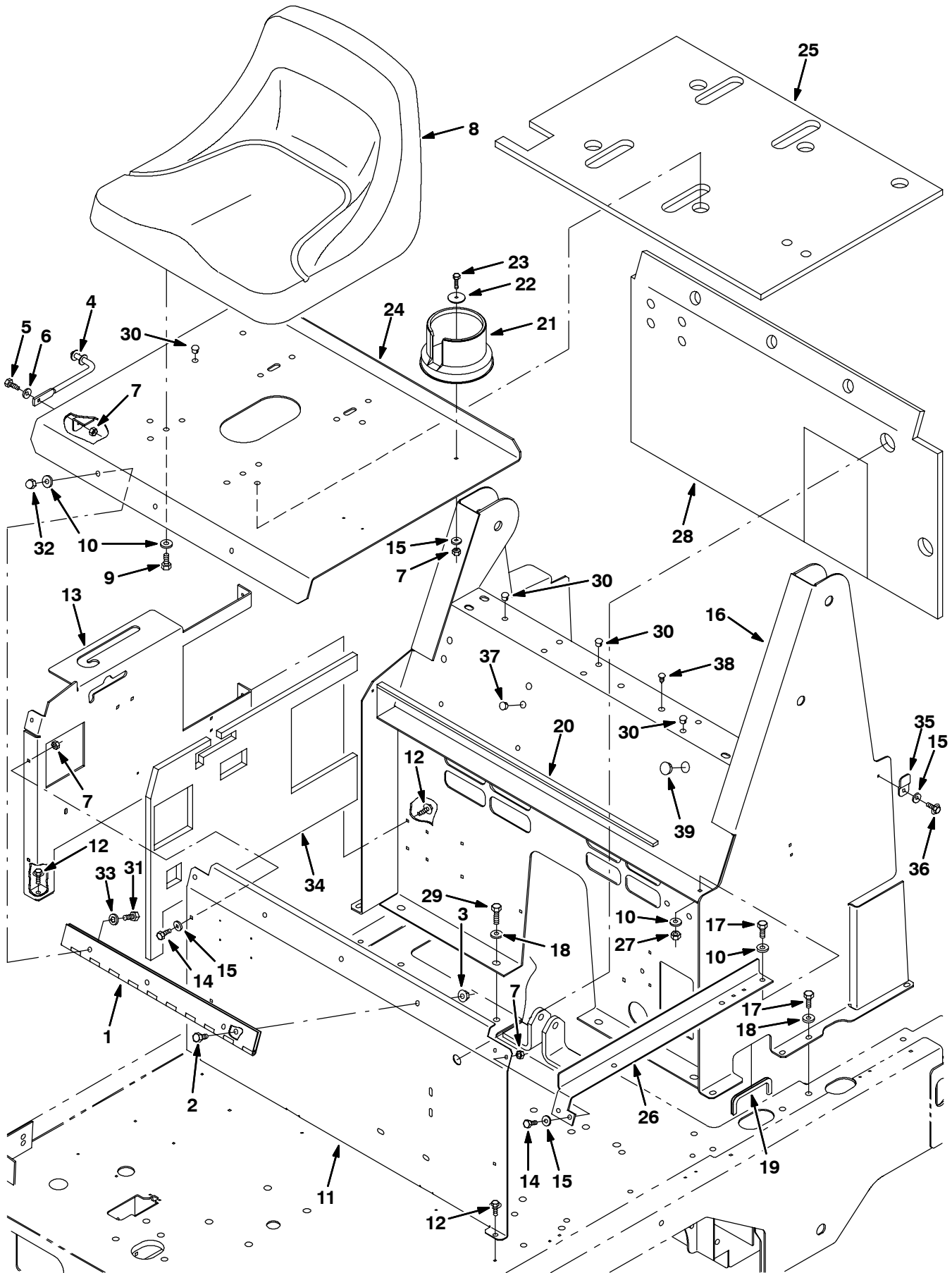




Fig. 5 - Seat and Shroud Group, Gas

Ref.	Part No.	Serial Number	Description	Qty.
1	75272	(000000-	) Hinge	1
2	50388	(000000-	) Screw, Hex, M08-1.25 X 12, 8.8	3
3	07791	(000000-	) Nut, Hex, Flange, M08-1.25	3
4	383770	(000000-	) Rod, Sppt, Seat	1
5	06943	(000000-	) Screw, Hex, M06-1.0 X 20, 8.8	1
6	32490	(000000-	) Washer, Flat, .25 Hard	1
7	08708	(000000-	) Nut, Hex, Lock, M06-1.0, NI	4
8	375411	(000000-	) Seat	1
9	54396	(000000-	) Screw, Hex, .31-18 X 0.75, G5	4
10	32491	(000000-	) Washer, Flat, .31 Hard	8
11	383765	(000000-	) Panel, Sppt, Seat, Front	1
12	361339	(000000-	) Screw, Hex 6X 1.0 16 Pltd	7
13	383766	(000000-	) Panel, Sppt, Seat, Rh	1
14	06942	(000000-	) Screw, Hex, M06-1.0 X 16, 8.8	5
15	32483	(000000-	) Washer, Flat, .25 Sae	7
16	384194	(000000-	) Tower Assy, Gas, W/Label, 6200	1
17	16931	(000000-	) Screw, Hex, M08-1.25 X 20, 8.8	10
18	39349	(000000-	) Washer, Flat, .31 Sae	11
19	62595-16	(000000-	) Molding, Trim 11-14Ga 8.50	1
20	383853	(000000-	) Seal, Rbr, Close, .25T .50W	1
21	223599	(000000-	) Cup Holder	1
22	30013	(000000-	) Washer, Flat, .31 Fender	1
23	06944	(000000-	) Screw, Hex, M06-1.0 X 25, 8.8	1
24	384192	(000000-	) Seat Assy, Gas/LPG, W/Label 6200	1
25	383856	(000000-	) Insulation, Panel, Seat	1
26	383767	(000000-	) Bracket, Sppt, Seat, Lh	1
27	08709	(000000-	) Nut, Hex, Lock, M08-1.25,NI	1
28	383857	(000000-	) Insulation, Panel, Seat	1
29	76570	(000000-	) Screw, Hex, M08-1.25 X 30, 8.8	2
30	33807	(000000-	) Button, Plug	17
31	54395	(000000-	) Screw, Hex, .31-18 X 0.62	3
32	41128	(000000-	) Nut-Low Crown, .31-18	3
33	32984	(000000-	) Washer, Lock, Int, .31	3
34	384147	(000000-	) Insulation, Panel, Side, RH	1
35	384308	(000000-	) Bracket, Mtg, Shroud	1
36	222158	(000000-	) Screw, Hex, Fng, M06-1.0 X 10	1
37	56992	(000000-	) Button, Plug, 0.50H 0.03-12	4
38	77399	(000000-	) Clip, Pine Tree, 0.236H, Plstc	2
39	75428	(000000-	) Button, Plug, 0.75H 0.03-12	1

Fig. 6 - Seat and Shroud Group, LPG

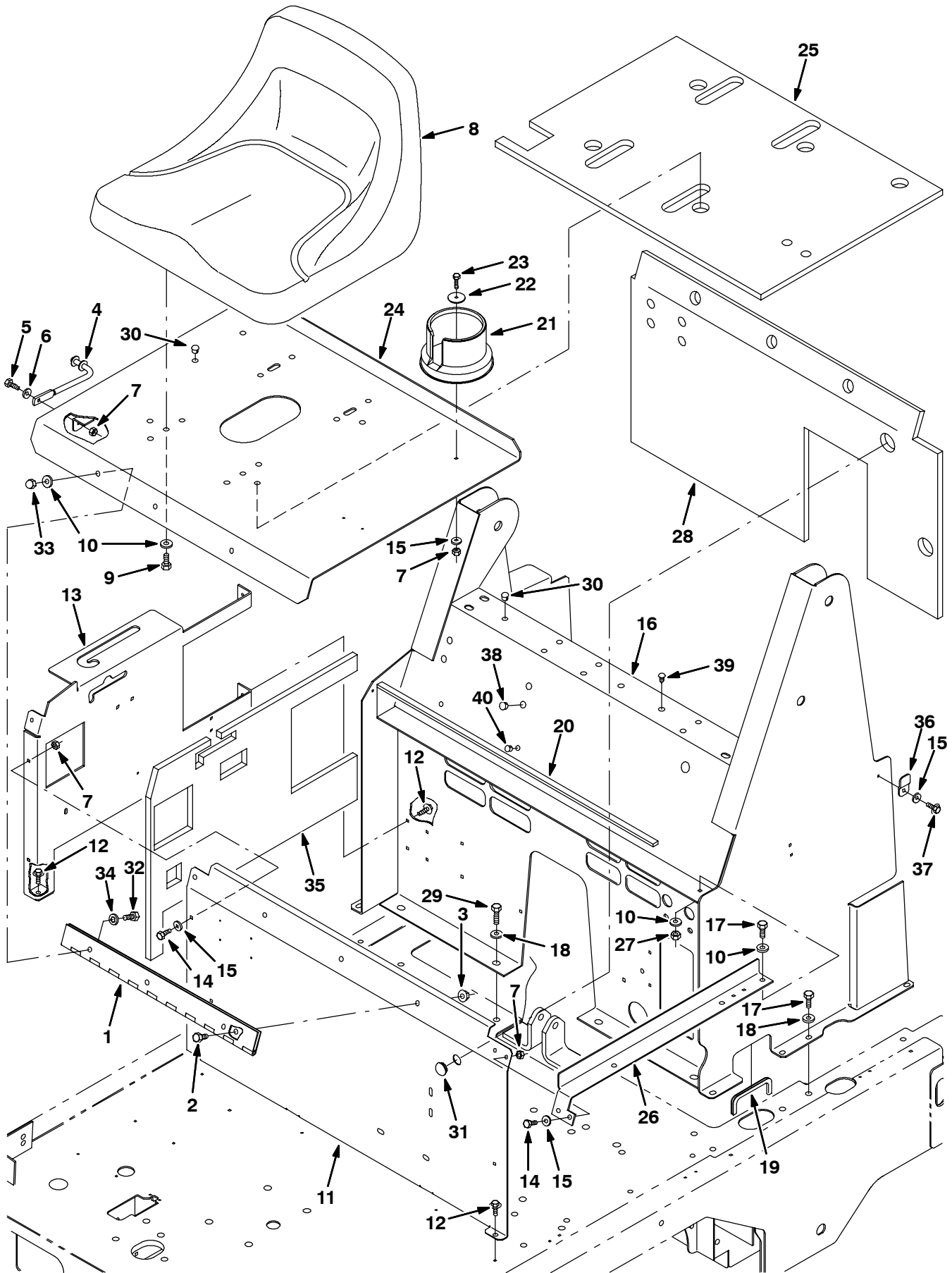


Fig. 6 - Seat and Shroud Group, LPG

Ref.	Part No.	Serial Number	Description	Qty.
1	75272	(000000-	) Hinge	1
2	50388	(000000-	) Screw, Hex, M08-1.25 X 12, 8.8	3
3	07791	(000000-	) Nut, Hex, Flange, M08-1.25	3
4	383770	(000000-	) Rod, Sppt, Seat	1
5	06943	(000000-	) Screw, Hex, M06-1.0 X 20, 8.8	1
6	32490	(000000-	) Washer, Flat, .25 Hard	1
7	08708	(000000-	) Nut, Hex, Lock, M06-1.0, NI	4
8	375411	(000000-	) Seat	1
9	54396	(000000-	) Screw, Hex, .31-18 X 0.75, G5	4
10	32491	(000000-	) Washer, Flat, .31 Hard	8
11	383765	(000000-	) Panel, Sppt, Seat, Front	1
12	361339	(000000-	) Screw, Hex 6X 1.0 16 Pltd	7
13	383766	(000000-	) Panel, Sppt, Seat, Rh	1
14	06942	(000000-	) Screw, Hex, M06-1.0 X 16, 8.8	5
15	32483	(000000-	) Washer, Flat, .25 Sae	7
16	384194	(000000-	) Tower Assy, LPG, W/Label, 6200	1
17	16931	(000000-	) Screw, Hex, M08-1.25 X 20, 8.8	10
18	39349	(000000-	) Washer, Flat, .31 Sae	11
19	62595-16	(000000-	) Molding, Trim 11-14Ga 8.50	1
20	383853	(000000-	) Seal, Rbr, Close, .25T .50W	1
21	223599	(000000-	) Cup Holder	1
22	30013	(000000-	) Washer, Flat, .31 Fender	1
23	06944	(000000-	) Screw, Hex, M06-1.0 X 25, 8.8	1
24	384192	(000000-	) Seat Assy, Gas/LPG, W/Label 6200	1
25	383856	(000000-	) Insulation, Panel, Seat	1
26	383767	(000000-	) Bracket, Sppt, Seat, Lh	1
27	08709	(000000-	) Nut, Hex, Lock, M08-1.25,NI	1
28	383857	(000000-	) Insulation, Panel, Seat	1
29	76570	(000000-	) Screw, Hex, M08-1.25 X 30, 8.8	2
30	33807	(000000-	) Button, Plug	13
31	47178-17	(000000-	) Button, Plug	1
32	54395	(000000-	) Screw, Hex, .31-18 X 0.62	3
33	41128	(000000-	) Nut-Low Crown, .31-18	3
34	32984	(000000-	) Washer, Lock, Int, .31	3
35	384147	(000000-	) Insulation, Panel, Side, RH	1
36	384308	(000000-	) Bracket, Mtg, Shroud	1
37	222158	(000000-	) Screw, Hex, Fng, M06-1.0 X 10	1
38	56992	(000000-	) Button, Plug, 050H 0.03 - 12	4
39	77399	(000000-	) Clip, Pine Tree, 0.236H, Plstc	2
40	01314	(000000-	) Button, Plug, 0.50H 0.03-12	2

Fig. 7 - Steering Group

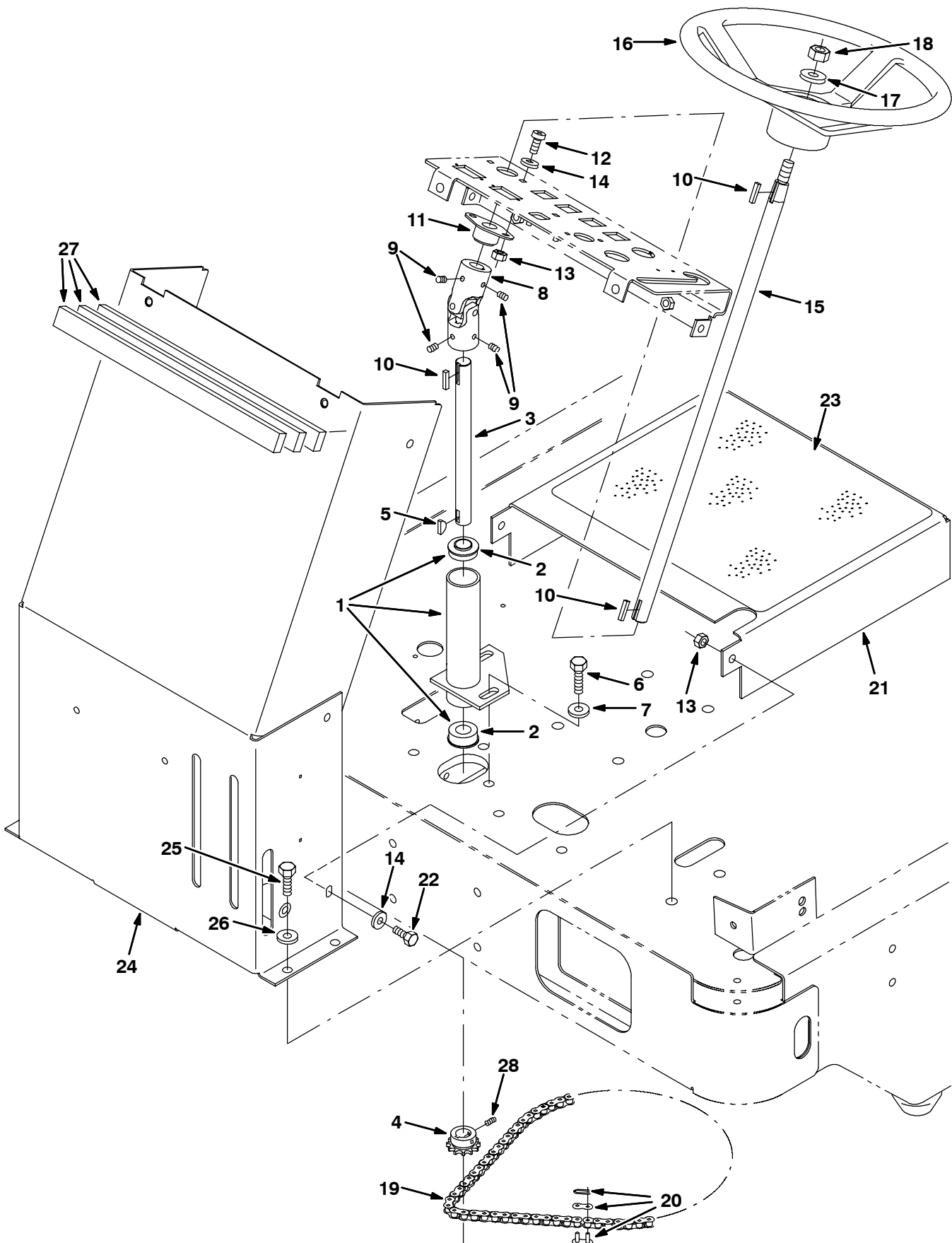


Fig. 7 - Steering Group

	Ref.	Part No.	Serial Number	Description	Qty.
▽	1	384022	(000000-	) Housing Assy, Steering, 6200	1
▲	2	223073	(000000-	) Bearing, Flange	2
	3	383509	(000000-	) Shaft, Steering, Lower	1
	4	223070	(000000-	) Sprocket, Steering	1
	5	00500-10	(000000-	) Key, Woodruff	1
	6	39284	(000000-	) Screw, Hex, M10-1.5 X 35, 8.8	2
	7	41187	(000000-	) Washer, Belleville, .38	2
	8	223072	(000000-	) Joint U	1
	9	46820	(000000-	) Screw, Set, .31-18 X 0.38, NI	4
	10	00912	(000000-	) Key, Square	3
	11	223065	(000000-	) Bearing, Flange	1
	12	09737	(000000-	) Screw, Pan, M08-1.25X 20, 4.8	2
	13	08709	(000000-	) Nut, Hex, Lock, M08-1.25,NI	4
	14	39349	(000000-	) Washer, Flat, .31 Sae	4
	15	223061	(000000-	) Shaft, Steering	1
	16	223075	(000000-	) Wheel, Steering	1
	17	32493	(000000-	) Washer, Flat, .50 Hard	1
	18	08711	(000000-	) Nut, Hex, Lock, M12-1.75,NI	1
▽	19	383480	(000000-	) Chain, Roller #35,.375 Pitch	1
▲	20	14799	(000000-	) Link, Chain	1
	21	383510	(000000-	) Channel, Foot Rest	1
	22	16931	(000000-	) Screw, Hex, M08-1.25 X 20, 8.8	2
	23	69571	(000000-	) Mat, Floor	1
	24	383505	(000000-	) Channel Wldt, Steering	1
	25	03192	(000000-	) Screw, Hex, M10-1.5 X 30, 8.8	6
	26	32492	(000000-	) Washer, Flat, .38 Hard	6
	27	223508	(000000-	) Seal, Panel	3
	28	39326	(000000-	) Screw, Set, .25X0.25, Al	2

Fig. 8 - Instrument Panel Group, Gas

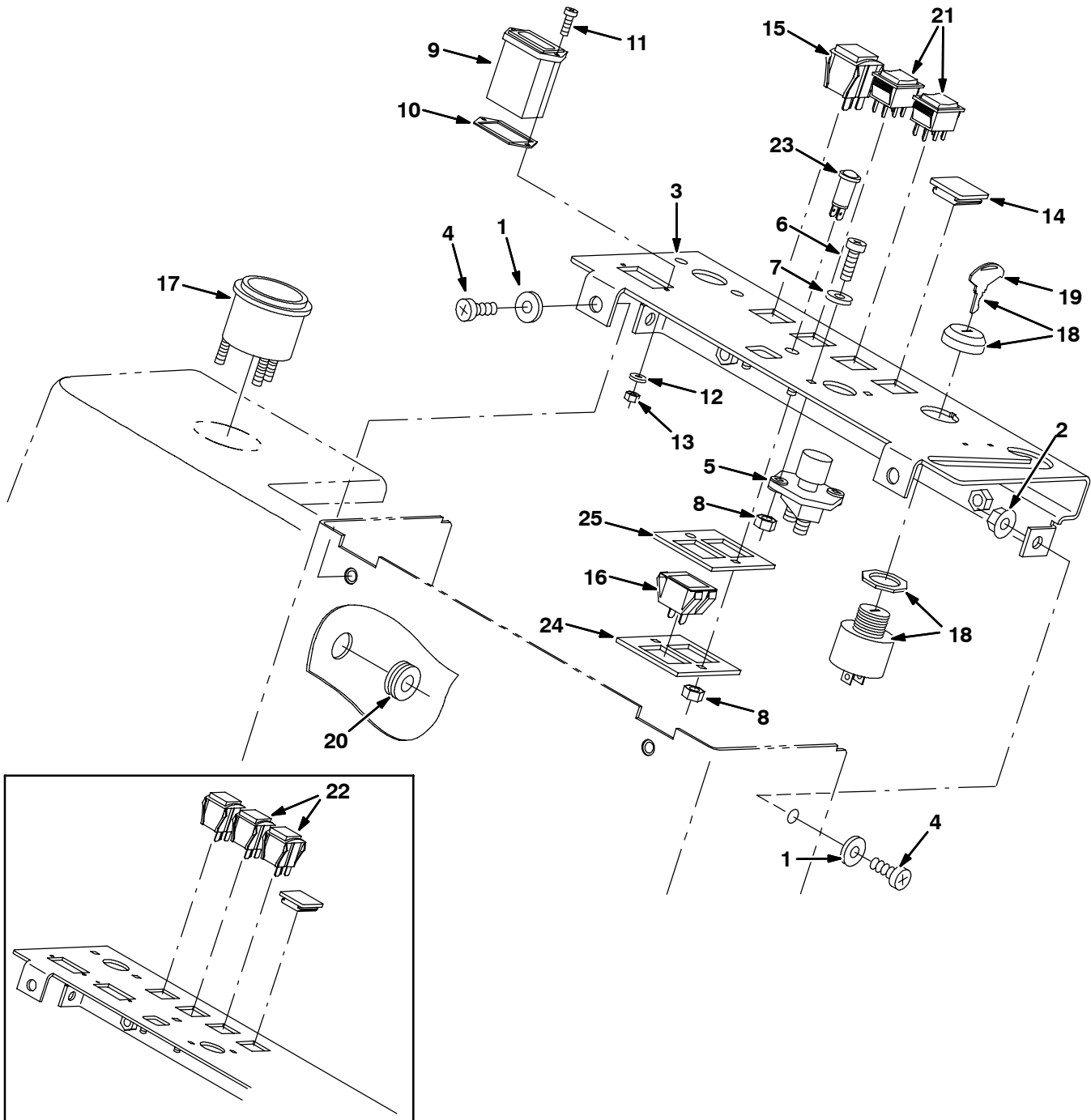


Fig. 8 - Instrument Panel Group, Gas

Ref.	Part No.	Serial Number	Description	Qty.	
1	32491	(000000-	) Washer, Flat, .31 Hard	4	
2	07791	(000000-	) Nut, Hex, Flange, M08-1.25	2	
3	383551	(000000-	) Panel, Instrument	1	
4	09737	(000000-	) Screw, Pan, M08-1.25X 20, 4.8	4	
5	44078	(000000-	) Switch, Pushmom, Spst100A 12V	1	
6	09164	(000000-	) Screw, Pan, M06-1.0 X 20, 4.8	2	
7	32483	(000000-	) Washer, Flat, .25 Sae	2	
8	08708	(000000-	) Nut, Hex, Lock, M06-1.0, NI	4	
9	377324	(000000-003179	) Gauge Kit, Hourmeter, F/31988 [10k]	1	
9	377433	(003180-	) Gauge, Hourmeter, 12-60vdc, Analog [10k]	1	
10	222683	(000000-	) Gasket	1	
11	09146	(000000-	) Screw, Pan, M03-0.5 X 12, 4.8	2	
12	39658	(000000-	) Washer, Lock, Int, #04	2	
13	01754	(000000-	) Nut, Hex, Std, M03-0.5	2	
14	222534	(000000-	) Plug	1	
15	383831	(000000-	) Switch, Rocker, Mom, On-Off, D	1	
16	361075	(000000-	) Lamp, Indicator 12 Volt	1	
17	34813	(002389-	) Gauge, Fuel, 0-90Ohm 8-18Vdc	1	
▽	18	80331	(000000-	) Switch	1
▲	19	80181	(000000-	) Key Set	1
20	10632-17	(002389-	) Grommet, Rbr, 0.50ld, F/0.8H, .12Matl	1	
21	1007012	(002825-	) Switch, Rocker, 125vdc 16a Dpdt Mo/Of/Mo	2	
22	383028	(000000-002824	) Switch Kit, Rocker, Replmt	2	
23	34820	(000000-	) Light, Indctr/Red 12V .1A Jmco	1	
24	383556	(000000-	) Plate, Mtg, Light	1	
25	383557	(000000-	) Seal, Foam	1	

Fig. 9 - Instrument Panel Group, LPG

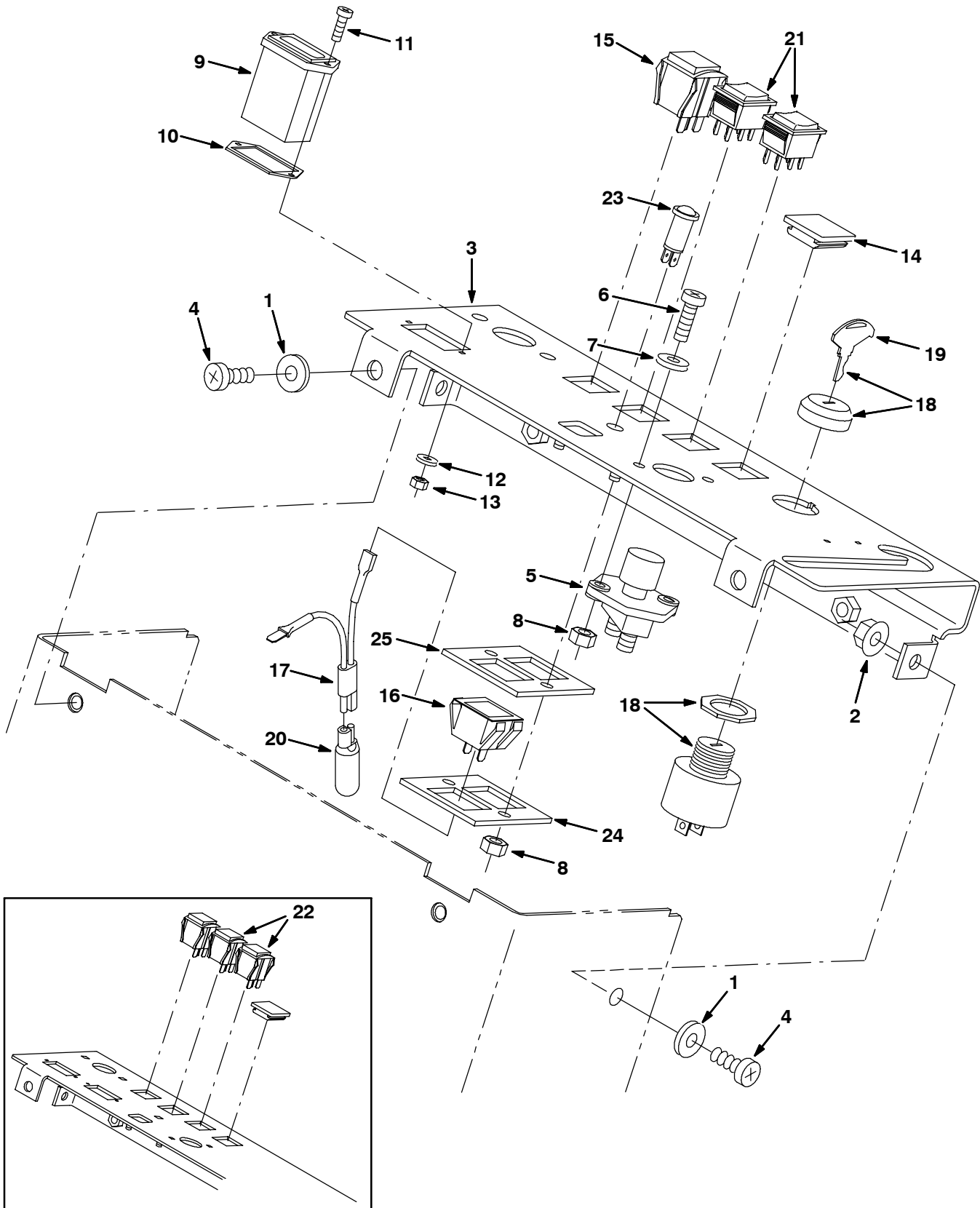




Fig. 9 - Instrument Panel Group, LPG

Ref.	Part No.	Serial Number	Description	Qty.	
1	32491	(000000-	) Washer, Flat, .31 Hard	4	
2	07791	(000000-	) Nut, Hex, Flange, M08-1.25	2	
3	383551	(000000-	) Panel, Instrument	1	
4	09737	(000000-	) Screw, Pan, M08-1.25X 20, 4.8	4	
5	44078	(000000-	) Switch, Pushmom, Spst100A 12V	1	
6	09164	(000000-	) Screw, Pan, M06-1.0 X 20, 4.8	2	
7	32483	(000000-	) Washer, Flat, .25 Sae	2	
8	08708	(000000-	) Nut, Hex, Lock, M06-1.0, NI	4	
9	377324	(000000-003179	) Gauge Kit, Hourmeter, F/31988 [10k]	1	
9	377433	(003180-	) Gauge, Hourmeter, 12-60vdc, Analog [10k]	1	
10	222683	(000000-	) Gasket	1	
11	09146	(000000-	) Screw, Pan, M03-0.5 X 12, 4.8	2	
12	39658	(000000-	) Washer, Lock, Int, #04	2	
13	01754	(000000-	) Nut, Hex, Std, M03-0.5	2	
14	222534	(000000-	) Plug	1	
15	383831	(000000-	) Switch, Rocker, Mom, On-Off, D	1	
16	361075	(000000-	) Lamp, Indicator 12 Volt	1	
17	370156	(000000-	) Harness, Wire, Switch, Key, Diode	1	
▽	18	80331	(000000-	) Switch	1
▲	19	80181	(000000-	) Key Set	1
20	222290	(000000-	) Diode, Ele, Plug	1	
21	1007012	(002825-	) Switch, Rocker, 125vdc 16a Dpdt Mo/Of/Mo	2	
22	383028	(000000-002824	) Switch Kit, Rocker, Replmt	1	
23	34820	(000000-	) Light, Indctr/Red 12V .1A Jmco	1	
24	383556	(000000-	) Plate, Mtg, Light	1	
25	383557	(000000-	) Seal, Foam	1	

Fig. 10 - Electrical Panel Group

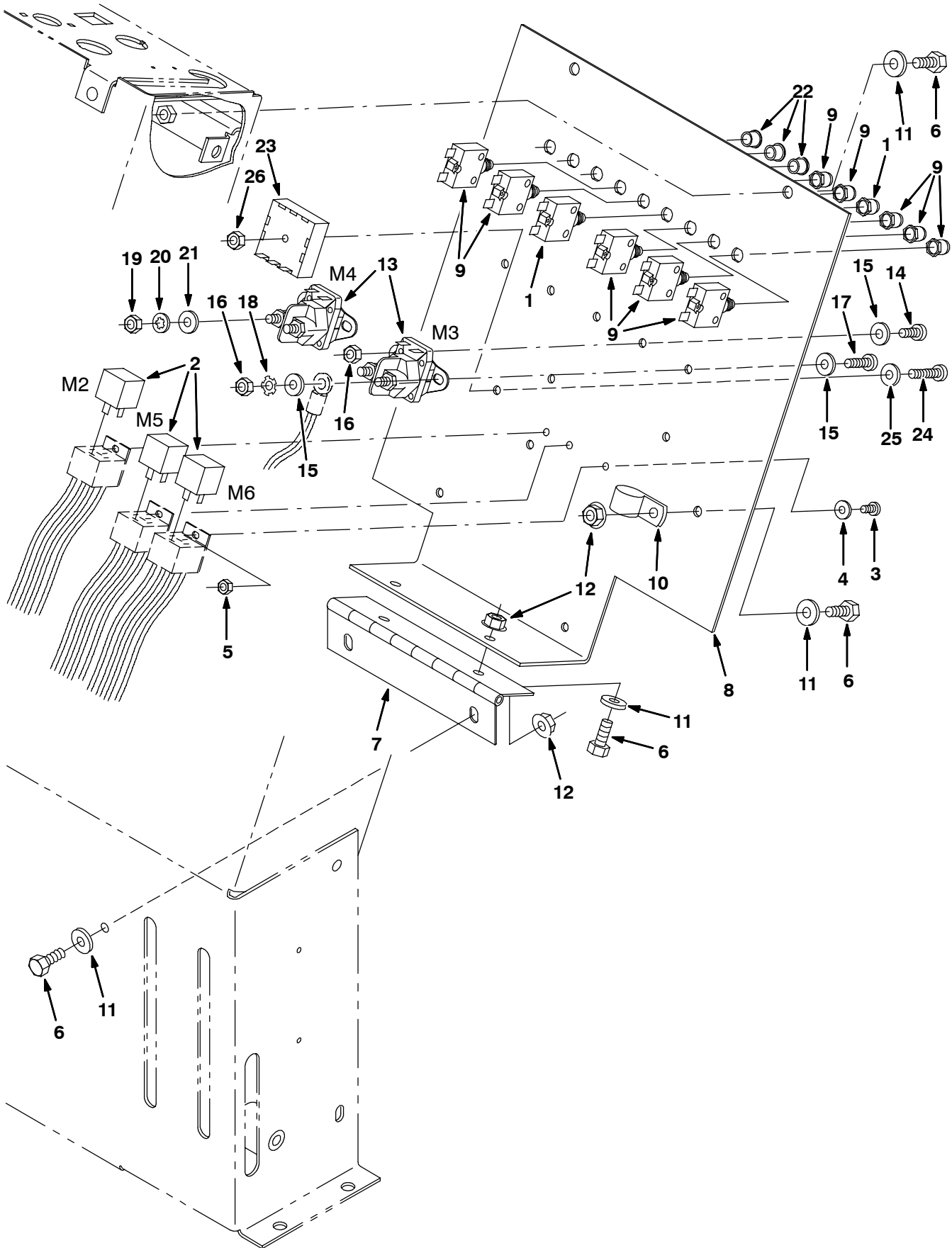


Fig. 10 - Electrical Panel Group

Ref.	Part No.	Serial Number	Description	Qty.
1	383727	(000000-	) Circuitbreaker, 40Amp	1
2	57804	(000000-	) Relay, 12V	3
3	09200	(000000-	) Screw, Pan, M05-0.8 X 12, Ss	3
4	19066	(000000-	) Washer, Flat, #10	3
5	06549	(000000-	) Nut, Hex, Lock, M05-0.8, NI	3
6	16931	(000000-	) Screw, Hex, M08-1.25 X 20, 8.8	7
7	223058	(000000-	) Hinge, Ele	1
8	384190	(000000-	) Panel, Electric W/Label	1
9	383722	(000000-	) Circuitbreaker, 15Amp	5
10	69234	(000000-	) Clamp, Cable	1
11	32491	(000000-	) Washer, Flat, .31 Hard	7
12	07791	(000000-	) Nut, Hex, Flange, M08-1.25	5
13	383732	(000000-	) Contactor, No, 12Vdc	2
14	09145	(000000-	) Screw, Pan, M06-1.0 X 16, 4.8	2
15	32483	(000000-	) Washer, Flat, .25 Sae	6
16	08708	(000000-	) Nut, Hex, Lock, M06-1.0, NI	4
17	09164	(000000-	) Screw, Pan, M06-1.0 X 20, 4.8	2
18	41140	(000000-	) Washer, Lock, Int-Ext, .25	2
19	20170	(000000-	) Nut, Hex, Jam, .31-24	4
20	32984	(000000-	) Washer, Lock, Int, .31	4
21	39349	(000000-	) Washer, Flat, .31 Sae	4
22	33807	(000000-	) Button, Plug	3
23	379665	(000000-	) Module, Shaker, 12V	1
24	33944	(000000-	) Screw, Pan, M06-1.0 X 35, 4.8	1
25	32490	(000000-	) Washer, Flat, .25 Hard	1
26	08708	(000000-	) Nut, Hex, Lock, M06-1.0, NI	1

Fig. 11 - Engine Group, Gas

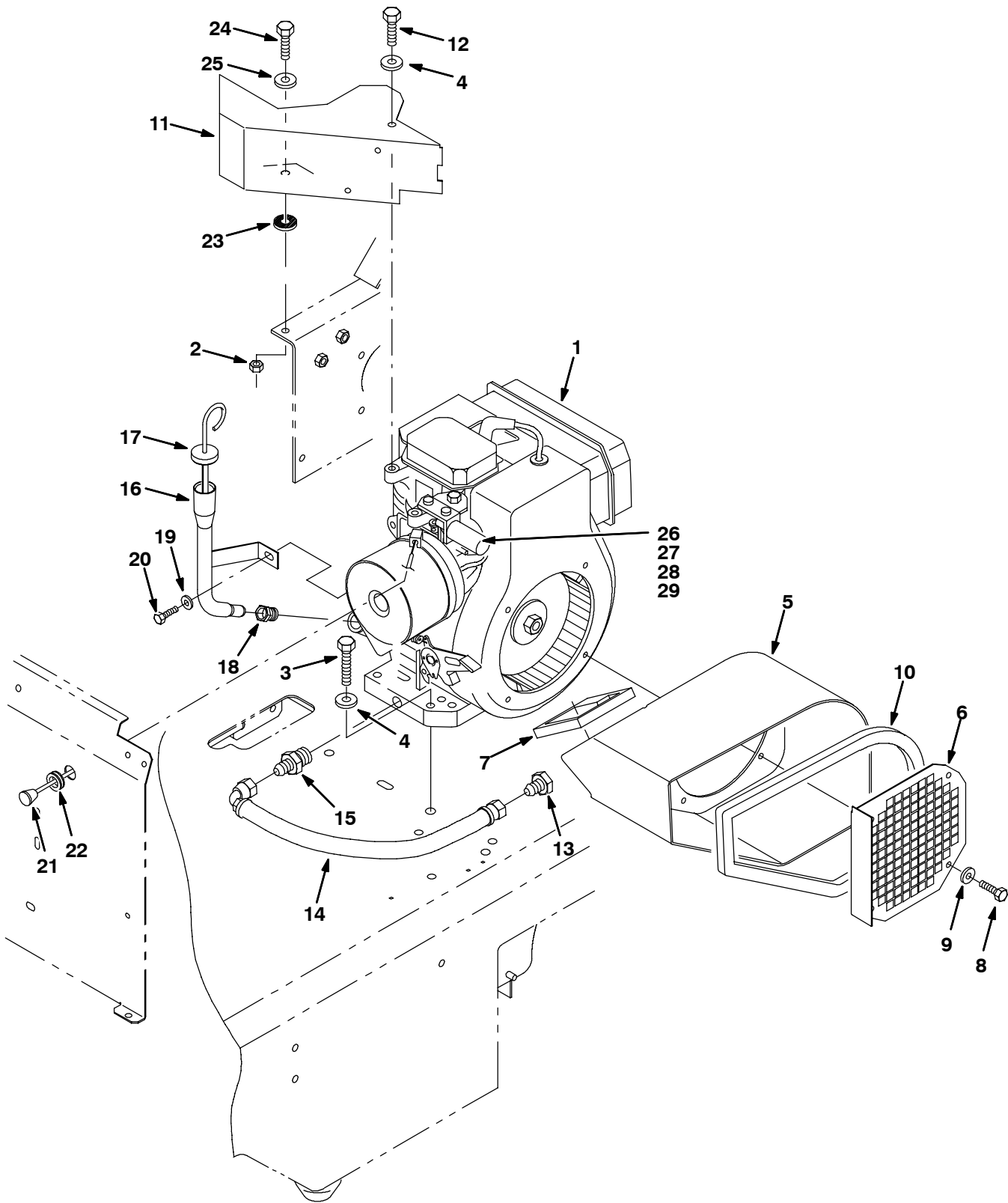


Fig. 11 - Engine Group, Gas

Ref.	Part No.	Serial Number	Description	Qty.
1	83300	(000000-	) Engine-11Hp Gas (See Engine Breakdown)	1
2	07791	(000000-	) Nut, Hex Flange, M8	1
3	16930	(000000-	) Screw, Hex, M10-1.5 X 50, 8.8	4
4	32492	(000000-	) Washer, Flat, .38 Hard	5
5	383677	(000000-	) Panel, Baffle, Air Intake	1
6	83482	(000000-	) Screen	1
7	83495	(000000-	) Gasket, Air Intake	1
8	11635	(000000-	) Screw, Hex, M06-1.0 X 12, Ss	4
9	01684	(000000-	) Washer, Flat, .25 Ss	4
10	83496	(000000-	) Seal, Bulb, 41.1 Lg.	1
11	83532	(000000-	) Duct, Air, Engine	1
12	58286	(000000-	) Screw-Hex M10X1.25 20 8.8 Pltd	1
13	19747	(000000-	) Fitting, Hyd, Plug	1
14	57192	(000000-	) Hose, Hyd	1
15	19200	(000000-	) Fitting, Hyd, Str	1
16	81694	(000000-	) Tube, Fill	1
17	81695	(000000-	) Dipstick	1
18	81692	(000000-	) Fitting, Tube End	1
19	32490	(000000-	) Washer, Flat, .25 Hard	1
20	06960	(000000-	) Screw, Hex M10	1
21	69266	(000000-	) Cable Assy,Choke 37.00LG	1
22	10632-17	(000000-	) Grommet, Rbr, 0.50ld, For .12Matl	1
23	222268	(000000-	) Washer, Rubber	1
24	39277	(000000-	) Screw, Hex M8	1
25	32491	(000000-	) Washer, Flat, .31 Hard	1
26	384448	(000000-	) Solenoid, 12Vdc, Engine	1
27	383820	(000000-	) Terminal, Bullet, .156M 18/22Awg	2
28	87308	(000000-	) Screw, Hex, M06X1.0X12, 8.8	2
29	32982	(000000-	) Washer, Lock, Int, .25	2



Fig. 12 - Engine Fuel Tank Group, Gas

Ref.	Part No.	Serial Number	Description	Qty.	
1	383973	(000000-	) Bracket, Tank	1	
2	16735	(000000-	) Screw, Hex, M08-1.25 X 16, 8.8	2	
3	39349	(000000-	) Washer, Flat, .31 Sae	2	
4	02290	(000000-	) Strap	2	
5	17414	(000000-	) Fitting, Hyd, Str	1	
6	384235	(000000-	) Valve, Fuel	1	
7	384026	(000000-	) Fuelline	1	
8	04107	(000000-	) Hose, Fuel	2	
9	43844	(000000-	) Clamp, Wormdrive	4	
10	10552	(000000-	) Fitting, Plug	1	
11	03433	(000000-	) Molding, Trim 11-14Ga 1.75	1	
12	384033	(000000-	) Hose, Fuel, .38Id, 42.0L	1	
13	26395-1	(000000-	) Clamp, Cable	2	
14	54333	(000000-	) Clamp, Wormdrive	1	
15	46736	(000000-	) Clamp, Hose	1	
∇	16	384085	(002389-	) Tank, Fuel, 1.9 Gal, 5.9w 7.0h 12.0l	1
▲	17	384278	(002389-	) Cap, Tank, Fuel	1
▲	18	384472	(002389-	) Send-Unit	1
▲	19	1033897	(002389-	) Gasket, Sender, Fuel	1
∇	20	383911	(000000-002388)	) Tank, Fuel, 1.9Gal	1
▲	21	384278	(000000-002388)	) Cap, Fuel Tank	1
	22	32981	(000000-	) Nut, Hex, Lock, .25-20, NI	4
	23	32490	(000000-	) Washer, Flat, .25 Hard	4

Fig. 13 - Engine Group, LPG

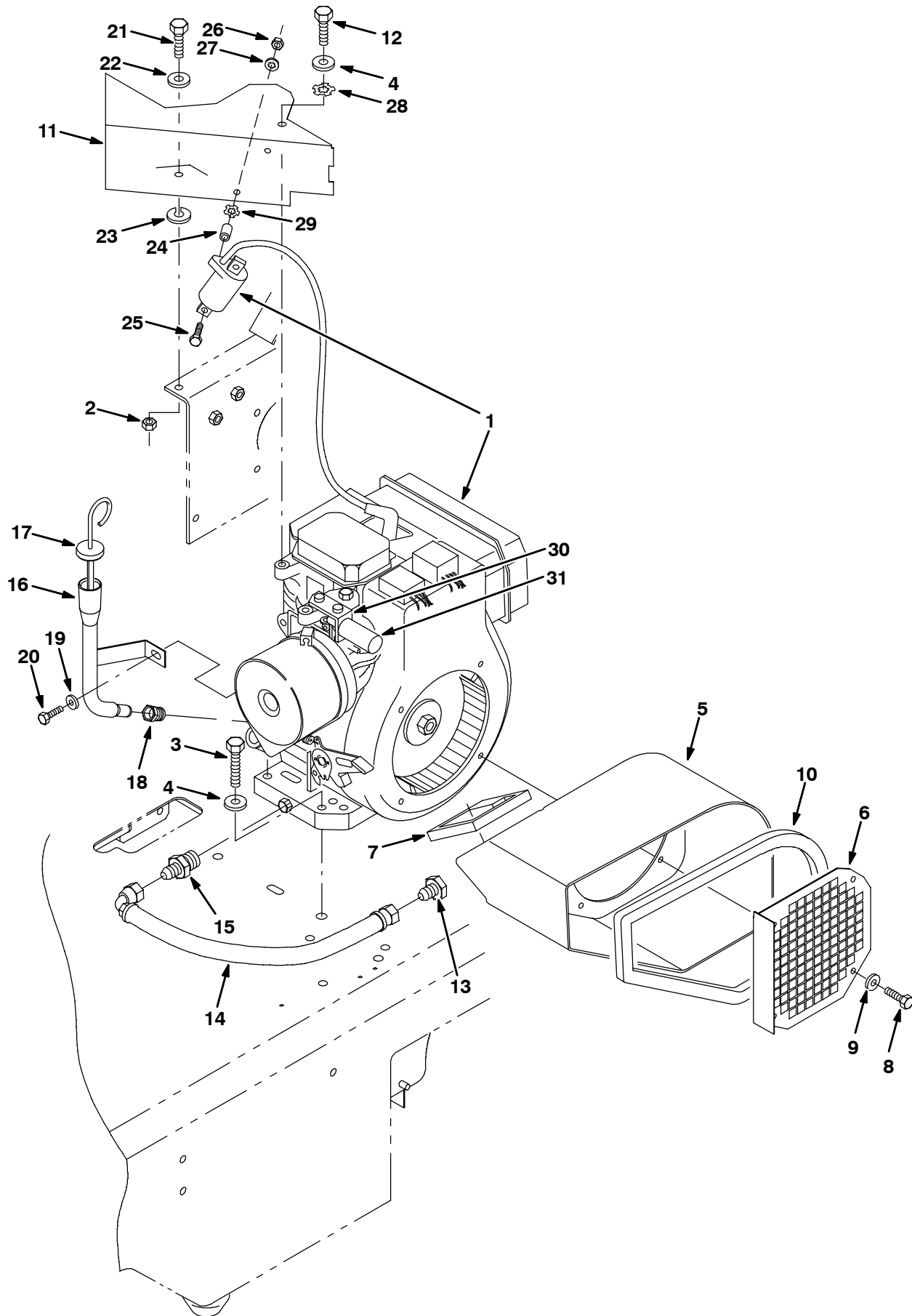




Fig. 13 - Engine Group, LPG

Ref.	Part No.	Serial Number	Description	Qty.
1	83284	(000000-	) Engine Assy, Robn Lpg Eh34 (See Engine Breakdown)	1
2	07791	(000000-	) Nut, Hex, Flange, M08-1.25	1
3	16930	(000000-	) Screw, Hex, M10-1.5 X 50, 8.8	4
4	32492	(000000-	) Washer, Flat, .38 Hard	5
5	383677	(000000-	) Panel, Baffle, Air, Intake	1
6	83482	(000000-	) Screen	1
7	83495	(000000-	) Gasket, Air Intake	1
8	11635	(000000-	) Screw, Hex, M06-1.0 X 12, Ss	4
9	01684	(000000-	) Washer, Flat, .25 Ss	4
10	83496	(000000-	) Seal, Bulb, 41.1 Lg.	1
11	83532	(000000-	) Duct, Air, Engine	1
12	58286	(000000-	) Screw-Hex M10X1.25 20 8.8 Pltd	1
13	19747	(000000-	) Fitting, Hyd, Plug	1
14	57192	(000000-	) Hose, Hyd	1
15	19200	(000000-	) Fitting, Hyd, Str	1
16	81694	(000000-	) Tube Wldt, Fill	1
17	81695	(000000-	) Dipstick, Tube, Fill	1
18	81692	(000000-	) Fitting, Tubeend	1
19	32490	(000000-	) Washer, Flat, .25 Hard	1
20	06960	(000000-	) Screw, Hex, M10-1.5 X 16, 8.8	1
21	39277	(000000-	) Screw, Hex, M08-1.25 X 25, 8.8	1
22	32491	(000000-	) Washer, Flat, .31 Hard	1
23	222268	(000000-	) Washer, Neoprene	1
24	360930	(000000-	) Sleeve	2
25	06947	(000000-	) Screw, Hex, M06-1.0 X 40, 8.8	2
26	07790	(000000-	) Nut, Hex, Flange, M06-1.0	2
27	07515	(000000-	) Washer, Lock, Int, .25, Ss	2
28	41142	(000000-	) Washer, Lock, Int-Ext, .38	1
29	41140	(000000-	) Washer, Lock, Int-Ext, .25	1
30	384495	(000000-	) Bracket	1
31	384448	(000000-	) Solenoid	1

Fig. 14 - Engine Fuel Tank Group, LPG

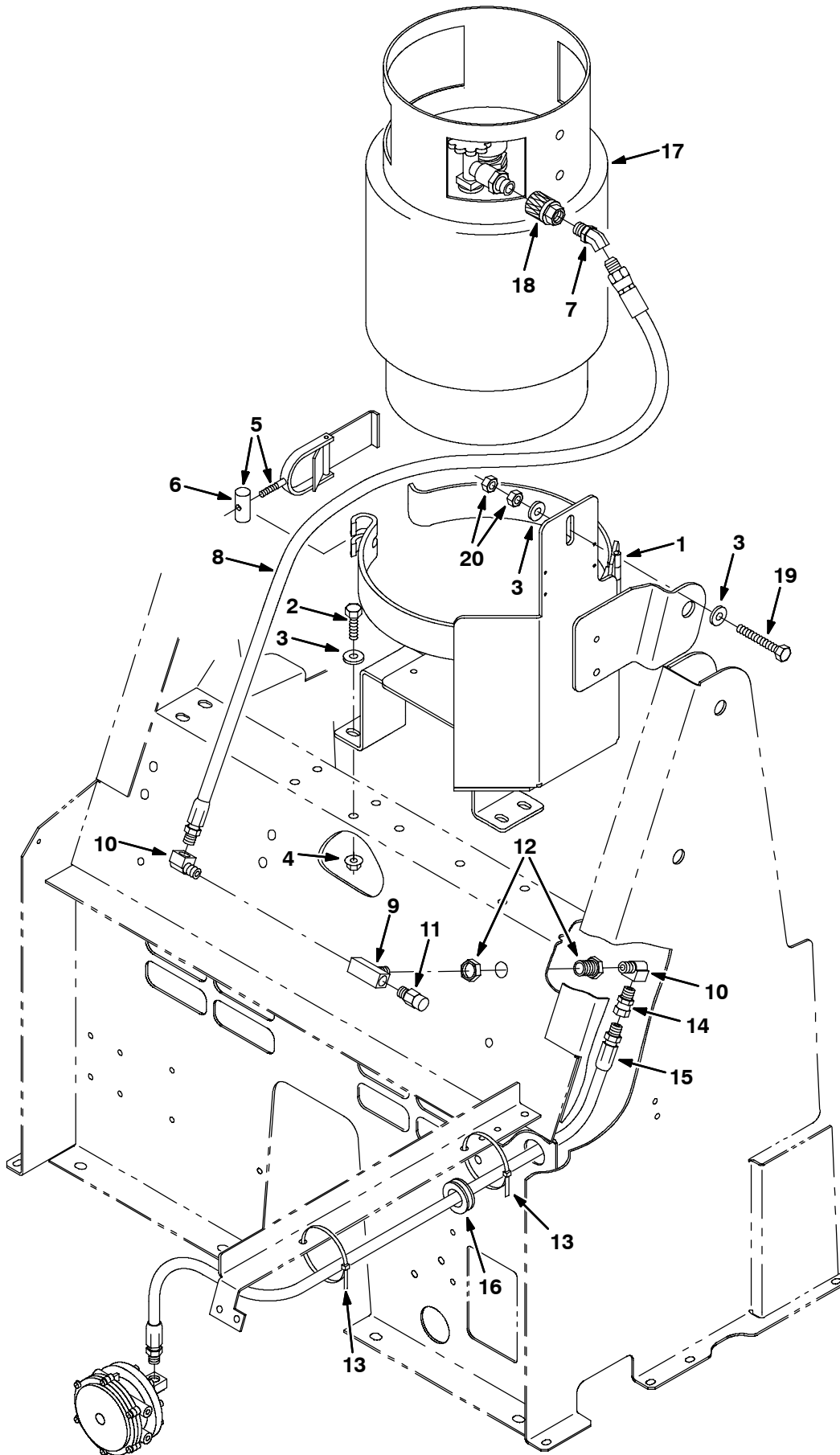


Fig. 14 - Engine Fuel Tank Group, LPG

Ref.	Part No.	Serial Number	Description	Qty.
1	1038113	(000000-	) Bracket Wldt, Tank, Lpg	1
2	39283	(000000-	) Screw, Hex, M10-1.5 X 25, 8.8	4
3	32492	(000000-	) Washer, Flat, .38 Hard	6
4	41430	(000000-	) Nut, Hex, Lock, M10-1.5, NI	4
▽	5	53400-1	(000000-) Latch Assy, Lpg Tank Mtg,W/Nut	1
▲	6	53400-4	(000000-) Nut	1
	7	26496	(000000-) Coupling	1
	8	22308	(000000-) Hose, Lpg	1
	9	53268	(000000-) Fitting, Brass, Tee	1
	10	27048	(000000-) Fitting, Pipe, Elbow	2
	11	24047	(000000-) Valve, Press Relief, Lpg Rego	1
	12	78122	(000000-) Fitting, Bkhd	1
	13	49266	(000000-) Tie, Cable 1.75D Max 7.50Lg	2
	14	11442-23	(000000-) Fitting, Str	1
	15	47395	(000000-) Hose, Lpg	1
	16	10632-14	(000000-) Grommet, Rubber	1
	17	10752-2	(000000-) Tank-Lp,20#,Vap,Both,Fill Ga L	1
	18	47720	(000000-) Fitting, Hyd E45 Pm04/Pf04	1
	19	06419	(000000-) Screw, Hex, M10-1.5 X 70, Ss	1
	20	07787	(000000-) Nut, Hex, Std, M10-1.5, Ss	2

Fig. 15 - Engine Vaporizer Group, LPG

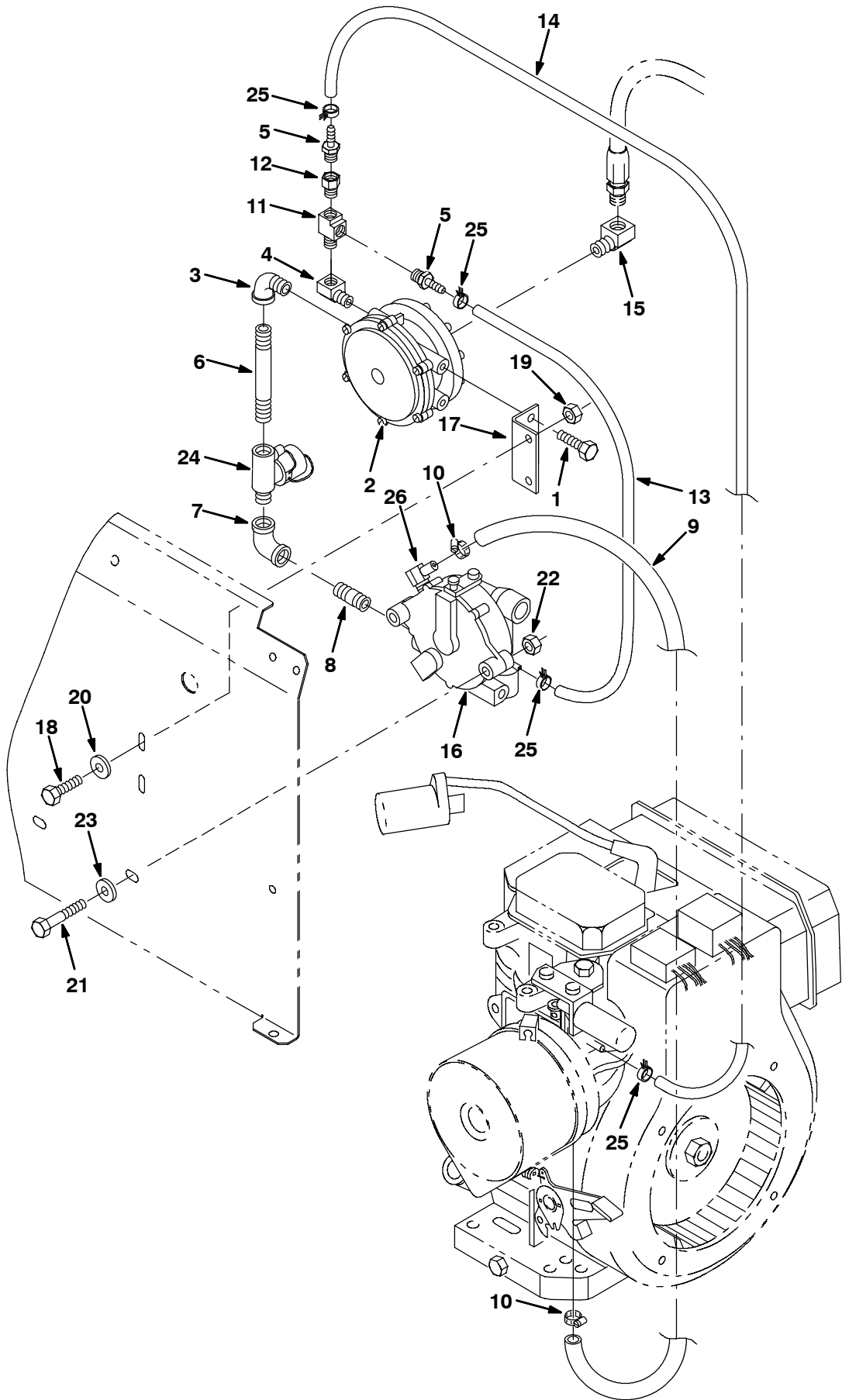


Fig. 15 - Engine Vaporizer Group, LPG

Ref.	Part No.	Serial Number	Description	Qty.
	1	19315	(000000- ) Screw, Hex, .25-20 X 0.50, G5	2
▽	2	73020	(000000- ) Filter, Fuellock	1
▲	65527	(000000- ) Fuellock Replacement Kit	1	
	3	81975	(000000- ) Fitting, Pipe, Elbow90	1
	4	11984	(000000- ) Fitting, Elbow	1
	5	40607	(000000- ) Fitting, Brass, Str	2
	6	81973	(000000- ) Fitting, Pipe, Nipple, .25 Pt	1
	7	81976	(000000- ) Fitting, Pipe, E90 Pf04/Pf04	1
	8	10770	(000000- ) Fitting, Pipe	1
	9	383852	(000000- ) Hose, Lpg, Low Pressure, .375I	1
	10	86824	(000000- ) Clamp, Wormdrive	2
	11	26426	(000000- ) Fitting, Tee PF02/PM02/PM02	1
	12	80637	(000000- ) Valve, Check	1
	13	07464	(000000- ) Hose, Vacuum	1
	14	19774	(000000- ) Hose, Vacuum	1
	15	27048	(000000- ) Fitting, Pipe, Elbow	1
	16	83349	(000000- ) Regulator	1
	17	83527	(000000- ) Angle, Fuellock Mount	1
	18	06942	(000000- ) Screw, Hex, M06-1.0 X 16, 8.8	2
	19	07790	(000000- ) Nut, Hex, Flange, M06-1.0	2
	20	32490	(000000- ) Washer, Flat, .25 Hard	2
	21	06956	(000000- ) Screw, Hex, M08-1.25 X 45, 8.8	2
	22	07791	(000000- ) Nut, Hex, Flange, M08-1.25	2
	23	32491	(000000- ) Washer, Flat, .31 Hard	2
	24	30181	(000000- ) Lock, LP Fuel	1
	25	384032	(000000- ) Clamp, Hose .31 Od	4
	26	384286	(000000- ) Fitting, Brass, E90	1

Fig. 16 - Engine Muffler Group

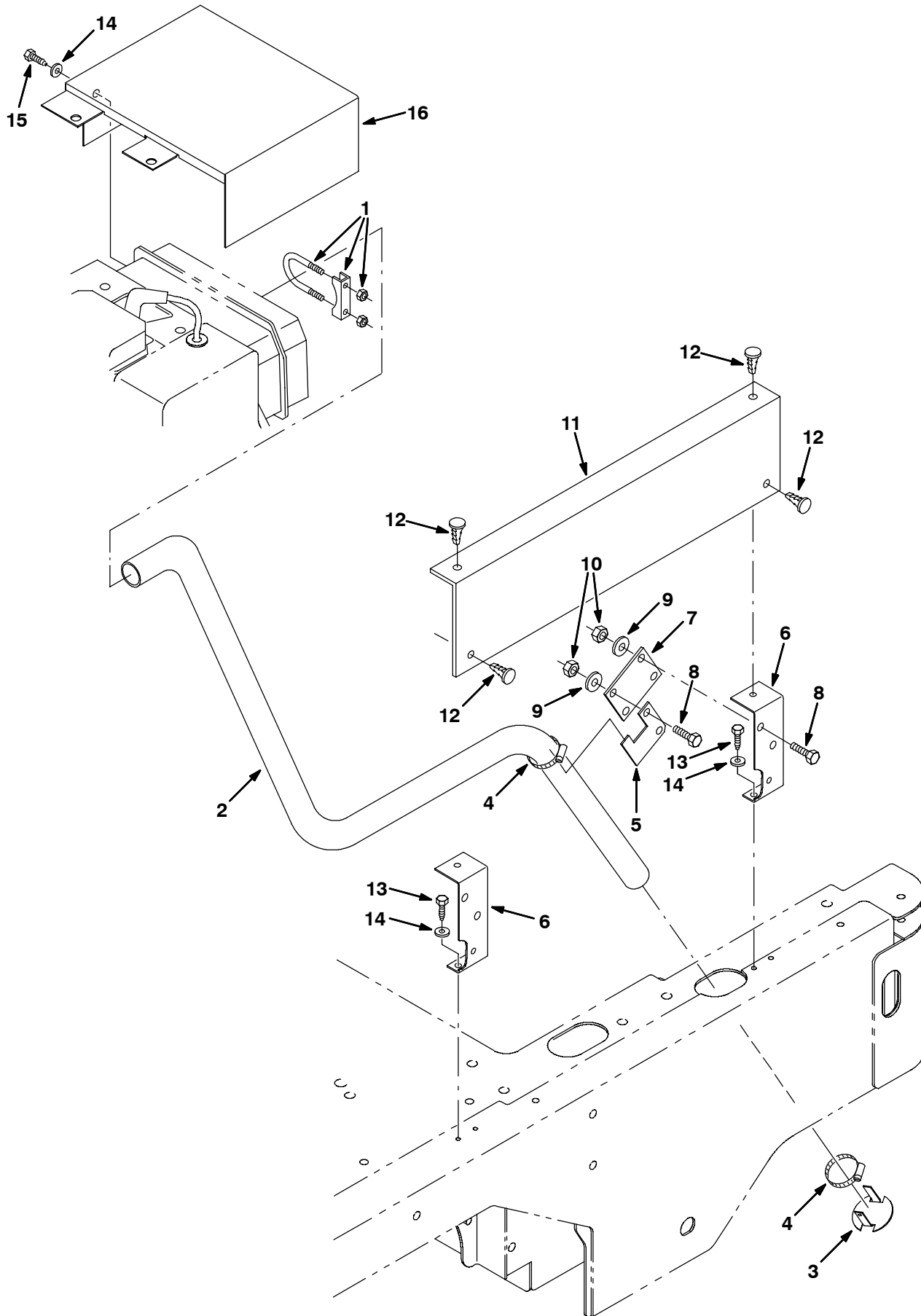


Fig. 16 - Engine Muffler Group

Ref.	Part No.	Serial Number	Description	Qty.
1	36033	(000000-	) Clamp	1
2	383673	(000000-	) Pipe, Exhaust	1
3	83513	(000000-	) Plate, Baffle, Exhaust	1
4	11399	(000000-	) Clamp, Wormdrive	2
5	383756	(000000-	) Plate, Hanger, Exhaust	1
6	383757	(000000-	) Angle, Support, Exhaust	2
7	83493	(000000-	) Isolator, Rubber, Muffler	1
8	16735	(000000-	) Screw, Hex, M08-1.25 X 16, 8.8	4
9	39349	(000000-	) Washer, Flat, .31 Sae	4
10	08709	(000000-	) Nut, Hex, Lock, M08-1.25,NI	4
11	383758	(000000-	) Insulation, Heat, Exhaust	1
12	84086	(000000-	) Clip, Christmas Tree	4
13	74455	(000000-	) Screw, Hex, Fmg, M06-1.0 X 12	4
14	32490	(000000-	) Washer, Flat, .25 Hard	5
15	06942	(000000-	) Screw, Hex, M06-1.0 X 16, 8.8	1
16	383858	(000000-	) Channel, Guard, Muffler	1

Fig. 17 - Battery Group

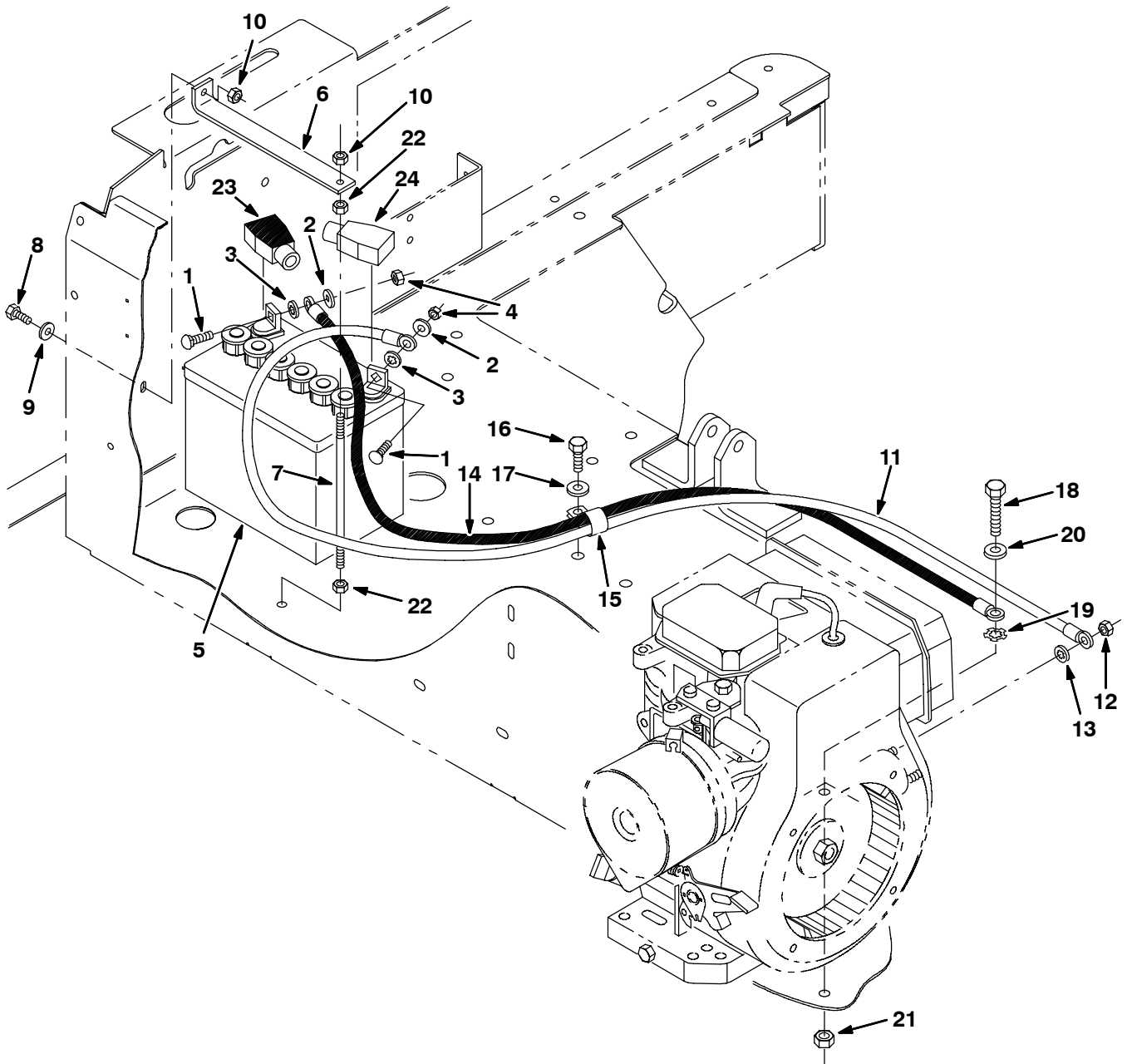
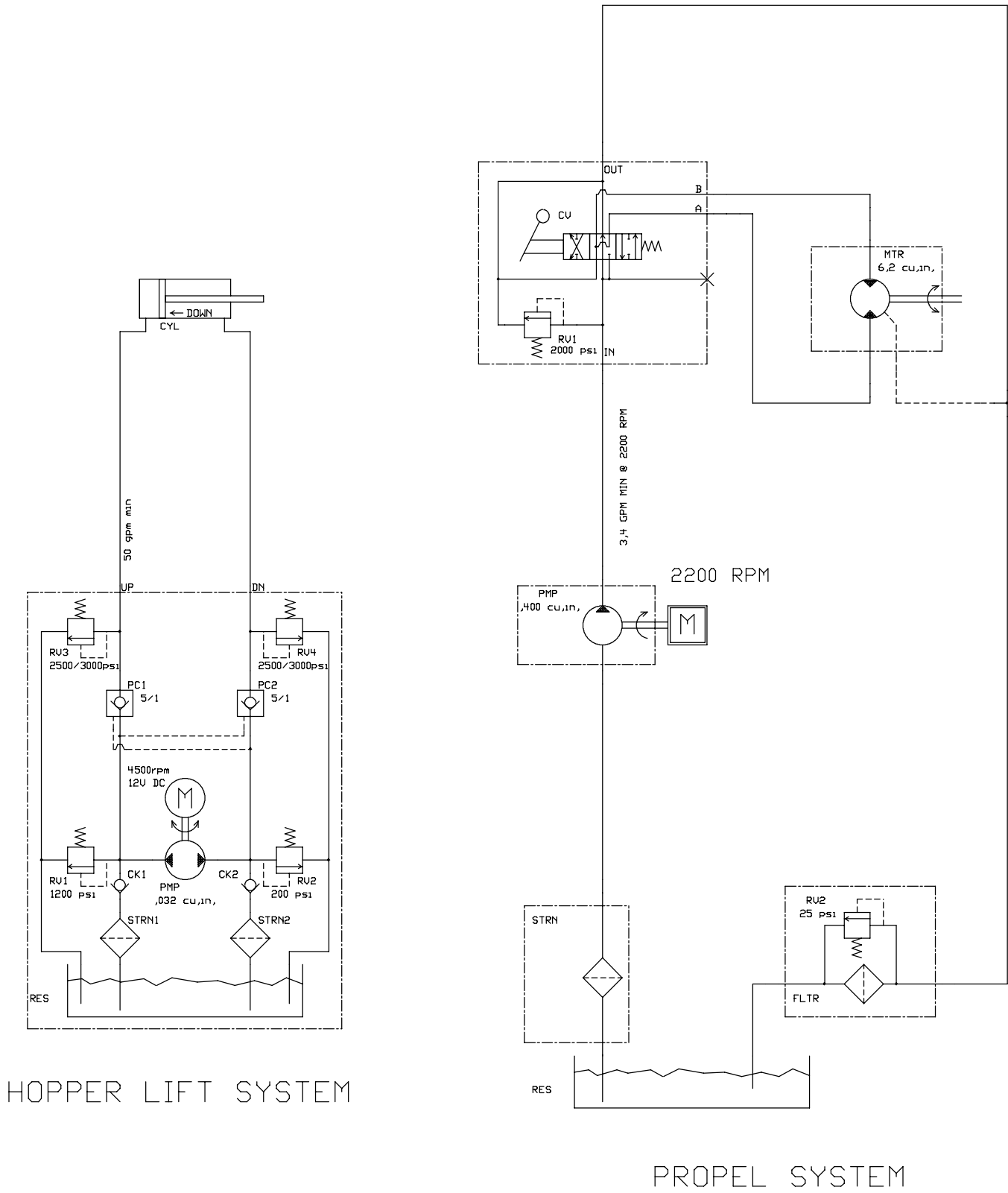




Fig. 17 - Engine Battery Group

Ref.	Part No.	Serial Number	Description	Qty.
1	24599	(000000-	) Bolt, Carriage, .31-18 X 1.00	2
2	32491	(000000-	) Washer, Flat, .31 Hard	2
3	32984	(000000-	) Washer, Lock, Int, .31	2
4	32521	(000000-	) Nut, Hex, Jam, .31-18	2
5	10134	(000000-	) Battery, 12v, Wet	1
6	383778	(000000-	) Strap, Battery, Tie-Down	1
7	383985	(000000-	) Rod, Thrd, 2 End, M06x1.0 07.5l	1
8	06942	(000000-	) Screw, Hex, M06-1.0 X 16, 8.8	1
9	32490	(000000-	) Washer, Flat, .25 Hard	1
10	08708	(000000-	) Nut, Hex, Lock, M06-1.0, NI	2
11	362192	(000000-	) Wire	1
12	41359	(000000-	) Nut, Hex, Std, M06-1.0	1
13	32982	(000000-	) Washer, Lock, Int, .25	1
14	63734	(000000-	) Wire	1
15	69234	(000000-	) Clamp, Cable	1
16	39277	(000000-	) Screw, Hex, M08-1.25 X 25, 8.8	1
17	39349	(000000-	) Washer, Flat, .31 Sae	1
18	16930	(000000-	) Screw, Hex, M10-1.5 X 50, 8.8	1
19	41142	(000000-	) Washer, Lock, Int-Ext, .38	1
20	32492	(000000-	) Washer, Flat, .38 Hard	1
21	41430	(000000-	) Nut, Hex, Lock, M10-1.5, NI	1
22	07785	(000000-	) Nut, Hex, Std, M06-1.0, Ss	2
23	68872	(000000-	) Boot, Cable, Battery, Black	1
24	68873	(000000-	) Boot, Cable, Battery, Red	1

Fig. 18 - Hydraulic Schematic

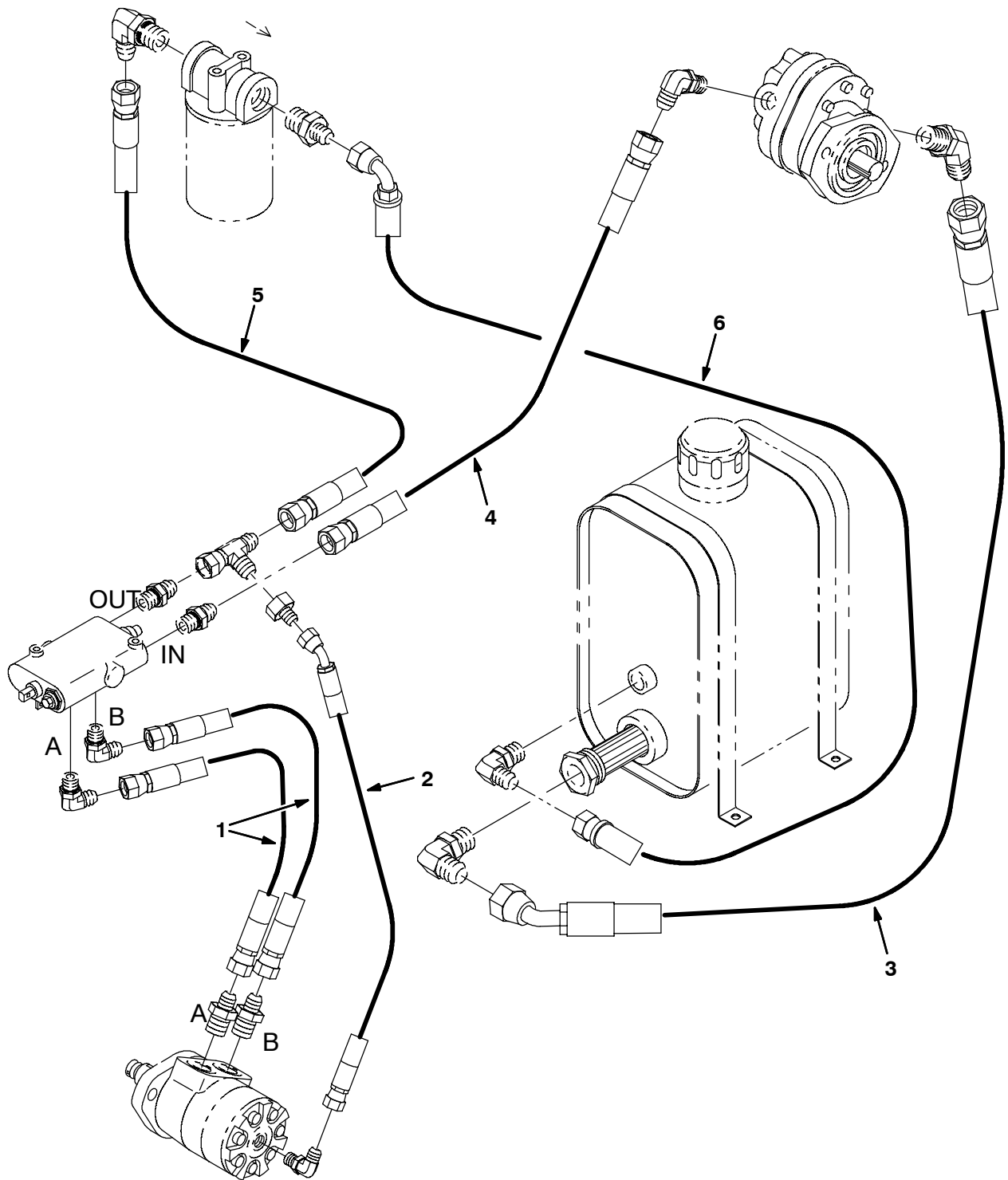


HOPPER LIFT SYSTEM

PROPEL SYSTEM

352939 - IC

Fig. 19 - Hydraulic Hose Group



352956 - IC

Ref.	Part No.	Serial Number	Description	Qty.
1	83457	(000000-	) Hose, Hyd, Med06, Jf Str/Str	2
2	83458	(000000-	) Hose, Hyd, Low04, Jf Str/E45	1
3	361033	(000000-	) Hose, Hyd,Suc12, Jf12str /Jf12e45 , 17.0	1
4	64772	(000000-	) Hose, Hyd	1
5	02999	(000000-	) Hose, Hyd	1
6	19630	(000000-	) Hose, Hyd	1

Fig. 20 - Hydraulic Hopper Lift Group

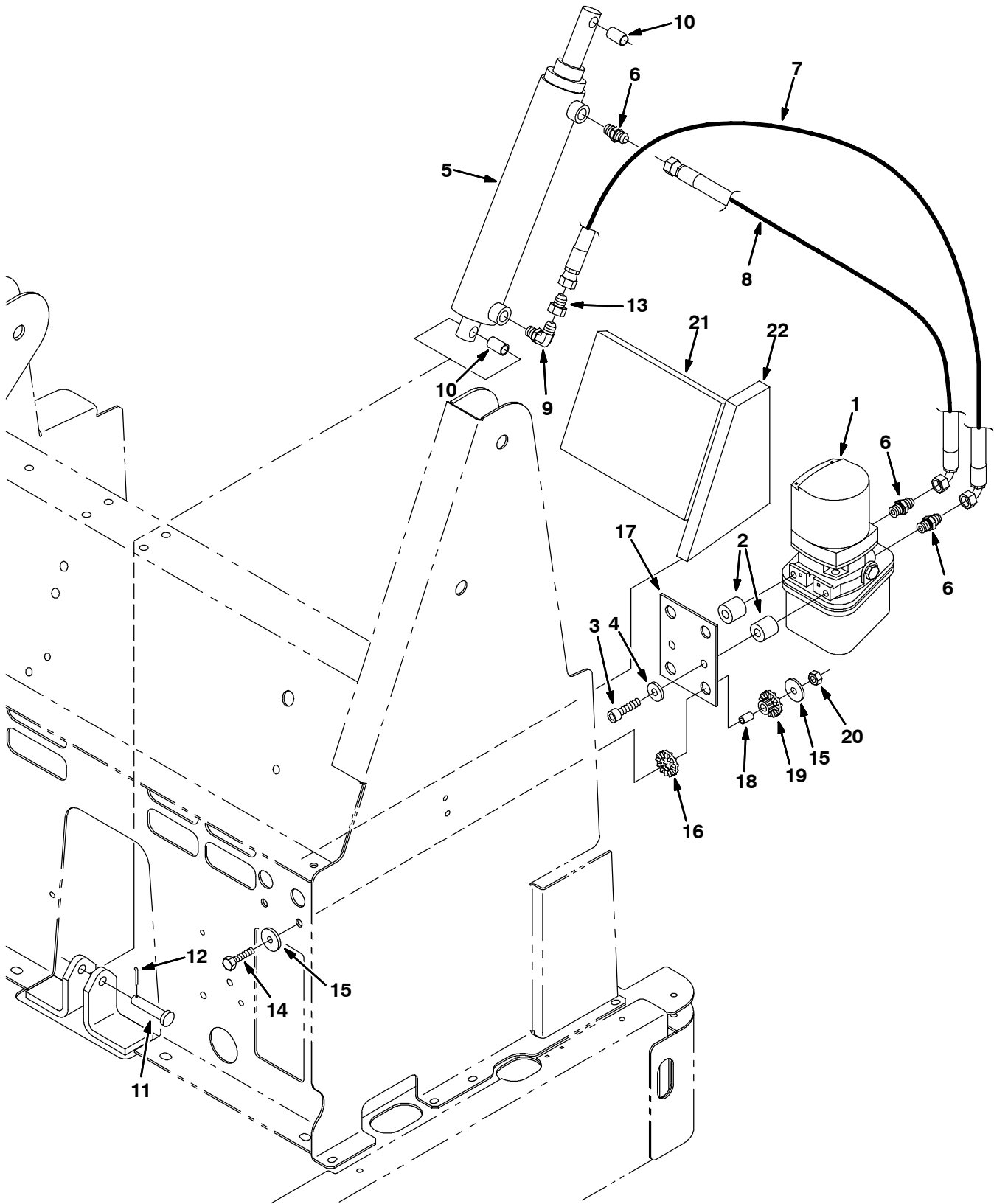


Fig. 20 - Hydraulic Hopper Lift Group

Ref.	Part No.	Serial Number	Description	Qty.
1	383827	(000000-	) Pump Assy, Hyd, 36V (See Breakdowns)	1
2	383912	(000000-	) Sleeve, .438ld X 1.00Od X 1.00	2
3	39310	(000000-	) Screw, Soc, M10 X 1.5 X 40, 12.9	2
4	32492	(000000-	) Washer, Flat, .38 Hard	2
∇	5	383430	(000000-003350 ) Cylinder, Hyd, 2.0B 15.8S 2500	1
▲		373367	(000000-003350 ) Kit, Seal, Cylinder	1
5	1035389	(003351-	) Cylinder, Hyd, 2.0b 21.1l 15.75strk 2500	3
6	55586	(000000-	) Fitting, Hyd, Str	3
7	71748	(000000-	) Hose, Hyd	1
8	57965	(000000-	) Hose, Hyd	1
9	77097	(000000-	) Fitting, Hyd, Elbow	1
10	363616	(000000-	) Bushing, Sleeve	2
11	21722	(000000-	) Pin, Clevis	1
12	08182	(000000-	) Pin, Cotter	1
13	16455	(000000-	) Fitting, Hyd, Rst Jm04/.047	1
14	06946	(002443-	) Screw, Hex, M06 X 1.0 X 35, 8.8	4
15	1014491	(002443-	) Washer, Flat, 0.28b 1.38d .12, Hrs Pl	8
16	62172	(002443-	) Isolator, Vib, Ring, 1.4d 0.7l 0.8b	4
17	393421	(002443-	) Plate, Mtg, Hyd Pump	1
18	64905	(002443-	) Tube, 00.38d 00.26b 00.6l Stl Plt	4
19	62173	(002443-	) Isolator, Vib, Bshg, 1.4d 0.7l .4b 0.68h	4
20	08708	(002443-	) Nut, Hex, Lock, M06 X 1.0, NI	4
21	374693	(002443-	) Insulation, Acstc, Front	1
22	374694	(002443-	) Insulation, Acstc, Side	1

Fig. 21 - Hydraulic Reservoir Group

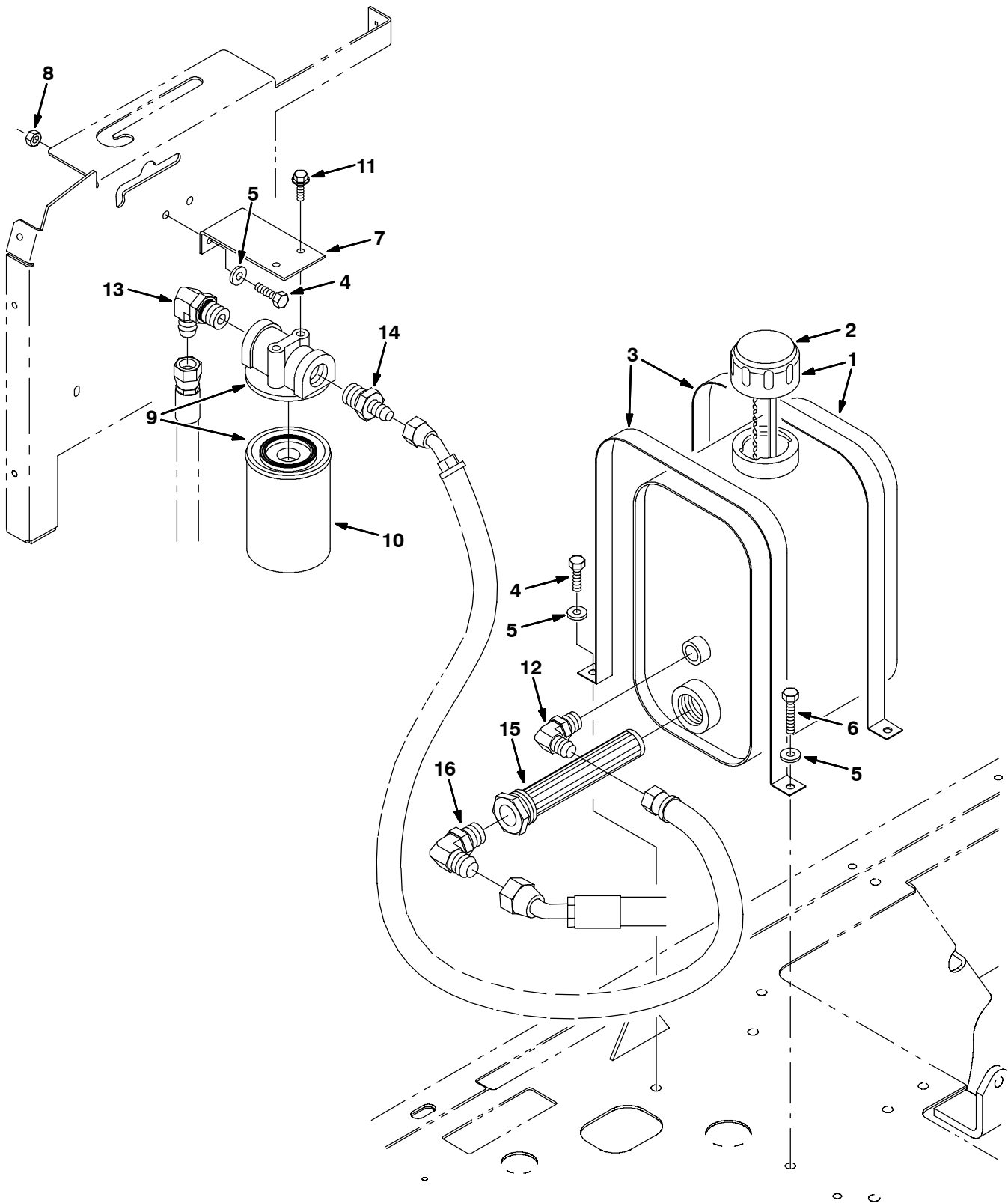


Fig. 21 - Hydraulic Reservoir Group

	Ref.	Part No.	Serial Number	Description	Qty.
▽	1	83454	(000000-	) Reservoir, 2.0Gal	1
▲	2	360991	(000000-	) Breather, Hyd	1
▲		70006	(000000-	) Gasket, Cap, Hyd	1
	3	383674	(000000-	) Strap, Mtg, Hyd Tank	2
	4	16931	(000000-	) Screw, Hex, M08-1.25 X 20, 8.8	4
	5	32491	(000000-	) Washer, Flat, .31 Hard	6
	6	76570	(000000-	) Screw, Hex, M08-1.25 X 30, 8.8	2
	7	83486	(000000-	) Bracket, Hyd Filter	1
	8	07791	(000000-	) Nut, Hex, Flange, M08-1.25	2
▽	9	55619	(000000-	) Filter, Oil, Hyd	1
▲	10	55740	(000000-	) Filter, Oil, Hyd	1
	11	16949	(000000-	) Screw, Hex, .25-20 X 0.75, Sems	2
	12	56821	(000000-	) Fitting, Hyd, Elbow	1
	13	47655	(000000-	) Fitting, Hyd, Elbow	1
	14	42227	(000000-	) Fitting, Hyd, Str	1
	15	361023	(000000-	) Strainer, Hyd 10Gpm 100Mesh	1
	16	46481	(000000-	) Fitting, Hyd, Elbow	1

Fig. 22 - Hydraulic Pump and Belts Group

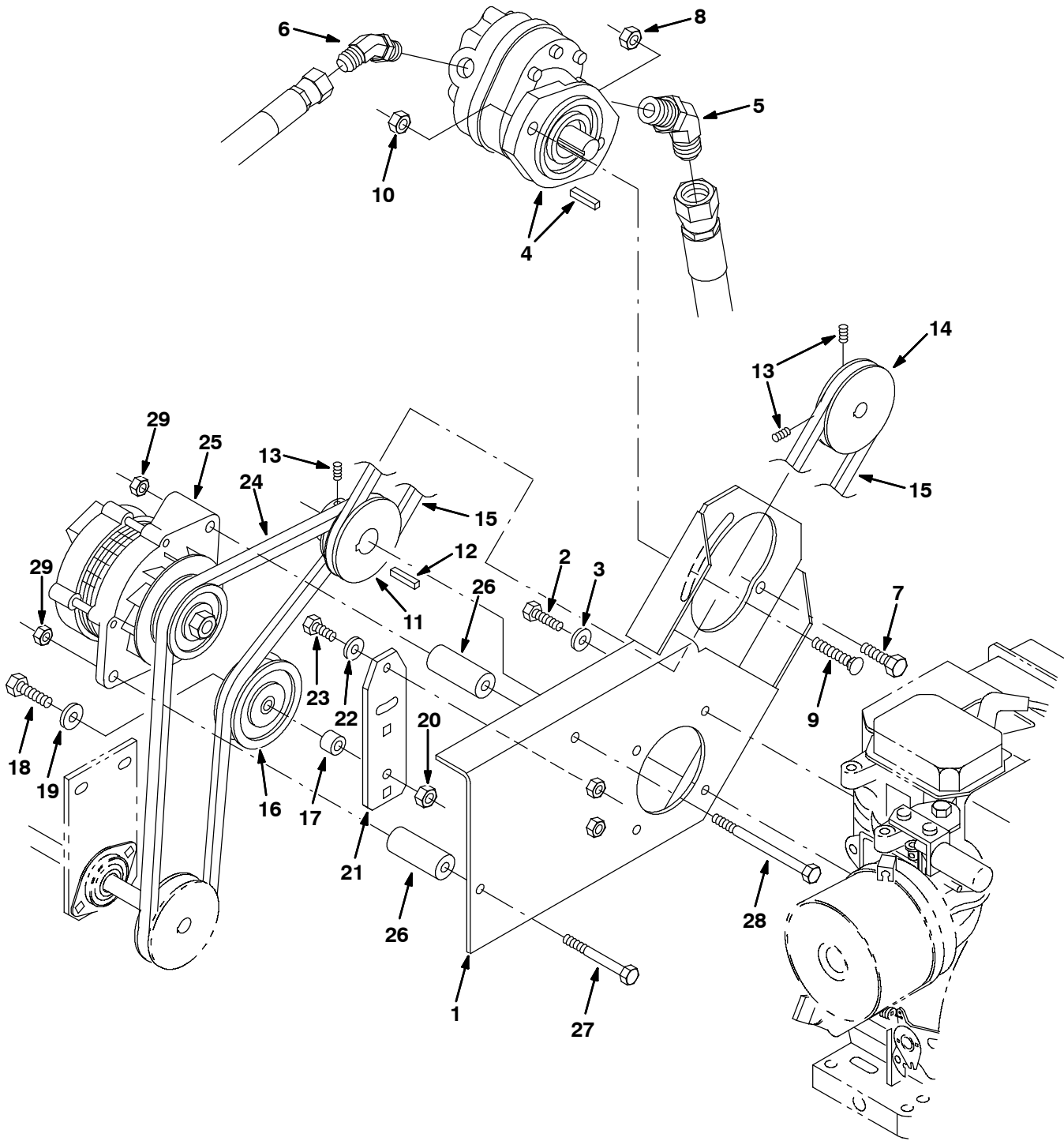




Fig. 22 - Hydraulic Pump and Belts Group

Ref.	Part No.	Serial Number	Description	Qty.	
1	383658	(000000-	) Channel Wldt, Mtg, Pump	1	
2	07592	(000000-	) Screw, Hex, .31-24 X 0.75, G5	4	
3	39349	(000000-	) Washer, Flat, .31 Sae	4	
4	83451	(000000-	) Pump, Hyd, Gear, Ext, 00.4 X 3 (See Breakdowns)	1	
5	16081	(000000-	) Fitting, Hyd, Elbow	1	
6	47513	(000000-	) Fitting, Hyd, Elbow	1	
7	39284	(000000-	) Screw, Hex, M10-1.5 X 35, 8.8	1	
8	41430	(000000-	) Nut, Hex, Lock, M10-1.5, NI	1	
9	25154	(000000-	) Bolt, Carriage, .38-16 X 1.50	1	
10	50902	(000000-	) Nut, Hex, Lock, .38-16, NI	1	
11	83523	(000000-	) Sheave, 3V,2Gr, 3.30Pd	1	
12	00927	(000000-	) Key, Square	1	
13	09162	(000000-	) Screw, Set, M06-1.0 X 8, NI	4	
14	383917	(000000-	) Sheave, 3V 3.75 Pd	1	
15	41833	(000000-	) Belt, V, 26.5l, Cogged [3v]	1	
16	02356	(000000-	) Pulley	1	
17	83466	(000000-	) Sleeve, 438ld, .75Od, .725L	1	
18	27992	(000000-	) Screw, Hex, .38-16 X 2.50, G5	1	
19	32485	(000000-	) Washer, Flat, .38 Sae	1	
20	50902	(000000-	) Nut, Hex, Lock, .38-16, NI	1	
21	83465	(000000-	) Arm, Idler	1	
22	41186	(000000-	) Washer, Belleville, .31	2	
23	16931	(000000-	) Screw, Hex, M08-1.25 X 20, 8.8	2	
24	17759	(000000-	) V-Belt, 3V0460 Hy-T	1	
∇	25	60559	(000000-	) Alternator	1
▲	61931	(000000-	) Regulator	1	
▲	86041	(000000-	) Bearing, Ball	1	
▲	61529	(000000-	) Kit, Brush	1	
▲	61531	(000000-	) Rectifier	1	
▲	70160	(000000-	) Pulley	1	
26	383675	(000000-	) Tube, 1.00D, .38B, 2.5L	2	
27	19574	(000000-	) Screw, Hex, .31-18 X 3.25, G5	1	
28	20173	(000000-	) Screw, Hex, .31-18 X 5.00, G5	1	
29	01760	(000000-	) Nut, Hex, Lock, .31-18, NI	2	

**Fig. 23 - Hydraulic Control Valve Group**

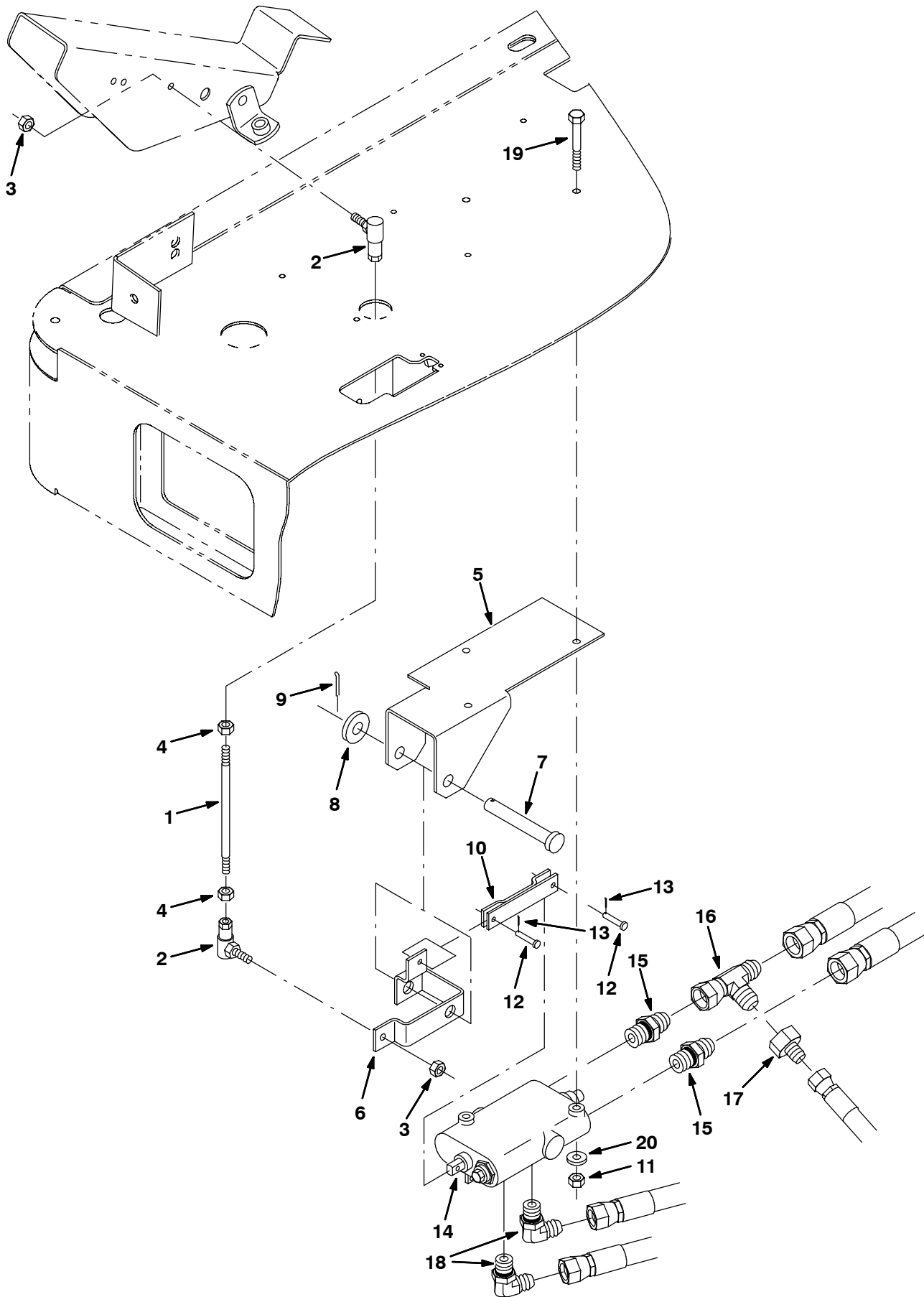


Fig. 23 - Hydraulic Control Valve Group

Ref.	Part No.	Serial Number	Description	Qty.
1	81991	(000000-	) Rod-Thrd, 2End .25-28	1
2	14601	(000000-	) Balljoint	2
3	13513	(000000-	) Nut, Hex, Lock, .25-28, NI	2
4	01714	(000000-	) Nut, Hex, Std, .25-28	2
5	81986	(000000-	) Bracket, Mtg, Bellcrank	1
6	81987	(000000-	) Bellcrank	1
7	23683	(000000-	) Pin, Clevis	1
8	32486	(000000-	) Washer, Flat, .50 Sae	1
9	08182	(000000-	) Pin, Cotter	1
10	81983	(000000-	) Linkage Wldt, Valve	1
11	08708	(000000-	) Nut, Hex, Lock, M06-1.0, NI	2
12	76782	(000000-	) Pin, Clevis	2
13	08170	(000000-	) Pin, Cotter	2
14	383806	(000000-	) Valve, Hyd Cntrl Man (See Breakdowns)	1
15	44869	(000000-	) Fitting, Hyd, Str	2
16	45482	(000000-	) Fitting, Hyd, Tee	1
17	57979	(000000-	) Fitting, Hyd, Str	1
18	56820	(000000-	) Fitting, Hyd, Elbow	2
19	06949	(000000-	) Screw, Hex, M06-1.0 X 50, 8.8	2
20	32490	(000000-	) Washer, Flat, .25 Hard	2

**Fig. 24 - Front Wheel Pivot Group**

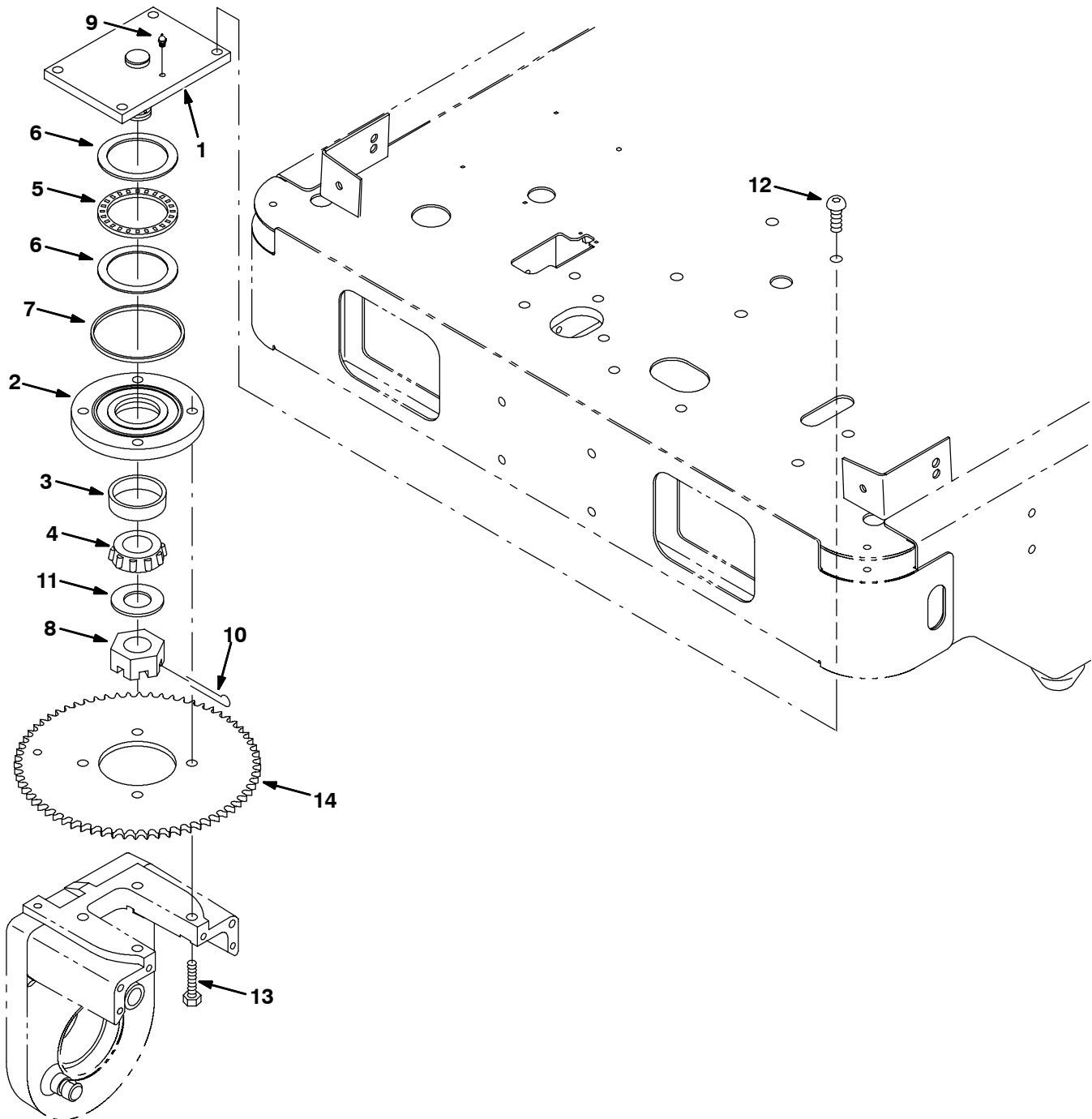


Fig. 24 - Front Wheel Pivot Group

	Ref.	Part No.	Serial Number	Description	Qty.
▽		223152	(000000-	) Caster Assy	1
▲	1	223158	(000000-	) Plate, Swivel	1
▲	2	223157	(000000-	) Plate, Swivel	1
▲▽		374299	(000000-	) Bearing Kit, Ci, Front Drive Wheel	1
▲▲	3	24989	(000000-	) Bearing, Cup, 2.33d 0.47w	1
▲▲	4	24988	(000000-	) Bearing, Cone, 1.25b 0.63w	1
▲▲	5	223154	(000000-	) Bearing, Thrust, 2.75b 3.63d 0.13w	1
▲▲	6	223161	(000000-	) Washer, Thrust, 2.75b 3.62d .03 Torring	2
▲▲	7	223160	(000000-	) Seal, Felt, .19, 4.3d 04.0h	1
▲	8	223159	(000000-	) Nut, Hexslot 1.25-12	1
▲	9	07259	(000000-	) Fitting, Grease	1
▲	10	08171	(000000-	) Pin, Cotter	1
▲	11	223153	(000000-	) Washer, 1.27b 2.38d .08, Stl, Pl	1
	12	223197	(000000-	) Screw, Butn, M12-1.75X 30, NI	4
	13	223164	(000000-	) Screw, Hex	4
	14	385650	(000000-	) Sprocket, #35, 92tooth, 3.625b	1

**Fig. 25 - Front Drive Wheel Group**

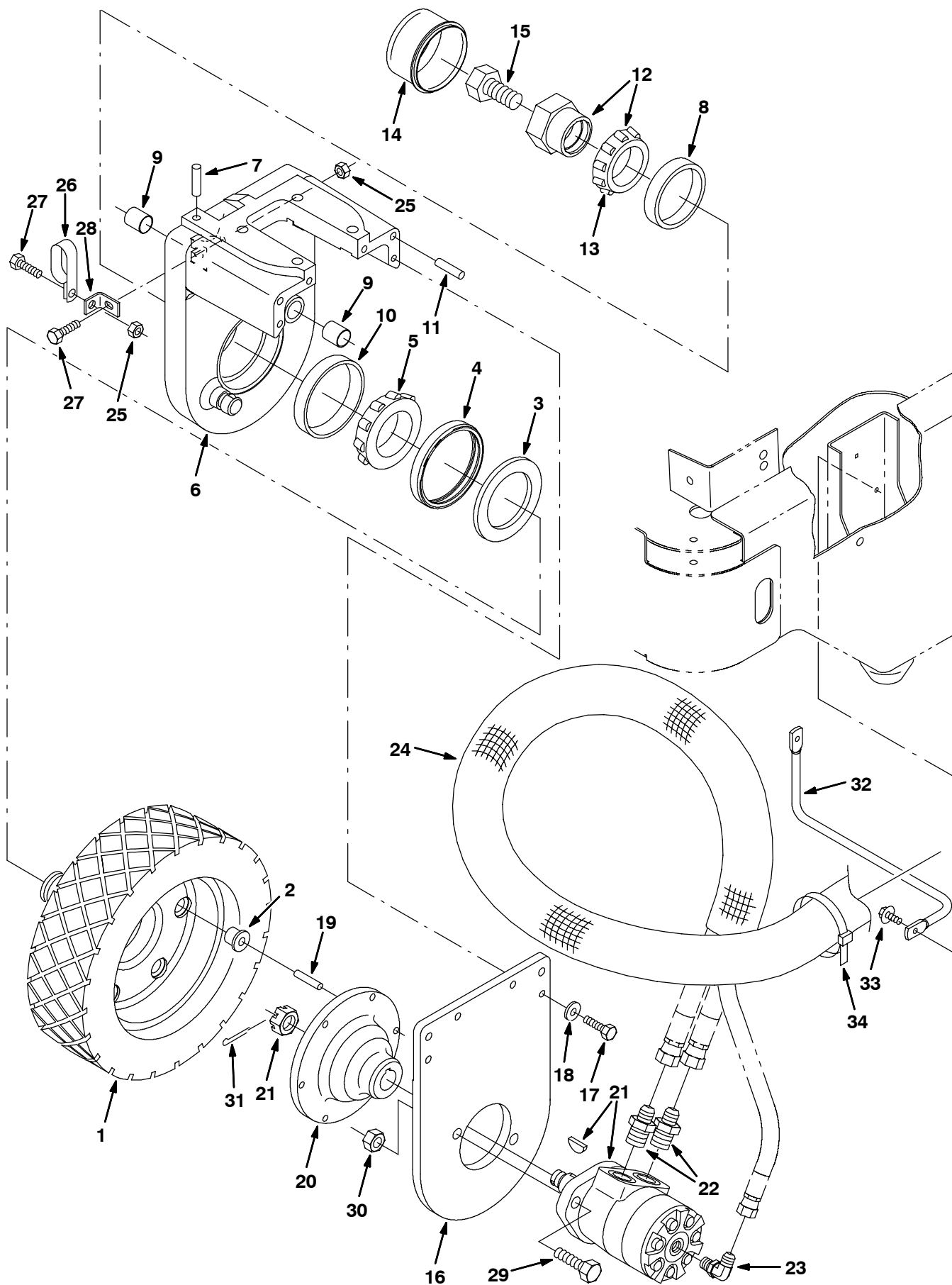


Fig. 25 - Front Drive Wheel Group

	Ref.	Part No.	Serial Number	Description	Qty.
▽		383670	(000000-	) Wheel Assy, Front, 6200	1
▲	1	383777	(000000-	) Wheel Assy, Front	1
▲	2	223181	(000000-	) Isolator	6
▲	3	223193	(000000-	) Washer	1
▲	4	223631	(000000-	) Seal	1
▲	5	223168	(000000-	) Bearing, Cone	1
▽	6	223150	(000000-	) Housing, Drive Wheel	1
▲	7	56106	(000000-	) Pin, Dowel	1
▲	8	223169	(000000-	) Bearing, Cup	1
▲	9	360271	(000000-	) Bushing	2
▲	10	223167	(000000-	) Bearing, Cup	1
▲	11	223610	(000000-	) Pin, Dowel, .375X2.000	2
▽	12	223151	(000000-	) Sleeve Assy, Bearing	1
▲	13	223170	(000000-	) Bearing, Cone	1
	14	223166	(000000-	) Cap, Wheel	1
	15	223162	(000000-	) Screw, Hex	1
	16	81658	(000000-	) Plate, Mtg, Motor	1
	17	39277	(000000-	) Screw, Hex, M08-1.25 X 25, 8.8	4
	18	32491	(000000-	) Washer, Flat, .31 Hard	4
	19	81668	(000000-	) Pin, Dowel, .312D, 1.5L	6
	20	383864	(000000-	) Adaptor, Motor, Machine	1
	21	83452	(000000-	) Motor, Hyd, Gear, Int, 06.2 (See Breakdowns)	1
	22	47508	(000000-	) Fitting, Hyd, Str	2
	23	77097	(000000-	) Fitting, Hyd, Elbow	1
	24	75028	(000000-	) Sleeve	1
	25	08709	(000000-	) Nut, Hex, Lock, M08-1.25,NI	2
	26	67366	(000000-	) Clamp, Tube	1
	27	76570	(000000-	) Screw, Hex, M08-1.25 X 30, 8.8	2
	28	384029	(000000-	) Bracket, Mtg, Clamp	1
	29	06969	(000000-	) Screw, Hex, M12-1.75 X 40, 8.8	2
	30	08711	(000000-	) Nut, Hex, Lock, M12-1.75,NI	2
	31	08182	(000000-	) Pin, Cotter	1
	32	384030	(000000-	) Retainer, Hose	1
	33	361339	(000000-	) Screw, Hex 6X 1.0 16 Pltd	2
	34	763116	(000000-	) Tie, Cable Uv 15.25 Lg	1

Fig. 26 - Brake Group

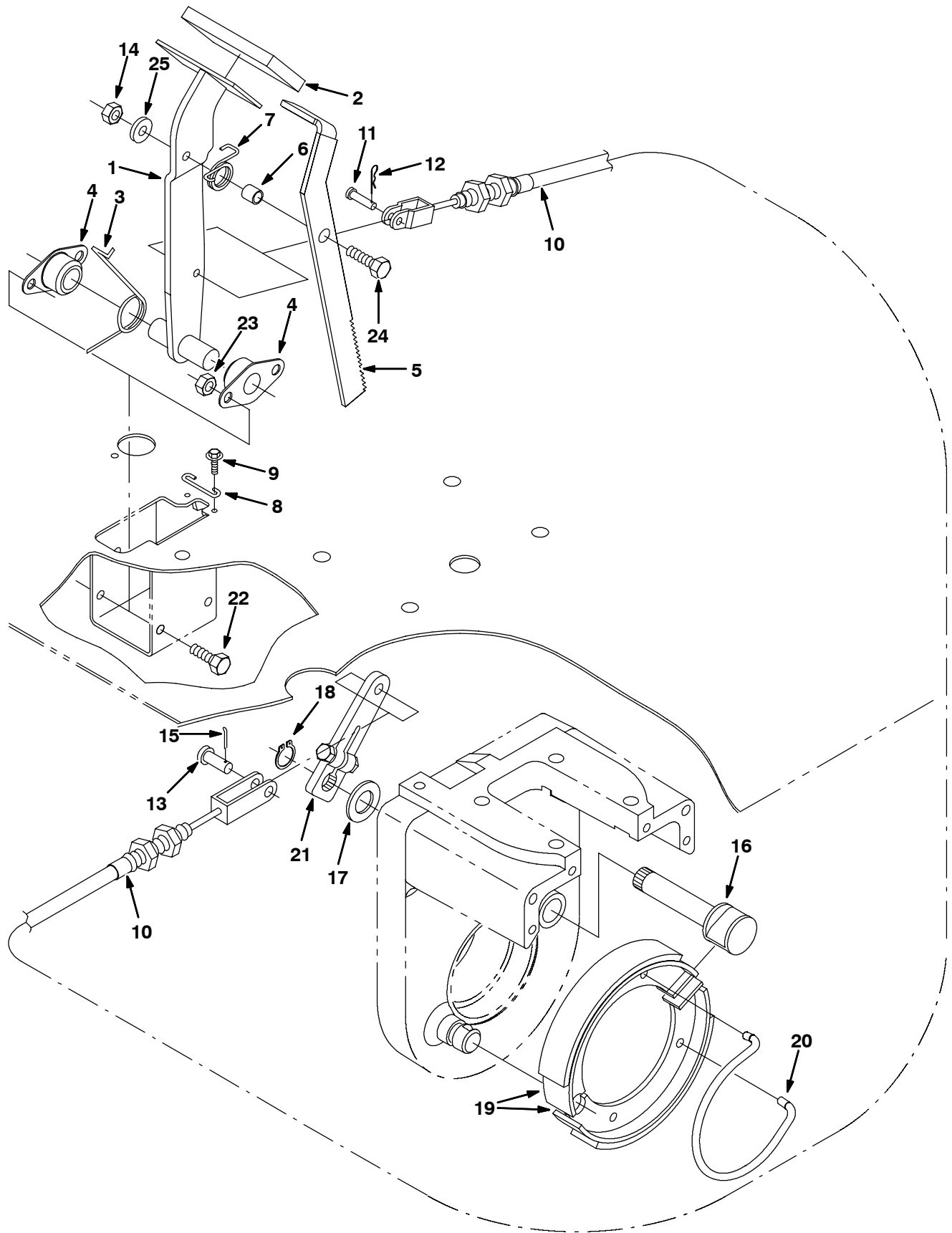




Fig. 26 - Brake Group

Ref.	Part No.	Serial Number	Description	Qty.
1	223201	(000000-	) Pedal, Brake	1
2	51109	(000000-	) Pad	1
3	54607	(000000-	) Spring, Torsion	1
4	223065	(000000-	) Bearing, Flange	2
5	22731	(000000-	) Pedal	1
6	46563	(000000-	) Bushing, Sleeve	1
7	59009	(000000-	) Spring, Torsion	1
8	97031	(000000-	) Spring, Parking Brake	1
9	223198	(000000-	) Screw, Hex	2
10	1024331	(000000-	) Cable, Pull, 61.0l, Clevis / Clevis	1
11	14605	(000000-	) Pin, Clevis	1
12	08085	(000000-	) Pin, Hair Cotter	1
13	09088	(000000-	) Pin, Clevis	1
14	08709	(000000-	) Nut, Hex, Lock, M08-1.25,NI	1
15	39005	(000000-	) Pin, Cotter	1
16	223186	(000000-	) Cam, Brake	1
17	360273	(000000-	) Washer, Flat, M20, 21 X37X3	1
18	360274	(000000-	) Retainer, Ring	1
19	360275	(000000-	) Shoe, Brake	2
20	360276	(000000-	) Spring, Return, Brake	1
21	223204	(000000-	) Lever, Brake, 102Mm Long	1
22	16931	(000000-	) Screw, Hex, M08-1.25 X 20, 8.8	4
23	07791	(000000-	) Nut, Hex, Flange, M08-1.25	4
24	06955	(000000-	) Screw, Hex, M08-1.25 X 35, 8.8	1
25	32491	(000000-	) Washer, Flat, .31 Hard	1

Fig. 27 - Directional Pedal Group

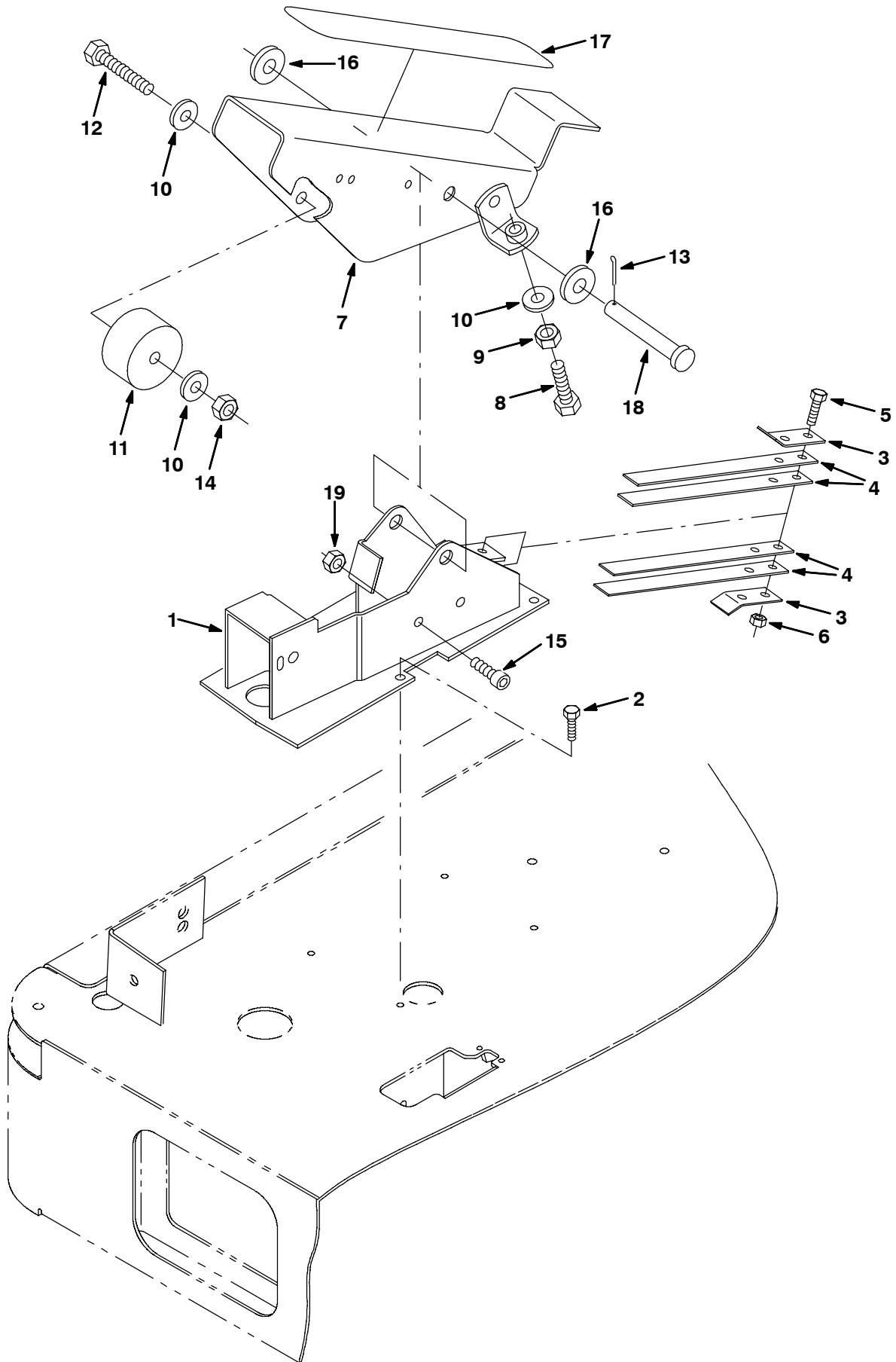


Fig. 27 - Directional Pedal Group

Ref.	Part No.	Serial Number	Description	Qty.
1	81569	(000000-	) Plate Wldt, Control	1
2	74455	(000000-	) Screw, Hex, Fmg, M06-1.0 X 12	4
3	223601	(000000-	) Retainer, Spring	2
4	223600	(000000-	) Strip, Control Spring	4
5	06944	(000000-	) Screw, Hex, M06-1.0 X 25, 8.8	2
6	08708	(000000-	) Nut, Hex, Lock, M06-1.0, NI	2
7	223320	(000000-	) Pedal, Accelerator	1
8	39284	(000000-	) Screw, Hex, M10-1.5 X 35, 8.8	1
9	39312	(000000-	) Nut, Hex, Std, M10-1.5	1
10	32485	(000000-	) Washer, Flat, .38 Sae	3
11	87725	(000000-	) Spacer	1
12	06963	(000000-	) Screw, Hex, M10-1.5 X 60, 8.8	1
13	08182	(000000-	) Pin, Cotter	1
14	41430	(000000-	) Nut, Hex, Lock, M10-1.5, NI	1
15	49609	(000000-	) Screw, Soc, M08-1.25 X 16	2
16	32486	(000000-	) Washer, Flat, .50 Sae	2
17	82839	(000000-	) Pad	1
18	06474A	(000000-	) Pin, Clevis	1
19	08709	(000000-	) Nut, Hex, Lock, M08-1.25	2

Fig. 28 - Rear Wheel Group

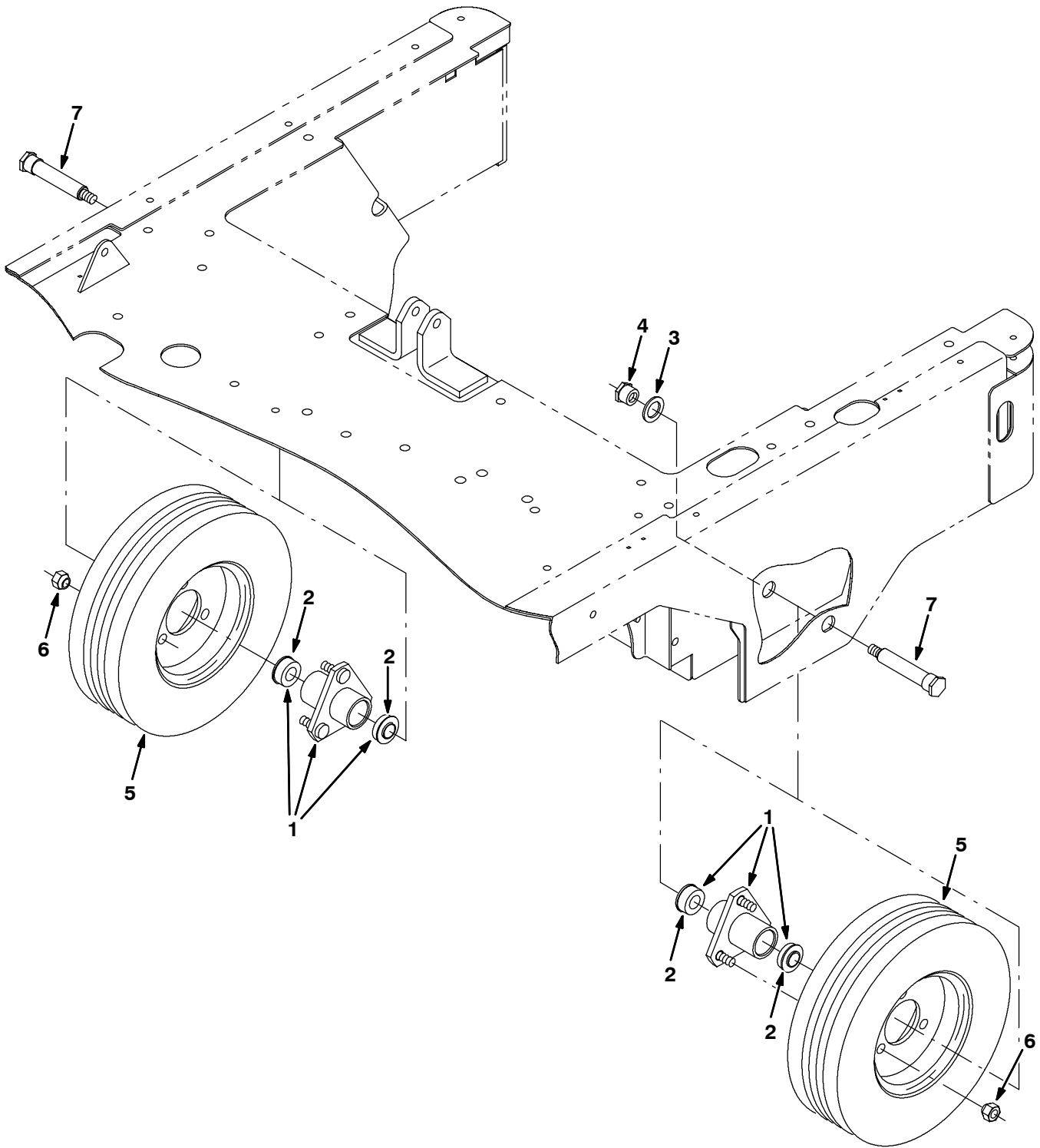


Fig. 28 - Rear Wheel Group

	Ref.	Part No.	Serial Number	Description	Qty.
▽	1	383669	(000000-	) Housing Assy, Wheel, Rear	2
▲	2	369319	(000000-	) Bearing, Ball	2
	3	82226	(000000-	) Washer	2
	4	383563	(000000-	) Nut, Hex, M12X1.75 Special	2
	5	369345	(000000-	) Tire & Rim Assy	2
	6	11109	(000000-	) Nut, Wheel, .44-20 X 60 Angle	6
	7	383538	(000000-	) Axle, Wheel, Rear	2

Fig. 29 - Main Brush Skirts Group

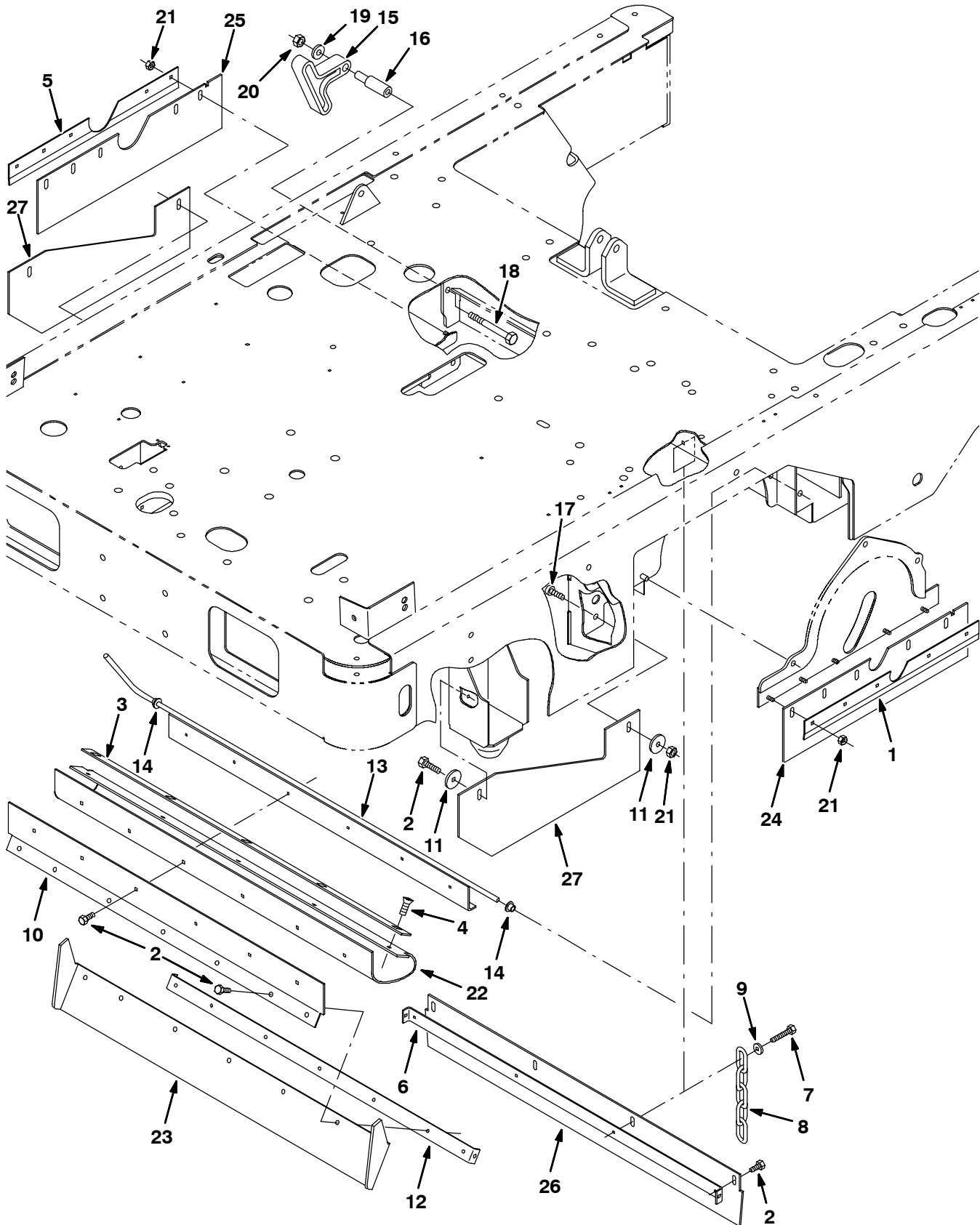


Fig. 29 - Main Brush Skirts Group

Ref.	Part No.	Serial Number	Description	Qty.
1	81747	(000000-	) Retainer, Recirc, Flap	1
2	361339	(000000-	) Screw, Hex 6X 1.0 16 Pltd	18
3	81897	(000000-	) Retainer, Flap	1
4	360821	(000000-	) Screw, Flat, M08-1.25X 16,10.9	5
5	81716	(000000-	) Retainer, Recirculation Flap	1
6	383526	(000000-	) Retainer, Flap, Recirculation	1
7	222159	(000000-	) Screw, Hex, Fmg, M06-1.0 X 25	1
8	40758	(000000-	) Chain, Link	1
9	32490	(000000-	) Washer, Flat, .25 Hard	1
10	383527	(000000-	) Bracket, Support, Recirculatio	1
11	30013	(000000-	) Washer, Flat, .31 Fender	4
12	383528	(000000-	) Strip, Retainer	1
13	383521	(000000-	) Support Wldt, Recirculation	1
14	384034	(000000-	) Bearing, Snap-In, .31B, .41Od	2
15	81797	(000000-	) Lever, Recirc Adj	1
16	383834	(000000-	) Tube	1
17	223470	(000000-	) Screw	2
18	39281	(000000-	) Screw, Hex, M08-1.25 X 90, 8.8	1
19	32491	(000000-	) Washer, Flat, .31 Hard	1
20	08709	(000000-	) Nut, Hex, Lock, M08-1.25,NI	1
21	08712	(000000-	) Nut, Hex, Lock, M06-1.0, NI,Ss	12
▽	384023	(000000-	) Kit, Skirt, 6200	1
▲	22 383523	(000000-	) Skirt, Recirculation	1
▲	23 383653	(000000-	) Skirt, Recirculation	1
▲	24 81748	(000000-	) Skirt, Recirculation	1
▲	25 81715	(000000-	) Skirt, Recirc	1
▲	26 383522	(000000-	) Skirt, Recirculation	1
▲	27 383659	(000000-	) Skirt, Deflector, Sidebrush	2

Fig. 30 - Main Brush Front Flap Group

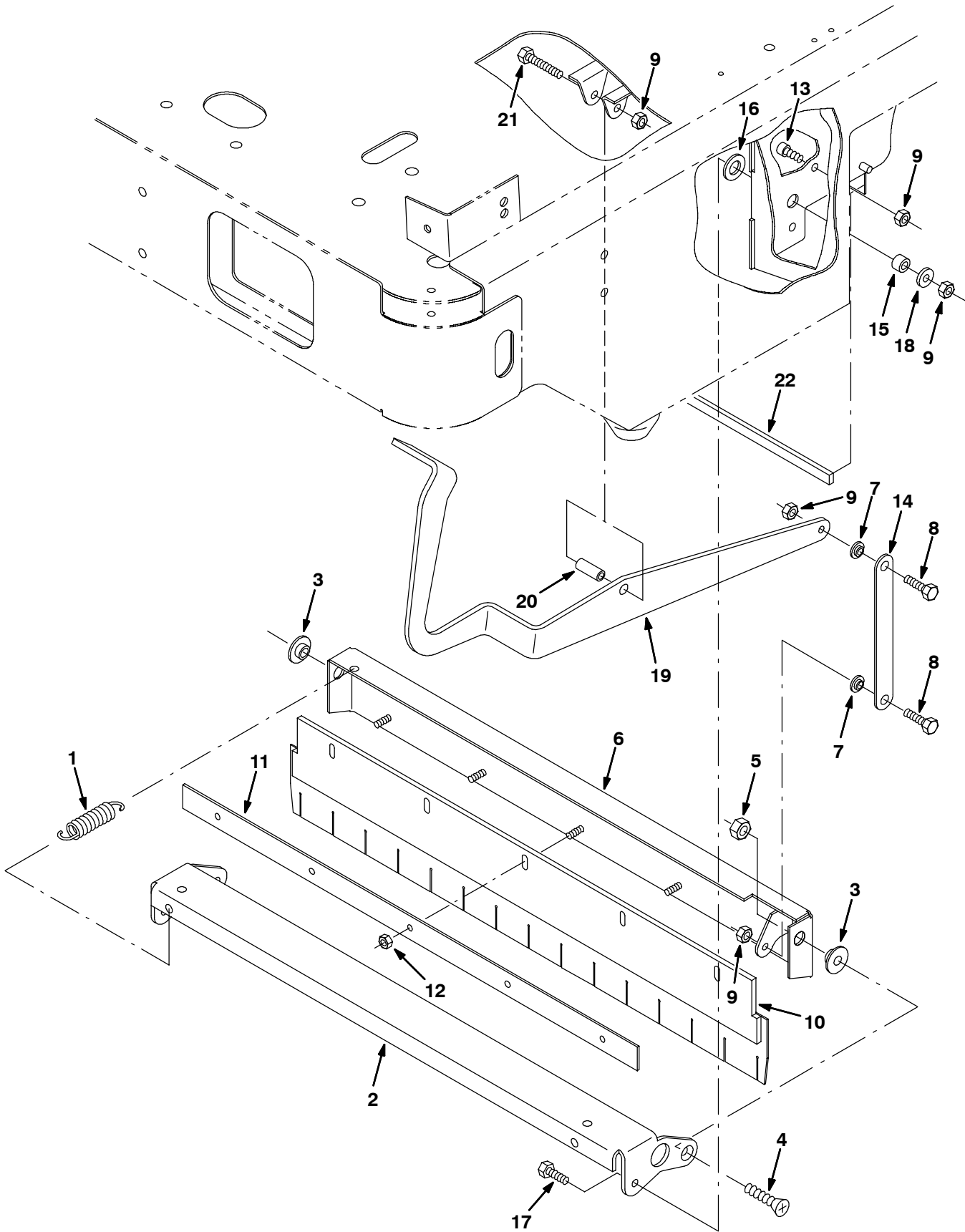




Fig. 30 - Main Brush Front Flap Group

Ref.	Part No.	Serial Number	Description	Qty.
1	75575	(000000-	) Spring, Tension	1
2	383516	(000000-	) Bracket, Skirt, Front	1
3	81897	(000000-	) Retainer	2
4	06535	(000000-	) Screw, Flat, M10-1.5 X 35,10.9	2
5	41430	(000000-	) Nut, Hex, Lock, M10-1.5, NI	2
6	383518	(000000-	) Bracket Wldt, Flap, Front	1
7	01047	(000000-	) Retainer	2
8	16931	(000000-	) Screw, Hex, M08-1.25 X 20, 8.8	2
9	08709	(000000-	) Nut, Hex, Lock, M08-1.25,NI	6
10	383519	(000000-	) Skirt, Front	1
11	383520	(000000-	) Retainer	1
12	08712	(000000-	) Nut, Hex, Lock, M06-1.0, NI,Ss	5
13	49609	(000000-	) Screw, Soc, M08-1.25 X 16, Al	2
14	81759	(000000-	) Plate, Link, Flap	1
15	222556	(000000-	) Sleeve	2
16	20536-1	(000000-	) Washer	2
17	39277	(000000-	) Screw, Hex, M08-1.25 X 25, 8.8	2
18	32491	(000000-	) Washer, Flat, .31 Hard	2
19	383514	(000000-	) Pedal, Front, Skirt	1
20	222497	(000000-	) Sleeve	1
21	39278	(000000-	) Screw, Hex, M08-1.25 X 50, 8.8	1
22	384043	(000000-	) Seal, Rbr, Clsd, 0.25, 0.50w 31.2l Adh	1

Fig. 31 - Main Brush Idler Group

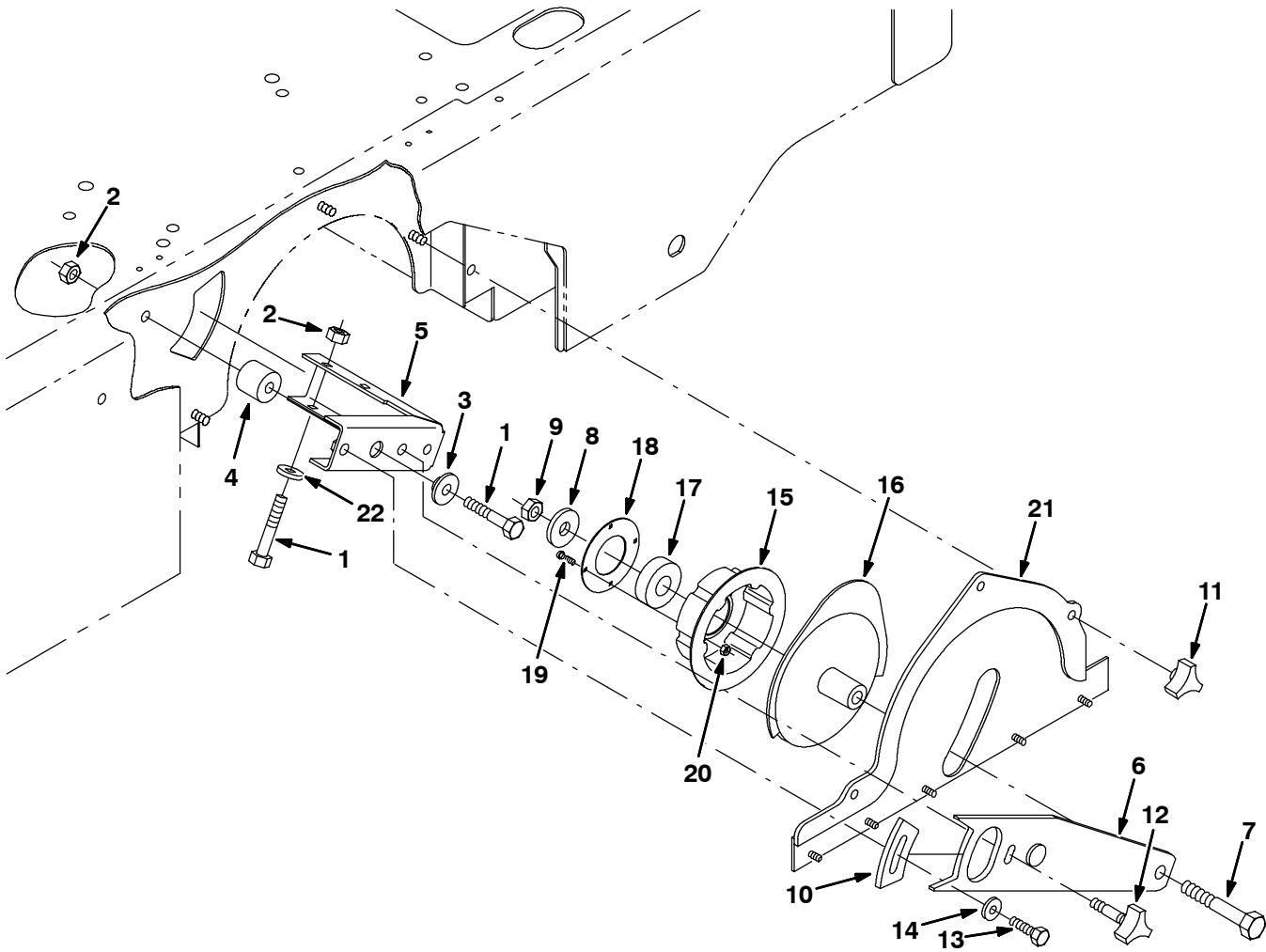


Fig. 31 - Main Brush Idler Group

Ref.	Part No.	Serial Number	Description	Qty.
1	06963	(000000-	) Screw, Hex, M10-1.5 X 60, 8.8	3
2	41430	(000000-	) Nut, Hex, Lock, M10-1.5, NI	3
3	81897	(000000-	) Retainer	1
4	81729	(000000-	) Spacer	1
5	383705	(000000-	) Bracket, Arm, Brush	1
6	383703	(000000-	) Plate, Arm, Idler	1
7	12138	(000000-	) Screw, Hex, M12-1.75 X120, 8.8	1
8	36328	(000000-	) Washer, Belleville	1
9	09741	(000000-	) Nut, Hex, Lock, M12-1.75,NI,Ss	1
10	81884	(000000-	) Plate, Arm Adj	1
11	222470	(000000-	) Knob, M8X1.25 Insert	3
12	83189	(000000-	) Knob Assy	1
13	39277	(000000-	) Screw, Hex, M08-1.25 X 25, 8.8	1
14	32491	(000000-	) Washer, Flat, .31 Hard	1
15	81818	(000000-	) Plug, Brush, Drive	1
16	81735	(000000-	) Plug	1
17	46390	(000000-	) Bearing, Ball, 0.79b 1.85d 0.55w	1
18	35836	(000000-	) Retainer	1
19	12312	(000000-	) Screw, Hex, M05-0.8 X 12, 8.8	4
20	06549	(000000-	) Nut, Hex, Lock, M05-0.8, NI	4
21	81775	(000000-	) Brush Door Wldt	1
22	32492	(000000-	) Washer, Flat, .38 Hard	2

Fig. 32 - Main Brush Drive Group

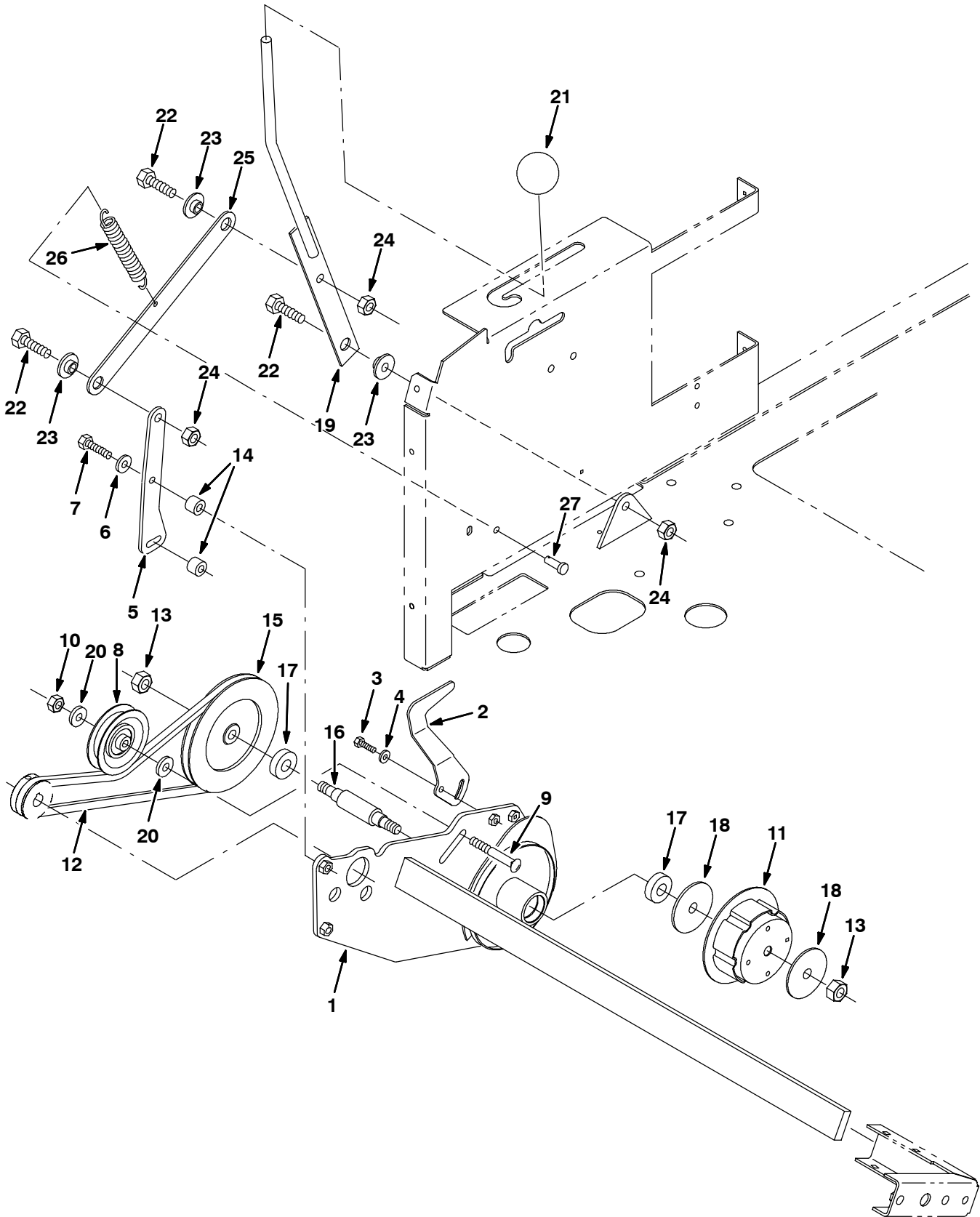


Fig. 32 - Main Brush Drive Group

Ref.	Part No.	Serial Number	Description	Qty.
1	383530	(000000-	) Arm Wldt, Brush	1
2	383655	(000000-	) Plate, Door, Brush	1
3	06943	(000000-	) Screw, Hex, M06-1.0 X 20, 8.8	2
4	32490	(000000-	) Washer, Flat, .25 Hard	2
5	81894	(000000-	) Link, Brush Arm	1
6	32491	(000000-	) Washer, Flat, .31 Hard	2
7	06955	(000000-	) Screw, Hex, M08-1.25 X 35, 8.8	2
8	81710	(000000-	) Sheave	1
9	378964	(000000-	) Bolt, Carriage, .38-16 X 2.00	1
10	59156	(000000-	) Nut, Hex, Lock, .38-16, NI, Ss	1
11	81819	(000000-	) Plug, Brush Drive, Splined	1
12	383861	(000000-	) Belt, V, 3L 33.90L	1
13	35846	(000000-	) Nut, Hex, Std, .50-13, Lh	2
14	383981	(000000-	) Spacer, Round, Brush, Main	2
15	383660	(000000-	) Pulley	1
16	81711	(000000-	) Shaft, Brush Drive .88Dx5.2L .	1
17	28010	(000000-	) Bearing, Ball	2
18	02384	(000000-	) Washer	2
19	383532	(000000-	) Handle Wldt	1
20	32492	(000000-	) Washer, Flat, .38 Hard	2
21	81796	(000000-	) Knob, Round, Press On .50	1
22	39283	(000000-	) Screw, Hex, M10-1.5 X 25, 8.8	3
23	81897	(000000-	) Retainer	3
24	41430	(000000-	) Nut, Hex, Lock, M10-1.5, NI	3
25	81733	(000000-	) Strip, Link, Brush Lift	1
26	29499	(000000-	) Spring, Tension	1
27	46800	(000000-	) Pin, Clevis	1

Fig. 33 - Main Brush Drive Shaft Group

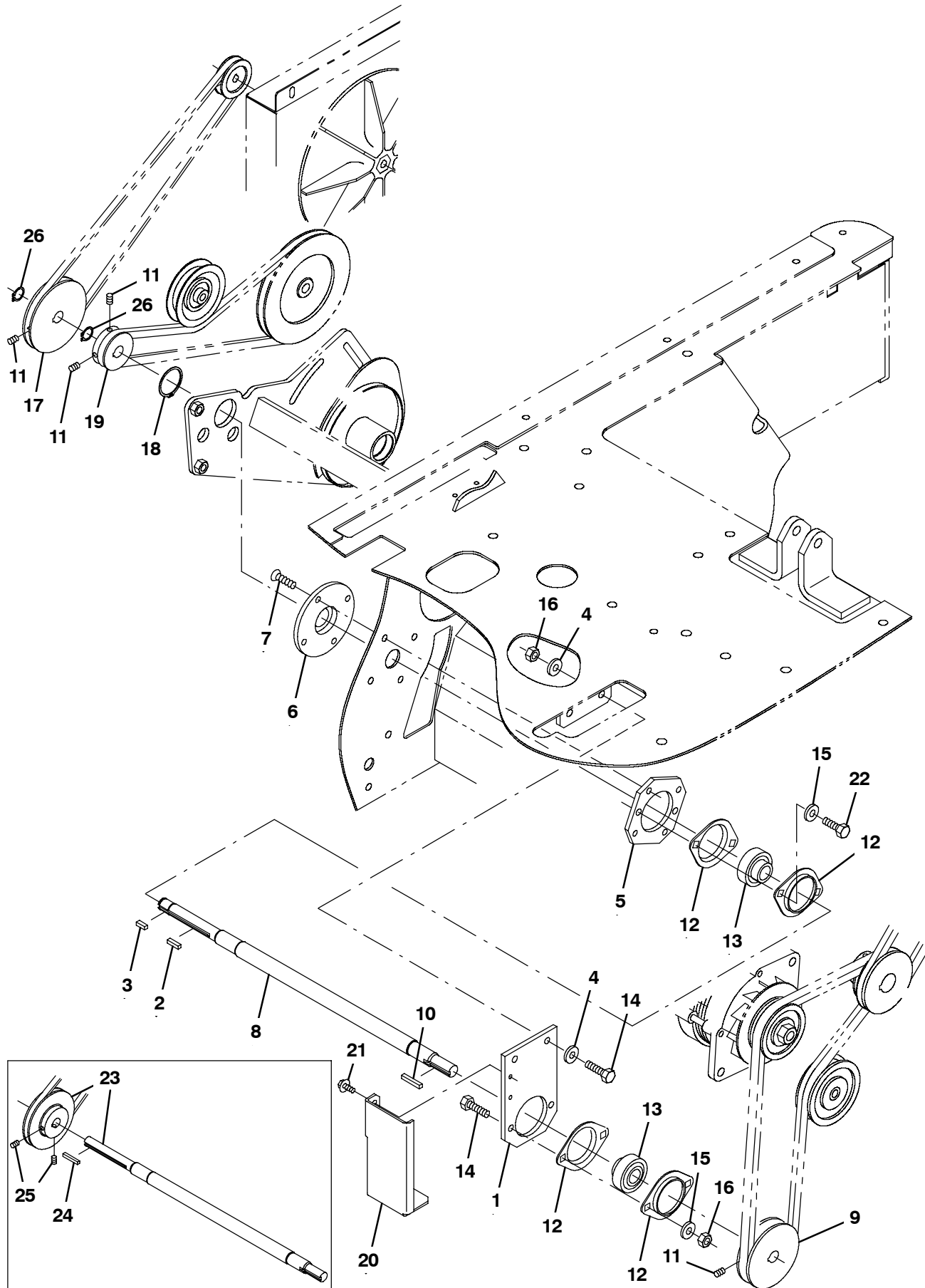


Fig. 33 - Main Brush Drive Shaft Group

Ref.	Part No.	Serial Number	Description	Qty.
1	383656	(000000-	) Plate, Mtg, Shaft	1
2	00911	(000000-	) Key, Square	1
3	00961	(003360-	) Key, Sq, 0.19 X 0.19, 0.50l	1
4	32491	(000000-	) Washer, Flat, .31 Hard	4
5	83470	(000000-	) Plate, Jackshaft Mt	1
6	81705	(000000-	) Pivot, Motor	1
7	07810	(000000-	) Screw, Flat, M08-1.25X 25,10.9	4
8	1039404	(003360-	) Shaft, Drive, Main, .81d 14.8l	1
9	383918	(000000-	) Sheave, 3V 3.75 Pd.	1
10	00918	(000000-	) Key, Square	1
11	09162	(000000-	) Screw, Set, M06-1.0 X 8, NI	5
12	35973	(000000-	) Flange, Bearing	4
13	25887	(000000-	) Bearing	2
14	39277	(000000-	) Screw, Hex, M08-1.25 X 25, 8.8	4
15	39349	(000000-	) Washer, Flat, .31 Sae	4
16	08709	(000000-	) Nut, Hex, Lock, M08-1.25,NI	4
17	1039423	(003360-	) Sheave, 01grv, 03.9pd 0.62b [3l]	1
18	81798	(000000-	) Ring, Retaining, 32Mm	1
19	383661	(000000-	) Pulley	1
20	384422	(000000-	) Bracket, Guard, Hose	1
21	361339	(000000-	) Screw, Hex 6X 1.0 16 Pltd	2
22	50388	(000000-	) Screw, Hex M08-1.25 X 12	2
23	9003643	(000000-003359	) Sheave Kit, Vacfan, Replmt [6200]	1
24	00912	(000000-003359	) Key, Square	1
25	09162	(000000-003359	) Screw, Set, M06-1.0 X 8, NI	2
26	33373	(003360-	) Ring, Retaining, Ext, 0.62d, Hd	2

Fig. 34 - Side Brush Lift Group

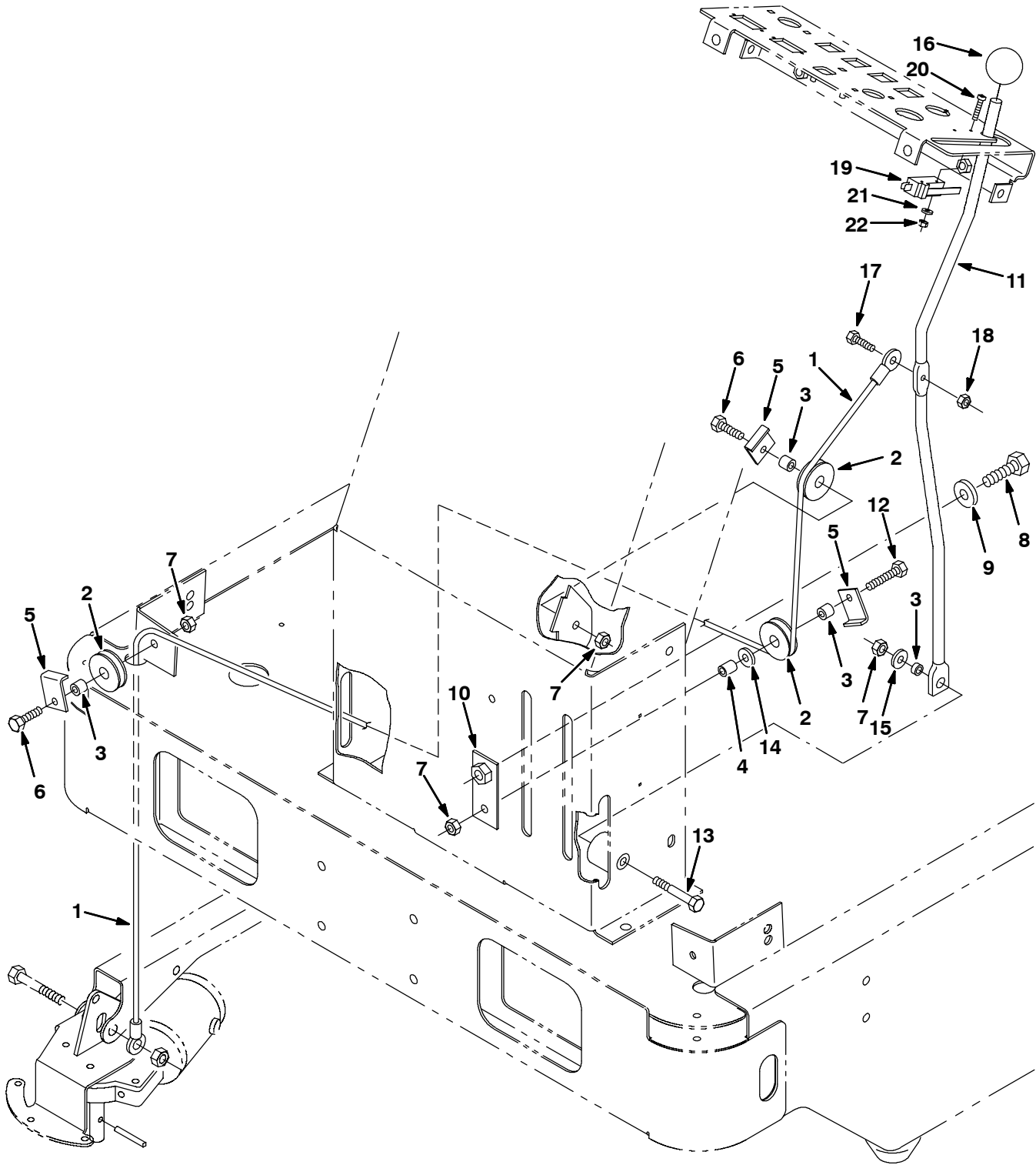




Fig. 34 - Side Brush Lift Group

Ref.	Part No.	Serial Number	Description	Qty.
1	383511	(000000-	) Cable, Brush, Side, Rh	1
2	369781	(000000-	) Pulley, Cable, 1.5d. Nyl	3
3	222460	(000000-	) Sleeve	4
4	80395	(000000-	) Sleeve	1
5	54400	(000000-	) Angle	3
6	76570	(000000-	) Screw, Hex, M08-1.25 X 30, 8.8	2
7	08709	(000000-	) Nut, Hex, Lock, M08-1.25,NI	4
8	06967	(000000-	) Scr Hex M12X1.75 20	1
9	32493	(000000-	) Washer, Flat, .50 Hard	1
10	81955	(000000-	) Plate, Sidebrush Lift	1
11	383552	(000000-	) Handle, Brush, Lift, Side	1
12	06956	(000000-	) Screw, Hex, M08-1.25 X 45, 8.8	1
13	06957	(000000-	) Screw, Hex, M08-1.25 X 60,8.8	1
14	32491	(000000-	) Washer, Flat, .31 Hard	1
15	39349	(000000-	) Washer, Flat, .31 Sae	1
16	81796	(000000-	) Knob, Round, Press On .50	1
17	06944	(000000-	) Screw, Hex, M06-1.0 X 25, 8.8	1
18	08708	(000000-	) Nut, Hex, Lock, M06-1.0, NI	1
19	1008142	(000000-	) Switch, Snap Actn, 250vdc 25a Spdt	1
20	06923	(000000-	) Screw, Pan, M03-0.5 X 25, 4.8	2
21	39658	(000000-	) Washer, Lock, Int, #04	2
22	01754	(000000-	) Nut, Hex, Std, M03-0.5	2

Fig. 35 - Side Brush Motor Group

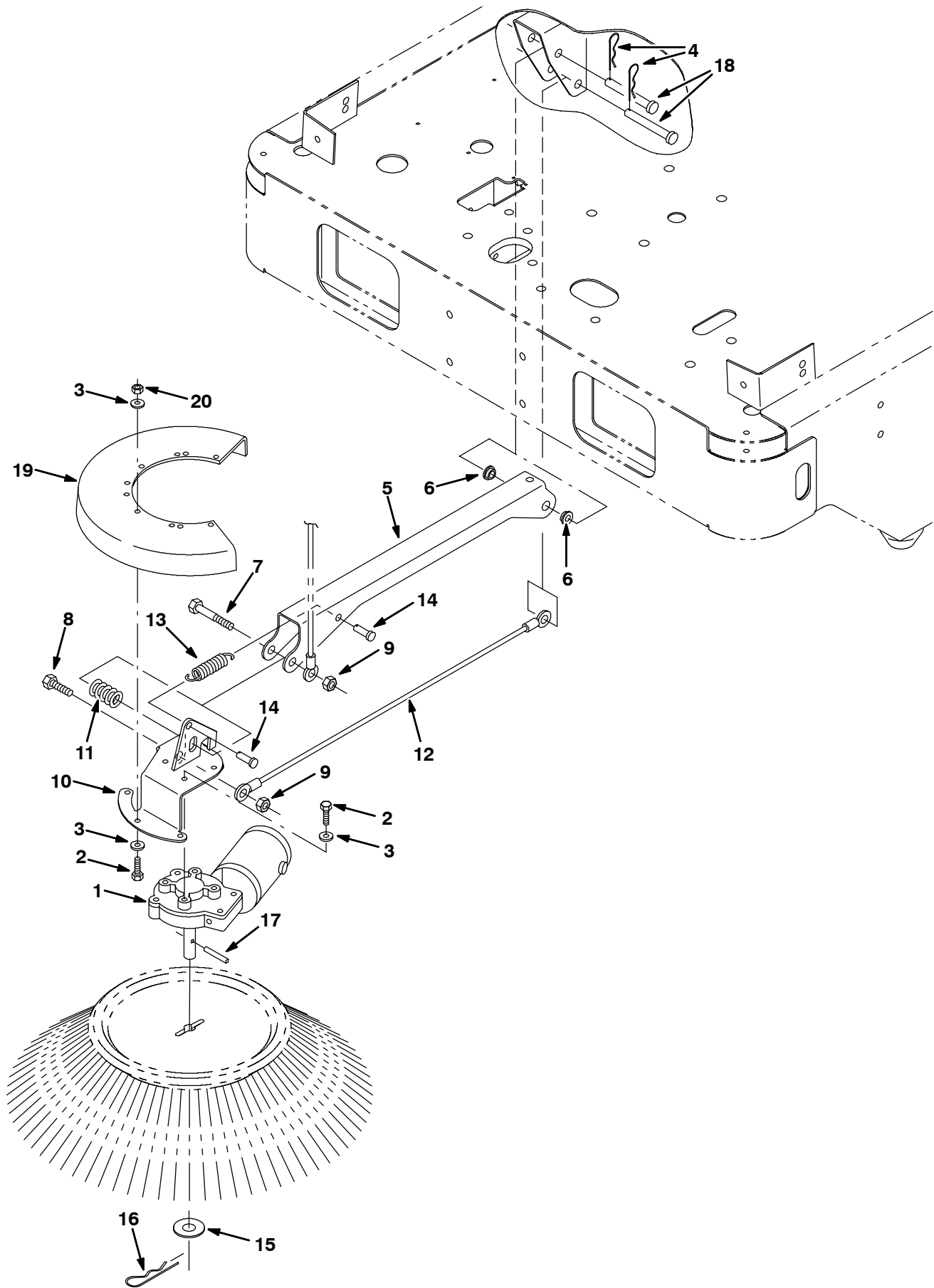


Fig. 35 - Side Brush Motor Group

	Ref.	Part No.	Serial Number	Description	Qty.
▽	1	1008276	(000000-	) Motor, Ele, 12vdc 0.08hp 0068rpm 04.5a	1
▲		80126	(000000-	) Brush & Spring Assy	2
▲		80127	(000000-	) Cap, Brush	2
▲		369795	(000000-	) Brush Holder	2
▲		369796	(000000-	) Clip	2
	2	15678	(000000-	) Screw, Hex, M06-1.0 X 16, Ss	9
	3	01684	(000000-	) Washer, Flat, .25 Ss	14
	4	44906	(000000-	) Pin, Hair Cotter	2
	5	383533	(000000-	) Channel, Mtg, Sidebrush	1
	6	15648	(000000-	) Bearing, Flange	2
	7	06972	(000000-	) Screw, Hex, M12-1.75 X 60, 8.8	1
	8	41345	(000000-	) Screw, Hex, M12-1.75 X 25, 8.8	1
	9	08711	(000000-	) Nut, Hex, Lock, M12-1.75,NI	2
	10	81786	(000000-	) Bracket Wldt, Side Brush	1
	11	87242	(000000-	) Spring,Die .50 Id 1.00 Od 1.25	1
	12	367375	(000000-	) Cable, Brush, Side	1
	13	15047	(000000-	) Spring, Extension	1
	14	39019	(000000-	) Pin, Clevis	2
	15	04400	(000000-	) Washer, Flat, M16, 17 X30X3Ss	1
	16	02942	(000000-	) Pin, Hair Cotter	1
	17	11516	(000000-	) Pin	1
	18	06279	(000000-	) Pin, Clevis	2
	19	384049	(000000-	) Guard, Brush, Side	1
	20	08712	(000000-	) Nut, Hex, Lock, M06-1.0, NI, Ss	5

Fig. 36 - Vacuum Fan Housing and Impeller Group

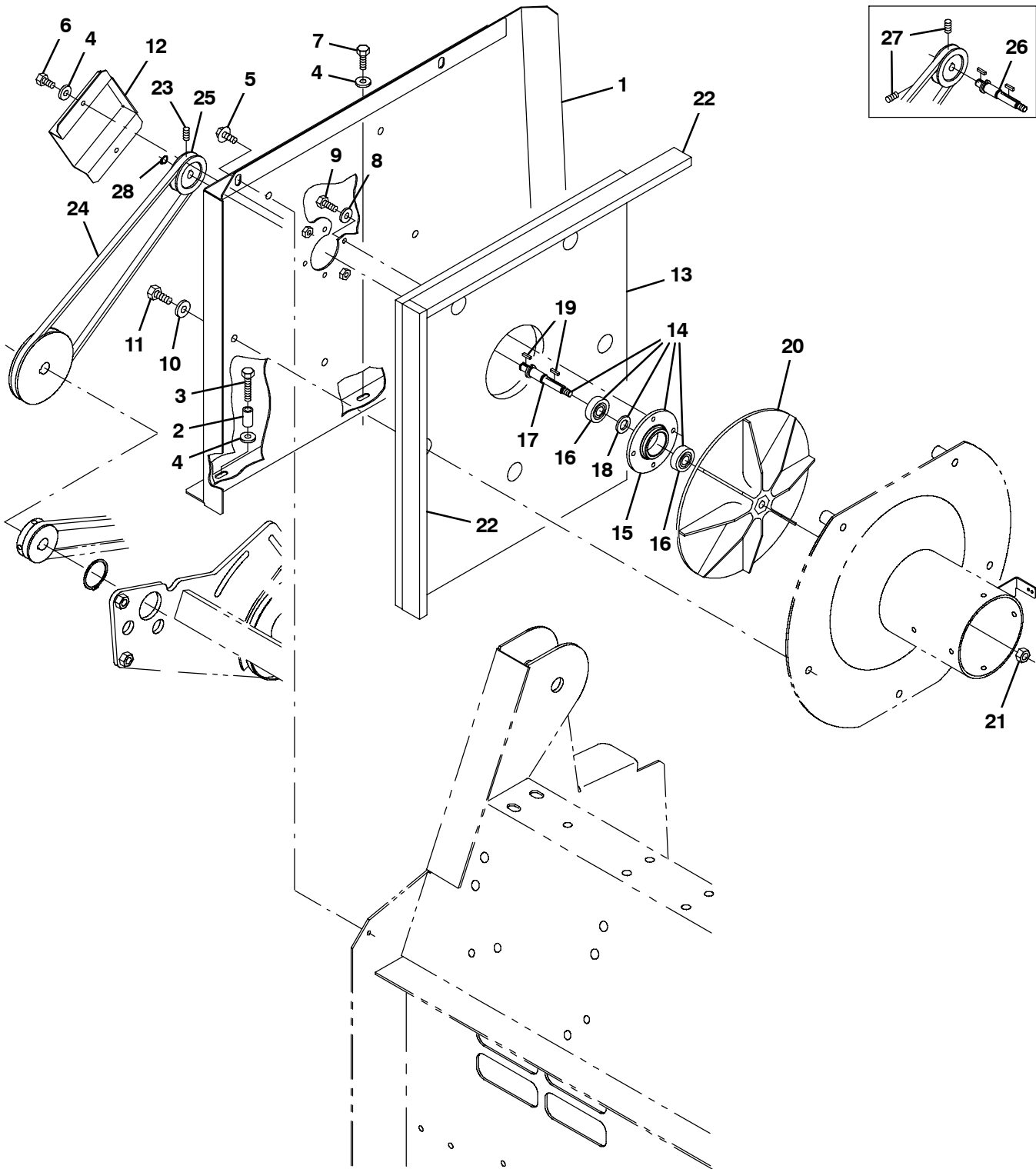


Fig. 36 - Vacuum Fan Housing and Impeller Group

Ref.	Part No.	Serial Number	Description	Qty.	
1	384103	(000000-	) Housing, Fan	1	
2	222496	(000000-	) Sleeve	2	
3	06947	(000000-	) Screw, Hex, M06-1.0 X 40, 8.8	2	
4	32490	(000000-	) Washer, Flat, .25 Hard	5	
5	74455	(000000-	) Screw, Hex, Fmg, M06-1.0 X 12	2	
6	87308	(000000-	) Screw, Hex, M06-1.0 X 12, 8.8	2	
7	06943	(000000-	) Screw, Hex, M06-1.0 X 20, 8.8	1	
8	41185	(000000-	) Washer, Belleville, .25	4	
9	11635	(000000-	) Screw, Hex, M06-1.0 X 12, Ss	4	
10	32491	(000000-	) Washer, Flat, .31 Hard	5	
11	16931	(000000-	) Screw, Hex, M08-1.25 X 20, 8.8	5	
12	81917	(000000-	) Guard, Fan Sheave	1	
13	384105	(000000-	) Insulation, Acoustic, Back, Fa	1	
∇	14	83038	(000000-	) Bearing Assy, Vac Fan	1
▲	15	81838	(000000-	) Housing, Bearing	1
▲	16	81830	(000000-	) Bearing, Ball	2
▲	17	1039403	(003360-	) Shaft, Drive, Vacfan, .66d 03.4l	1
▲	18	41722	(000000-	) Washer	1
	19	00960	(000000-	) Key, Square	2
	20	81890	(000000-	) Impeller, 9.06 D X 0.375 B	1
	21	87299	(000000-	) Nut, Hex, Flexlock, .31-24	1
	22	384106	(000000-	) Insulation, Acoustic, Side, Fa	2
	23	39391	(003360-	) Screw, Set, M06-1.0 X 6, Soc	1
	24	384420	(000000-	) Belt, V, 3L 60.0Lg	1
	25	83541	(000000-	) Sheave, 3L, 1G, 1.621Pd, 0.375ld	1
	26	81828	(000000-003359 )	Shaft,	1
	27	39391	(000000-003359 )	Screw, Set, M06-1.0 X 6, Soc	2
	28	23524-1	(003360-	) Ring, Retaining, Ext, 0.38d, [Selflock]	1

Fig. 37 - Vacuum Fan Inlet Group

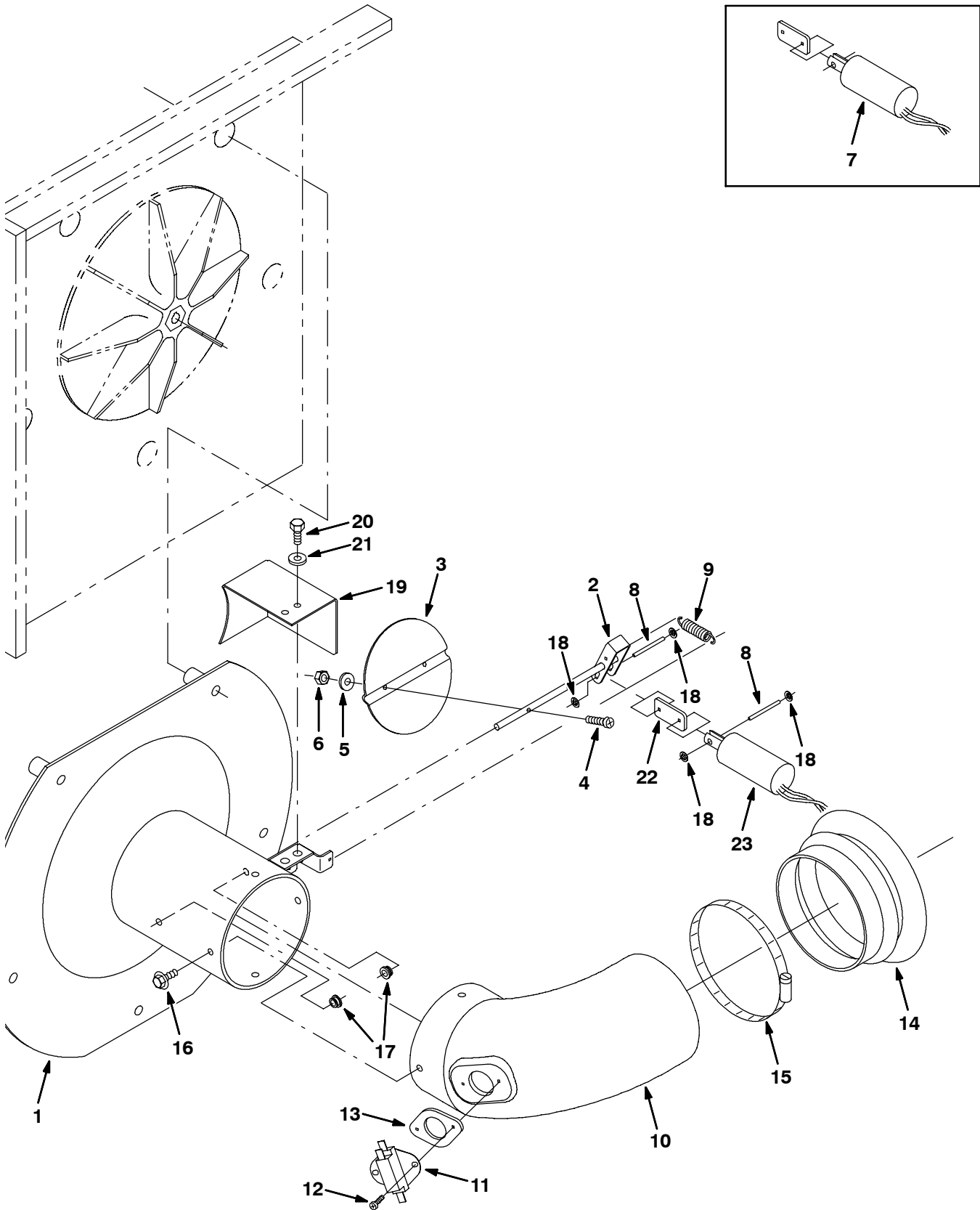


Fig. 37 - Vacuum Fan Inlet Group

Ref.	Part No.	Serial Number	Description	Qty.
1	384099	(000000-	) Plate Wldt, Fan	1
2	384403	(000000-	) Rod Wldt, Damper	1
3	384114	(000000-	) Plate, Damper	1
4	09146	(000000-	) Screw, Pan, M03-0.5 X 12, 4.8	2
5	32975	(000000-	) Washer, Lock, Int, #06	2
6	07807	(000000-	) Nut, Hex, Std, M03-0.5 , Ss	2
7	384169	(000000-002491	) Kit, Ci, Solenoid, Damper	1
8	384410	(000000-	) Pin, Pivot	2
9	378769	(000000-	) Spring, Tension	1
10	384201	(000000-	) Duct, Inlet, Fan	1
11	367679	(000000-	) Thermostat, Spot Switch	1
12	360973	(000000-	) Screw, Pan, #12- X 0.50	2
13	82733	(000000-	) Gasket	1
14	384202	(000000-	) Seal, Inlet, Fan	1
15	23498	(000000-	) Clamp, Wormdrive	1
16	55845	(000000-	) Screw, Hex, Fmg, M05-0.8 X 16	4
17	80921	(000000-	) Bearing, Snap-In	2
18	384411	(000000-	) Retainer	4
19	384295	(000000-	) Bracket, Guard, Solenoid	1
20	12312	(000000-	) Screw, Hex, M05-.08 X 12	2
21	19234	(000000-	) Washer, Flat, #10 Sae	2
22	384440	(000000-	) Link	1
23	384464	(002492-	) Solenoid, 12vdc, Damper	1

Fig. 38 - Hopper and Filter Box Group

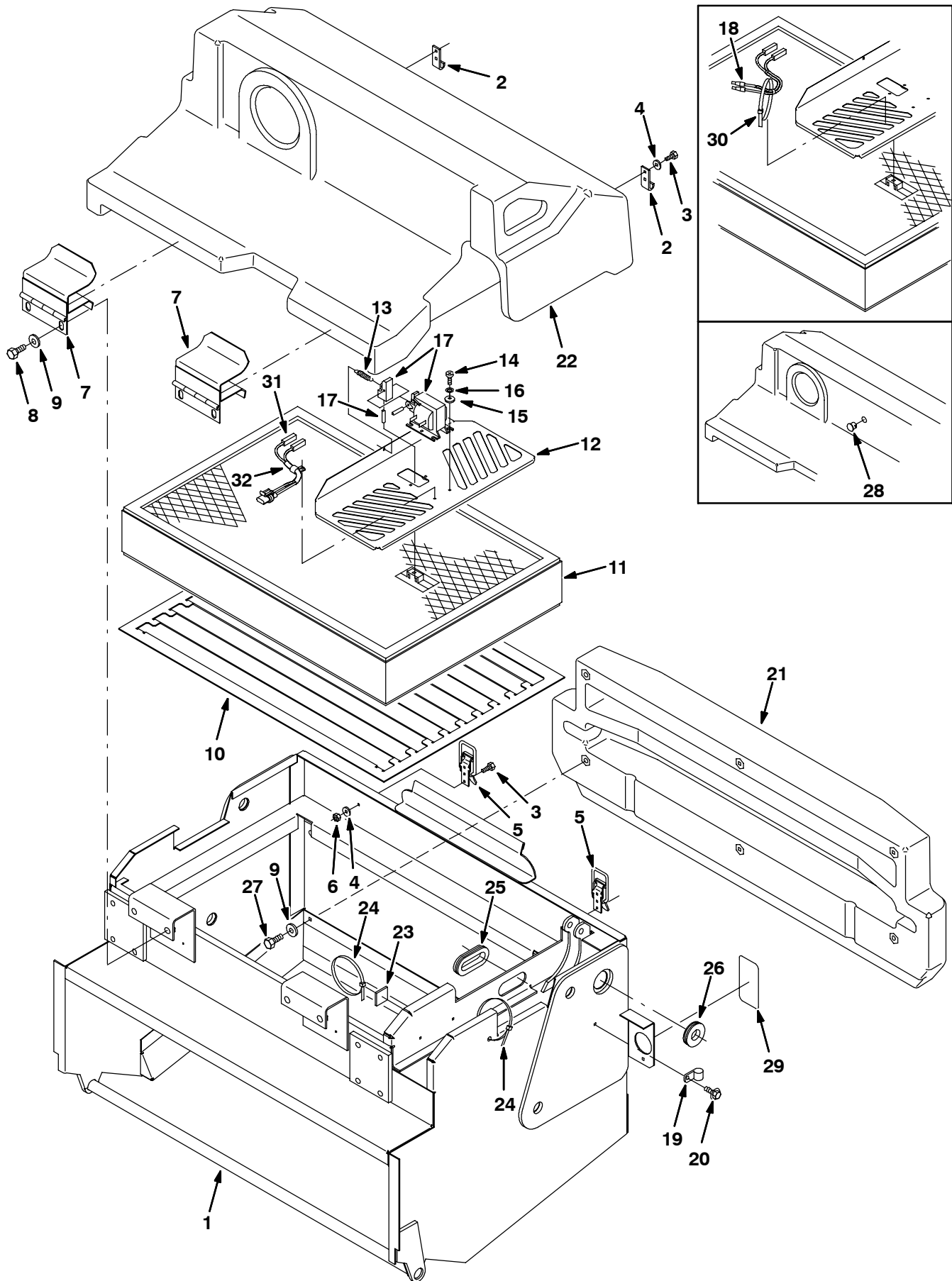




Fig. 38 - Hopper and Filter Box Group

Ref.	Part No.	Serial Number	Description	Qty.
1	383787	(000000-	) Hopper Wldt, 6200	1
2	81816	(000000-	) Bracket, Latch	2
3	12312	(000000-	) Screw, Hex, M05-0.8 X 12, 8.8	8
4	19324	(000000-	) Washer, Flat, #10 Sae	8
5	23709	(000000-	) Catch, Draw Pull	2
6	06549	(000000-	) Nut, Hex, Lock, M05-0.8, NI	4
7	384206	(000000-	) Hinge Wldt, Cover	2
8	16931	(000000-	) Screw, Hex, M08-1.25 X 20, 8.8	4
9	32491	(000000-	) Washer, Flat, .31 Hard	10
10	383793	(000000-	) Plate, Baffel, Filter	1
11	1037210	(000000-	) Filter, Panl, Dust, 4.2 X 16.0 X 24.0	1
12	383461	(000000-	) Angle, Mtg, Shaker, Filter	1
13	1045426	(000000-	) Spring, Extn, 0.43od 0.05wir 01.4l	1
14	49697	(000000-	) Screw, Pan, M04-0.7 X 10, Ss	4
15	19065	(000000-	) Washer, Flat, #08	4
16	32978	(000000-	) Washer, Lock, Int, #08	4
17	379890	(000000-	) Solenoid, Filter Shaker	1
18	383835	(000000-002040	) Harness, Solenoid, Shaker	1
19	26395-1	(000000-	) Clamp, Cable	1
20	361339	(000000-	) Screw, Hex 6X 1.0 16 Pltd	1
21	384160	(000000-	) Bumper, Rear	1
22	384200	(000000-	) Cover, Filter	1
23	55248	(000000-	) Mount, Cable Tie	1
24	49266	(000000-	) Tie, Cable 1.75D Max 7.50Lg	2
25	54345	(000000-	) Grommet, Rubber	1
26	384282	(000000-	) Grommet, Rubber	1
27	16735	(000000-	) Screw, Hex, M08-1.25 X 16, 8.8	6
28	65584	(000000- xxxxxx	) Button, Plug	1
29	384269	(000000-	) Label, Taillight	2
30	49266	(000000-002040	) Tie, Cable 1.75D Max 7.50Lg	1
31	83384	(002041-	) Harness, Solenoid, Shaker	1
32	26395-2	(002041-	) Clamp, Cable	1

Fig. 39 - Hopper Lift Arms Group

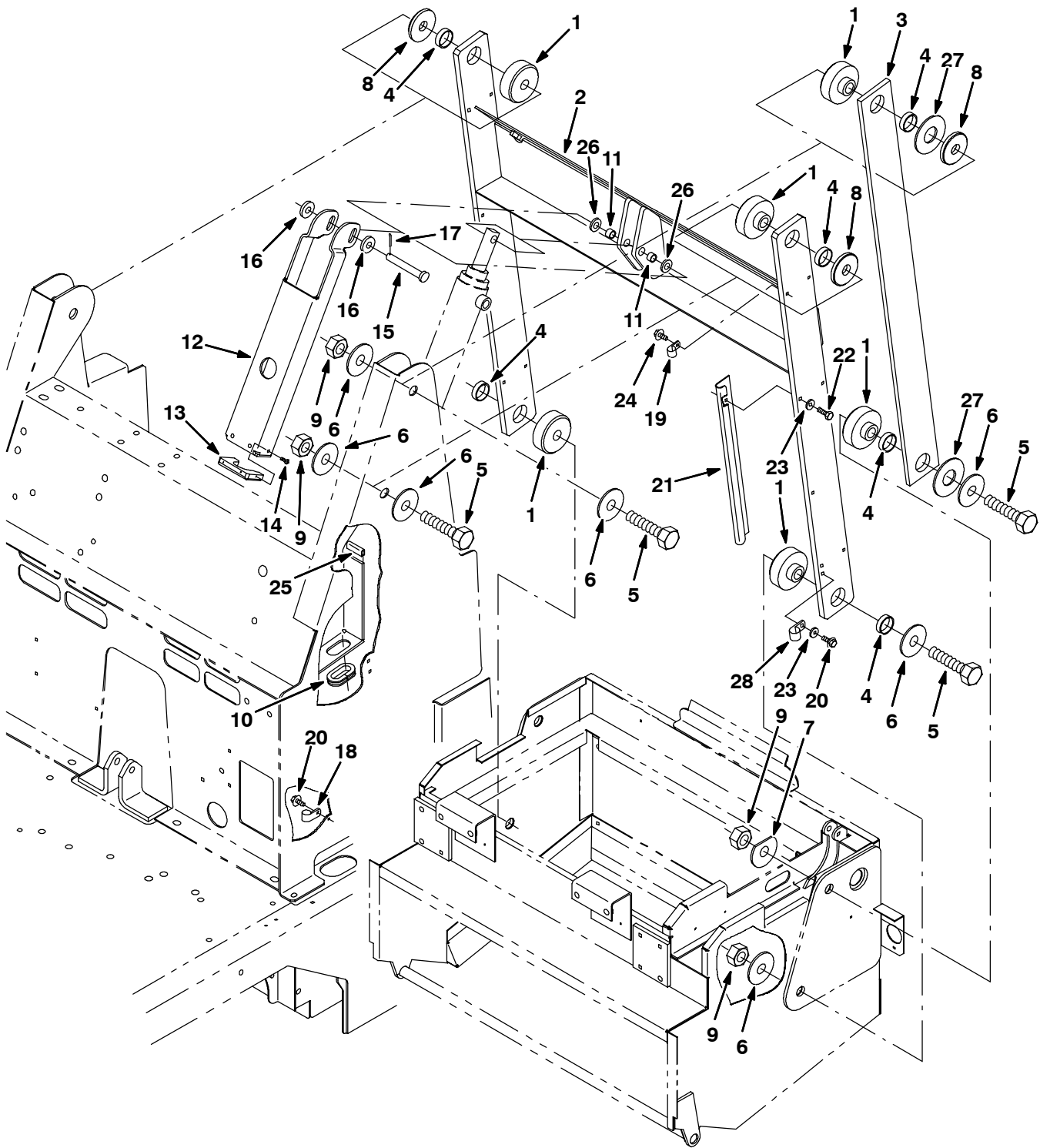


Fig. 39 - Hopper Lift Arms Group

Ref.	Part No.	Serial Number	Description	Qty.
1	383475	(000000-	) Spacer, Pivot, Arm, Lift	6
2	384196	(000000-	) Arm, W/Label, 6200	1
3	383560	(000000-	) Arm, Hopper Lift	1
4	70627	(000000-	) Bearing	6
5	06996	(000000-	) Screw, Hex, M20-2.5 X 80, 8.8	6
6	383474	(000000-	) Washer, .81B 295Od .12, Stl	11
7	384009	(000000-	) Washer, .875B 2.5Od, .12W Rewo	1
8	383990	(000000-	) Tube, Stl, .875B 3.25D .30I	3
9	07783	(000000-	) Nut, Hex, Std, M20-2.5	6
10	10632-13	(000000-	) Grommet, Rubber	1
11	64173	(000000-	) Bushing, Sleeve, 0.50b 0.59d 0.38l, Stl	2
12	383763	(000000-	) Arm, Safety, Hppr	1
13	383940	(000000-	) Follower, Cyl, Plastic	1
14	360973	(000000-	) Screw, Pan, #12- X 0.50	4
15	23683	(000000-	) Pin, Clevis	1
16	32486	(000000-	) Washer, Flat, .50 Sae	2
17	08182	(000000-	) Pin, Cotter	1
40678-1	<del>33584</del>	(000000-	) Clamp, Cable	1
19	26395-1	(000000-	) Clamp, Cable	1
20	361339	(000000-	) Screw, Hex 6X 1.0 16 Pltd	2
21	384070	(000000-	) Angle, Cover, Harness	1
22	06943	(000000-	) Screw, Hex, M06-1.0 X 20, 8.8	2
23	32483	(000000-	) Washer, Flat, .25 Sae	3
24	16958	(000000-	) Screw, Hex, Fmg, .31-18 X 0.50	1
25	384156	(000000-	) Molding, Trim 3/16-5/16 1.50	1
26	89710	(000000-	) Washer, .510B 1.00D .03Nylon	2
27	384306	(000000-	) Spacer, 3.00D 1.25ld .12Nyl	2
28	07471	(000000-	) Clamp, Cable	1

Fig. 40 - Hopper Dump Door Group

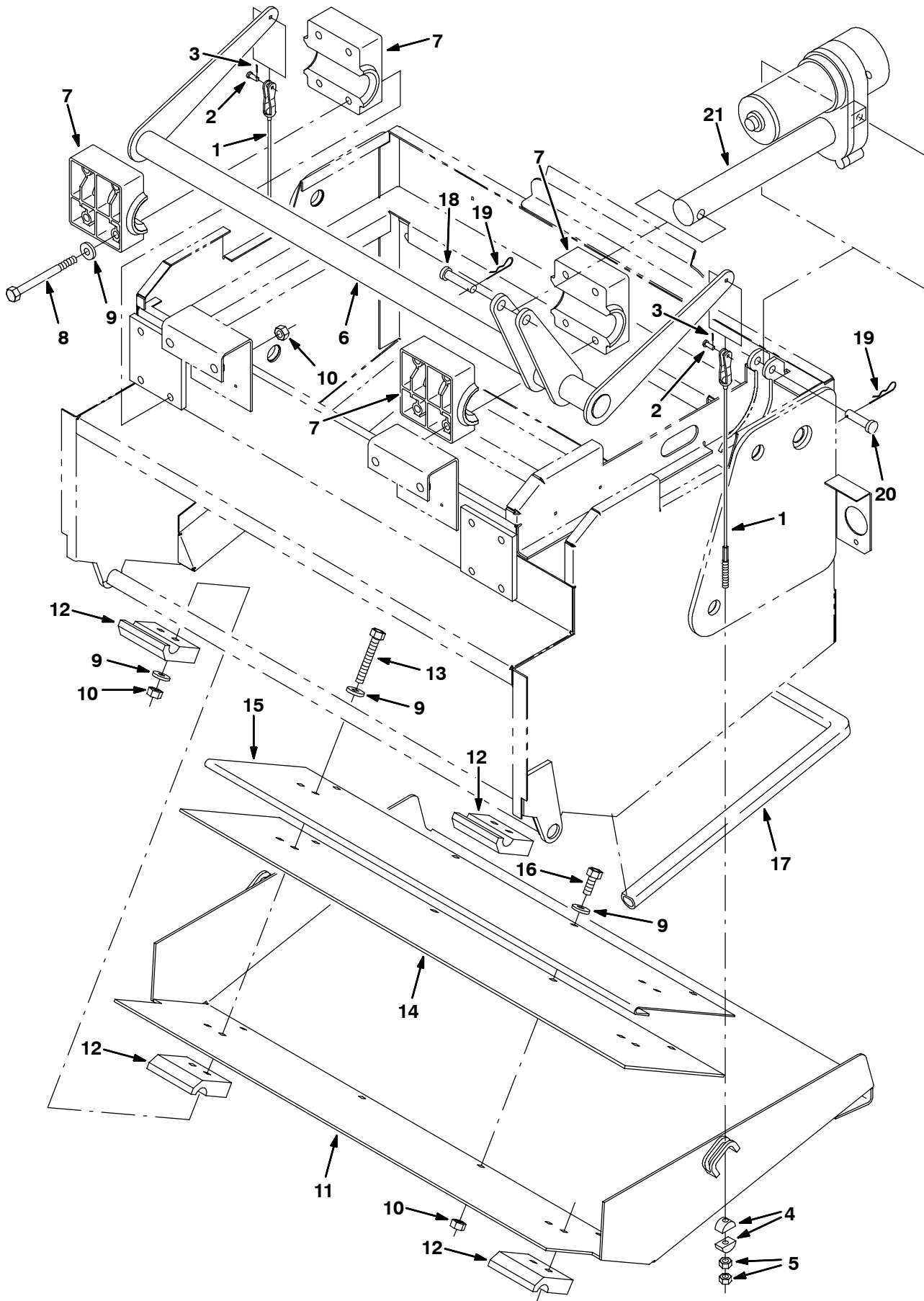


Fig. 40 - Hopper Dump Door Group

Ref.	Part No.	Serial Number	Description	Qty.
1	383590	(000000-	) Cable, Door, .12Dia, 13.50L	2
2	36376	(000000-	) Pin, Clevis	2
3	08170	(000000-	) Pin, Cotter	2
4	383598	(000000-	) Pivot, Cable, Dump Door	4
5	32520	(000000-	) Nut, Hex, Jam, .25-20	4
6	383796	(000000-	) Shaft Wldt, Actuator, Door	1
7	383745	(000000-	) Bearing, Block, Nylon	4
8	39281	(000000-	) Screw, Hex, M08-1.25 X 90, 8.8	8
9	32491	(000000-	) Washer, Flat, .31 Hard	20
10	08709	(000000-	) Nut, Hex, Lock M08-1.25, NI	16
11	383424	(000000-	) Door Wldt, Dump	1
12	383410	(000000-	) Hinge, Door, Dump	4
13	06957	(000000-	) Screw, Hex, M08-1.25 X 60,8.8	4
14	383445	(000000-	) Seal, Hopper, Lip	1
15	383409	(000000-	) Plate, Hopper, Lip	1
16	16931	(000000-	) Screw, Hex, M08-1.25 X 20, 8.8	4
17	383565	(000000-	) Seal, Bulb, Str, .76H .93W	1
18	21722	(000000-	) Pin, Clevis	1
19	86866	(000000-	) Pin, Hair Cotter	2
20	29558	(000000-	) Pin, Clevis	1
21	384083	(000000-	) Actuator Kit, 12vdc, F/383681, Replmt	1

Fig. 41 - Electrical Schematic, Gas

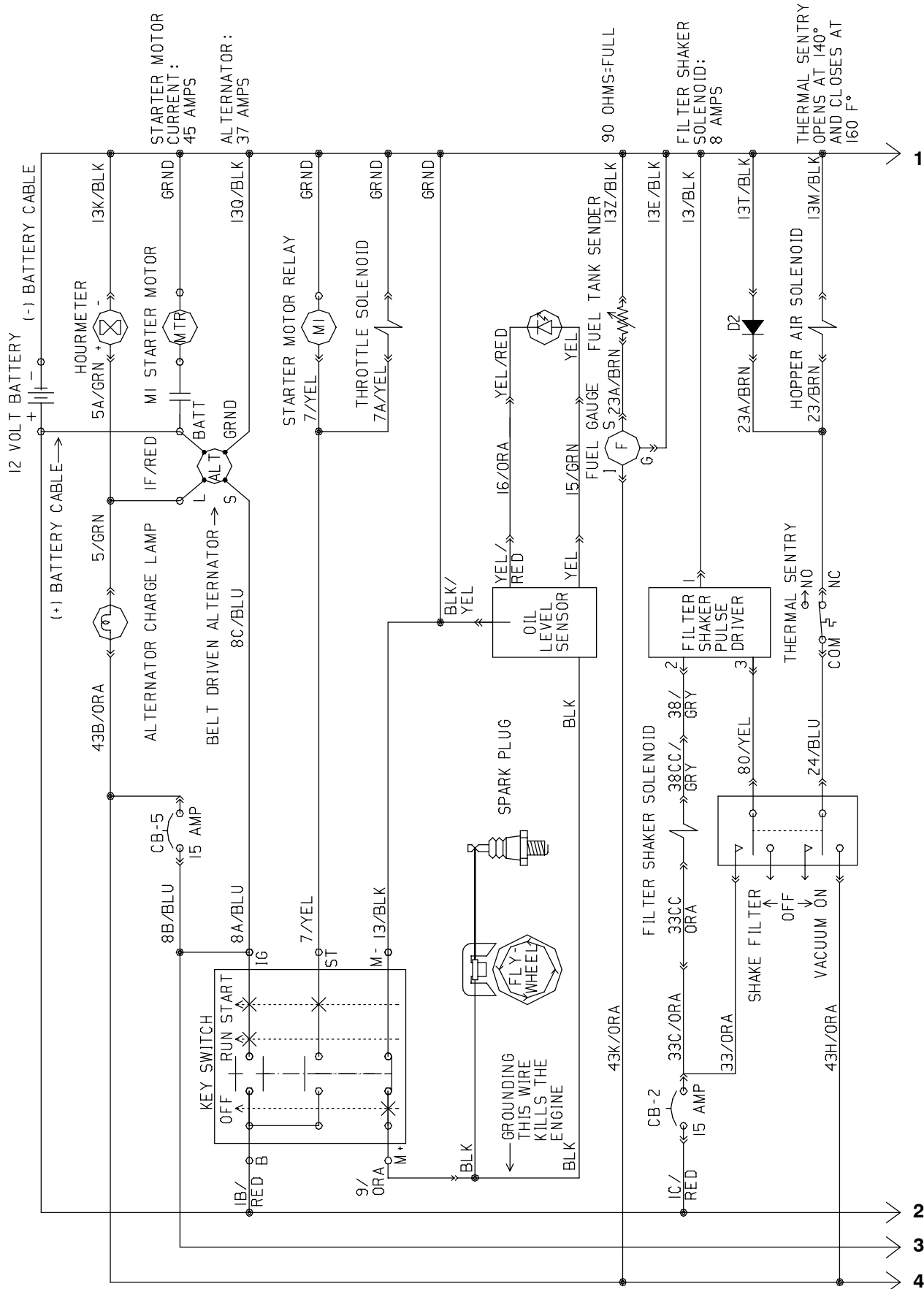


Fig. 41 - Electrical Schematic, Gas

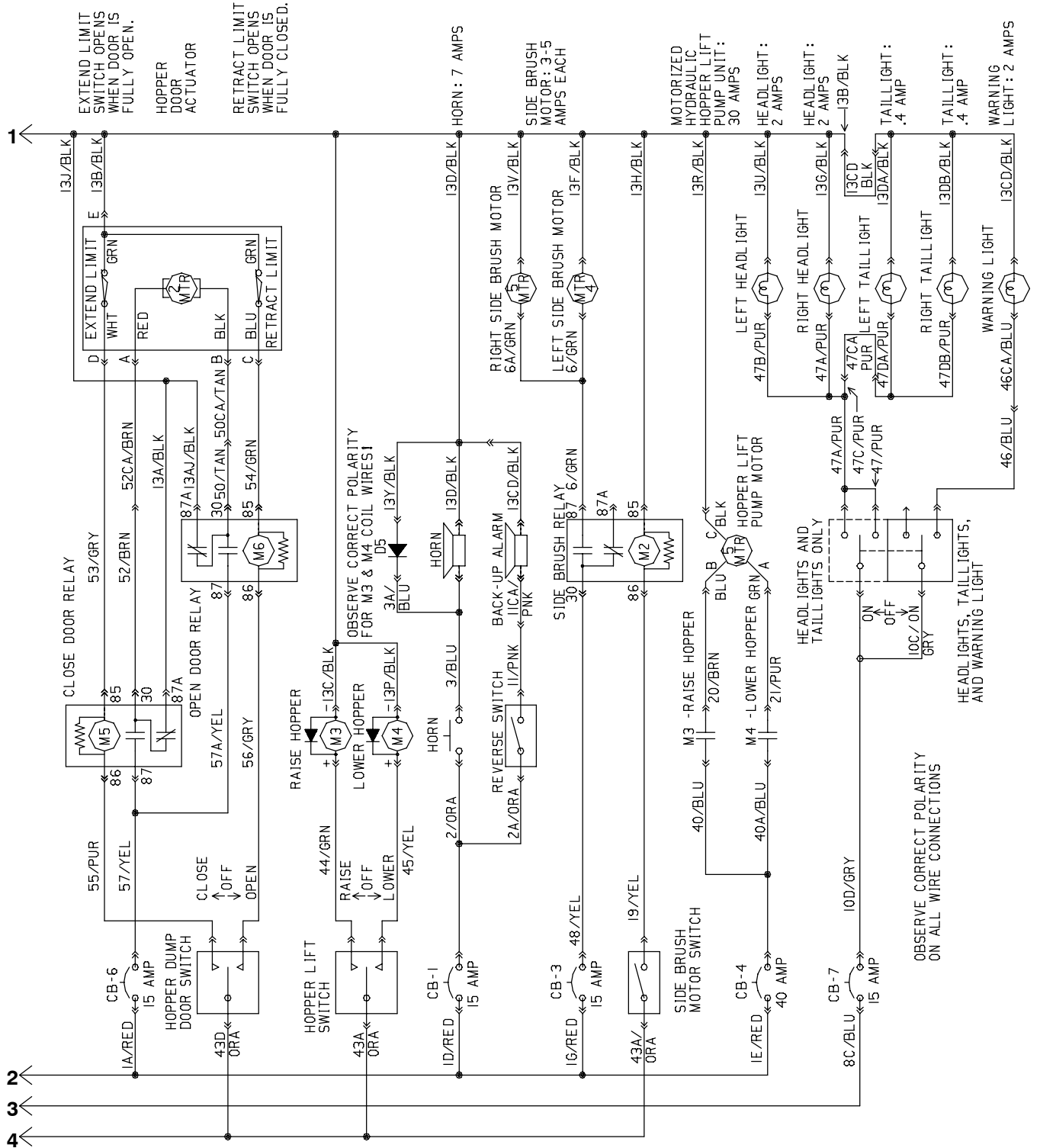


Fig. 42 - Electrical Schematic, LPG

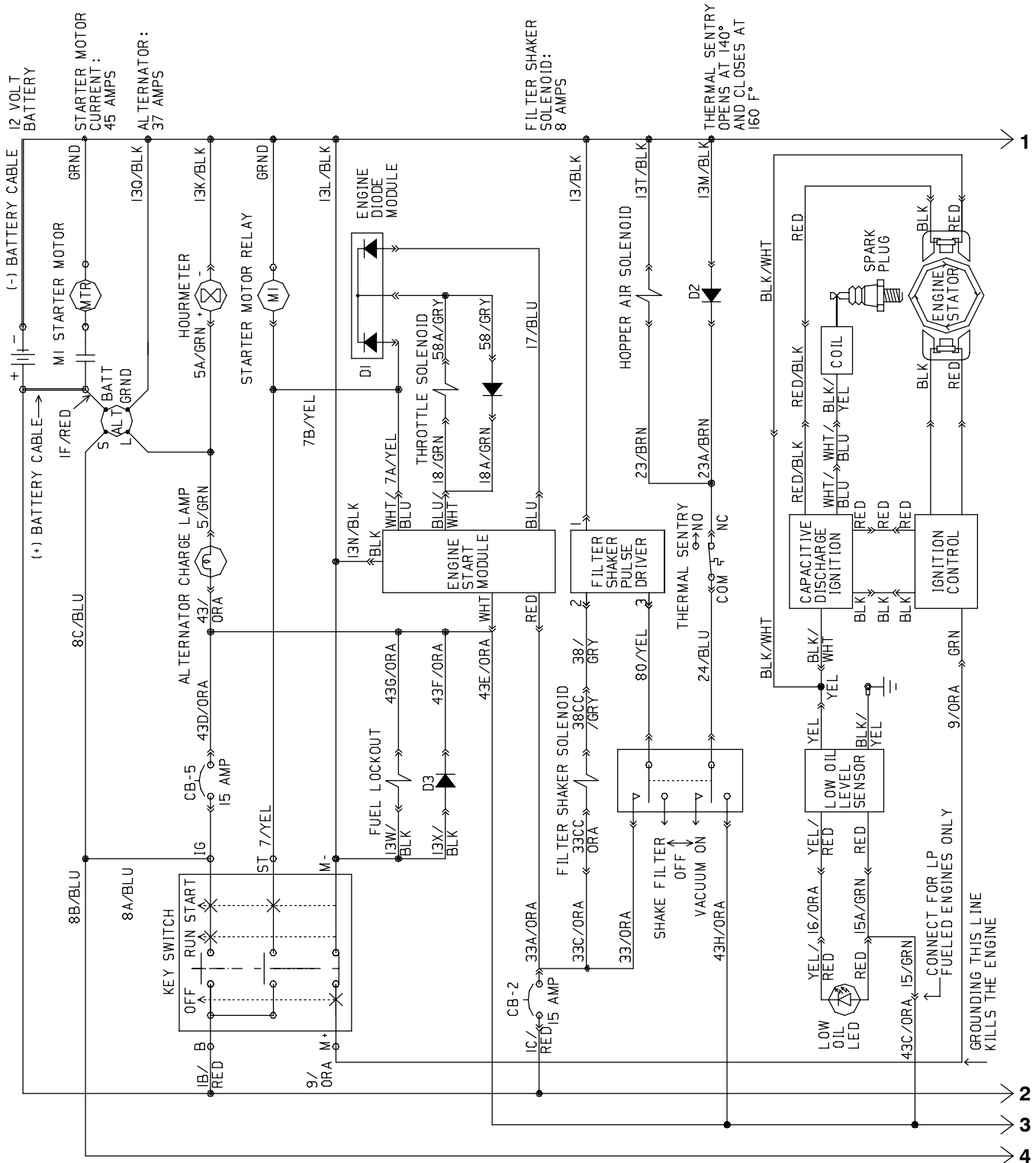




Fig. 42 - Electrical Schematic, LPG

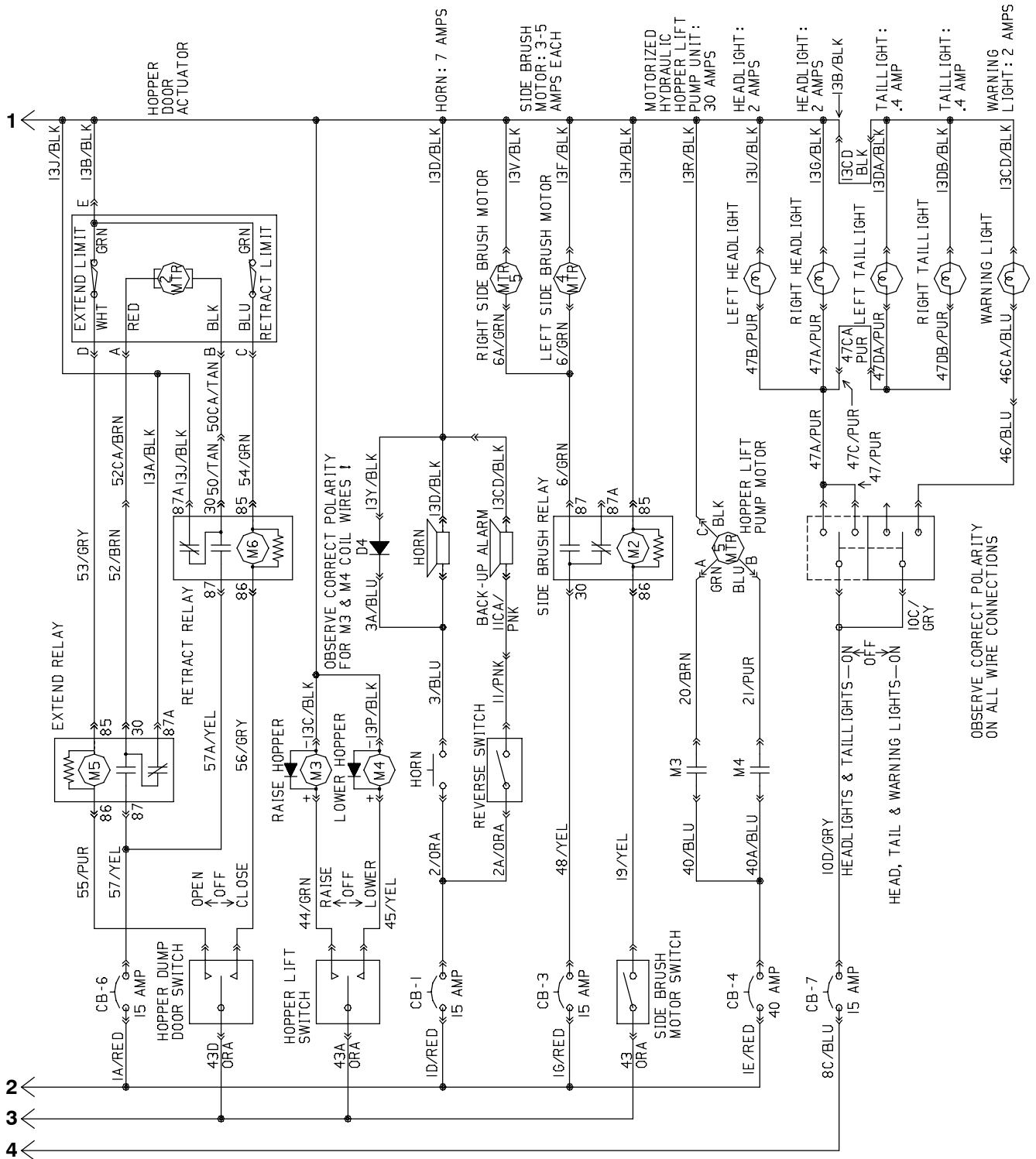
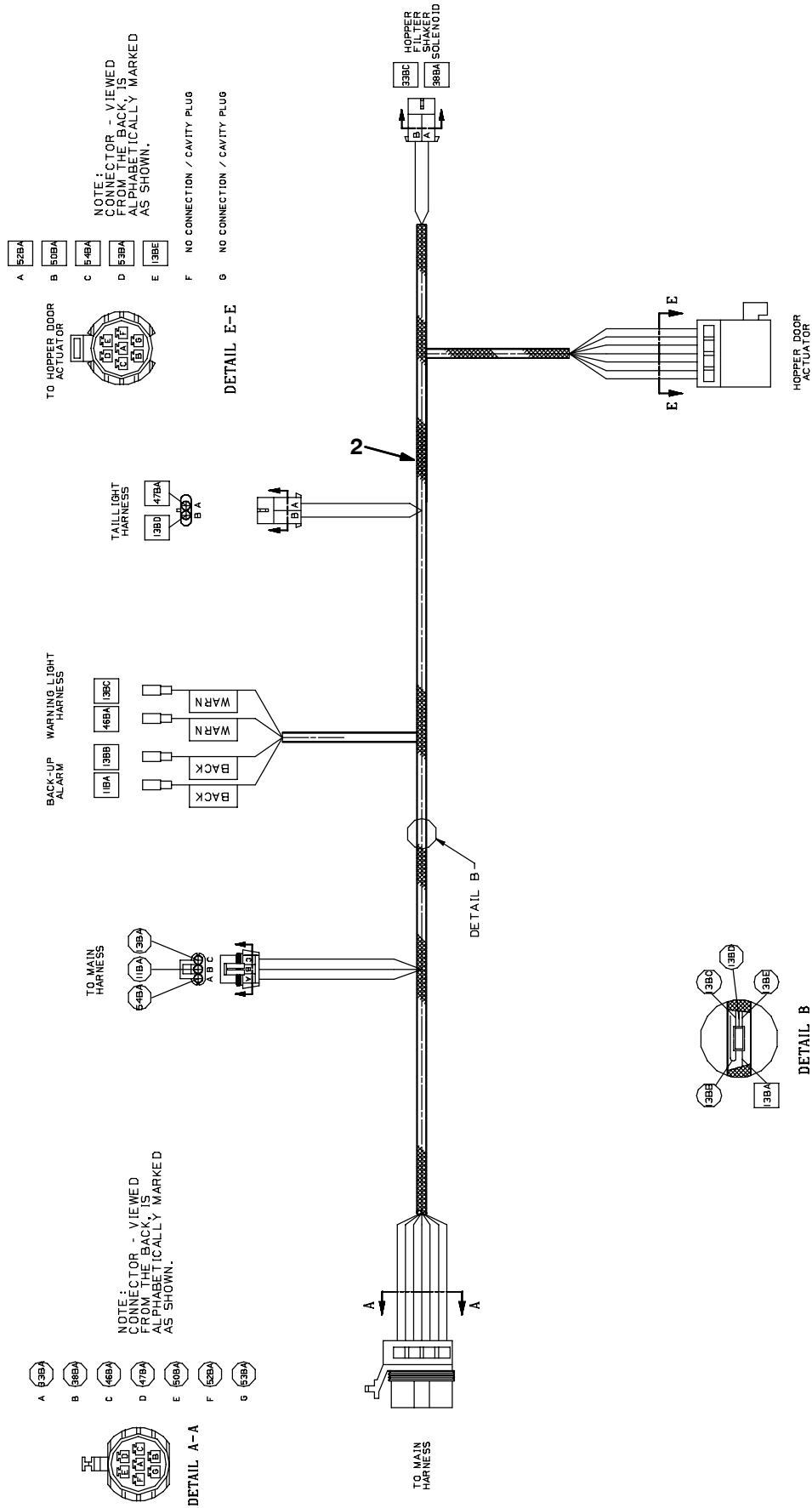






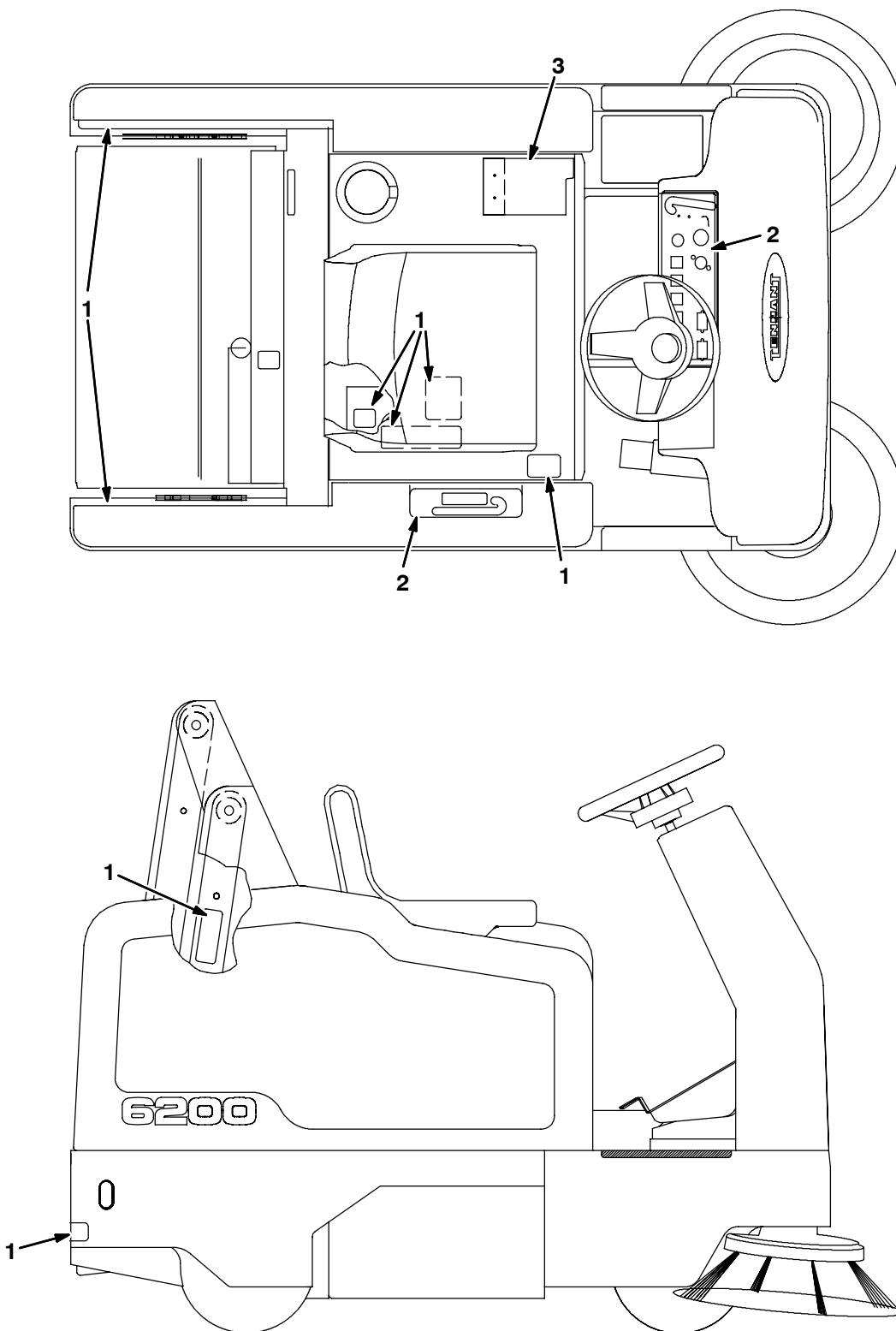
Fig. 43 - Wire Harness Group



**Fig. 43 - Wire Harnesses Group**

<b>Ref.</b>	<b>Part No.</b>	<b>Serial Number</b>	<b>Description</b>	<b>Qty.</b>
1	383031	(000000-	) Harness, Main, Gas/Lpg, 6200	1
2	383501	(000000-	) Harness, Hopper, Gas/Lpg, 6200	1
3	222290	(000000-	) Diode, Electric Plug	4

**Fig. 44 - Label Group**



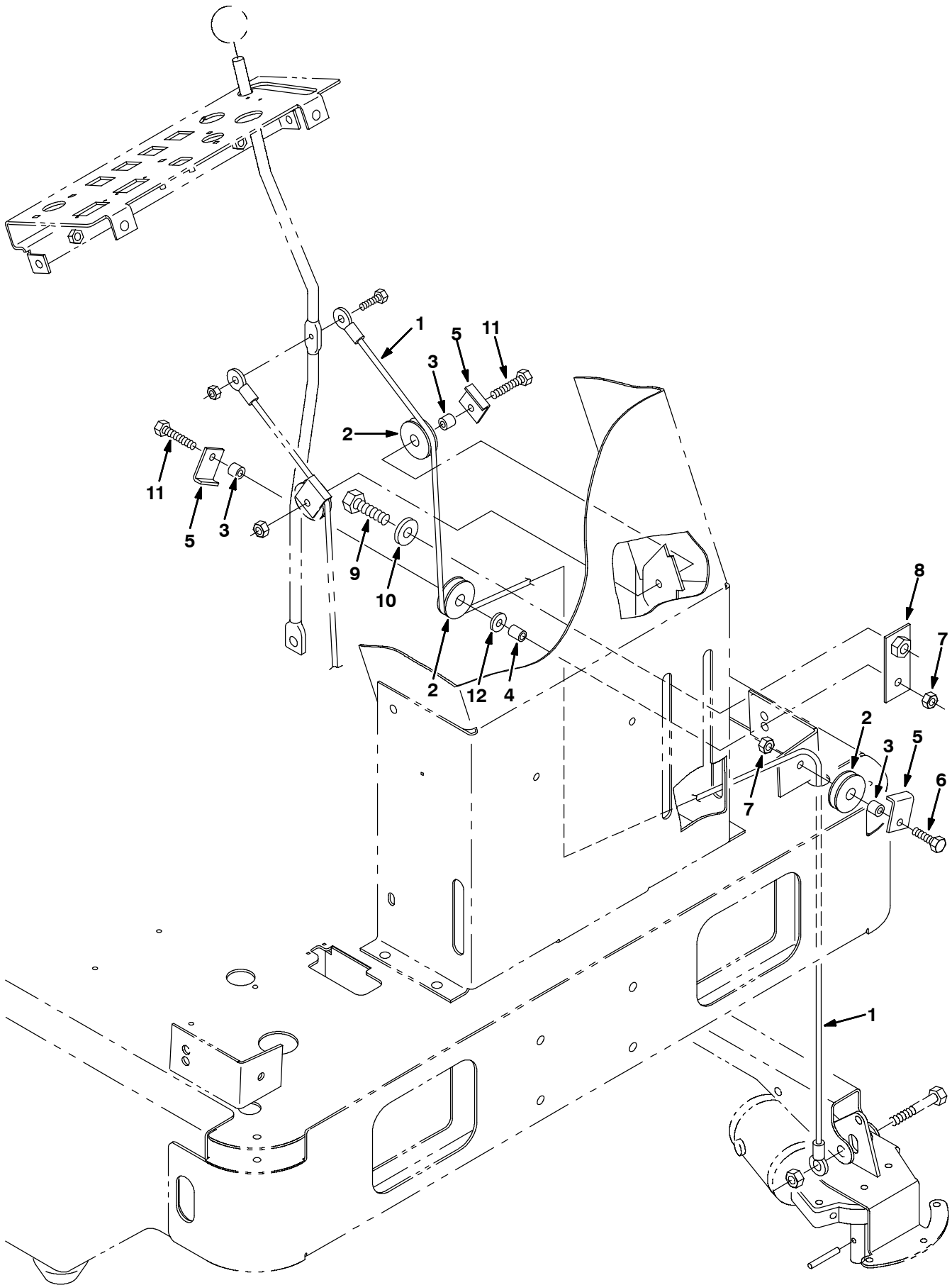
352926 - G, LP, NA

Ref.	Part No.	Serial Number	Description	Qty.
1	383966	(000000-	) Label Set, Info/Hzrd, 6200	1
2	383855	(000000-	) Label Set, Opertnl, Ic, 6200	1
3	383998	(000000-	) Instr, Use And Care, 6200	1

# SECTION 3

Contents	Page
Fig. 1 - Side Brush Lift Group, Left Hand . . . . .	3-2
Fig. 2 - Side Brush Motor Group, Left Hand . . .	3-4
Fig. 3 - Revolving Light Kit . . . . .	3-6
Fig. 4 - Flashing Light Kit . . . . .	3-8
Fig. 5 - Revolving Light Kit, Overhead Guard .	3-10
Fig. 6 - Flashing Light Kit, Overhead Guard . .	3-12
Fig. 7 - Overhead Guard Kit . . . . .	3-14
Fig. 8 - Light Kit . . . . .	3-16
Fig. 9 - Backup Alarm Kit . . . . .	3-18
Fig. 10 - Fire Extinguisher Kit . . . . .	3-20
Fig. 11 - Seat Slide Kit . . . . .	3-21
Fig. 12 - Suspension Seat Kit . . . . .	3-22
Fig. 13 - Seat Belt Kit . . . . .	3-23
Fig. 14 - Quick Mop Kit . . . . .	3-24
Fig. 15 - Solid Non-Marking Tire Assembly, Front . . . . .	3-26
Fig. 16 - Solid Non-Marking Tire Assembly, Rear . . . . .	3-27
Fig. 17 - Documentation Group . . . . .	3-28

Fig. 1 - Side Brush Lift Group, Left Hand



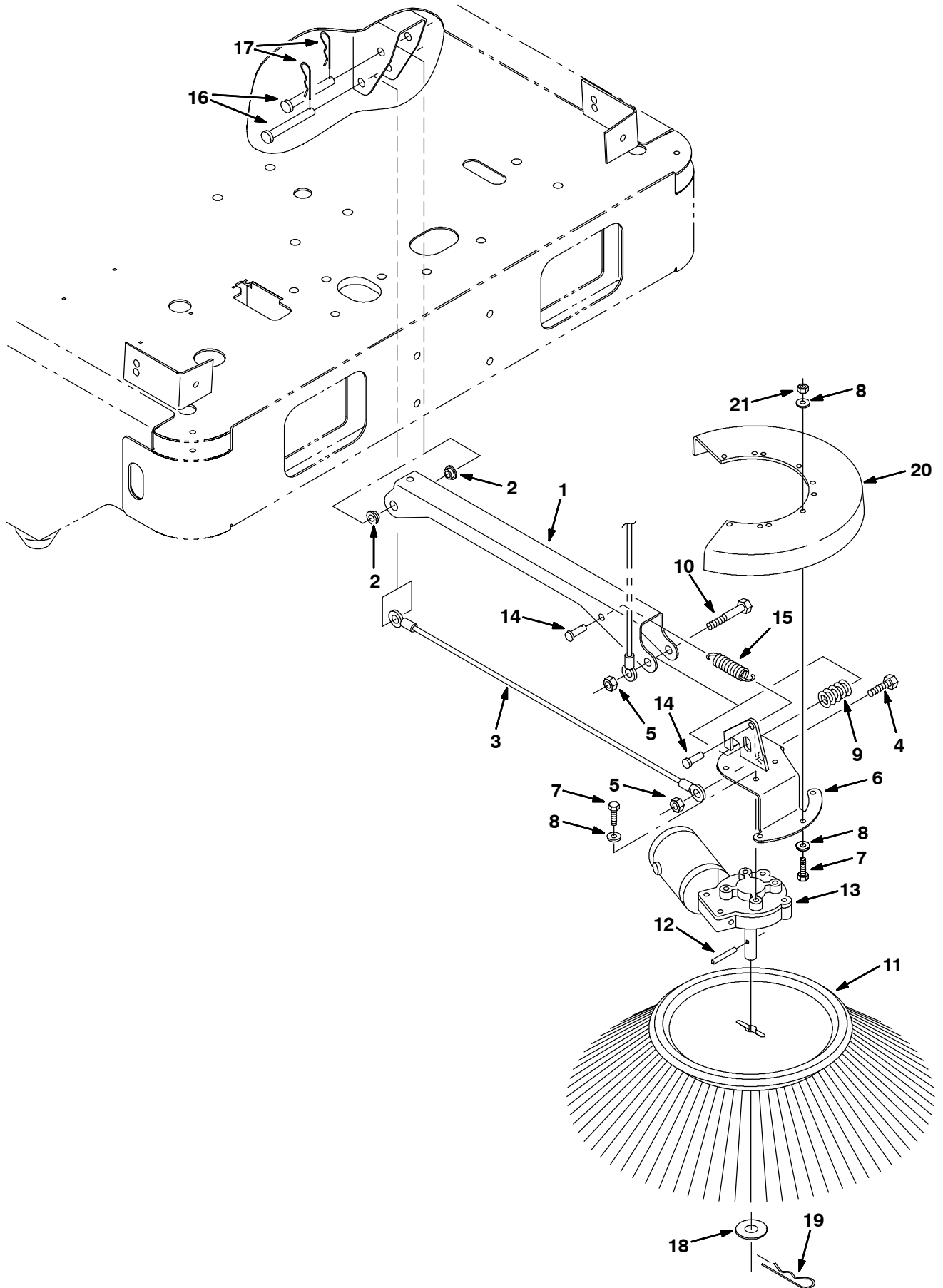


**Fig. 1 - Side Brush Lift Group, Left Hand**

*NOTE: Side Brush Kit, Left Hand, Part Number 383946, includes Fig. 1 and Fig. 2.*

<b>Ref.</b>	<b>Part No.</b>	<b>Serial Number</b>	<b>Description</b>	<b>Qty.</b>
1	81785	(000000-	) Cable, Sidebrush Lift Lh	1
2	369781	(000000-	) Pulley, Cable, 1.5d, Nyl	3
3	222460	(000000-	) Sleeve	3
4	80395	(000000-	) Sleeve	1
5	54400	(000000-	) Angle	3
6	76570	(000000-	) Screw, Hex, M08-1.25 X 30, 8.8	1
7	08709	(000000-	) Nut, Hex, Lock, M08-1.25,NI	2
8	81955	(000000-	) Plate, Sidebrush Lift	1
9	06967	(000000-	) Scr Hex M12X1.75 20	1
10	32493	(000000-	) Washer, Flat, .50 Hard	1
11	06956	(000000-	) Screw, Hex, M08-1.25 X 45, 8.8	2
12	32491	(000000-	) Washer, Flat, .31 Hard	1

Fig. 2 - Side Brush Motor Group, Left Hand



**Fig. 2 - Side Brush Motor Group, Left Hand**

NOTE: Side Brush Kit, Left Hand, Part Number 383946, includes Fig. 1 and Fig. 2.

Ref.	Part No.	Serial Number	Description	Qty.
1	383533	(000000-	) Channel, Mtg, Sidebrush	1
2	15648	(000000-	) Bearing, Flange	2
3	367375	(000000-	) Cable, Brush, Side	1
4	41345	(000000-	) Screw, Hex, M12-1.75 X 25, 8.8	1
5	08711	(000000-	) Nut, Hex, Lock, M12-1.75,NI	2
6	81750	(000000-	) Bracket Wldt, Sidebrush	1
7	15678	(000000-	) Screw, Hex, M06-1.0 X 16, Ss	9
8	01684	(000000-	) Washer, Flat, .25 Ss	14
9	87242	(000000-	) Spring,Die .50 Id 1.00 Od 1.25	1
10	06972	(000000-	) Screw, Hex, M12-1.75 X 60, 8.8	1
11	383753	(000000-	) Brush, Disk, Swp, 20.5 D	1
12	11516	(000000-	) Pin	1
▽	13	1008277	(000000-) Motor, Ele, 12vdc 0.08hp 0068rpm 04.5a	1
▲		80126	(000000-) Brush & Spring Assy	1
▲		80127	(000000-) Cap, Brush	2
▲		369795	(000000-) Brush Holder	2
▲		369796	(000000-) Clip	2
	14	39019	(000000-) Pin, Clevis	2
	15	15047	(000000-) Spring, Extension	1
	16	06279	(000000-) Pin, Clevis	2
	17	44906	(000000-) Pin, Hair Cotter	2
	18	04400	(000000-) Washer, Flat, M16, 17 X30X3Ss	1
	19	02942	(000000-) Pin, Hair Cotter	1
	20	384049	(000000-) Guard, Brush, Side	1
	21	08712	(000000-) Nut, Hex, Lock, M06-1.0, NI, Ss	5

Fig. 3 - Revolving Light Kit

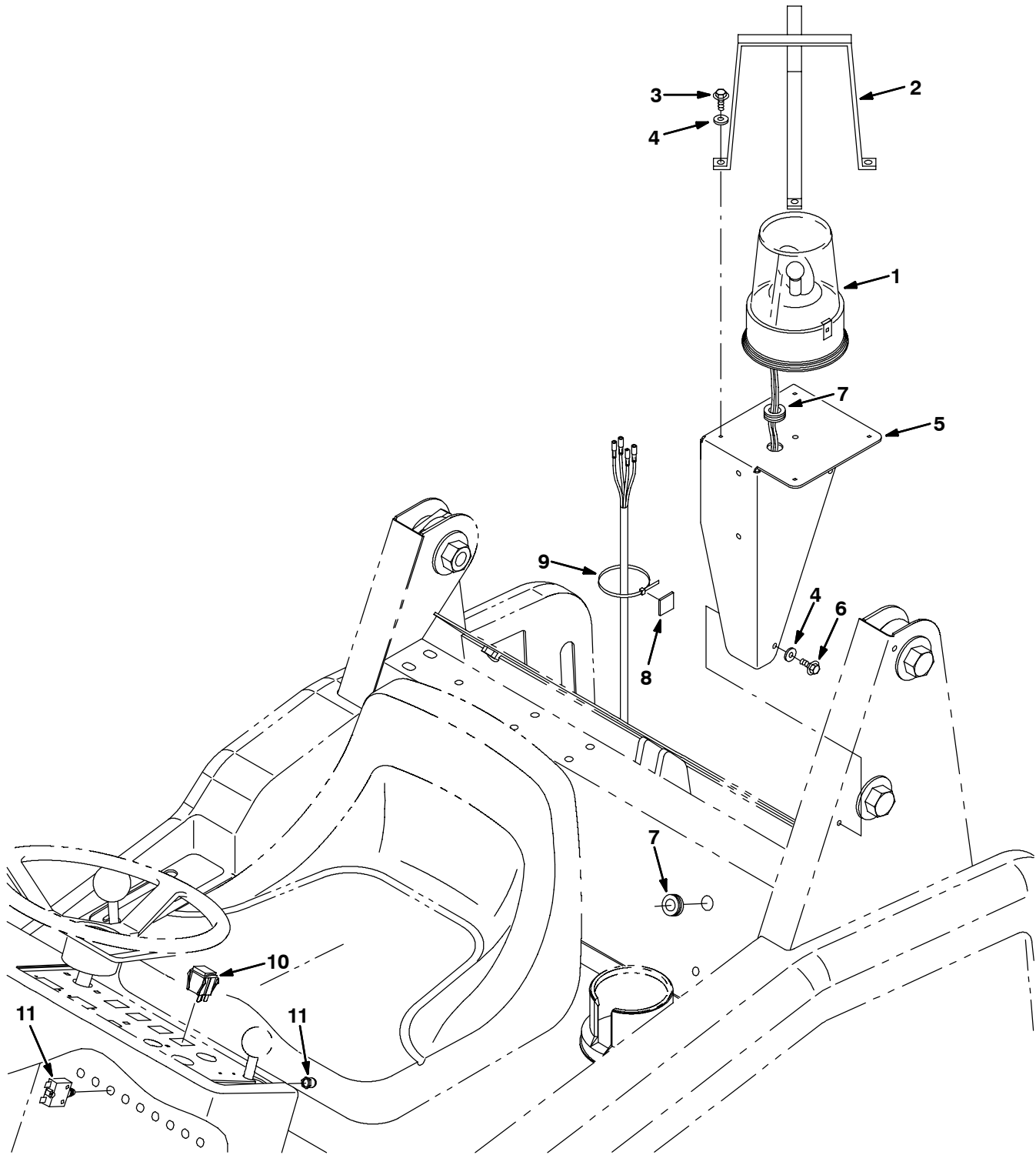
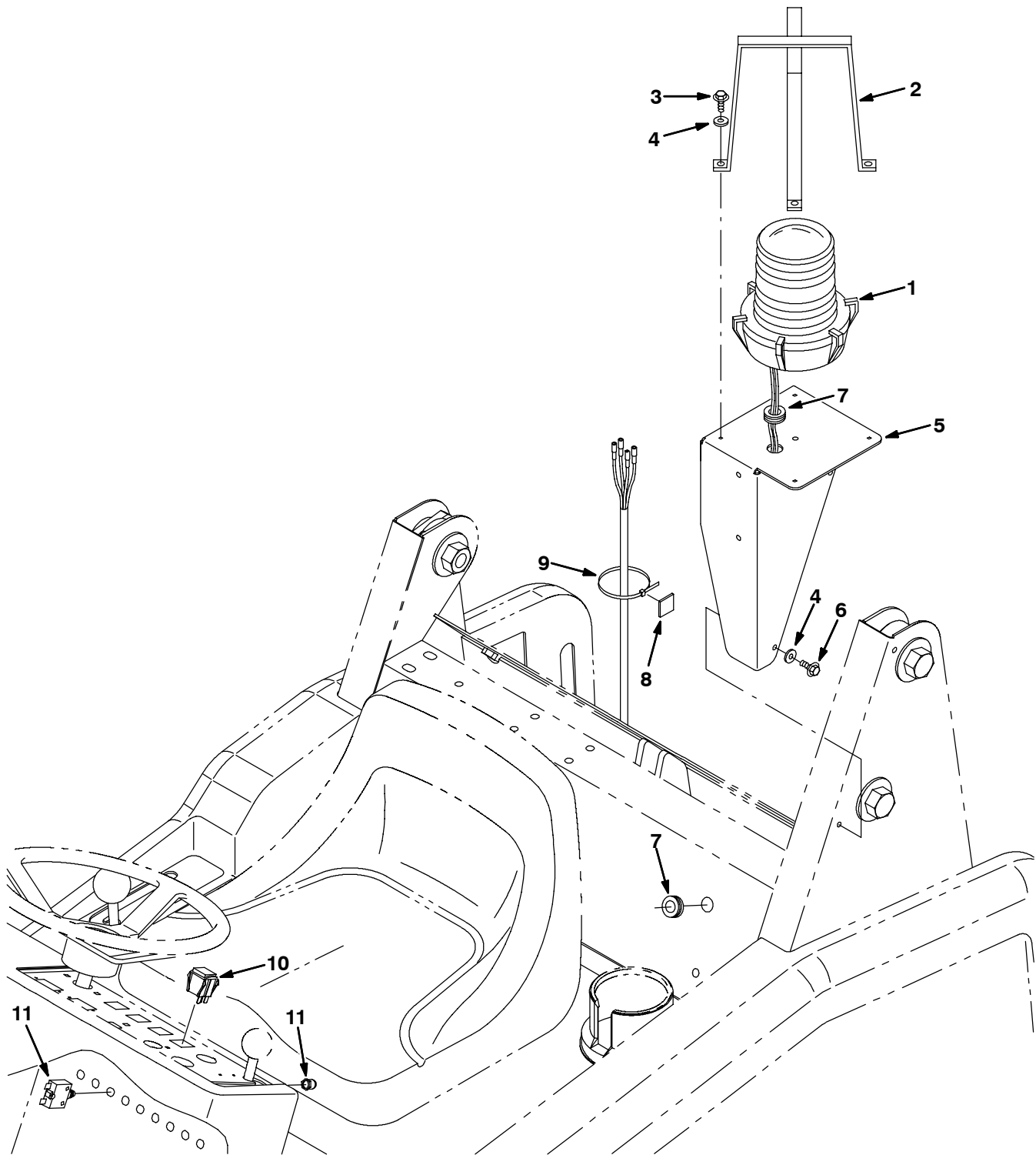


Fig. 3 - Revolving Light Kit

	Ref.	Part No.	Serial Number	Description	Qty.
▽		384139	(000000-	) Kit, Light, Revl, 12Vdc, 6200	1
▲▽	1	383980	(000000-	) Lamp, Revl, Amb, 12Vdc Rework	1
▲▲		44681-1	(000000-	) Lens,Rev.Light,Amber	1
▲▲		45799	(000000-	) Lamp	1
▲	2	45272	(000000-	) Guard, Lamp	1
▲	3	12459	(000000-	) Screw, Hex, Fmg, M06-1.0 X 20	4
▲	4	32490	(000000-	) Washer, Flat, .25 Hard	6
▲	5	384165	(000000-	) Angle, Mtg, Light	1
▲	6	361339	(000000-	) Screw, Hex 6X 1.0 16 Pltd	2
▲	7	10632-2	(000000-	) Grommet, Rubber	2
▲	8	55248	(000000-	) Mount, Cable Tie	1
▲	9	49266	(000000-	) Tie, Cable 1.75D Max 7.50Lg	1
▲	10	360520	(000000-	) Switch, Rocker, Spdt, 3Pos	1
▲	11	383722	(000000-	) Circuitbreaker, 15Amp	1
		44681	(000000-	) Lens,Rev.Light,Red	1
		44681-2	(000000-	) Lens,Rev.Light,Blue	1

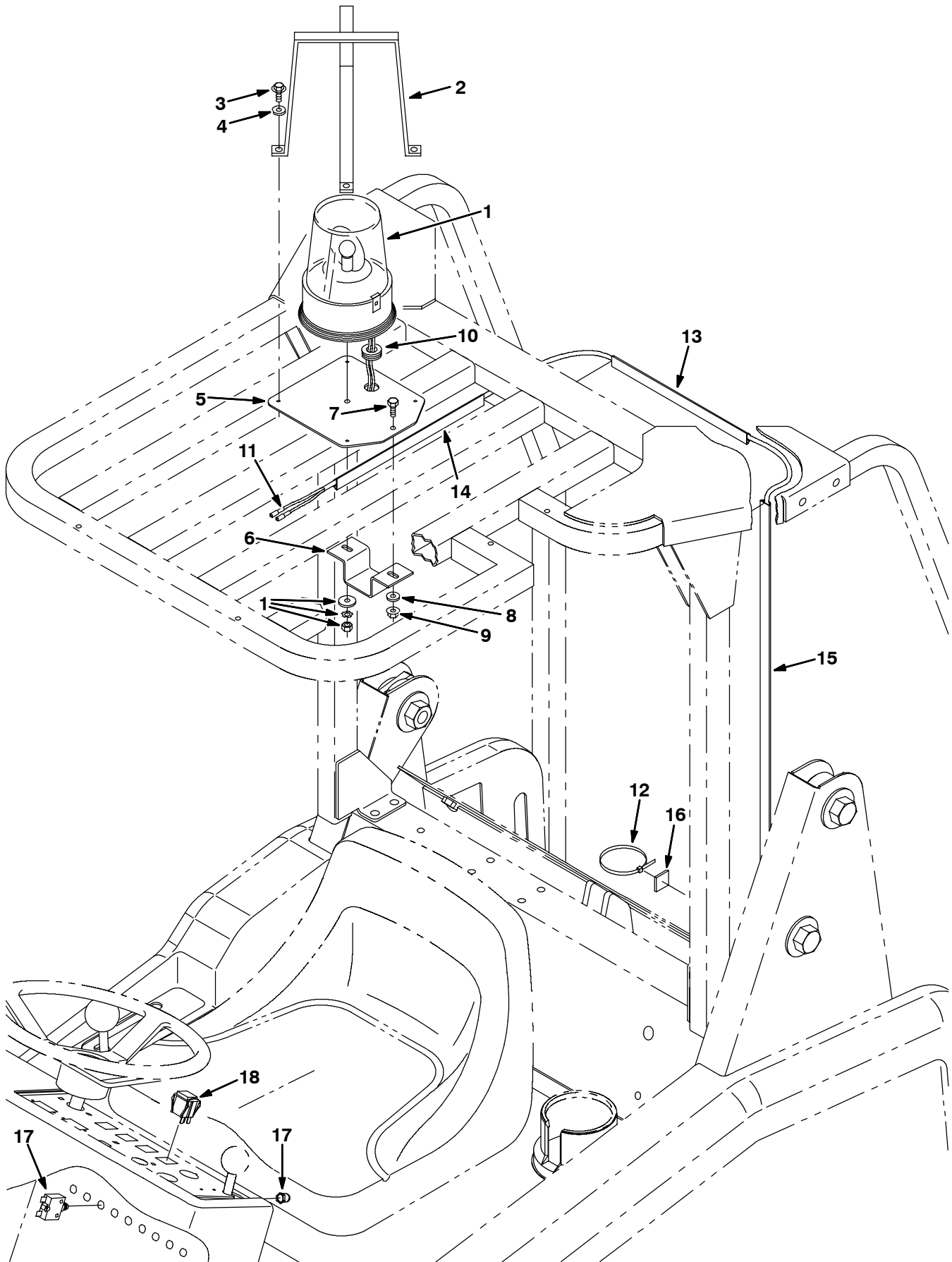
Fig. 4 - Flashing Light Kit



**Fig. 4 - Flashing Light Kit**

	<b>Ref.</b>	<b>Part No.</b>	<b>Serial Number</b>	<b>Description</b>	<b>Qty.</b>
▽		384137	(000000-	) Kit, Light, Flsh, 12Vdc, 6200	1
▲▽	1	02255	(000000-	) Lamp, Flsh, Amb, 12Vdc Rework	1
▲▲		58520	(000000-	) Lens,Flashing Lite Fr207 Amber	1
▲▲		45779	(000000-	) Lamp	1
▲	2	45272	(000000-	) Guard, Lamp	1
▲	3	12459	(000000-	) Screw, Hex, Fmg, M06-1.0 X 20	4
▲	4	32490	(000000-	) Washer, Flat, .25 Hard	6
▲	5	384165	(000000-	) Angle, Mtg, Light	1
▲	6	361339	(000000-	) Screw, Hex 6X 1.0 16 Pltd	2
▲	7	10632-2	(000000-	) Grommet, Rubber	2
▲	8	55248	(000000-	) Mount, Cable Tie	1
▲	9	49266	(000000-	) Tie, Cable 1.75D Max 7.50Lg	1
▲	10	360520	(000000-	) Switch, Rocker, Spdt, 3Pos	1
▲	11	383722	(000000-	) Circuitbreaker, 15Amp	1
		58518	(000000-	) Lens,Flashing Lite Fr207 Red	1
		58519	(000000-	) Lens,Flashing Lite Fr207 Blue	1

Fig. 5 - Revolving Light Kit, Overhead Guard

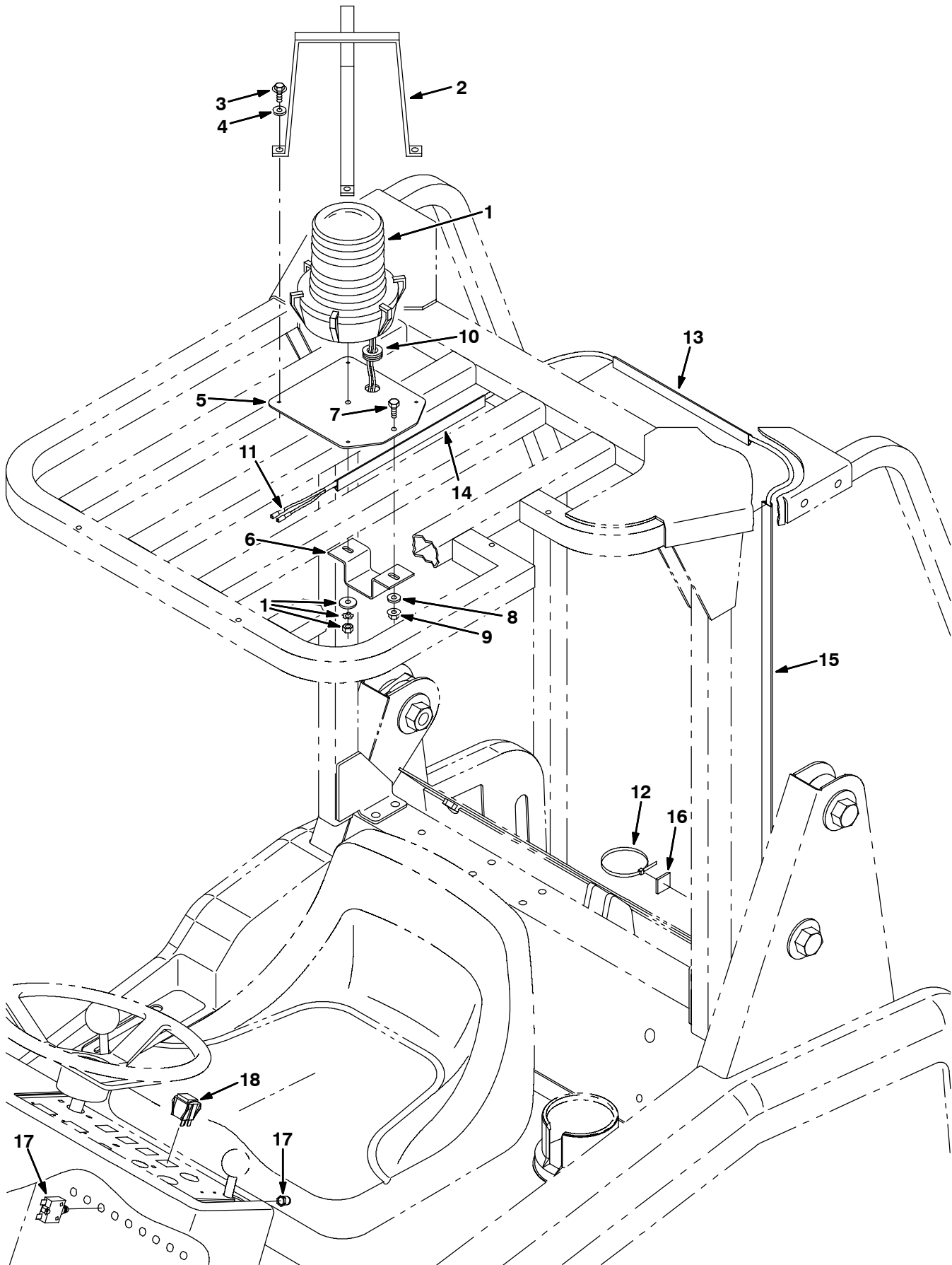




**Fig. 5 - Revolving Light Kit, Overhead Guard**

	<b>Ref.</b>	<b>Part No.</b>	<b>Serial Number</b>	<b>Description</b>	<b>Qty.</b>
▽		384135	(000000-	) Kit, Light, Revl, Ohg, 12Vdc	1
▲▽	1	383980	(000000-	) Lamp, Revl, Amb, 12Vdc Rework	1
▲▲		44681-1	(000000-	) Lens,Rev.Light,Amber	1
▲▲		45799	(000000-	) Lamp	1
▲	2	45272	(000000-	) Guard, Lamp	1
▲	3	12459	(000000-	) Screw, Hex, Fmg, M06-1.0 X 20	4
▲	4	32490	(000000-	) Washer, Flat, .25 Hard	4
▲	5	384145	(000000-	) Plate, Mtg, Light, Ohg	1
▲	6	384146	(000000-	) Channel, Mtg, Light, Ohg	1
▲	7	06942	(000000-	) Screw, Hex, M06-1.0 X 16, 8.8	1
▲	8	32483	(000000-	) Washer, Flat, .25 Sae	1
▲	9	07790	(000000-	) Nut, Hex, Flange, M06-1.0	1
▲	10	10632-2	(000000-	) Grommet, Rubber	1
▲	11	383942	(000000-	) Harness, Light, Revl, Ohg, 6200	1
▲	12	49266	(000000-	) Tie, Cable 1.75D Max 7.50Lg	2
▲	13	384021	(000000-	) Duct, Vinyl, 11.0L	1
▲	14	384020	(000000-	) Duct, Vinyl, 12.0L	1
▲	15	384019	(000000-	) Duct, Vinyl, 31.0L	1
▲	16	55248	(000000-	) Mount, Cable Tie	2
▲	17	383722	(000000-	) Circuitbreaker, 15Amp	1
▲	18	360520	(000000-	) Switch, Rocker, Spdt, 3Pos	1
		44681	(000000-	) Lens,Rev.Light,Red	1
		44681-2	(000000-	) Lens,Rev.Light,Blue	1

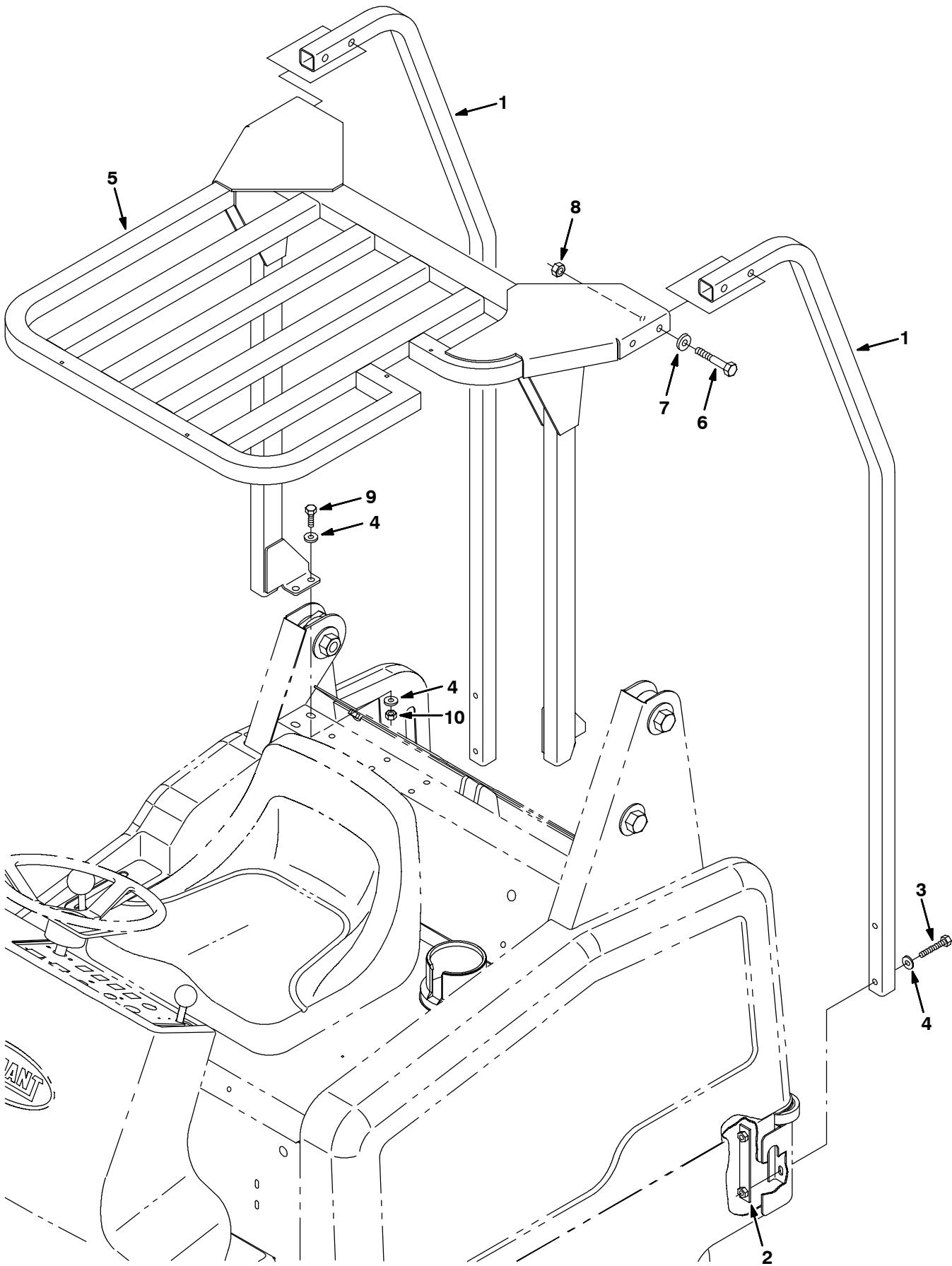
Fig. 6 - Flashing Light Kit, Overhead Guard



**Fig. 6 - Flashing Light Kit, Overhead Guard**

	<b>Ref.</b>	<b>Part No.</b>	<b>Serial Number</b>	<b>Description</b>	<b>Qty.</b>
▽		384133	(000000-	) Kit, Light, Flsh, Ohg, 12Vdc,	1
▲▽	1	02255	(000000-	) Lamp, Flsh, Amb, 12Vdc Rework	1
▲▲		58520	(000000-	) Lens,Flashing Lite Fr207 Amber	1
▲▲		45779	(000000-	) Lamp	1
▲	2	45272	(000000-	) Guard, Lamp	1
▲	3	12459	(000000-	) Screw, Hex, Fmg, M06-1.0 X 20	4
▲	4	32490	(000000-	) Washer, Flat, .25 Hard	4
▲	5	384145	(000000-	) Plate, Mtg, Light, Ohg	1
▲	6	384146	(000000-	) Channel, Mtg, Light, Ohg	1
▲	7	06942	(000000-	) Screw, Hex, M06-1.0 X 16, 8.8	1
▲	8	32483	(000000-	) Washer, Flat, .25 Sae	1
▲	9	07790	(000000-	) Nut, Hex, Flange, M06-1.0	1
▲	10	10632-2	(000000-	) Grommet, Rubber	1
▲	11	383942	(000000-	) Harness, Light, Revl, Ohg, 6200	1
▲	12	49266	(000000-	) Tie, Cable 1.75D Max 7.50Lg	2
▲	13	384021	(000000-	) Duct, Vinyl, 11.0L	1
▲	14	384020	(000000-	) Duct, Vinyl, 12.0L	1
▲	15	384019	(000000-	) Duct, Vinyl, 31.0L	1
▲	16	55248	(000000-	) Mount, Cable Tie	2
▲	17	383722	(000000-	) Circuitbreaker, 15Amp	1
▲	18	360520	(000000-	) Switch, Rocker, Spdt, 3Pos	1
		58518	(000000-	) Lens,Flashing Lite Fr207 Red	1
		58519	(000000-	) Lens,Flashing Lite Fr207 Blue	1

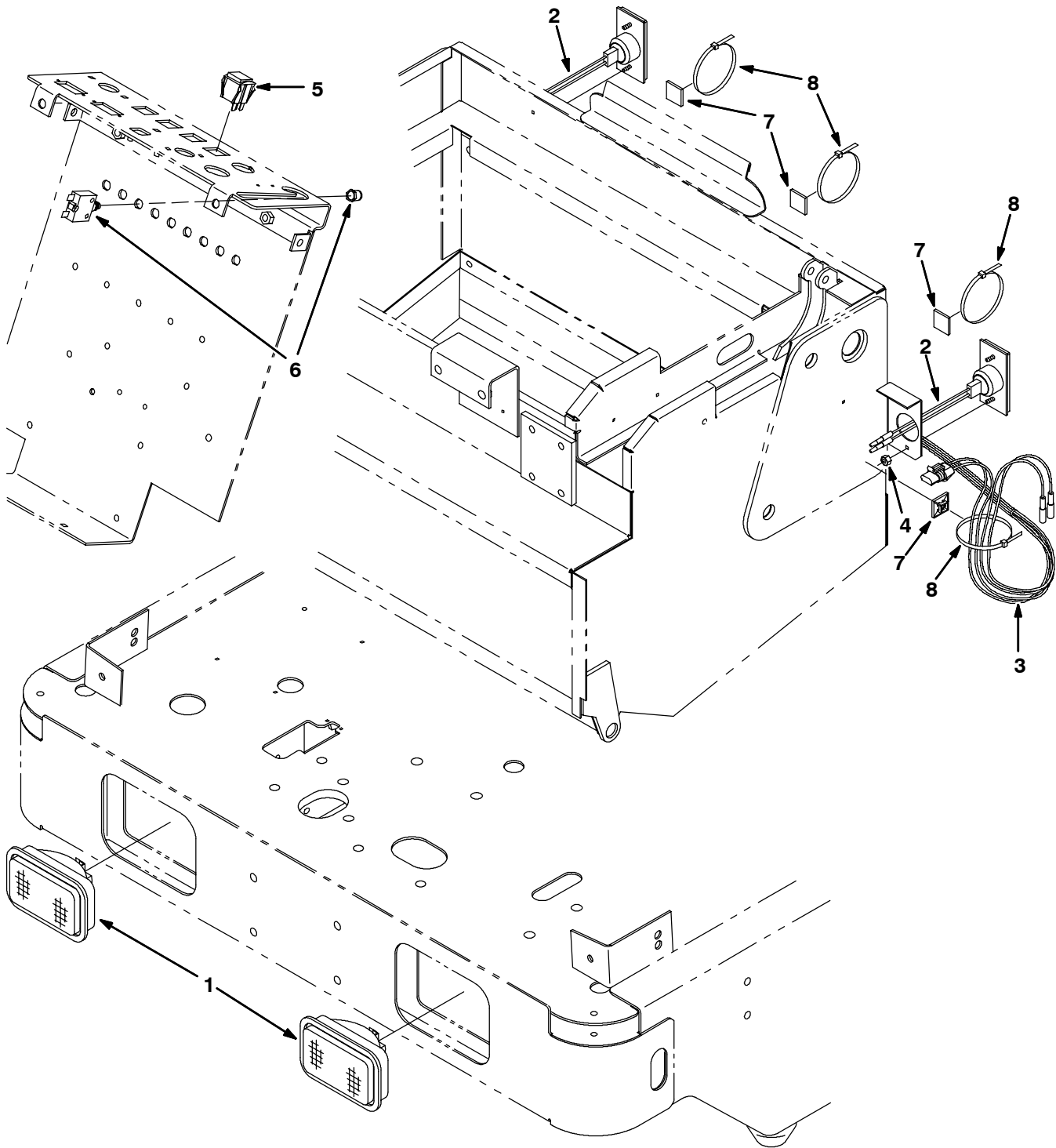
Fig. 7 - Overhead Guard Kit



**Fig. 7 - Overhead Guard Kit**

	<b>Ref.</b>	<b>Part No.</b>	<b>Serial Number</b>	<b>Description</b>	<b>Qty.</b>
▽		384188	(000000-	) Kit, Ohg, 6200	1
▲	1	383668	(000000-	) Leg, Ohg, Rear, Paint	2
▲	2	384183	(000000-	) Plate, Ohg, Leg, Rear	2
▲	3	06963	(000000-	) Screw, Hex, M10-1.5 X 60, 8.8	4
▲	4	32485	(000000-	) Washer, Flat, .38 Sae	12
▲	5	384170	(000000-	) Guard Wldt, Ohg, Top	1
▲	6	33950	(000000-	) Screw, Hex, M12-1.75 X 80, Ss	4
▲	7	32486	(000000-	) Washer, Flat, .50 Sae	4
▲	8	08711	(000000-	) Nut, Hex, Lock, M12-1.75,NI	4
▲	9	03192	(000000-	) Screw, Hex, M10-1.5 X 30, 8.8	4
▲	10	41430	(000000-	) Nut, Hex, Lock, M10-1.5, NI	4

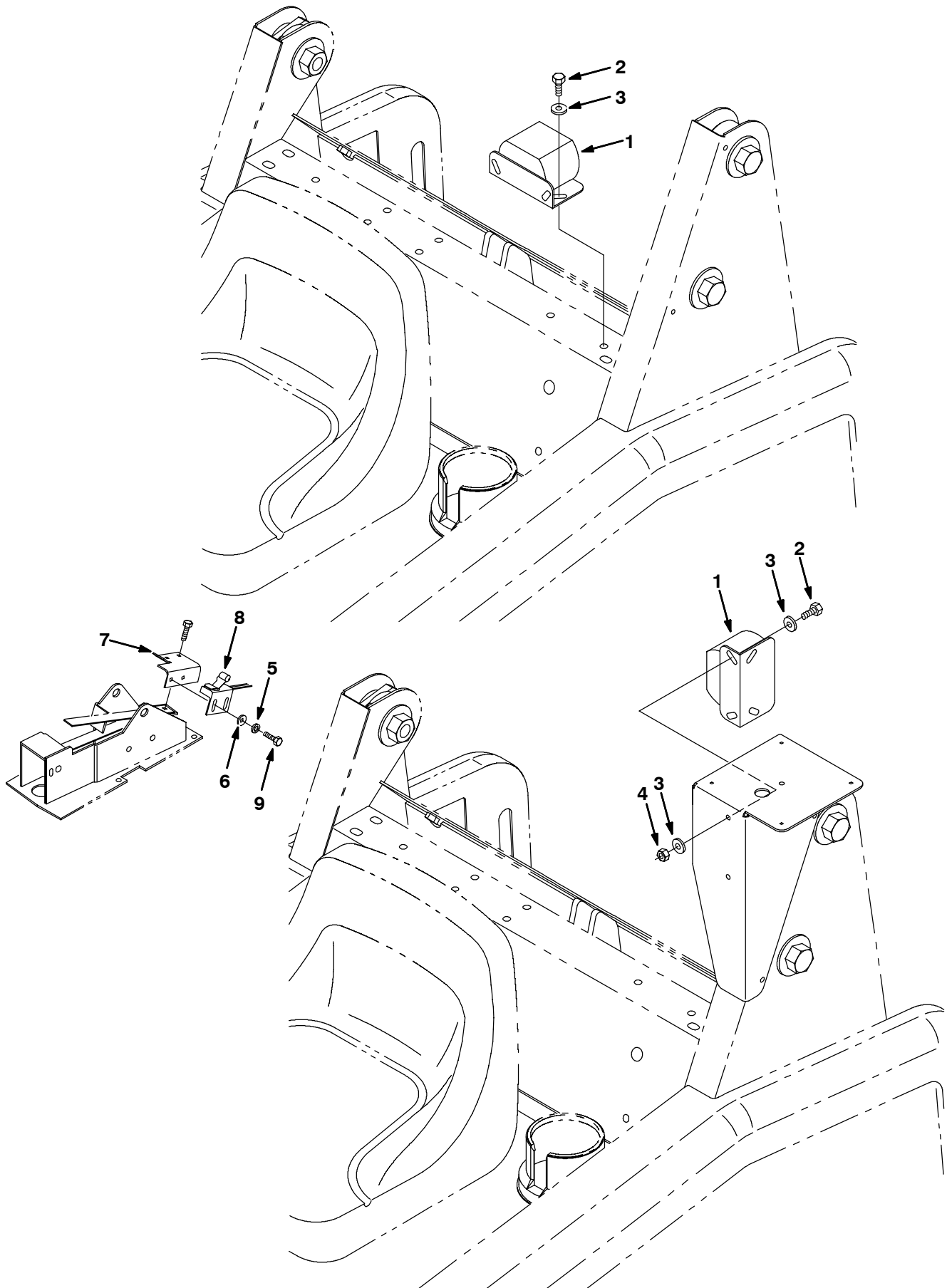
Fig. 8 - Light Kit



**Fig. 8 - Light Kit**

	<b>Ref.</b>	<b>Part No.</b>	<b>Serial Number</b>	<b>Description</b>	<b>Qty.</b>
▽		384063	(000000-	) Kit, Headlight, Taillight, 12V	1
▲▽	1	383837	(000000-	) Headlight, 12Vdc	2
▲▲		45779	(000000-	) Lamp	1
▲▽	2	87346	(000000-	) Light Assy Tail	2
▲▲		87948	(000000-	) Lamp	1
▲▲		87949	(000000-	) Lampholder	1
▲	3	383836	(000000-	) Harness, Taillight, 6200	1
▲	4	01713	(000000-	) Nut, Hex, Std, #10-32, G2	4
▲	5	360520	(000000-	) Switch, Rocker, Spdt, 3Pos	1
▲	6	383722	(000000-	) Circuitbreaker, 15Amp	1
▲	7	55248	(000000-	) Mount, Cable Tie	5
▲	8	49266	(000000-	) Tie, Cable 1.75D Max 7.50Lg	5

Fig. 9 - Backup Alarm Kit

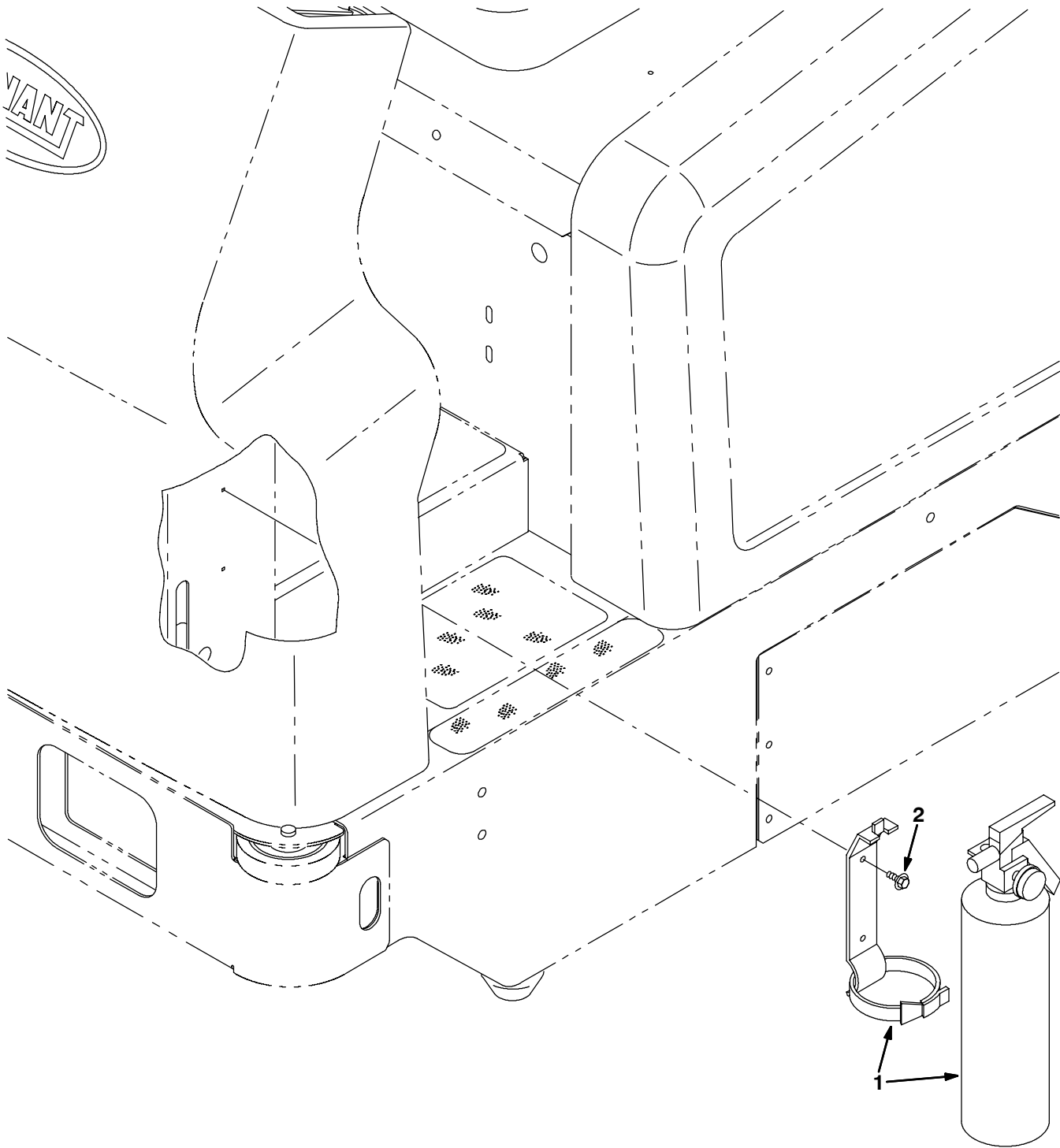




**Fig. 9 - Backup Alarm Kit**

	<b>Ref.</b>	<b>Part No.</b>	<b>Serial Number</b>	<b>Description</b>	<b>Qty.</b>
▽		384131	(000000-	) Kit, Alarm, Backup, 12Vdc 6200	1
▲	1	83161	(000000-	) Kit, Horn, Back-Up Alarm	1
▲	2	16931	(000000-	) Screw, Hex, M08-1.25 X 20, 8.8	2
▲	3	32491	(000000-	) Washer, Flat, .31 Hard	4
▲	4	08709	(000000-	) Nut, Hex, Lock, M08-1.25,NI	2
▲	5	32980	(000000-	) Washer, Lock, Int, #10	2
▲	6	19066	(000000-	) Washer, Flat, #10	2
▲	7	83265	(000000-	) Bracket, Mtg, Switch	1
▲	8	59965	(000000-	) Switch, Roller	1
▲	9	12312	(000000-	) Screw, Hex, M05-0.8 X 12, 8.8	2

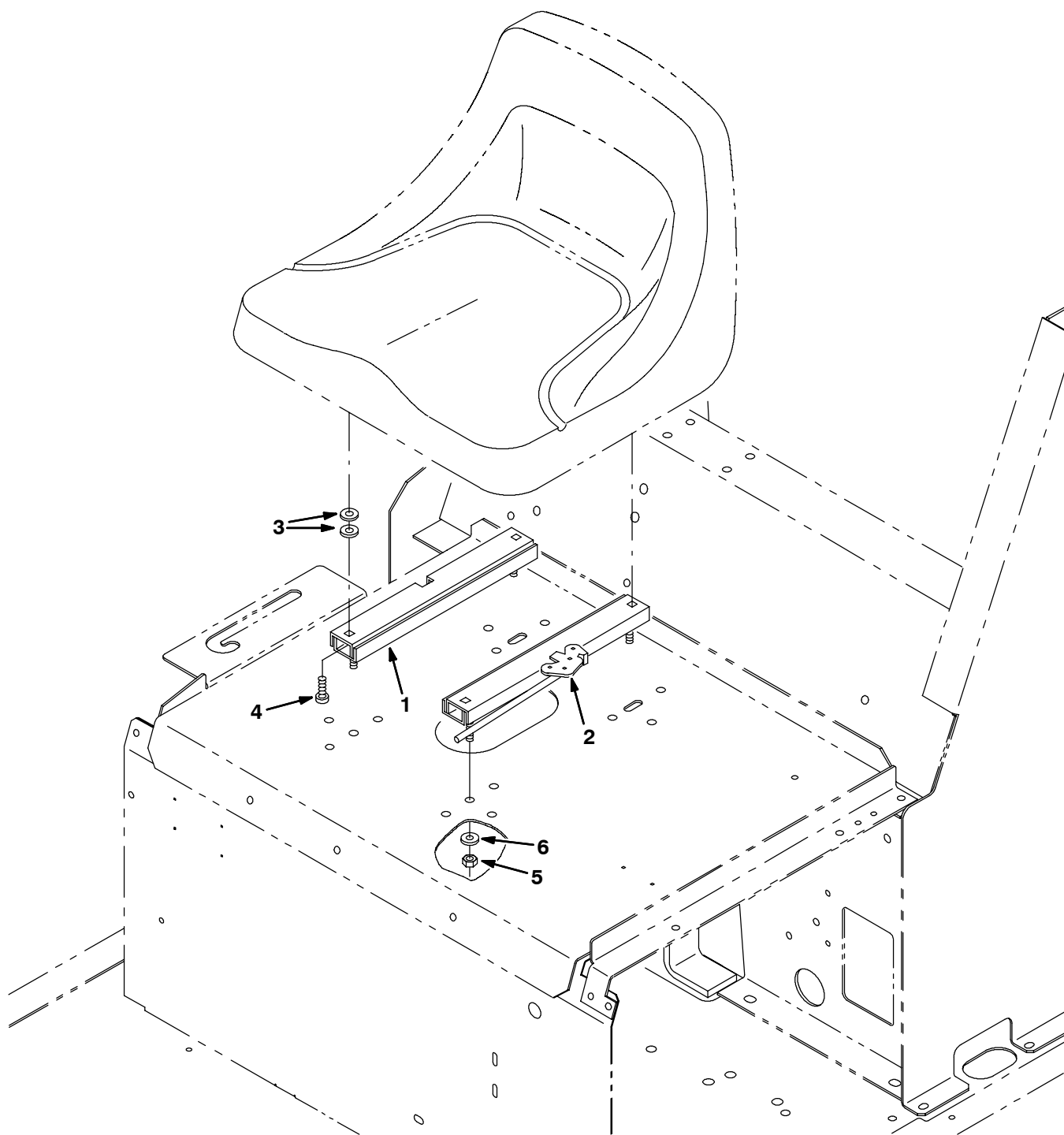
**Fig. 10 - Fire Extinguisher Kit**



352888 - NA

Ref.	Part No.	Serial Number	Description	Qty.
▽	384149	(000000-	) Kit, Extinguisher, Fire, 6200	1
▲	1 25312	(000000-	) Extinguisher, Fire	1
▲	2 223198	(000000-	) Screw, Hex	2

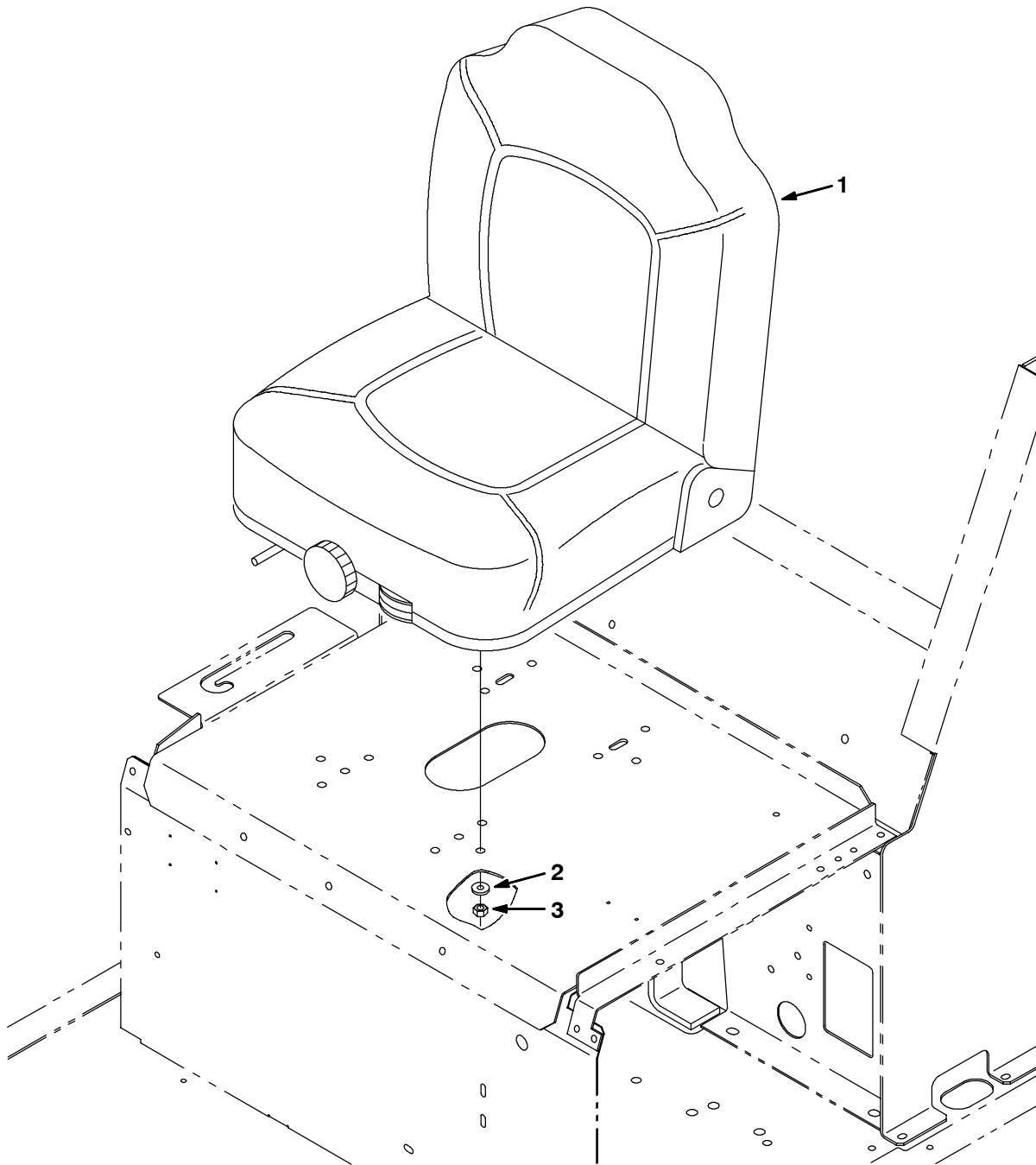
Fig. 11 - Seat Slide Kit



352890 - NA, CE

Ref.	Part No.	Serial Number	Description	Qty.
▽	383971	(000000-	) Kit, Rail, Slide, Seat	1
▲	1 360369	(000000-	) Rail	1
▲	2 360370	(000000-	) Rail	1
▲	3 69461	(000000-	) Washer	8
▲	4 25537	(000000-	) Screw, Pan, .31-18 X 0.75, G1	4
▲	5 32983	(000000-	) Nut, Hex, Lock, .31-18, NI	4
▲	6 32491	(000000-	) Washer, Flat, .31 Hard	4

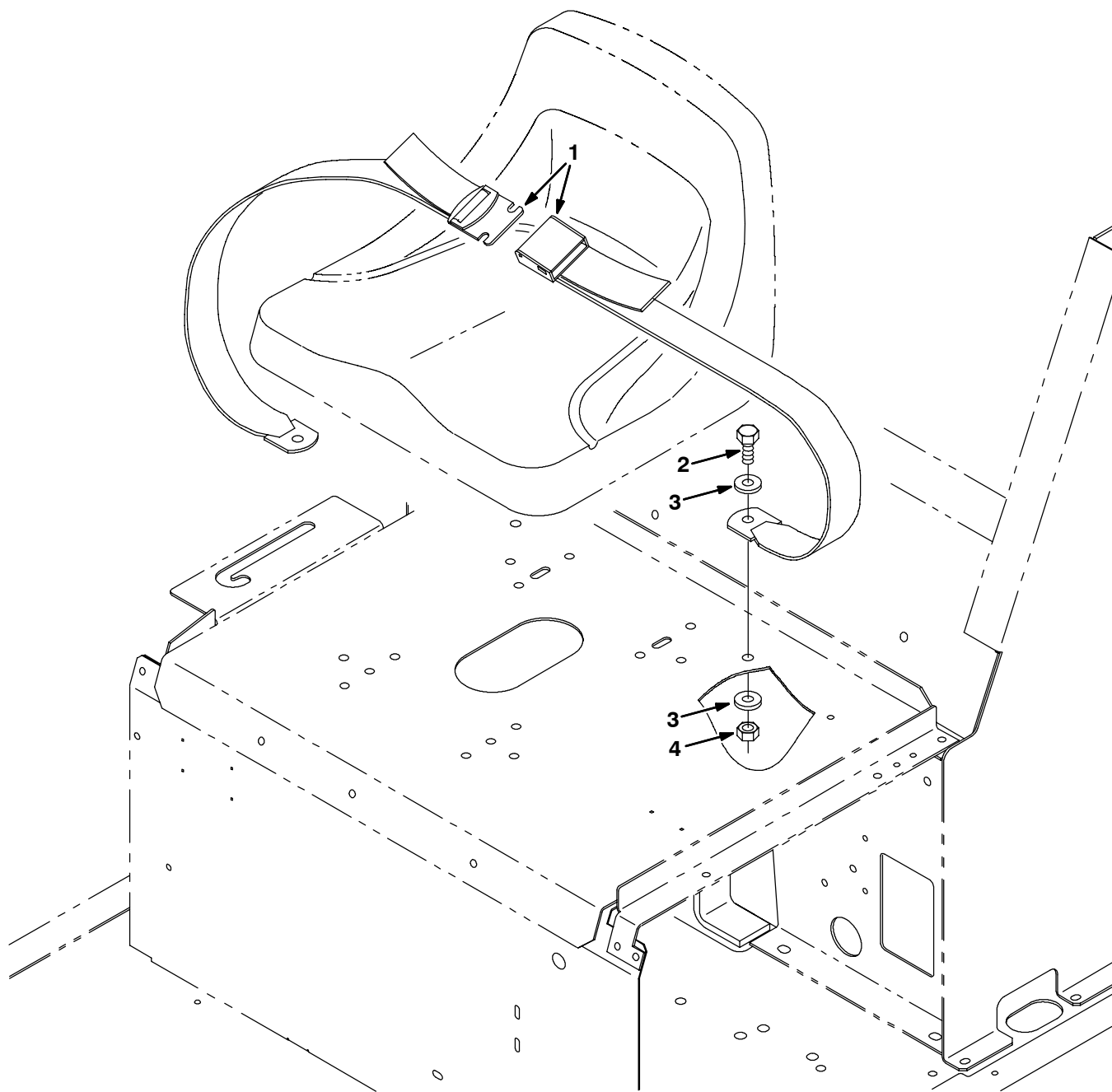
**Fig. 12 - Suspension Seat Kit**



352892 - NA, CE

Ref.	Part No.	Serial Number	Description	Qty.
▽	383969	(000000-	) Kit, Seat, Suspension	1
▲	1 223595	(000000-	) Seat, Suspension	1
▲	2 32491	(000000-	) Washer, Flat, .31 Hard	4
▲	3 32983	(000000-	) Nut, Hex, Lock, .31-18, NI	4

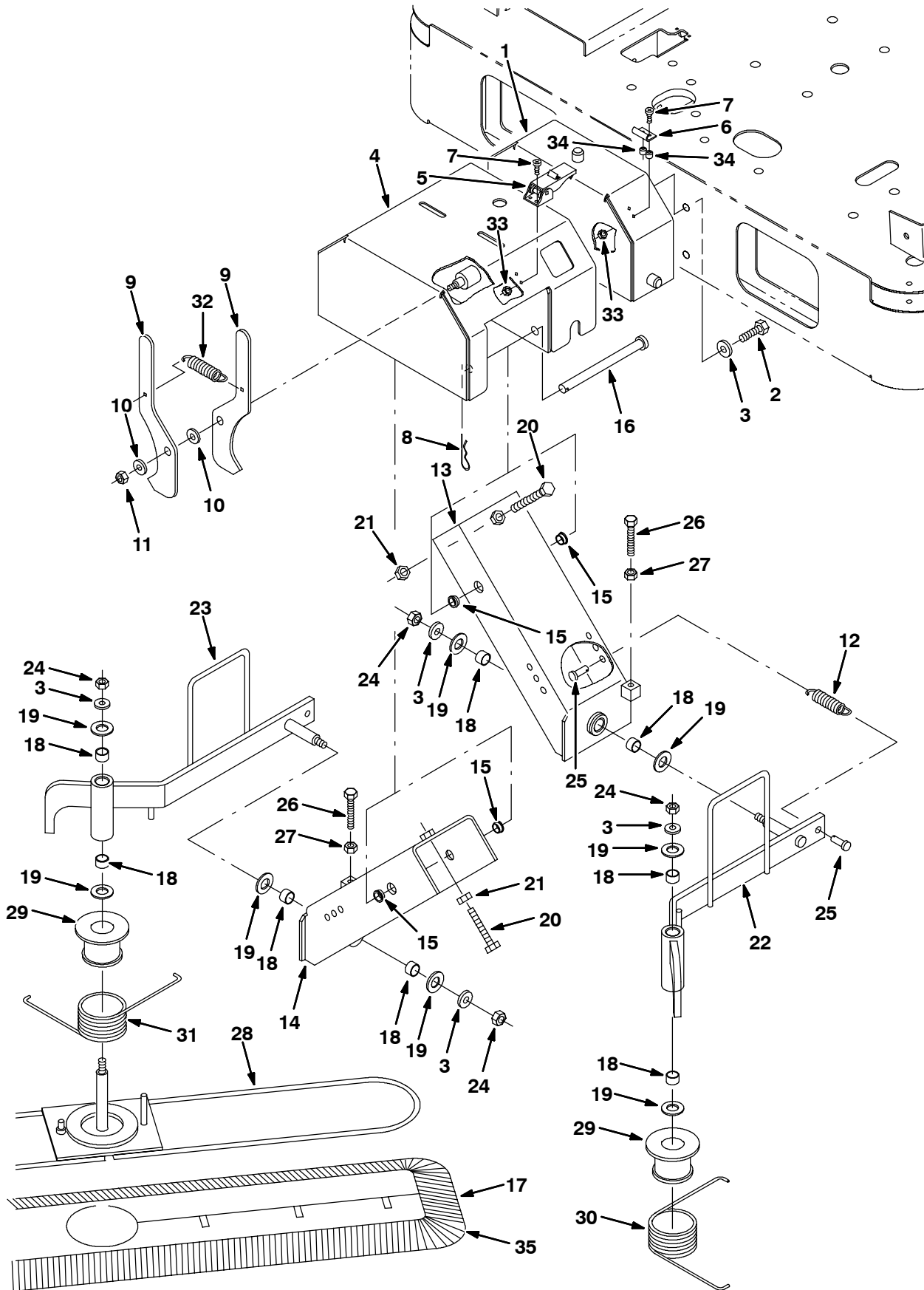
Fig. 13 - Seat Belt Kit



352912 - NA, CE

Ref.	Part No.	Serial Number	Description	Qty.
▽	384036	(000000-	) Seatbelt Kit 6200	1
▲	1 30533	(000000-	) Belt, Seat	1
▲	2 41345	(000000-	) Screw, Hex, M12-1.75 X 25, 8.8	2
▲	3 32486	(000000-	) Washer, Flat, .50 Sae	4
▲	4 08711	(000000-	) Nut, Hex, Lock, M12-1.75,NI	2

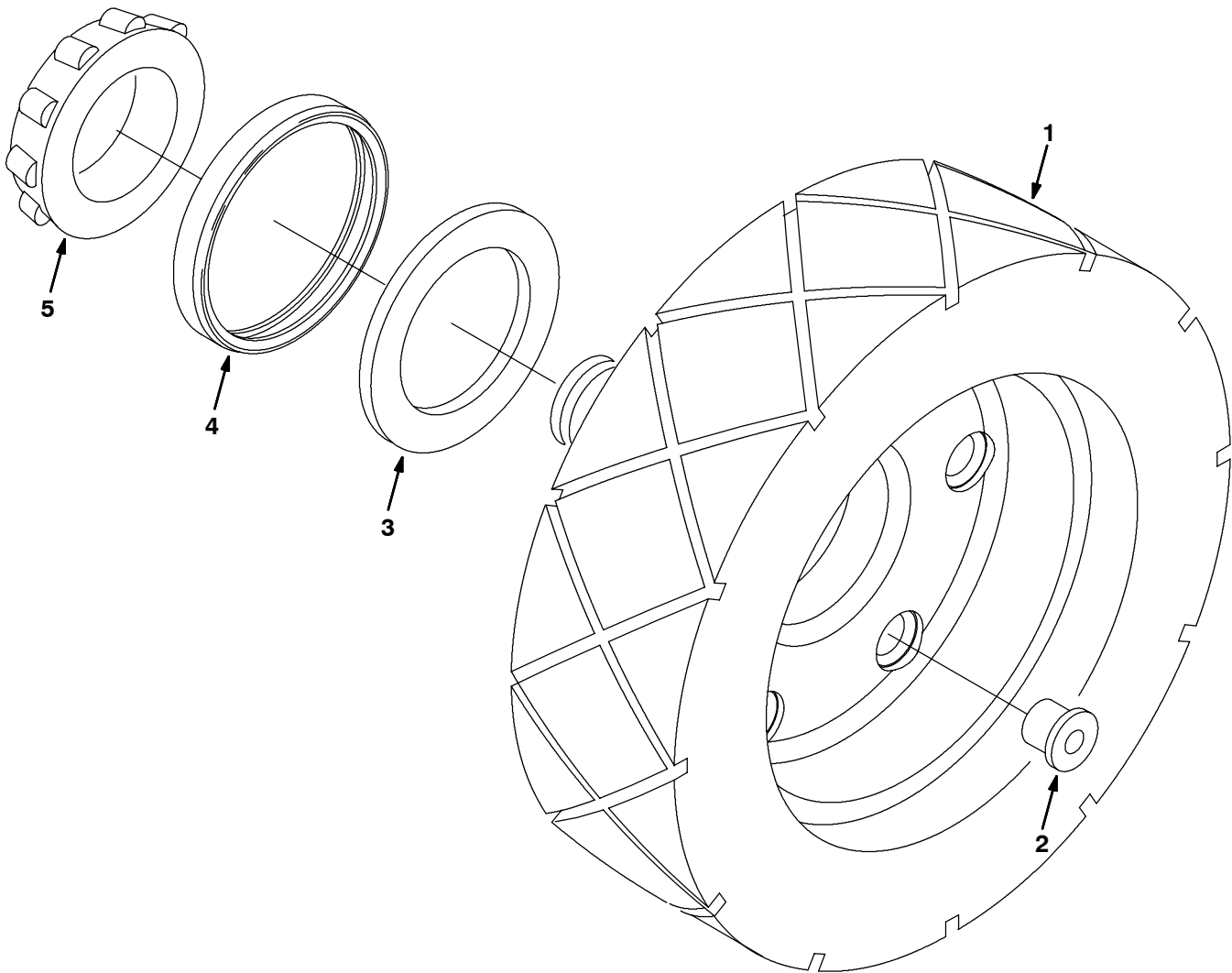
Fig. 14 - Quick Mop Kit



**Fig. 14 - Quick Mop Kit**

	<b>Ref.</b>	<b>Part No.</b>	<b>Serial Number</b>	<b>Description</b>	<b>Qty.</b>
▽		383997	(000000-	) Kit, Mop, V, 6200	1
▲	1	384246	(000000-	) Bumper Wldt, V-Mop	1
▲	2	39283	(000000-	) Screw, Hex, M10-1.5 X 25, 8.8	4
▲	3	32492	(000000-	) Washer, Flat, .38 Hard	8
▲	4	384247	(000000-	) Housing Wldt, V-Mop	1
▲	5	384416	(000000-	) Latch, Door	1
▲	6	384419	(000000-	) Bracket, Keeper	1
▲	7	49697	(000000-	) Screw, Pan, M04-0.7 X 10, Ss	8
▲	8	02942	(000000-	) Pin, Hair Cotter	2
▲	9	83338	(000000-	) Plate, Latch	2
▲	10	86860	(000000-	) Bearing, Thrust	2
▲	11	08709	(000000-	) Nut, Hex, Lock, M08-1.25,NI	1
▲	12	15047	(000000-	) Spring, Extension	2
▲	13	83313	(000000-	) Channel Wldt, Lift Lh	1
▲	14	83315	(000000-	) Channel Wldt, Lift Rh	1
▲	15	15648	(000000-	) Bearing, Flange	4
▲	16	51225-1	(000000-	) Pin, Clevis	2
▲	17	83347	(000000-	) Mop, V Dust	2
▲	18	07449	(000000-	) Bearing, Fiberglide	8
▲	19	64425	(000000-	) Washer	8
▲	20	76438	(000000-	) Screw, Hex, M10-1.5 X 90, FI	2
▲	21	39312	(000000-	) Nut, Hex, Std, M10-1.5	2
▲	22	83318	(000000-	) Arm Wldt, Lift, Mop, V	1
▲	23	83324	(000000-	) Arm Wldt, Lift, Rh	1
▲	24	41430	(000000-	) Nut, Hex, Lock, M10-1.5, NI	4
▲	25	39019	(000000-	) Pin, Clevis	4
▲	26	363976	(000000-	) Scr-Hex M 8X1.25 60 Full Th	2
▲	27	39311	(000000-	) Nut, Hex, Std, M08-1.25	2
▲	28	83325	(000000-	) Frame Wldt, V-Mop	2
▲	29	83332	(000000-	) Spacer, Spring	2
▲	30	80317	(000000-	) Spring, Torsion	1
▲	31	80318	(000000-	) Spring, Torsion	1
▲	32	87816	(000000-	) Spring, Extension	1
▲	33	02850	(000000-	) Nut, Hex, Lock, M04-0.7	8
▲	34	65441	(000000-	) Spacer	4
	35	83348	(000000-	) Mop, V Dust	2

**Fig. 15 - Solid Non-Marking Tire Assembly, Front**



352894 - NA, CE

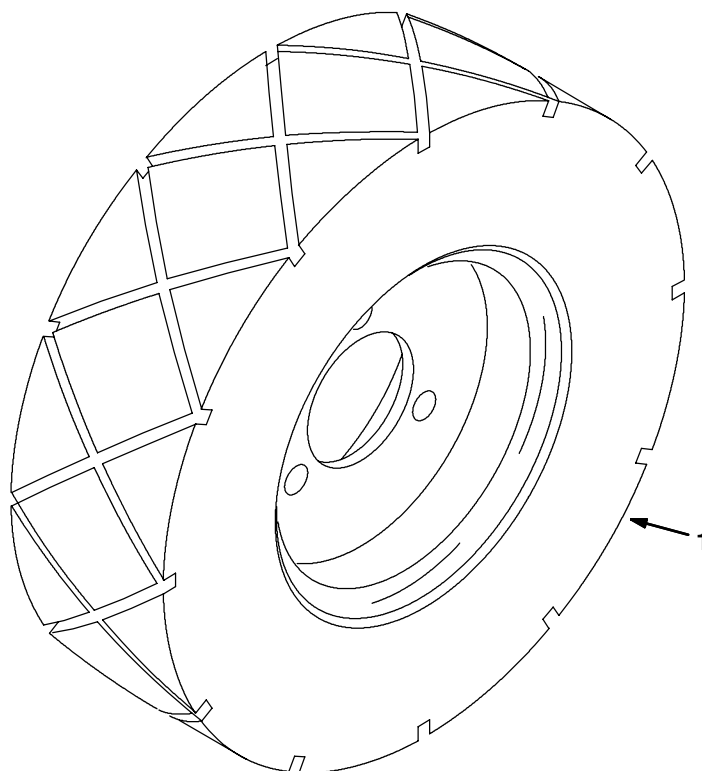
Ref.	Part No.	Serial Number	Description	Qty.
▽	<del>223559</del>	(000000-	) Wheel Assy, Front	1
▲	1 <del>223196</del>	(000000-	) Wheel, Front	1
▲	2 223181	(000000-	) Isolator	6
▲	3 223193	(000000-	) Washer	1
▲	4 223631	(000000-	) Seal	1
▲	5 223168	(000000-	) Bearing, Cone	1

1048380

1036685



Fig. 16 - Solid Non-Marking Tire Assembly, Rear



352896 - NA, CE

Ref.	Part No.	Serial Number	Description	Qty.
1	385766	(000000-	) Tire Assy, Solid, Rear Non Mark 12.0 X 3.5	2

**Fig. 17 - Documentation Group**

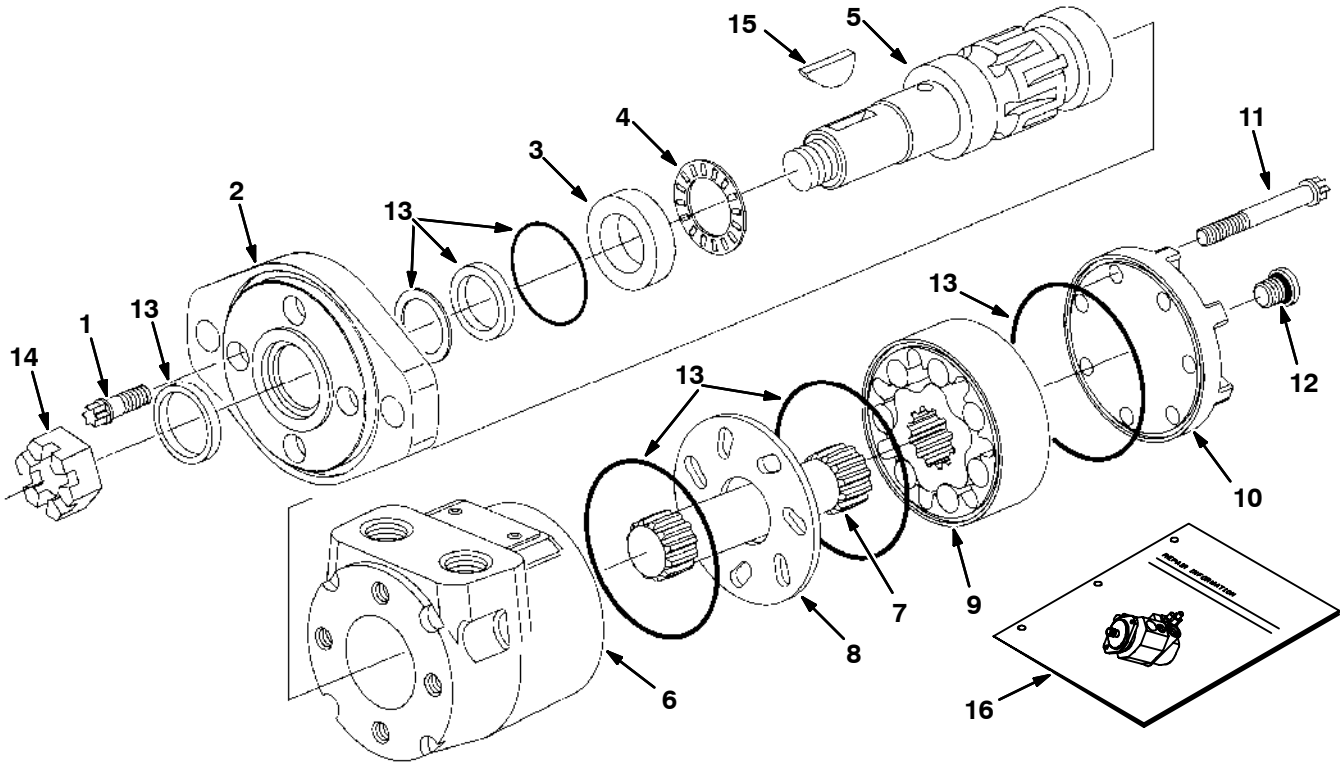
07501 - G, LP, NA

<b>Ref.</b>	<b>Part No.</b>	<b>Serial Number</b>	<b>Description</b>	<b>Qty.</b>
	330370	(000000-	) Manual Pkg, 6200E	1
	330374	(000000-	) Manual Pkg, 6200E Jp	1
	330375	(000000-	) Manual, Service, 6200E	1
	1041855	(000000-	) Video, Oprtr, Dvd [6200]	1
	330372	(000000-	) Manual, Oprtr, 6200E Es Na	1
	330373	(000000-	) Manual, Oprtr, 6200E Fr Na	1
	371585	(000000-	) Manual, Eng Service, [Robin Eh340]	1

**SECTION 4**

<b>Contents</b>	<b>Page</b>
Fig. 1 - Hydraulic Motor Breakdown, 83452 . . . . .	4-2
Fig. 2 - Hydraulic Pump Breakdown, 83451 . . . . .	4-3
Fig. 3 - Hydraulic Control Valve Breakdown, 383806 . . . . .	4-4
Fig. 4 - Hydraulic Motor Breakdown, 383827 . . . . .	4-5

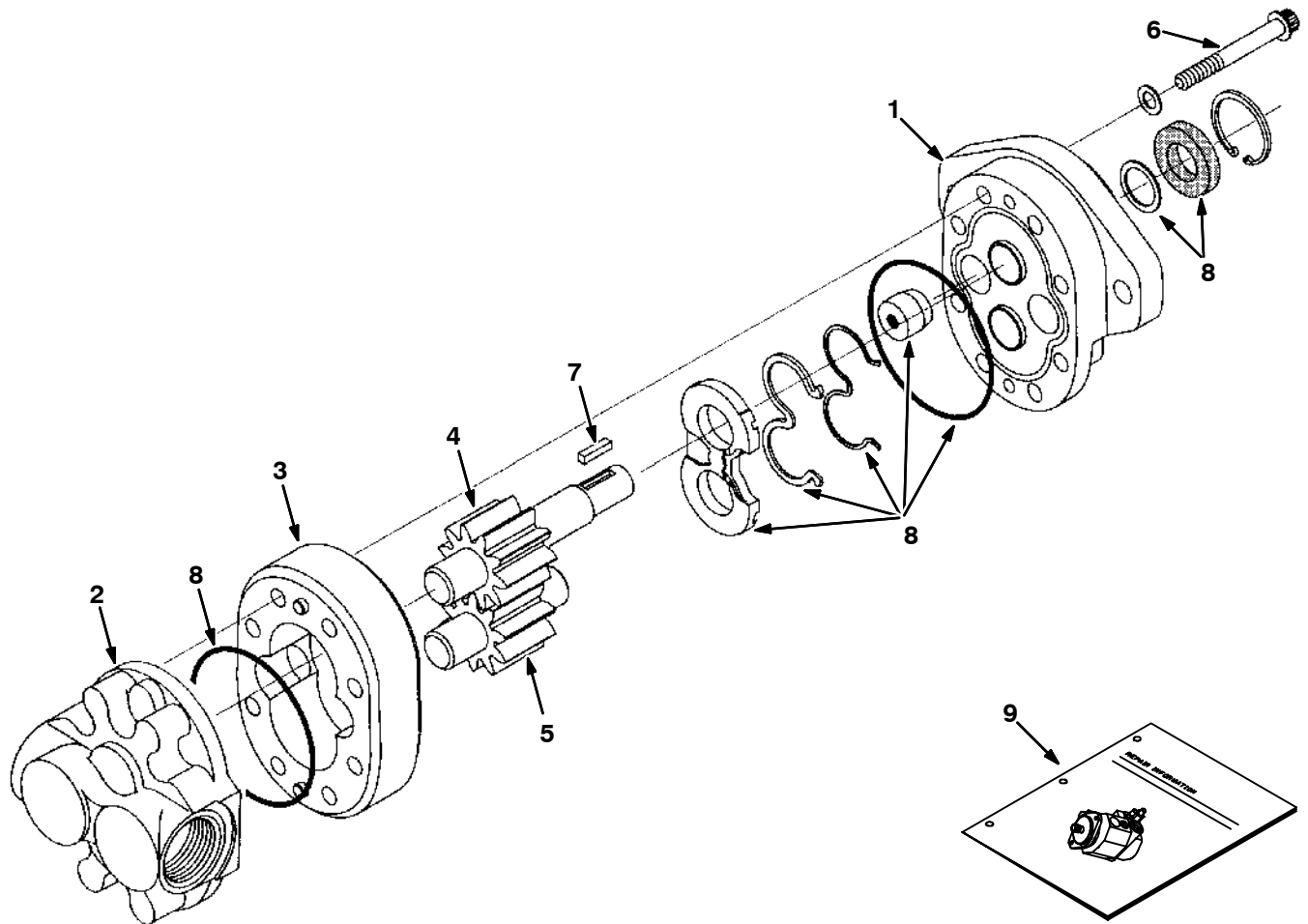
**Fig. 1 - Hydraulic Motor Breakdown, 83452**



353007 - IC

Ref.	Part No.	Serial Number	Description	Qty.	
▽	83452	(000000-	) Motor, Hyd Gear	1	
▲	1	37555	(000000-	) Screw	4
▲	2	763504	(000000-	) Flange, Mounting 2-Bolt	1
▲	3	16695	(000000-	) Race Thrust	1
▲	4	45628	(000000-	) Bearing, Thrust	1
▲	5	37617	(000000-	) Shaft, Output	1
▲	6	22655	(000000-	) Housing	1
▲	7	373344	(000000-	) Drive	1
▲	8	22658	(000000-	) Spacer Plate	1
▲	9	373343	(000000-	) Geroler S/A	1
▲	10	22660	(000000-	) End Cap	1
▲	11	21958	(000000-	) Cap, Screw	7
▲	12	74098	(000000-	) Plug	1
▲	13	22662	(000000-	) Seal Kit, Motor	1
▲	14	39527	(000000-	) Nut, Hex, Slotted	1
▲	15	00500-15	(000000-	) Key, Woodruff	1
▲	16	22661	(000000-	) Repair Info,Mtr	1

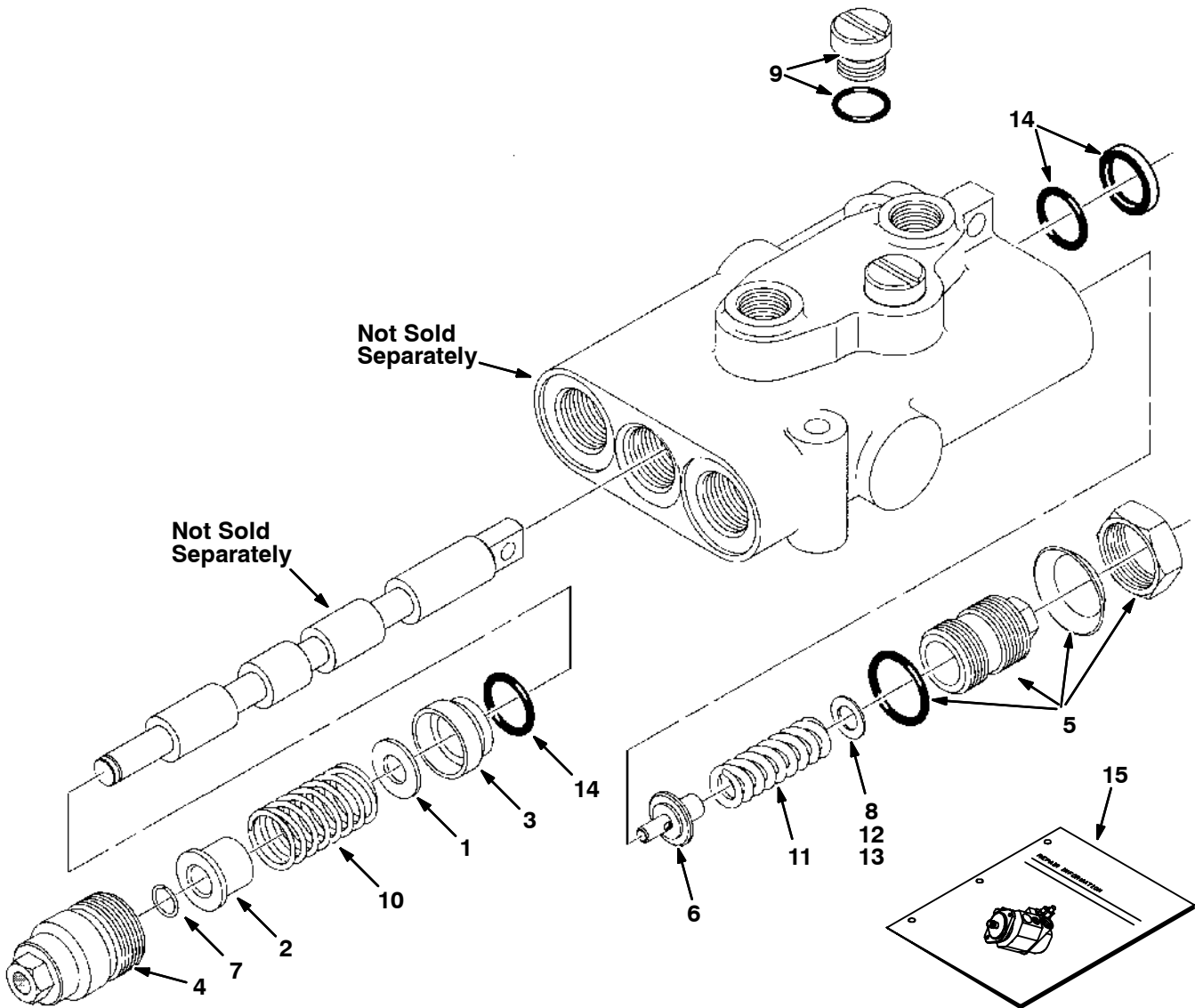
**Fig. 2 - Hydraulic Pump Breakdown, 83451**



352664 - IC

Ref.	Part No.	Serial Number	Description	Qty.
▽	83451	(000000-	) Pump, Hyd Gear	1
▲	1 373201	(000000-	) Frontplate Assy	1
▲	2 373202	(000000-	) Backplate Assy	1
▲	3 373285	(000000-	) Body S/A	1
▲	4 373300	(000000-	) Drive Gear S/A	1
▲	5 373286	(000000-	) Idler Gear S/A	1
▲	6 373301	(000000-	) Screw, Cap	8
▲	7 373302	(000000-	) Key	1
▲	8 373208	(000000-	) Seal Kit, Pump	1
▲	9 373207	(000000-	) Repair Info,Pmp	1

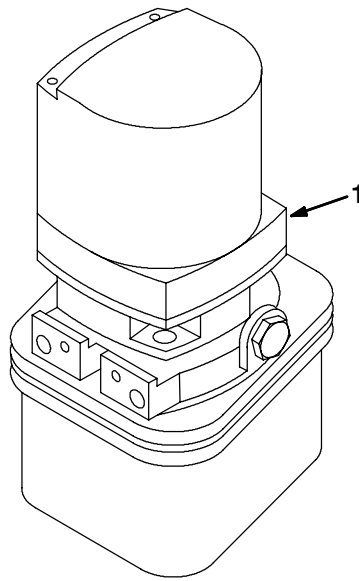
**Fig. 3 - Hydraulic Control Valve Breakdown, 383806**



352662 - IC

Ref.	Part No.	Serial Number	Description	Qty.
▽	383806	(000000-	) Valve, Hyd Cntrl Man	1
▲	1 79794	(000000-	) Washer	1
▲	2 79785	(000000-	) Spacer	1
▲	3 79788	(000000-	) Bushing	1
▲	4 79789	(000000-	) Cap	1
▲	5 79790	(000000-	) Plug Assembly	1
▲	6 22656	(000000-	) Poppet	1
▲	7 79792	(000000-	) Retainer, Ring	1
▲	8 79793	(000000-	) Shim .035 Thk	-
▲	9 79795	(000000-	) Plug & O-Ring	1
▲	10 79796	(000000-	) Spring	1
▲	11 79797	(000000-	) Spring	1
▲	12 79798	(000000-	) Shim .015 Thk	-
▲	13 79799	(000000-	) Shim .010 Thk	-
▲	14 79812	(000000-	) Seal Kit, Vlv	1
▲	15 79820	(000000-	) Instruction, Repair, Valve	1

**Fig. 4 - Hydraulic Motor Breakdown, 383827**



352874 - IC

	<b>Ref.</b>	<b>Part No.</b>	<b>Serial Number</b>	<b>Description</b>	<b>Qty.</b>
▽	1	383827	(000000-	) Pump, Assy, Hyd, 12V	1
▲		384044	(000000-	) Coupling	1
▲		384045	(000000-	) Pump Assy	1
▲		384046	(000000-	) Reservoir Assy	1
▲		384048	(000000-	) Motor, 12V	1
▲		25831	(000000-	) Connector	1
▲		78954	(000000-	) Connector, Wire Lock	1
▲		25836	(000000-	) Terminal, Metripk Female 10ga	3
▲		25829	(000000-	) Seal, Metripk Plug	3
▲		374189	(000000-	) Cap, Reservoir, Pump, Hyd	1





## SECTION 5

Contents	Page
Fig. 1 - Crankcase Group, Gasoline .....	5-2
Fig. 2 - Crankcase Group, LPG .....	5-4
Fig. 3 - Crankshaft and Piston Group .....	5-6
Fig. 4 - Intake and Exhaust Group .....	5-8
Fig. 5 - Air Cleaner Group, Gasoline .....	5-10
Fig. 6 - Air Cleaner Group, LPG .....	5-11
Fig. 7 - Housing Group .....	5-12
Fig. 8 - Governor and Carburetor Group .....	5-14
Fig. 9 - Ignition Group, Gasoline .....	5-16
Fig. 10 - Ignition Group, LPG .....	5-18
Fig. 11 - Flywheel Group, LPG .....	5-20
Fig. 12 - Starter Breakdown, 385966 .....	5-22
Fig. 13 - Regulator and Solenoid Group .....	5-24

Fig. 1 - Crankcase Group, Gasoline

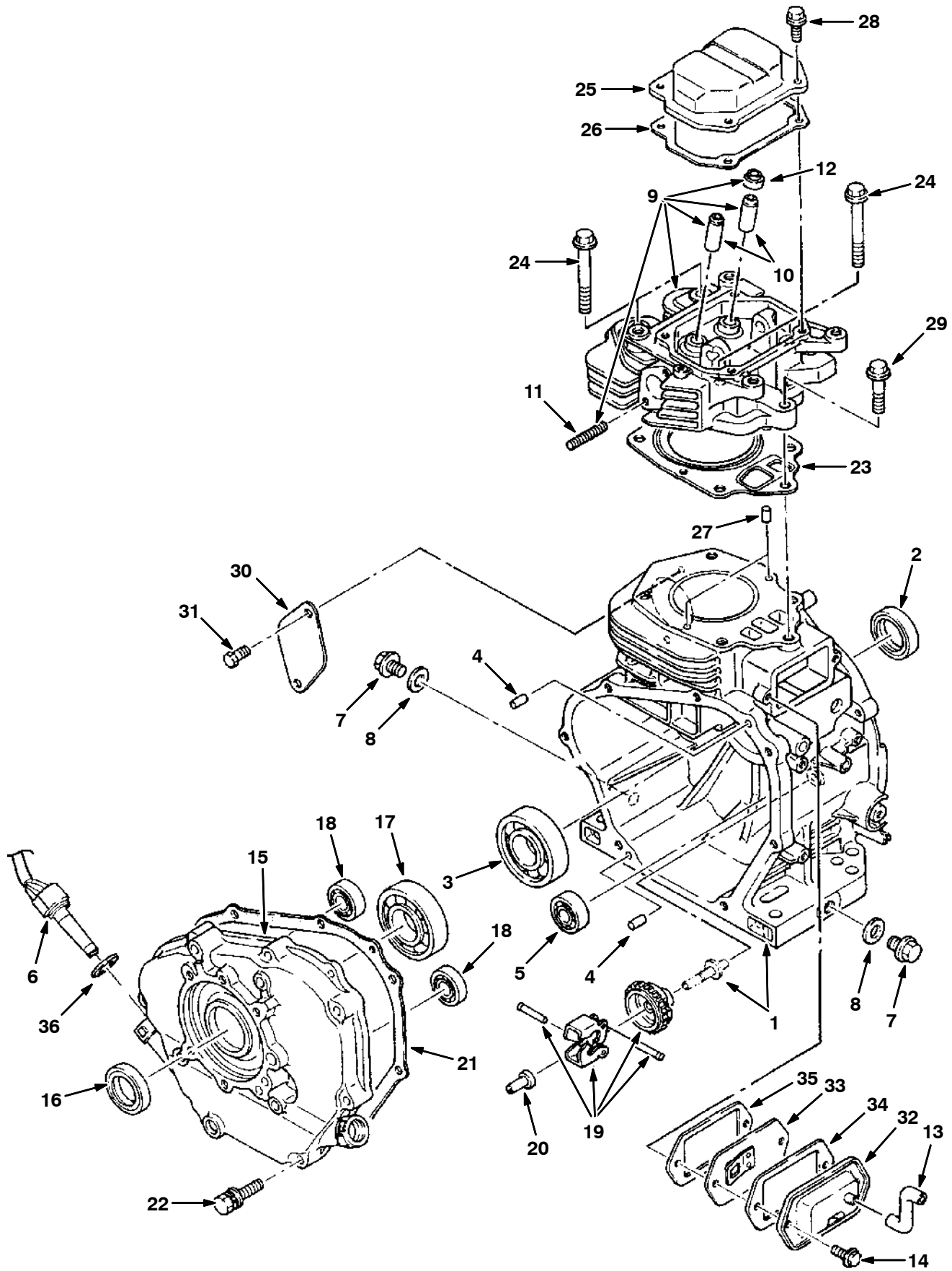


Fig. 1 - Crankcase Group, Gasoline

	Ref.	Part No.	Description	Qty.
▽	1	370946	Crankcase (Gas)	1
▲	2	370932	Oil Seal	1
▲	3	370934	Ball Bearing	1
▲	4	369507	Dowel Pin	2
▲	5	370933	Ball Bearing	1
	6	385958	Sensor, Lev, Oil (Gas)	1
	7	369508	Plug	2
	8	369505	Gasket	2
▽	9	370947	Cylinder Head (Gas)	1
▲	10	370939	Valve Guide (Gas)	2
▲	11	370928	Stud	2
▲	12	370937	Oil Seal	1
	13	370949	Rubber Pipe	1
	14	369582	Flange Bolt	2
▽	15	370938	Main Bearing Cover	1
▲	16	370932	Oil Seal	1
▲	17	370934	Ball Bearing	1
▲	18	370933	Ball Bearing	2
	19	370945	Governor Gear	1
	20	369513	Governor Sleeve	1
	21	370942	Gasket (Brg Cover)	1
	22	370925	Bolt & Washer Assy	7
	23	370948	Gasket (Head)	1
	24	370930	Flange Bolt	4
	25	370943	Rocker Cover	1
	26	370944	Gasket (Rocker Cover)	1
	27	369507	Dowel Pin	2
	28	369502	Flange Bolt	4
	29	370929	Flange Bolt	1
	30	370935	Blind Cover	1
	31	370926	Bolt	2
	32	370940	Breather Cover	1
	33	370941	Breather Plate	1
	34	370950	Gasket (Breathercover)	1
	35	370951	Gasket (Breatherplate)	1
	36	370931	Gasket	1
		370952	Gasket Set	1

Fig. 2 - Crankcase Group, LPG

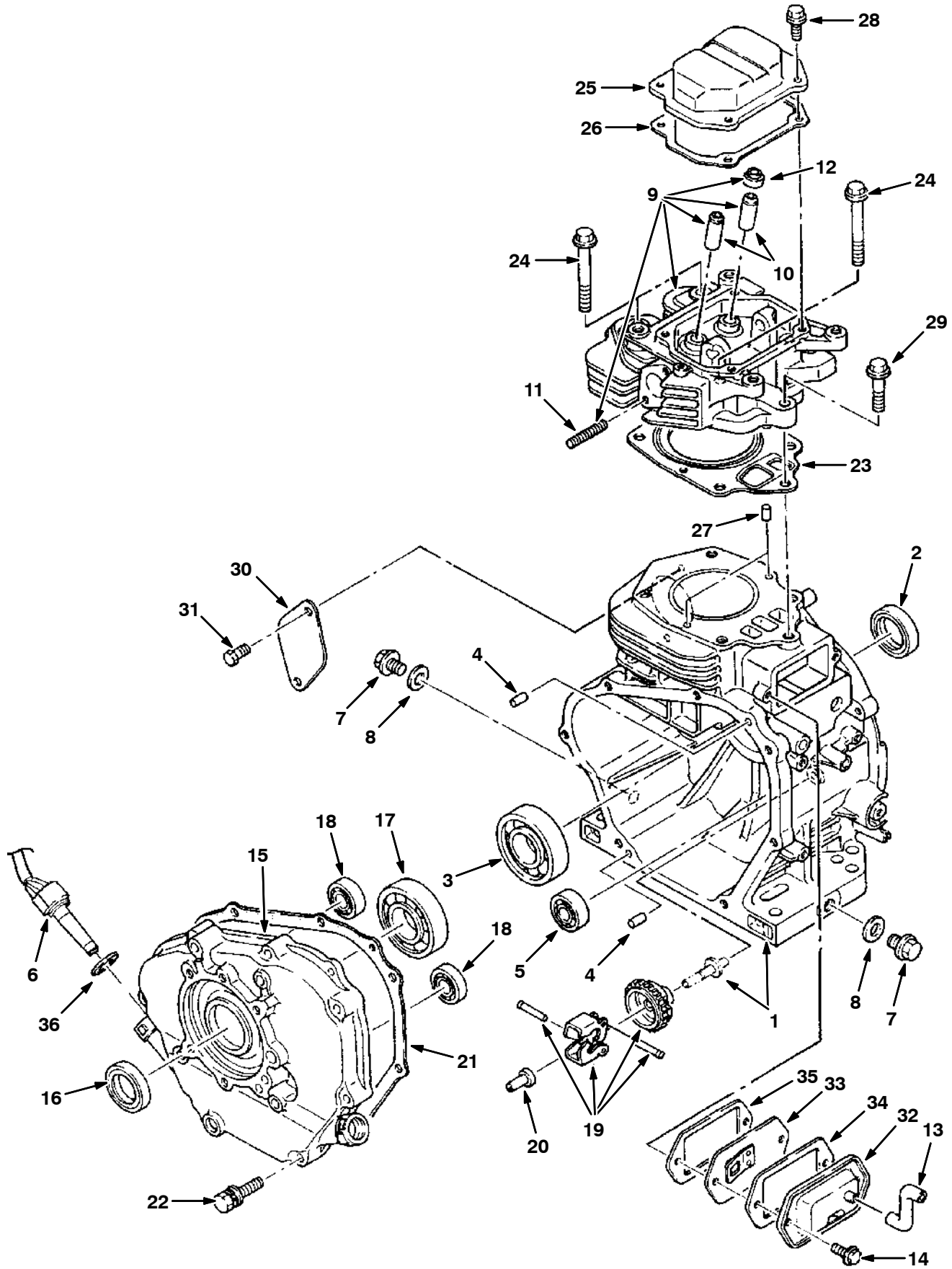


Fig. 2 - Crankcase Group, LPG

	Ref.	Part No.	Description	Qty.
▽	1	385967	Crankcase (Lpg)	1
▲	2	370932	Oil Seal	1
▲	3	370934	Ball Bearing	1
▲	4	369507	Dowel Pin	2
▲	5	370933	Ball Bearing	1
	6	370813	Sensor,Lev,Oil (Lpg)	1
	7	369508	Plug	2
	8	369505	Gasket	2
▽	9	385968	Cylinder Head (Lpg)	1
▲	10	385969	Valve Guide (Lpg)	2
▲	11	370928	Stud	2
▲	12	370937	Oil Seal	1
	13	370949	Rubber Pipe	1
	14	369582	Flange Bolt	2
▽	15	370938	Main Bearing Cover	1
▲	16	370932	Oil Seal	1
▲	17	370934	Ball Bearing	1
▲	18	370933	Ball Bearing	2
	19	370945	Governor Gear	1
	20	369513	Governor Sleeve	1
	21	370942	Gasket (Brg Cover)	1
	22	370925	Bolt & Washer Assy	7
	23	370948	Gasket (Head)	1
	24	370930	Flange Bolt	4
	25	370943	Rocker Cover	1
	26	370944	Gasket (Rocker Cover)	1
	27	369507	Dowel Pin	2
	28	369502	Flange Bolt	4
	29	370929	Flange Bolt	1
	30	370935	Blind Cover	1
	31	370926	Bolt	2
	32	370940	Breather Cover	1
	33	370941	Breather Plate	1
	34	370950	Gasket (Breathercover)	1
	35	370951	Gasket (Breatherplate)	1
	36	370931	Gasket	1
		370952	Gasket Set	1

Fig. 3 - Crankshaft and Piston Group

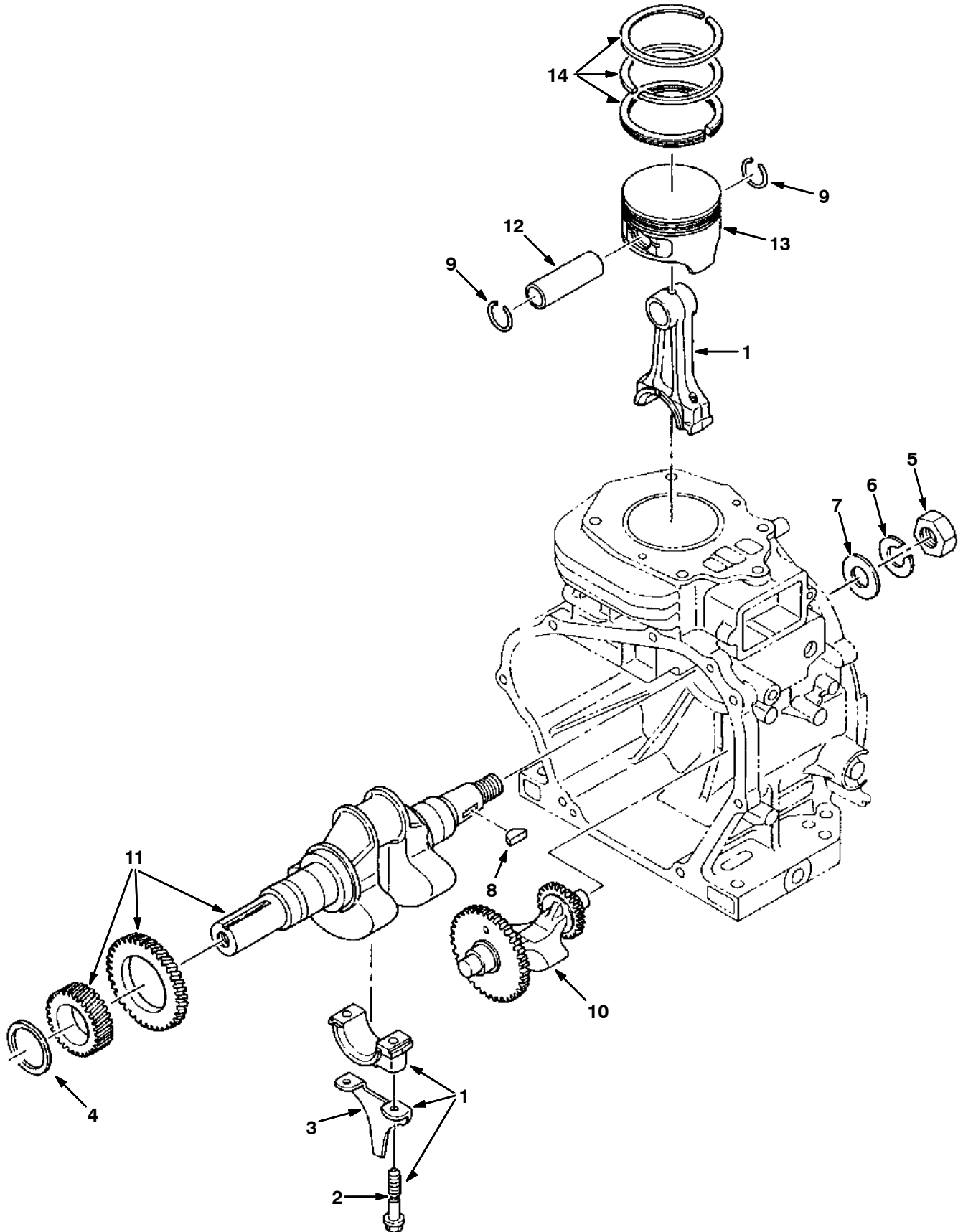


Fig. 3 - Crankshaft and Piston Group

	Ref.	Part No.	Description	Qty.
▽	1	370962	Connecting Rod Assy	1
▲	2	370963	Connecting Rod Bolt	2
▲	3	370964	Oil Scraper	1
	4	370957	Spacer, 0.6	1
	4	370958	Spacer, 0.8	1
	4	370959	Spacer, 1.0	1
	5	370953	Nut	1
	6	370955	Spring Washer	1
	7	370954	Washer	1
	8	370956	Woodruff Key	1
	9	370960	Clip	2
	10	370967	Balancer Shaft 2	1
	11	370961	Crankshaft	1
	12	370965	Piston Pin	1
	13	370968	Piston, Std	1
	13	370969	Piston, +.25mm	1
	13	370970	Piston, +.50mm	1
	14	370971	Piston Ring Set, Std	1
	14	370972	Piston Ring Set, +.25mm	1
	14	370973	Piston Ring Set, +.50mm	1

Fig. 4 - Intake and Exhaust Group

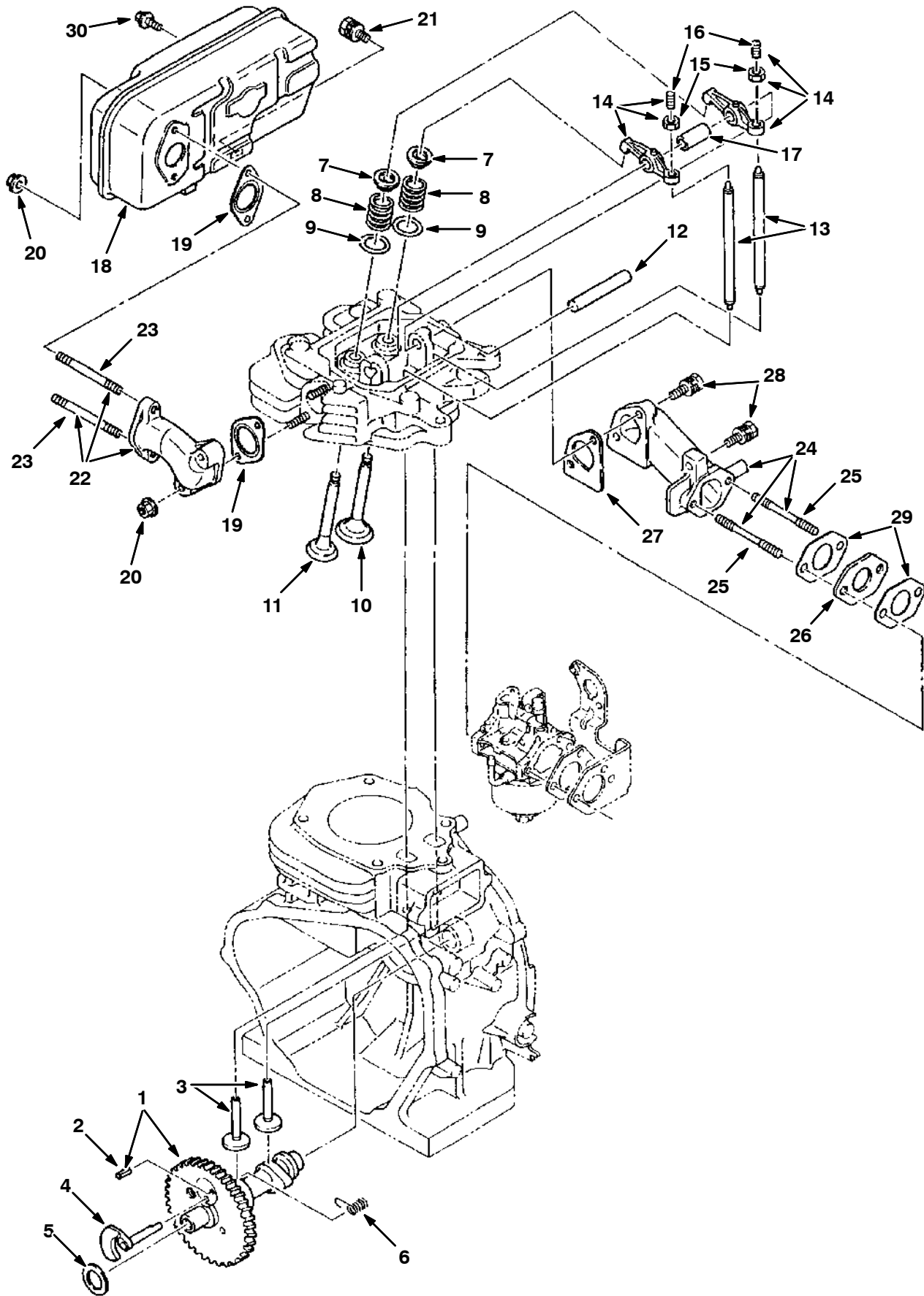
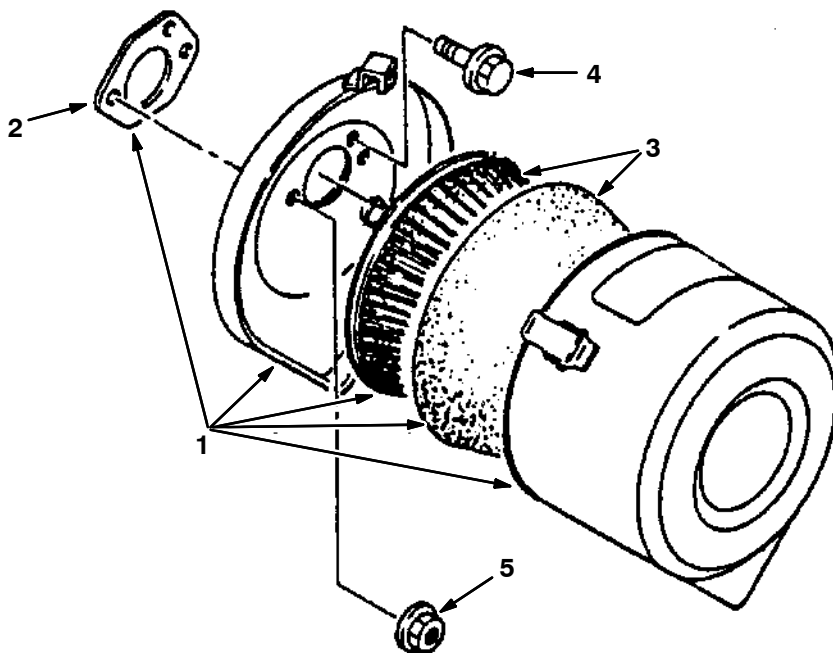




Fig. 4 - Intake and Exhaust Group

	Ref.	Part No.	Description	Qty.
▽	1	370985	Camshaft	1
▲	2	369542	Spring Pin	1
	3	370987	Tappet	2
	4	370997	Release Lever	1
	5	370980	Spacer	1
	5	370981	Spacer	1
	5	370982	Spacer	1
	6	370998	Return Spring	1
	7	374344	Valve Spring	2
	8	374345	Spring Retainer	2
	9	370979	Washer	2
	10	374341	Intake Valve	1
	11	374342	Exhaust Valve	1
	12	370983	Rocker Shaft	1
	13	370994	Push Rod	2
▽	14	370995	Rocker Arm Assy	2
▲	15	370977	Adjusting Screw	2
▲	16	369548	Nut	2
	17	370996	Spacer (Rocker Shaft)	1
	18	370984	Muffler	1
	19	370993	Gasket (Muffler)	2
	20	370978	Flange Nut	4
	21	370974	Bolt & Washer Assy	1
▽	22	370992	Exhaust Pipe	1
▲	23	370975	Stud	2
▽	24	370986	Intake Pipe	1
▲	25	369544	Stud	2
	26	373154	Insulator	1
	27	373155	Gasket	1
	28	370999	Bolt & Washer	3
	29	373153	Gasket Set	2
	30	370976	Bolt, Flange	2

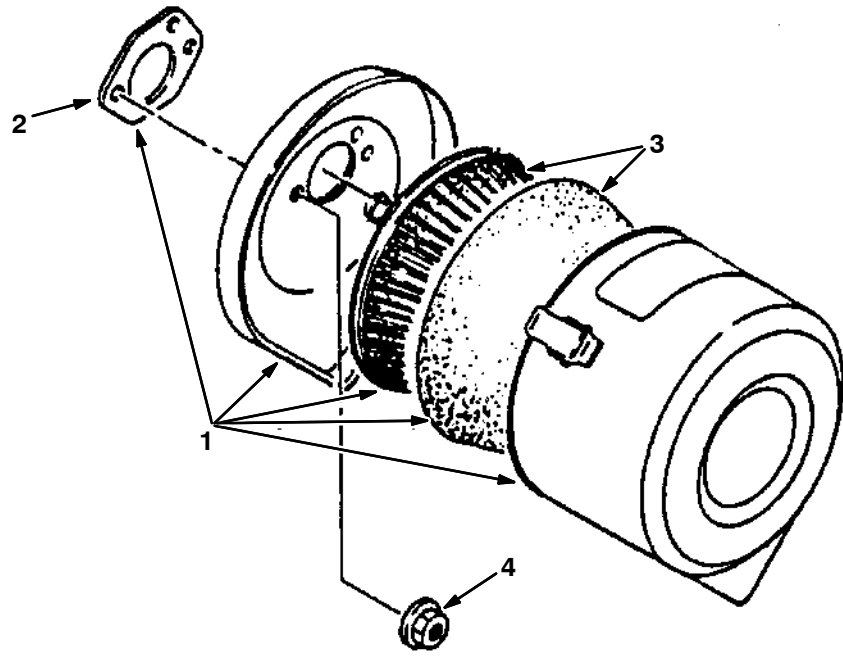
Fig. 5 - Air Cleaner Group, Gasoline



352674 - G

	Ref.	Part No.	Description	Qty.
▽	1	385959	Air Cleaner Assy (Gas)	1
▲	2	385960	Gasket	1
▲	3	373171	Element Set	1
	4	385961	Bolt & Washer (Gas)	1
	5	369540	Flange Nut	2

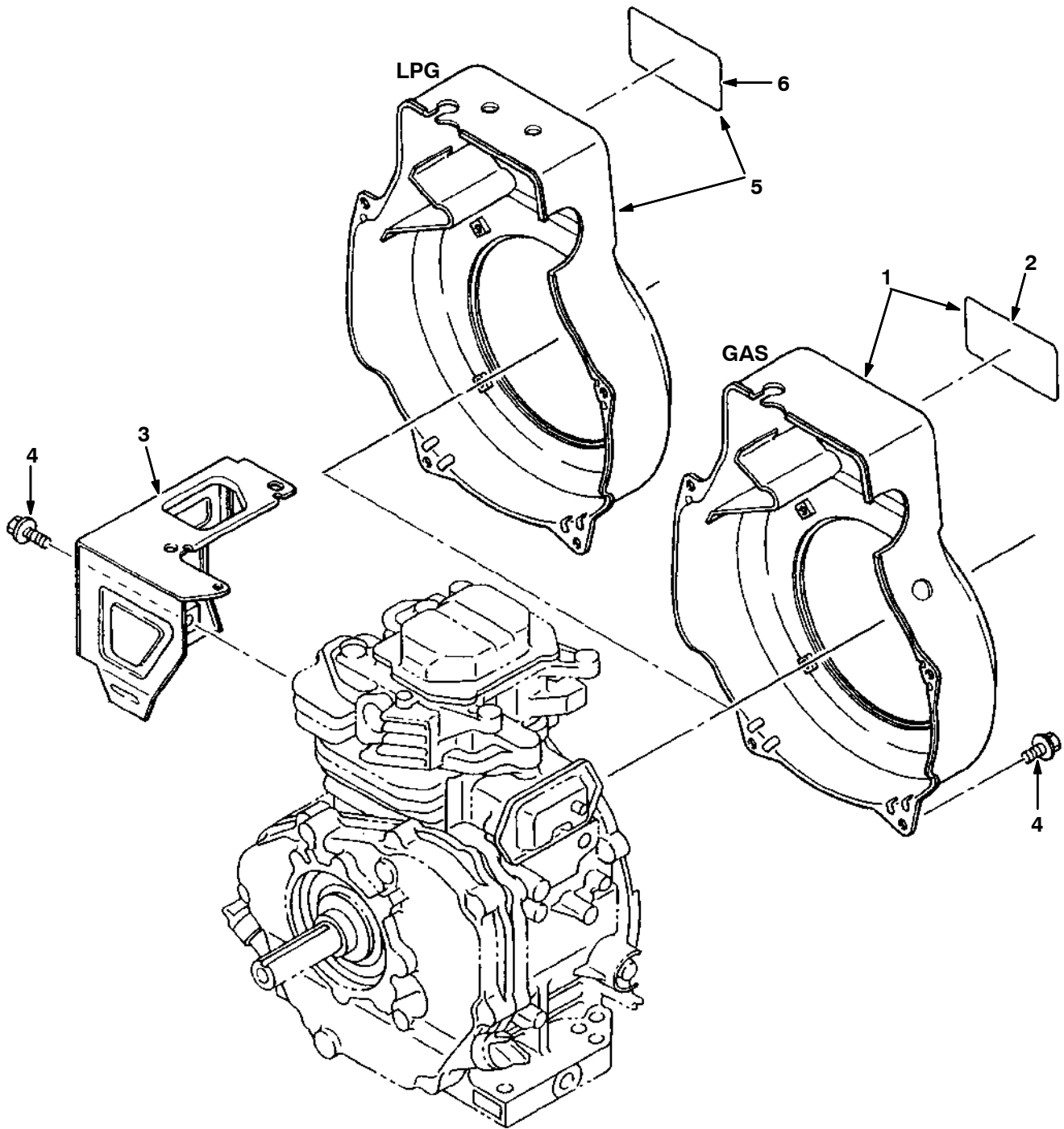
**Fig. 6 - Air Cleaner Group, LPG**



352692 - LP

	<b>Ref.</b>	<b>Part No.</b>	<b>Description</b>	<b>Qty.</b>
▽	1	385965	Air Cleaner Assy (Lpg)	1
▲	2	385960	Gasket	1
▲	3	373171	Element Set	1
	4	369540	Flange Nut	2

Fig. 7 - Housing Group



**Fig. 7 - Housing Group**

	<b>Ref.</b>	<b>Part No.</b>	<b>Description</b>	<b>Qty.</b>
▽	1	373173	Blower Housing (Gas)	1
▲	2	373174	Label	1
	3	373172	Cylinder Baffle	1
	4	370976	Flange Bolt	5
▽	5	373196	Housing,Blower (Lpg)	1
▲	6	373174	Label	1

**Fig. 8 - Governor and Carburetor Group**

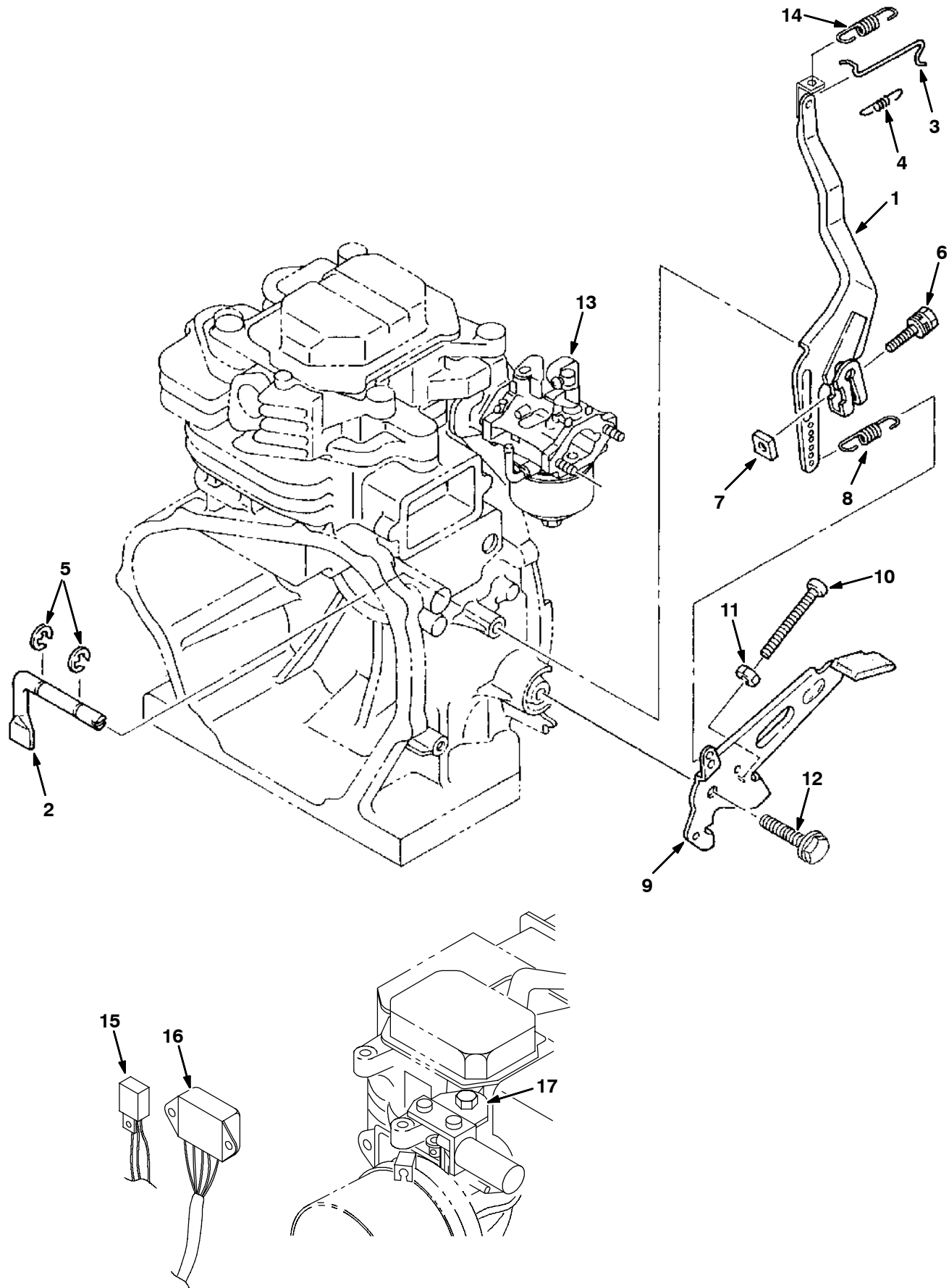


Fig. 8 - Governor and Carburetor Group

Ref.	Part No.	Description	Qty.
1	373167	Governor Lever	1
2	373166	Governor Shaft	1
3	373163	Governor Rod	1
4	373169	Rod Spring	1
5	369572	Clip	2
6	369596	Bolt & Washer Assy	1
7	373160	Nut	1
8	373168	Governor Spring	1
9	373170	Speed Control	1
10	373158	Screw, Panhead	1
11	373157	Nut	1
12	370974	Bolt And Washer Assy	1
13	373188	Carburetor Assy (Gas)	1
13	373197	Carburetor (Lpg)	1
14	370894	Spring	1
15	385954	Diode Unit	1
16	385952	Control Unit	1
17	385950	Bracket, Mount	1

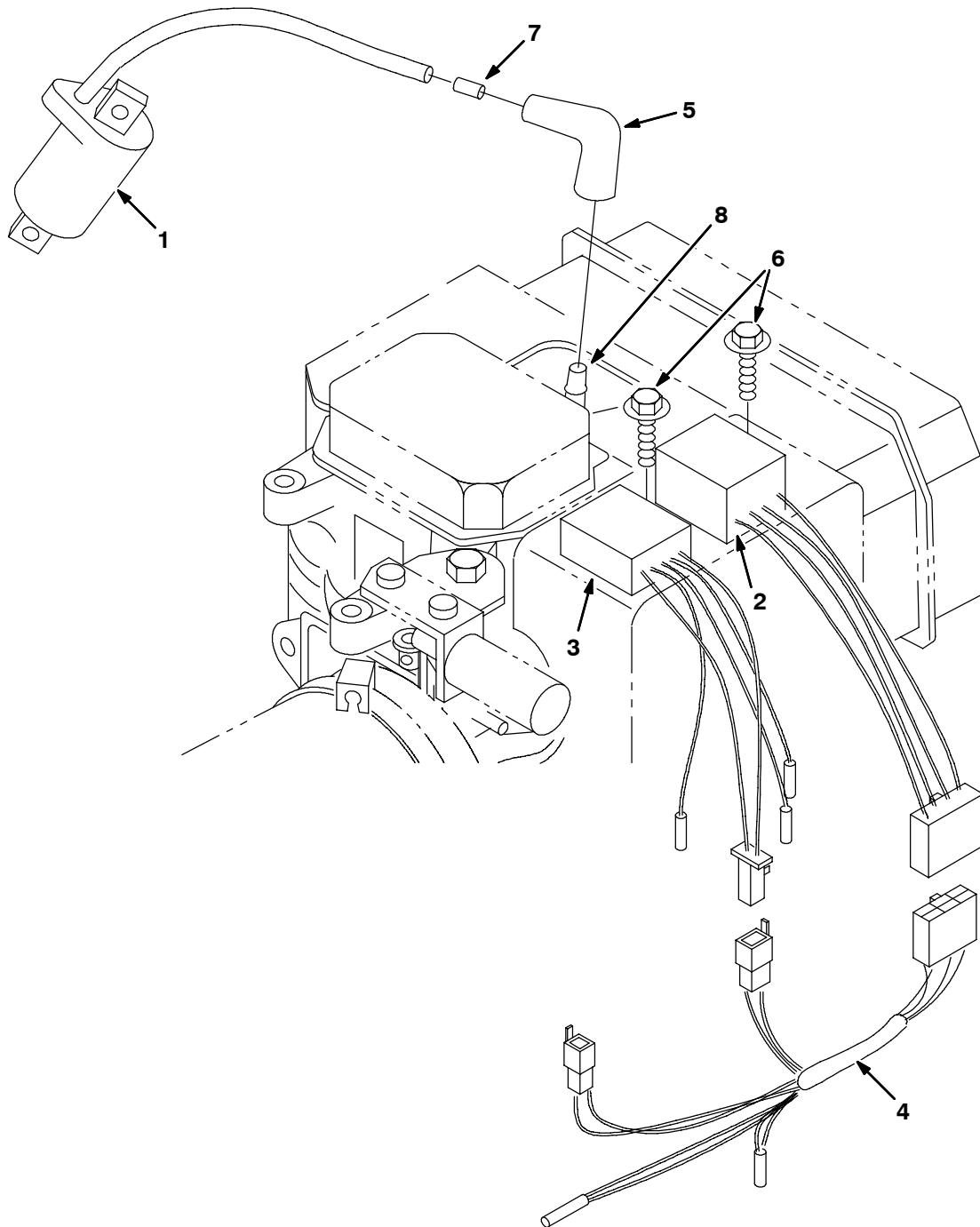




**Fig. 9 - Ignition Group, Gasoline**

<b>Ref.</b>	<b>Part No.</b>	<b>Description</b>	<b>Qty.</b>
1	385970	Sparkplug (Gas)	1
2	373198	Flywheel	1
3	385962	Coil (Gas)	1
4	369571	Bolt & Washer	2
5	369602	Sparkplug Cap (Gas)	1
6	385963	Grommet	1
7	385988	Ring Gear	1

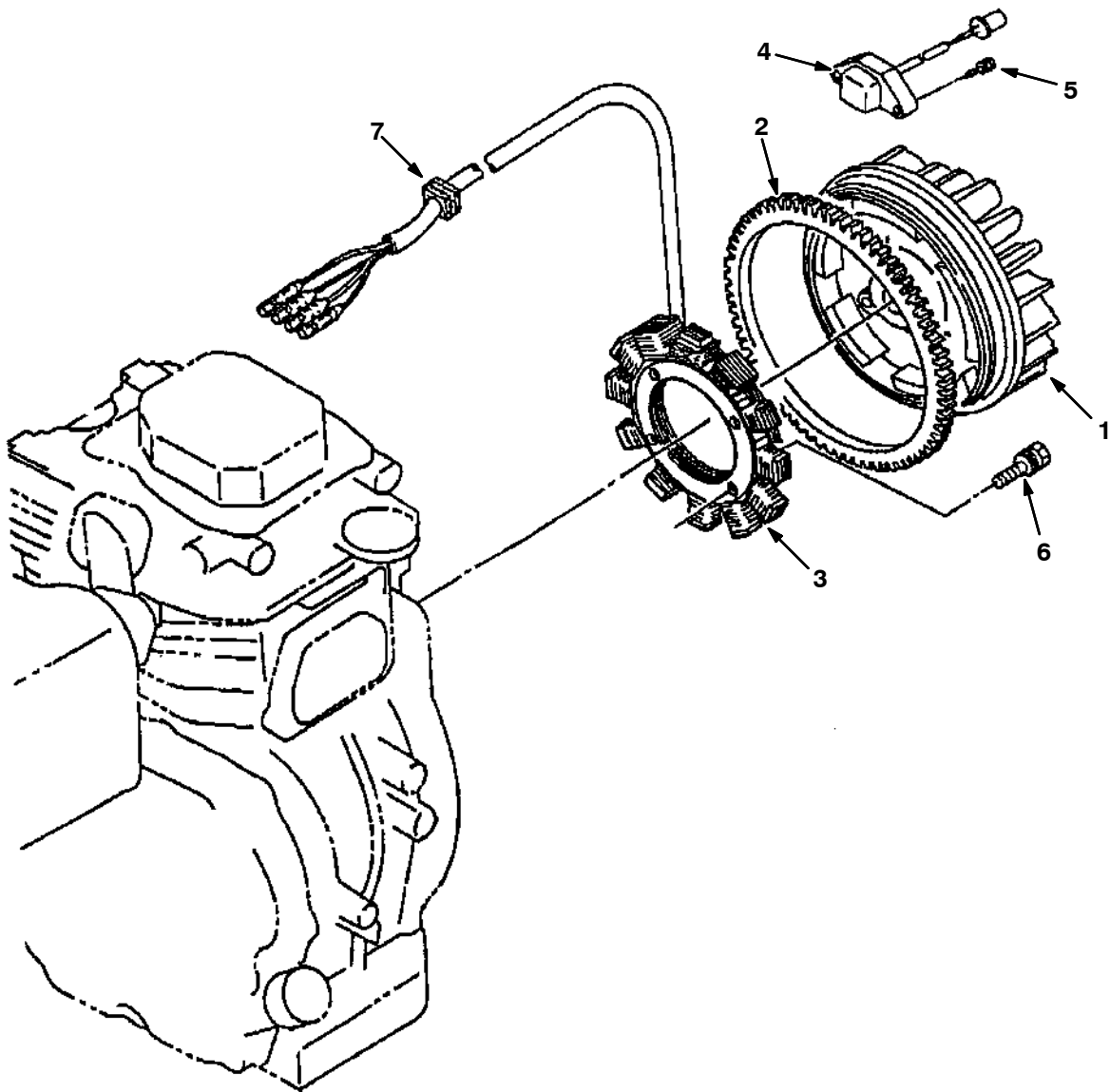
**Fig. 10 - Ignition Group, LPG**



**Fig. 10 - Ignition Group, LPG**

<b>Ref.</b>	<b>Part No.</b>	<b>Description</b>	<b>Qty.</b>
1	370893	Coil, Ignition (Lpg)	1
2	369619	Cdi Unit (Lpg)	1
3	374136	Cdi Cntrlr(Lpg)	1
4	369652	Wire 7 Cp (Lpg)	1
5	369603	Spkplugcap(Lpg)	1
6	369582	Flange Bolt	2
7	369656	Plug Terminal	1
8	370808	Sparkplug (Lpg)	1

Fig. 11 - Flywheel Group, LPG



**Fig. 11 - Flywheel Group, LPG**

<b>Ref.</b>	<b>Part No.</b>	<b>Description</b>	<b>Qty.</b>
1	373198	Flywheel	1
2	385988	Ring Gear	1
3	370828	Coil, Stator	1
4	373199	Coil, Sensor (Lpg)	1
5	369596	Bolt & Washer Assy	2
6	385989	Screw & Washer Assy	4
7	369607	Grommet	1

Fig. 12 - Starter Breakdown, 385966

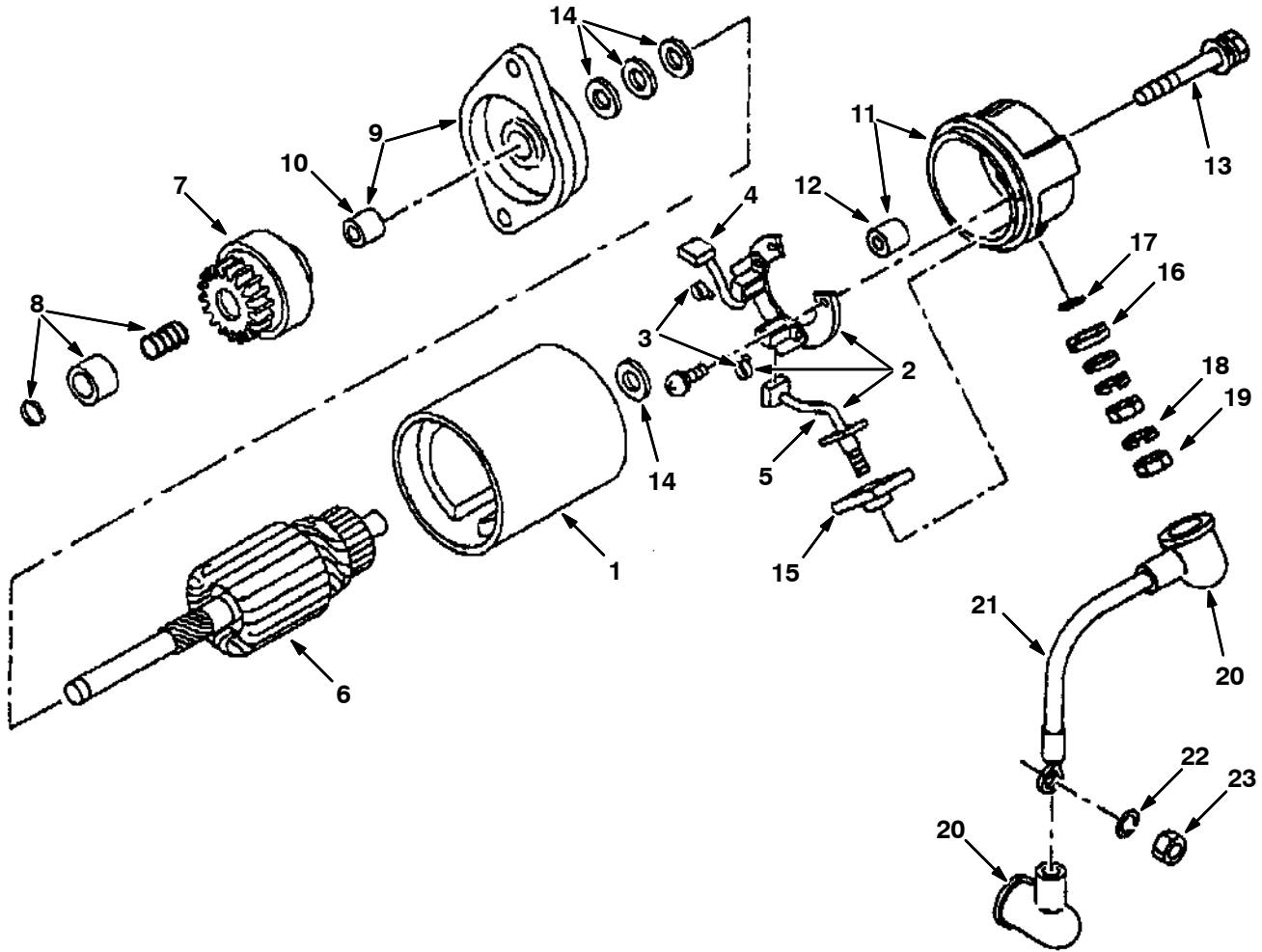


Fig. 12 - Starter Breakdown, 385966

	Ref.	Part No.	Description	Qty.
▽		385966	Starter Motor Assy	1
▲	1	385971	York Assy	1
▲▽	2	385972	Holder Assy, Brush	1
▲▲	3	385973	Spring, Brush	2
▲▲	4	385974	Brush (+)	1
▲▲	5	385975	Brush (-)	1
▲	6	385976	Armature Assy	1
▲	7	385977	Pinion Assy	1
▲	8	385978	Stopper Set, Pinion	1
▲▽	9	385979	Front Cover Assy	1
▲▲	10	385980	Front Metal	1
▲▽	11	385981	Rear Cover Assy	1
▲▲	12	385982	Case Metal	1
▲	13	385983	Thrubolt	1
▲	14	385984	Washer Kit	4
▲	15	385985	N Brush 1	1
▲	16	385986	N Brush 2	1
▲	17	385987	O-ring	1
▲	18	369627	Spring Washer	1
▲	19	369624	Nut	1
	20	385990	Wire Casing	2
	21	385991	Wire 1 Cp	1
	22	369627	Spring Washer	1
	23	369624	Nut	1

Fig. 13 - Regulator and Solenoid Group

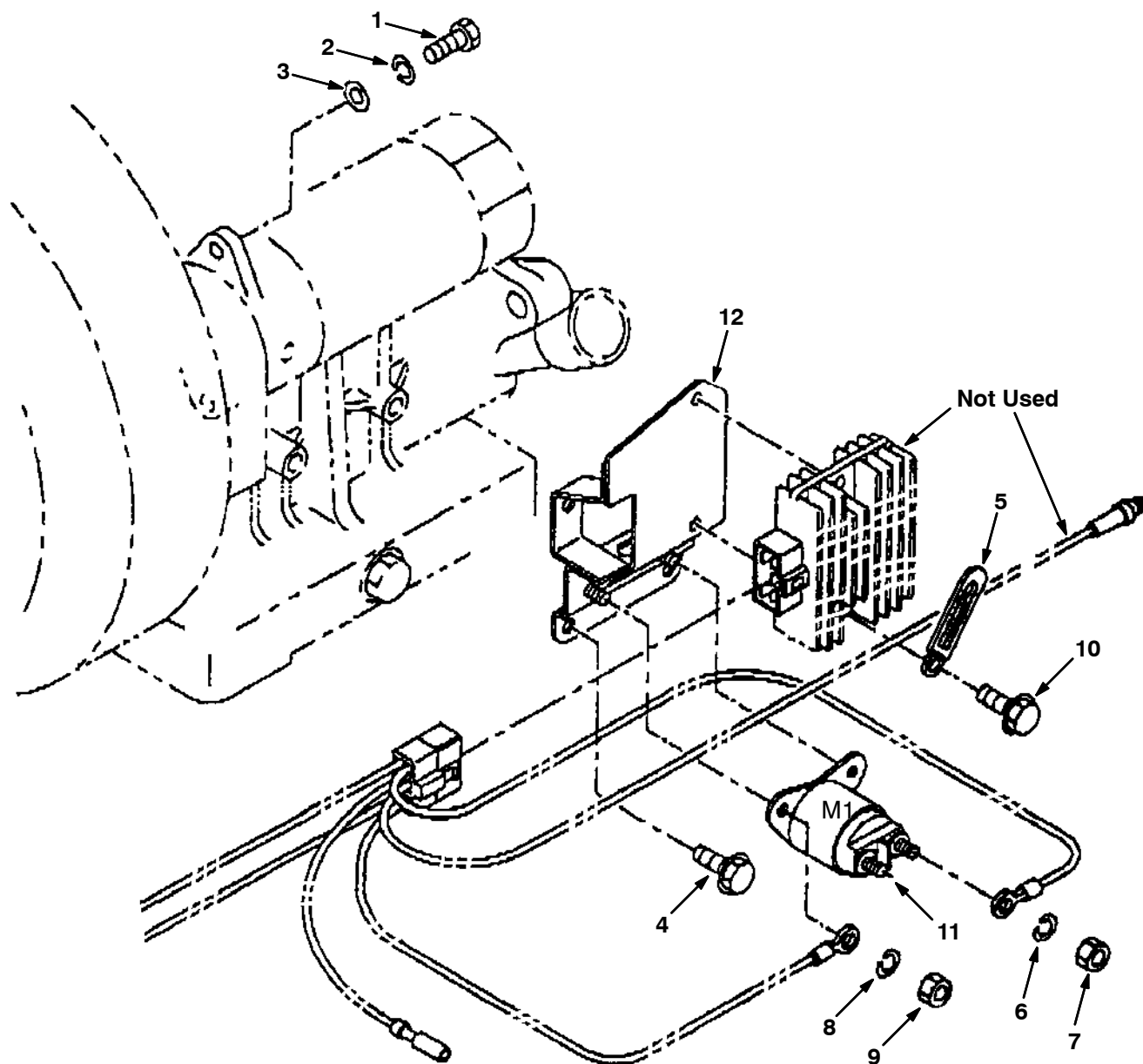




Fig. 13 - Regulator and Solenoid Group

Ref.	Part No.	Description	Qty.
1	385992	Bolt	1
2	385993	Washer	1
3	369628	Spring Washer	1
4	370976	Flange Bolt	1
5	385994	Clamp	1
6	369627	Spring Washer	1
7	369624	Nut	1
8	369626	Spring Washer	1
9	369623	Nut	1
10	385995	Screw	1
11	80069	Solenoid	1
12	385996	Bracket, Mount	1



# SECTION 6

**CONTENTS**

**PAGE**

PART NUMBER TO PAGE NUMBER CROSS REFERENCE LIST .....	6-2
PART DESCRIPTION TO PAGE NUMBER CROSS REFERENCE LIST .....	6-8

# CROSS REFERENCE

## PART NUMBER TO PAGE NUMBER CROSS REFERENCE LIST

Part Number	Page Number	Part Number	Page Number	Part Number	Page Number
00500-10	2-15	07785	2-35	10770	2-31
00500-15	4-2	07787	2-29	11109	2-55
00911	2-65	07790	2-27, 2-31, 3-11,	11399	2-33
00912	2-15, 2-65		3-13	11442-23	2-29
00918	2-65	07791	2-7, 2-11, 2-13,	11516	2-69, 3-5
00927	2-43		2-17, 2-19, 2-21,	11635	2-23, 2-27, 2-71
00960	2-71		2-23, 2-27, 2-31,	11984	2-31
00961	2-65		2-41, 2-51	12138	2-61
01047	2-59	07807	2-73	12312	2-61, 2-73, 2-75,
01314	2-7, 2-13	07810	2-65		3-19
01684	2-23, 2-27, 2-69,	08085	2-51	12459	3-7, 3-9, 3-11, 3-13
	3-5	08170	2-45, 2-79	13513	2-45
01713	3-17	08171	2-47	14601	2-45
01714	2-45	08182	2-39, 2-45, 2-49,	14605	2-51
01754	2-17, 2-19, 2-67		2-53, 2-77	14799	2-15
01760	2-43	08708	2-11, 2-13, 2-17,	15047	2-69, 3-5, 3-25
02255	3-9, 3-13		2-19, 2-21, 2-35,	15648	2-69, 3-5, 3-25
02290	2-25		2-39, 2-45, 2-53,	15678	2-69, 3-5
02356	2-43		2-67	16081	2-43
02384	2-63	08709	2-11, 2-13, 2-15,	16411	2-3
02850	3-25		2-33, 2-49, 2-51,	16412	2-3
02942	2-69, 3-5, 3-25		2-53, 2-57, 2-59,	16455	2-39
02999	2-37		2-65, 2-67, 2-79,	16695	4-2
03192	2-15, 3-15		3-3, 3-19, 3-25	16735	2-7, 2-25, 2-33,
03433	2-25	08711	2-15, 2-49, 2-69,		2-75
04107	2-25		3-5, 3-15, 3-23	16930	2-23, 2-27, 2-35
04400	2-69, 3-5	08712	2-2, 2-9, 2-57,	16931	2-7, 2-11, 2-13,
06279	2-69, 3-5		2-59, 2-69, 3-5		2-15, 2-21, 2-41,
06419	2-29	08713	2-2		2-43, 2-51, 2-59,
06474A	2-53	09088	2-51		2-71, 2-75, 2-79,
06535	2-59	09145	2-21		3-19
06549	2-21, 2-61, 2-75	09146	2-17, 2-19, 2-73	16949	2-41
06923	2-67	09162	2-43, 2-65	16958	2-77
06942	2-11, 2-13, 2-31,	09164	2-17, 2-19, 2-21	17414	2-25
	2-33, 2-35, 3-11,	09200	2-21	17759	2-2, 2-3, 2-43
	3-13	09737	2-15, 2-17, 2-19	19065	2-75
06943	2-11, 2-13, 2-63,	09741	2-61	19066	2-21, 3-19
	2-71, 2-77	1007012	2-17, 2-19	19200	2-23, 2-27
06944	2-11, 2-13, 2-53,	1008142	2-67	19234	2-73
	2-67	1008276	2-69	19315	2-31
06946	2-39	1008277	3-5	19324	2-75
06947	2-7, 2-27, 2-71	10134	2-35	19574	2-43
06949	2-45	1014491	2-39	19630	2-37
06955	2-51, 2-63	1024331	2-51	19747	2-23, 2-27
06956	2-31, 2-67, 3-3	1033897	2-25	19774	2-31
06957	2-67, 2-79	1035389	2-39	20170	2-21
06960	2-23, 2-27	1037210	2-2, 2-3, 2-75	20173	2-43
06963	2-53, 2-61, 3-15	1038113	2-29	20536-1	2-59
06967	2-67, 3-3	1039403	2-71	21722	2-39, 2-79
06969	2-49	1039404	2-65	21958	4-2
06972	2-69, 3-5	1039423	2-65	222158	2-11, 2-13
06996	2-77	1041855	3-28	222159	2-2, 2-7, 2-57
07259	2-47	1045426	2-75	222268	2-23, 2-27
07449	3-25	10552	2-25	222290	2-19, 2-87
07464	2-31	10632-13	2-77	222460	2-67, 3-3
07471	2-77	10632-14	2-29	222470	2-61
07515	2-27	10632-17	2-17, 2-23	222496	2-7, 2-71
07592	2-43	10632-2	3-7, 3-9, 3-11, 3-13	222497	2-59
07783	2-77	10752-2	2-29	222534	2-17, 2-19

# CROSS REFERENCE

Part Number	Page Number	Part Number	Page Number	Part Number	Page Number
222556	2-59	25312	3-20	33373	2-65
222683	2-17, 2-19	25537	3-21	33584	2-77
223058	2-21	25829	4-5	33807	2-11, 2-13, 2-21
223061	2-15	25831	4-5	33944	2-21
223065	2-15, 2-51	25836	4-5	33950	3-15
223070	2-15	25887	2-65	34813	2-17
223072	2-15	26395-1	2-7, 2-25, 2-75, 2-77	34820	2-17, 2-19
223073	2-15			35836	2-61
223075	2-15	26395-2	2-75	35846	2-63
22308	2-29	26426	2-31	35973	2-65
223150	2-49	26496	2-29	360271	2-49
223151	2-49	27048	2-29, 2-31	360273	2-51
223152	2-47	27992	2-43	360274	2-51
223153	2-47	28010	2-63	360275	2-2, 2-3, 2-51
223154	2-47	29499	2-63	360276	2-51
223157	2-47	29558	2-79	36033	2-33
223158	2-47	30013	2-2, 2-11, 2-13, 2-57	360369	3-21
223159	2-47			360370	3-21
223160	2-47	30181	2-31	360520	3-7, 3-9, 3-11, 3-13, 3-17
223161	2-47	30533	3-23		
223162	2-49	32483	2-9, 2-11, 2-13, 2-17, 2-19, 2-21, 2-77, 3-11, 3-13	360821	2-2, 2-57
223164	2-47			360930	2-27
223166	2-49			360973	2-73, 2-77
223167	2-49	32485	2-43, 2-53, 3-15	360991	2-2, 2-41
223168	2-49, 3-26	32486	2-45, 2-53, 2-77, 3-15, 3-23	361023	2-41
223169	2-49			361033	2-37
223170	2-49	32490	2-7, 2-11, 2-13, 2-21, 2-23, 2-25, 2-27, 2-31, 2-33, 2-35, 2-45, 2-57, 2-63, 2-71, 3-7, 3-9, 3-11, 3-13	361075	2-17, 2-19
223181	2-49, 3-26			361339	2-2, 2-7, 2-11, 2-13, 2-49, 2-57, 2-65, 2-75, 2-77, 3-7, 3-9
223186	2-51				
223193	2-49, 3-26			362192	2-35
223196	3-26			36328	2-61
223197	2-47			363503	2-9
223198	2-51, 3-20	32491	2-7, 2-11, 2-13, 2-17, 2-19, 2-21, 2-23, 2-27, 2-31, 2-35, 2-41, 2-49, 2-51, 2-57, 2-59, 2-61, 2-63, 2-65, 2-67, 2-71, 2-75, 2-79, 3-3, 3-19, 3-21, 3-22	363616	2-39
223201	2-51			36376	2-79
223204	2-51			363976	3-25
223320	2-53			367375	2-69, 3-5
223470	2-2, 2-57			367679	2-73
223508	2-15			369319	2-55
223559	3-26			369345	2-55
223595	3-22			369502	5-3, 5-5
223599	2-11, 2-13			369505	5-3, 5-5
223600	2-53	32492	2-15, 2-23, 2-27, 2-29, 2-35, 2-39, 2-61, 2-63, 3-25	369507	5-3, 5-5
223601	2-53			369508	5-3, 5-5
223610	2-49			369513	5-3, 5-5
223631	2-49, 3-26	32493	2-15, 2-67, 3-3	369540	5-10, 5-11
22655	4-2	32520	2-79	369542	5-9
22656	4-4	32521	2-35	369544	5-9
22658	4-2	32646	2-7	369548	5-9
22660	4-2	32975	2-73	369571	5-17
22661	4-2	32978	2-75	369572	5-15
22662	4-2	32980	3-19	369582	5-3, 5-5, 5-19
22731	2-51	32981	2-25	369596	5-15, 5-21
23498	2-73	32982	2-23, 2-35	369602	5-17
23524-1	2-71	32983	3-21, 3-22	369603	5-19
23683	2-45, 2-77	32984	2-11, 2-13, 2-21, 2-35	369607	5-21
23709	2-75			369619	5-19
24047	2-29	330370	3-28	369623	5-25
24599	2-35	330372	3-28	369624	5-23, 5-25
24988	2-47	330373	3-28	369626	5-25
24989	2-47	330374	3-28		
25154	2-43	330375	3-28		

# CROSS REFERENCE

Part Number	Page Number	Part Number	Page Number	Part Number	Page Number
369627	5-23, 5-25	370974	5-9, 5-15	374344	5-9
369628	5-25	370975	5-9	374345	5-9
369652	5-19	370976	5-9, 5-13, 5-25	374693	2-39
369656	5-19	370977	5-9	374694	2-39
369704	2-7	370978	5-9	375411	2-11, 2-13
369781	2-67, 3-3	370979	5-9	37555	4-2
369795	2-69, 3-5	370980	5-9	37617	4-2
369796	2-69, 3-5	370981	5-9	377324	2-17, 2-19
370049	2-5	370982	5-9	377433	2-17, 2-19
370156	2-19	370983	5-9	377537	2-3
370808	2-2, 5-19	370984	5-9	377538	2-3
370813	5-5	370985	5-9	377540	2-3
370828	5-21	370986	5-9	378769	2-73
370893	5-19	370987	5-9	378920	2-9
370894	5-15	370992	5-9	378964	2-63
370925	5-3, 5-5	370993	5-9	379665	2-21
370926	5-3, 5-5	370994	5-9	379890	2-75
370928	5-3, 5-5	370995	5-9	383028	2-17, 2-19
370929	5-3, 5-5	370996	5-9	383031	2-87
370930	5-3, 5-5	370997	5-9	383409	2-79
370931	5-3, 5-5	370998	5-9	383410	2-79
370932	5-3, 5-5	370999	5-9	383424	2-79
370933	5-3, 5-5	371585	3-28	383430	2-39
370934	5-3, 5-5	373153	5-9	383445	2-3, 2-79
370935	5-3, 5-5	373154	5-9	383461	2-75
370937	5-3, 5-5	373155	5-9	383474	2-77
370938	5-3, 5-5	373157	5-15	383475	2-77
370939	5-3	373158	5-15	383480	2-15
370940	5-3, 5-5	373160	5-15	383487	2-5
370941	5-3, 5-5	373163	5-15	383501	2-87
370942	5-3, 5-5	373166	5-15	383505	2-15
370943	5-3, 5-5	373167	5-15	383509	2-15
370944	5-3, 5-5	373168	5-15	383510	2-15
370945	5-3, 5-5	373169	5-15	383511	2-67
370946	5-3	373170	5-15	383514	2-59
370947	5-3	373171	2-2, 5-10, 5-11	383516	2-59
370948	5-3, 5-5	373172	5-13	383518	2-59
370949	5-3, 5-5	373173	5-13	383519	2-2, 2-59
370950	5-3, 5-5	373174	5-13	383520	2-59
370951	5-3, 5-5	373188	5-15	383521	2-57
370952	5-3, 5-5	373196	5-13	383522	2-2, 2-57
370953	5-7	373197	5-15	383523	2-2, 2-57
370954	5-7	373198	5-17, 5-21	383526	2-57
370955	5-7	373199	5-21	383527	2-57
370956	5-7	373201	4-3	383528	2-57
370957	5-7	373202	4-3	383530	2-63
370958	5-7	373207	4-3	383532	2-63
370959	5-7	373208	4-3	383533	2-69, 3-5
370960	5-7	373285	4-3	383538	2-55
370961	5-7	373286	4-3	383551	2-17, 2-19
370962	5-7	373300	4-3	383552	2-67
370963	5-7	373301	4-3	383556	2-17, 2-19
370964	5-7	373302	4-3	383557	2-17, 2-19
370965	5-7	373343	4-2	383560	2-77
370967	5-7	373344	4-2	383561	2-7
370968	5-7	373367	2-39	383563	2-55
370969	5-7	374136	5-19	383565	2-2, 2-3, 2-79
370970	5-7	374189	4-5	383590	2-79
370971	5-7	374299	2-47	383598	2-79
370972	5-7	374341	5-9	383600	2-7
370973	5-7	374342	5-9	383653	2-2, 2-57

# CROSS REFERENCE

Part Number	Page Number	Part Number	Page Number	Part Number	Page Number
383655	2-63	383940	2-77	384170	3-15
383656	2-65	383942	3-11, 3-13	384183	3-15
383658	2-43	383966	2-88	384188	3-15
383659	2-2, 2-57	383969	3-22	384190	2-21
383660	2-63	383971	3-21	384192	2-11, 2-13
383661	2-65	383973	2-25	384194	2-11, 2-13
383668	3-15	383980	3-7, 3-11	384196	2-77
383669	2-55	383981	2-63	384200	2-75
383670	2-49	383985	2-35	384201	2-73
383671	2-2, 2-3, 2-7	383990	2-77	384202	2-73
383672	2-2, 2-3, 2-7	383992	2-5	384206	2-75
383673	2-33	383993	2-5	384235	2-25
383674	2-41	383997	3-25	384246	3-25
383675	2-43	383998	2-88	384247	3-25
383677	2-23, 2-27	384009	2-77	384269	2-75
383703	2-61	384019	3-11, 3-13	384270	2-7
383704	2-9	384020	3-11, 3-13	384278	2-25
383705	2-61	384021	3-11, 3-13	384281	2-9
383716	2-2	384022	2-15	384282	2-75
383717	2-2	384023	2-3, 2-57	384286	2-31
383722	2-21, 3-7, 3-9, 3-11, 3-13, 3-17	384026	2-25	384295	2-73
383727	2-21	384029	2-49	384306	2-77
383732	2-21	384030	2-49	384308	2-11, 2-13
383733	2-2	384032	2-31	384403	2-73
383745	2-79	384033	2-25	384410	2-73
383751	2-9	384034	2-57	384411	2-73
383753	2-5, 3-5	384036	3-23	384416	3-25
383756	2-33	384043	2-59	384419	3-25
383757	2-33	384044	4-5	384420	2-2, 2-3, 2-71
383758	2-33	384045	4-5	384422	2-65
383763	2-77	384046	4-5	384423	2-9
383765	2-11, 2-13	384048	4-5	384440	2-73
383766	2-11, 2-13	384049	2-69, 3-5	384448	2-23, 2-27
383767	2-11, 2-13	384051	2-2, 2-3, 2-7	384464	2-73
383770	2-11, 2-13	384057	2-7	384472	2-25
383777	2-49	384063	3-17	384474	2-5
383778	2-35	384068	2-5	384495	2-27
383787	2-75	384070	2-77	385650	2-47
383793	2-75	384071	2-7	385766	3-27
383796	2-79	384083	2-79	385950	5-15
383806	2-45, 4-4	384085	2-25	385952	5-15
383820	2-23	384086	2-7	385954	5-15
383827	2-39, 4-5	384099	2-73	385958	5-3
383831	2-17, 2-19	384103	2-71	385959	5-10
383834	2-57	384105	2-71	385960	5-10, 5-11
383835	2-75	384106	2-71	385961	5-10
383836	3-17	384114	2-73	385962	5-17
383837	3-17	384131	3-19	385963	5-17
383852	2-31	384133	3-13	385965	5-11
383853	2-11, 2-13	384135	3-11	385966	5-23
383855	2-88	384137	3-9	385967	5-5
383856	2-11, 2-13	384139	3-7	385968	5-5
383857	2-11, 2-13	384145	3-11, 3-13	385969	5-5
383858	2-33	384146	3-11, 3-13	385970	2-2, 5-17
383861	2-2, 2-3, 2-63	384147	2-11, 2-13	385971	5-23
383864	2-49	384149	3-20	385972	5-23
383911	2-25	384152	2-7	385973	5-23
383912	2-39	384156	2-77	385974	5-23
383917	2-43	384160	2-75	385975	5-23
383918	2-65	384165	3-7, 3-9	385976	5-23
		384169	2-73	385977	5-23

# CROSS REFERENCE

Part Number	Page Number	Part Number	Page Number	Part Number	Page Number
385978	5-23	44681	3-7, 3-11	59009	2-51
385979	5-23	44681-1	3-7, 3-11	59156	2-63
385980	5-23	44681-2	3-7, 3-11	59965	3-19
385981	5-23	44869	2-45	60559	2-43
385982	5-23	44906	2-69, 3-5	61529	2-43
385983	5-23	45272	3-7, 3-9, 3-11, 3-13	61531	2-43
385984	5-23	45482	2-45	61931	2-43
385985	5-23	45628	4-2	62172	2-39
385986	5-23	45779	3-9, 3-13, 3-17	62173	2-39
385987	5-23	45799	3-7, 3-11	62595-16	2-7, 2-11, 2-13
385988	5-17, 5-21	46390	2-61	62595-5	2-7
385989	5-21	46461	2-2, 2-3	63734	2-35
385990	5-23	46481	2-41	64173	2-77
385991	5-23	46563	2-51	64425	3-25
385992	5-25	46736	2-25	64772	2-37
385993	5-25	46800	2-63	64905	2-39
385994	5-25	46820	2-15	65441	3-25
385995	5-25	47178-17	2-13	65527	2-31
385996	5-25	47395	2-29	65584	2-75
39005	2-51	47508	2-49	65870-1	2-2
39019	2-69, 3-5, 3-25	47513	2-43	67366	2-49
39277	2-23, 2-27, 2-35, 2-49, 2-59, 2-61, 2-65	47655	2-41	68872	2-35
39278	2-59	47720	2-29	68873	2-35
39281	2-57, 2-79	49266	2-7, 2-29, 2-75, 3-7, 3-9, 3-11, 3-13, 3-17	69234	2-21, 2-35
39283	2-29, 2-63, 3-25	49609	2-53, 2-59	69266	2-23
39284	2-15, 2-43, 2-53	49697	2-75, 3-25	69461	3-21
39310	2-39	50388	2-11, 2-13, 2-65	69571	2-15
39311	3-25	50902	2-43	70006	2-41
39312	2-53, 3-25	51109	2-51	70160	2-43
393129	2-7	51225-1	3-25	70627	2-77
39326	2-15	53268	2-29	71748	2-39
393421	2-39	53400-1	2-29	73020	2-31
39349	2-11, 2-13, 2-15, 2-21, 2-25, 2-33, 2-35, 2-43, 2-65, 2-67	53400-4	2-29	74098	4-2
39391	2-71	54333	2-25	74455	2-33, 2-53, 2-71
39527	4-2	54345	2-75	75028	2-49
39658	2-17, 2-19, 2-67	54395	2-11, 2-13	75272	2-11, 2-13
398330	2-3	54396	2-11, 2-13	75428	2-11
40607	2-31	54396	2-11, 2-13	75575	2-59
40678-1	2-7	54400	2-67, 3-3	763116	2-49
40758	2-57	54607	2-51	763504	4-2
41128	2-11, 2-13	55248	2-75, 3-7, 3-9, 3-11, 3-13, 3-17	76438	3-25
41140	2-21, 2-27	55586	2-39	76570	2-11, 2-13, 2-41, 2-49, 2-67, 3-3
41142	2-27, 2-35	55619	2-41	76782	2-45
41185	2-71	55740	2-2, 2-41	77097	2-39, 2-49
41186	2-43	55845	2-73	77399	2-11, 2-13
41187	2-15	56106	2-49	78122	2-29
41345	2-69, 3-5, 3-23	56820	2-45	78954	4-5
41359	2-35	56821	2-41	79785	4-4
41430	2-29, 2-35, 2-43, 2-53, 2-59, 2-61, 2-63, 3-15, 3-25	56992	2-11, 2-13	79788	4-4
41722	2-2, 2-71	57192	2-23, 2-27	79789	4-4
41833	2-43	57569	2-7	79790	4-4
42227	2-41	57804	2-21	79792	4-4
43844	2-25	57965	2-39	79793	4-4
44078	2-17, 2-19	57979	2-45	79794	4-4
		58286	2-23, 2-27	79795	4-4
		58518	3-9, 3-13	79796	4-4
		58519	3-9, 3-13	79797	4-4
		58520	3-9, 3-13	79798	4-4
		58819	2-7	79799	4-4
				79812	4-4



Part Number	Page Number	Part Number	Page Number
79820	4-4	82733	2-73
80069	5-25	82839	2-53
80126	2-69, 3-5	83038	2-2, 2-3, 2-71
80127	2-69, 3-5	83161	3-19
80181	2-17, 2-19	83189	2-2, 2-3, 2-61
80317	3-25	83265	3-19
80318	3-25	83284	2-27
80331	2-17, 2-19	83300	2-23
80395	2-67, 3-3	83313	3-25
80637	2-31	83315	3-25
80921	2-73	83318	3-25
81569	2-53	83324	3-25
81580	2-7	83325	3-25
81581	2-7	83332	3-25
81582	2-7	83338	3-25
81658	2-49	83347	3-25
81668	2-49	83348	3-25
81692	2-23, 2-27	83349	2-31
81694	2-23, 2-27	83384	2-75
81695	2-23, 2-27	83451	2-43, 4-3
81705	2-65	83452	2-49, 4-2
81710	2-63	83454	2-41
81711	2-63	83457	2-37
81715	2-2, 2-57	83458	2-37
81716	2-57	83465	2-43
81721	2-9	83466	2-43
81729	2-61	83470	2-65
81733	2-63	83482	2-23, 2-27
81735	2-61	83486	2-41
81747	2-57	83493	2-33
81748	2-2, 2-57	83495	2-23, 2-27
81750	3-5	83496	2-23, 2-27
81759	2-59	83513	2-33
81775	2-61	83523	2-43
81785	3-3	83527	2-31
81786	2-69	83532	2-23, 2-27
81796	2-63, 2-67	83541	2-71
81797	2-57	84086	2-33
81798	2-65	86041	2-43
81816	2-75	86824	2-31
81818	2-61	86860	3-25
81819	2-63	86866	2-79
81828	2-2, 2-71	87242	2-69, 3-5
81830	2-2, 2-71	87299	2-71
81838	2-2, 2-71	87308	2-9, 2-23, 2-71
81855	2-9	87346	3-17
81884	2-61	87725	2-53
81890	2-71	87816	3-25
81894	2-63	87948	3-17
81897	2-57, 2-59, 2-61, 2-63	87949	3-17
81917	2-71	89710	2-77
81955	2-67, 3-3	9003643	2-65
81973	2-31	97031	2-51
81975	2-31		
81976	2-31		
81983	2-45		
81986	2-45		
81987	2-45		
81991	2-45		
82226	2-55		

**PART DESCRIPTION TO PAGE NUMBER CROSS REFERENCE LIST**

**A**

Actuator Kit, 12vdc, F/383681, Replmt, 2-79  
 Adaptor, Motor, Machine, 2-49  
 Adjusting Screw, 5-9  
 Air Cleaner Assy (Gas), 5-10  
 Air Cleaner Assy (Lpg), 5-11  
 Alternator, 2-43  
 Angle, 2-67, 3-3  
 Angle, Cover, Harness, 2-77  
 Angle, Fuellock Mount, 2-31  
 Angle, Mtg, Light, 3-7, 3-9  
 Angle, Mtg, Shaker, Filter, 2-75  
 Angle, Support, Exhaust, 2-33  
 Arm Wldt, Brush, 2-63  
 Arm Wldt, Lift, Mop, V, 3-25  
 Arm Wldt, Lift, Rh, 3-25  
 Arm, Hopper Lift, 2-77  
 Arm, Idler, 2-43  
 Arm, Safety, Hppr, 2-77  
 Arm, W/Label, 6200, 2-77  
 Armature Assy, 5-23  
 Axle, Wheel, Rear, 2-55

**B**

Backplate Assy, 4-3  
 Balancer Shaft 2, 5-7  
 Ball Bearing, 5-3, 5-5  
 Balljoint, 2-45  
 Battery, 12v, Wet, 2-35  
 Bearing, 2-65, 2-77  
 Bearing Assy, Vac Fan, 2-71  
 Bearing Kit, Ci, Front Drive Wheel, 2-47  
 Bearing, Ball, 2-43, 2-55, 2-63, 2-71  
 Bearing, Ball, 0.47b 1.26d 0.39w, 2-2  
 Bearing, Ball, 0.79b 1.85d 0.55w, 2-61  
 Bearing, Block, Nylon, 2-79  
 Bearing, Cone, 2-49, 3-26  
 Bearing, Cone, 1.25b 0.63w, 2-47  
 Bearing, Cup, 2-49  
 Bearing, Cup, 2.33d 0.47w, 2-47  
 Bearing, Fiberglass, 3-25  
 Bearing, Flange, 2-15, 2-51, 2-69, 3-5, 3-25  
 Bearing, Snap-In, 2-73  
 Bearing, Snap-In, .31B, .41Od, 2-57  
 Bearing, Thrust, 3-25, 4-2  
 Bearing, Thrust, 2.75b 3.63d 0.13w, 2-47  
 Bellcrank, 2-45  
 Belt, Seat, 3-23  
 Belt, V, [3I] 33.9I, 2-2, 2-3  
 Belt, V, [3V] 25.0I, 2-2, 2-3  
 Belt, V, [3V] 46.0I, Hy-T, 2-2, 2-3  
 Belt, V, 26.5I, Cogged [3V], 2-43  
 Belt, V, 3I 60.0I, 2-2, 2-3  
 Belt, V, 3L 33.90L, 2-63  
 Belt, V, 3L 60.0Lg, 2-71  
 Blind Cover, 5-3, 5-5  
 Blower Housing (Gas), 5-13  
 Body S/A, 4-3

Bolt, 5-3, 5-5, 5-25  
 Bolt & Washer, 5-9, 5-17  
 Bolt & Washer (Gas), 5-10  
 Bolt & Washer Assy, 5-3, 5-5, 5-9, 5-15, 5-21  
 Bolt And Washer Assy, 5-15  
 Bolt, Carriage, .31-18 X 1.00, 2-35  
 Bolt, Carriage, .38-16 X 1.50, 2-43  
 Bolt, Carriage, .38-16 X 2.00, 2-63  
 Bolt, Flange, 5-9  
 Boot, Cable, Battery, Black, 2-35  
 Boot, Cable, Battery, Red, 2-35  
 Bracket, 2-27  
 Bracket Wldt, Flap, Front, 2-59  
 Bracket Wldt, Side Brush, 2-69  
 Bracket Wldt, Sidebrush, 3-5  
 Bracket Wldt, Tank, Lpg, 2-29  
 Bracket, Arm, Brush, 2-61  
 Bracket, Guard, Hose, 2-65  
 Bracket, Guard, Solenoid, 2-73  
 Bracket, Hyd Filter, 2-41  
 Bracket, Keeper, 3-25  
 Bracket, Latch, 2-75  
 Bracket, Mount, 5-15, 5-25  
 Bracket, Mtg, Bellcrank, 2-45  
 Bracket, Mtg, Clamp, 2-49  
 Bracket, Mtg, Shroud, 2-11, 2-13  
 Bracket, Mtg, Switch, 3-19  
 Bracket, Skirt, Front, 2-59  
 Bracket, Sppt, Seat, Lh, 2-11, 2-13  
 Bracket, Support, Recirculatio, 2-57  
 Bracket, Tank, 2-25  
 Breather Cover, 5-3, 5-5  
 Breather Plate, 5-3, 5-5  
 Breather, Hyd, 2-41  
 Brush (-), 5-23  
 Brush (+), 5-23  
 Brush & Spring Assy, 2-69, 3-5  
 Brush Door Wldt, 2-61  
 Brush Holder, 2-69, 3-5  
 Brush, Disk, H. D. Polypropylene, 2-5  
 Brush, Disk, Polypropylene, 2-5  
 Brush, Disk, Swp, 20.5 D, 3-5  
 Brush, Swp, Natural Fiber, 2-5  
 Brush, Swp, Polypropylene, 2-5  
 Brush, Swp, Wedge, Polypropylene, 2-5  
 Brush, Swp, Window, Polypropylene, 2-5  
 Bumper Wldt, V-Mop, 3-25  
 Bumper, Rear, 2-75  
 Bushing, 2-49, 4-4  
 Bushing, Sleeve, 2-39, 2-51  
 Bushing, Sleeve, 0.50b 0.59d 0.38I, Stl, 2-77  
 Button, Plug, 2-7, 2-11, 2-13, 2-21, 2-75  
 Button, Plug, 0.50H 0.03-12, 2-11, 2-13  
 Button, Plug, 0.75H 0.03-12, 2-11  
 Button, Plug, 050H 0.03 - 12, 2-13

**C**

Cable Assy, Choke 37.00LG, 2-23  
 Cable, Brush, Side, 2-69, 3-5  
 Cable, Brush, Side, Rh, 2-67  
 Cable, Door, .12Dia, 13.50L, 2-79  
 Cable, Pull, 61.0I, Clevis / Clevis, 2-51  
 Cable, Sidebrush Lift Lh, 3-3  
 Cam, Brake, 2-51  
 Camshaft, 5-9  
 Cap, 4-4  
 Cap, Breather, Hyd, 5.2 Ds, 2-2  
 Cap, Brush, 2-69, 3-5  
 Cap, Fuel Tank, 2-25  
 Cap, Reservoir, Pump, Hyd, 4-5  
 Cap, Screw, 4-2  
 Cap, Tank, Fuel, 2-25  
 Cap, Wheel, 2-49  
 Carburetor (Lpg), 5-15  
 Carburetor Assy (Gas), 5-15  
 Case Metal, 5-23  
 Caster Assy, 2-47  
 Catch, Draw Pull, 2-75  
 Cdi Cntrlr (Lpg), 5-19  
 Cdi Unit (Lpg), 5-19  
 Chain, Link, 2-57  
 Chain, Roller #35, 375 Pitch, 2-15  
 Channel Wldt, Lift Lh, 3-25  
 Channel Wldt, Lift Rh, 3-25  
 Channel Wldt, Mtg, Pump, 2-43  
 Channel Wldt, Steering, 2-15  
 Channel, Foot Rest, 2-15  
 Channel, Guard, Muffler, 2-33  
 Channel, Mtg, Light, Ohg, 3-11, 3-13  
 Channel, Mtg, Sidebrush, 2-69, 3-5  
 Circuitbreaker, 15Amp, 2-21, 3-7, 3-9, 3-11, 3-13, 3-17  
 Circuitbreaker, 40Amp, 2-21  
 Clamp, 2-7, 2-33, 5-25  
 Clamp, Cable, 2-7, 2-21, 2-25, 2-35, 2-75, 2-77  
 Clamp, Hose, 2-25  
 Clamp, Hose .31 Od, 2-31  
 Clamp, Tube, 2-49  
 Clamp, Wormdrive, 2-25, 2-31, 2-33, 2-73  
 Clip, 2-69, 3-5, 5-7, 5-15  
 Clip, Christmas Tree, 2-33  
 Clip, Pine Tree, 0.236H, Plstc, 2-11, 2-13  
 Coil (Gas), 5-17  
 Coil, Ignition (Lpg), 5-19  
 Coil, Sensor (Lpg), 5-21  
 Coil, Stator, 5-21  
 Connecting Rod Assy, 5-7  
 Connecting Rod Bolt, 5-7  
 Connector, 4-5  
 Connector, Wire Lock, 4-5  
 Contactor, No, 12Vdc, 2-21  
 Control Unit, 5-15  
 Coupling, 2-29, 4-5  
 Cover, Filter, 2-75

Crankcase (Gas), 5-3  
 Crankcase (Lpg), 5-5  
 Crankshaft, 5-7  
 Cup Holder, 2-11, 2-13  
 Cylinder Baffle, 5-13  
 Cylinder Head (Gas), 5-3  
 Cylinder Head (Lpg), 5-5  
 Cylinder, Hyd, 2.0B 15.8S 2500, 2-39  
 Cylinder, Hyd, 2.0b 21.1l 15.75strk 2500, 2-39

**D**

Diode Unit, 5-15  
 Diode, Ele, Plug, 2-19  
 Diode, Electric Plug, 2-87  
 Dipstick, 2-23  
 Dipstick, Tube, Fill, 2-27  
 Door Assy, Brush, Lh, 2-9  
 Door Wldt, Dump, 2-79  
 Dowel Pin, 5-3, 5-5  
 Drive, 4-2  
 Drive Gear S/A, 4-3  
 Duct, Air, Engine, 2-23, 2-27  
 Duct, Inlet, Fan, 2-73  
 Duct, Vinyl, 11.0L, 3-11, 3-13  
 Duct, Vinyl, 12.0L, 3-11, 3-13  
 Duct, Vinyl, 31.0L, 3-11, 3-13

**E**

Element Set, 5-10, 5-11  
 Element Set, Filter, Air [Robn], 2-2  
 End Cap, 4-2  
 Engine Assy, Robn Lpg Eh34 (See Engine Breakdown), 2-27  
 Engine-11Hp Gas (See Engine Breakdown), 2-23  
 Exhaust Pipe, 5-9  
 Exhaust Valve, 5-9  
 Extinguisher, Fire, 3-20

**F**

Filter, Fuelock, 2-31  
 Filter, Oil, Hyd, 2-2, 2-41  
 Filter, Panl, Dust, 4.2 X 16.0 X 24.0, 2-2, 2-3, 2-75  
 Fitting, Bkhd, 2-29  
 Fitting, Brass, E90, 2-31  
 Fitting, Brass, Str, 2-31  
 Fitting, Brass, Tee, 2-29  
 Fitting, Elbow, 2-31  
 Fitting, Grease, 2-47  
 Fitting, Hyd E45 Pm04/Pf04, 2-29  
 Fitting, Hyd, Elbow, 2-39, 2-41, 2-43, 2-45, 2-49  
 Fitting, Hyd, Plug, 2-23, 2-27  
 Fitting, Hyd, Rst Jm04/.047, 2-39  
 Fitting, Hyd, Str, 2-23, 2-25, 2-27, 2-39, 2-41, 2-45, 2-49  
 Fitting, Hyd, Tee, 2-45

Fitting, Pipe, 2-31  
 Fitting, Pipe, E90 Pf04/Pf04, 2-31  
 Fitting, Pipe, Elbow, 2-29, 2-31  
 Fitting, Pipe, Elbow90, 2-31  
 Fitting, Pipe, Nipple, .25 Pt, 2-31  
 Fitting, Plug, 2-25  
 Fitting, Str, 2-29  
 Fitting, Tee PF02/PM02/PM02, 2-31  
 Fitting, Tube End, 2-23  
 Fitting, Tubeend, 2-27  
 Flange Bolt, 5-3, 5-5, 5-13, 5-19, 5-25  
 Flange Nut, 5-9, 5-10, 5-11  
 Flange, Bearing, 2-65  
 Flange, Mounting 2-Bolt, 4-2  
 Floor Tread, Anti-Slip, 2-7  
 Flywheel, 5-17, 5-21  
 Follower, Cyl, Plastic, 2-77  
 Frame Wldt, Main, 6200, 2-7  
 Frame Wldt, V-Mop, 3-25  
 Front Cover Assy, 5-23  
 Front Metal, 5-23  
 Frontplate Assy, 4-3  
 Fuelline, 2-25  
 Fuelock Replacement Kit, 2-31

**G**

Gasket, 2-17, 2-19, 2-73, 5-3, 5-5, 5-9, 5-10, 5-11  
 Gasket (Breathercover), 5-3, 5-5  
 Gasket (Breatherplate), 5-3, 5-5  
 Gasket (Brg Cover), 5-3, 5-5  
 Gasket (Head), 5-3, 5-5  
 Gasket (Muffler), 5-9  
 Gasket (Rocker Cover), 5-3, 5-5  
 Gasket Set, 5-3, 5-5, 5-9  
 Gasket, Air Intake, 2-23, 2-27  
 Gasket, Cap, Hyd, 2-41  
 Gasket, Sender, Fuel, 2-25  
 Gauge Kit, Hourmeter, F/31988 [10k], 2-17, 2-19  
 Gauge, Fuel, 0-90Ohm 8-18Vdc, 2-17  
 Gauge, Hourmeter, 12-60vdc, Analog [10k], 2-17, 2-19  
 Geroler S/A, 4-2  
 Governor Gear, 5-3, 5-5  
 Governor Lever, 5-15  
 Governor Rod, 5-15  
 Governor Shaft, 5-15  
 Governor Sleeve, 5-3, 5-5  
 Governor Spring, 5-15  
 Grommet, 5-17, 5-21  
 Grommet, Rbr, 0.50ld, F/0.8H, .12Matl, 2-17  
 Grommet, Rbr, 0.50ld, For .12Matl, 2-23  
 Grommet, Rubber, 2-29, 2-75, 2-77, 3-7, 3-9, 3-11, 3-13  
 Guard Wldt, Ohg, Top, 3-15  
 Guard, Brush, Side, 2-69, 3-5  
 Guard, Fan Sheave, 2-71  
 Guard, Lamp, 3-7, 3-9, 3-11, 3-13

**H**

Handle Wldt, 2-63  
 Handle, Brush, Lift, Side, 2-67  
 Harness, Hopper, Gas/Lpg, 6200, 2-87  
 Harness, Light, Revl, Ohg, 6200, 3-11, 3-13  
 Harness, Main, Gas/Lpg, 6200, 2-87  
 Harness, Solenoid, Shaker, 2-75  
 Harness, Taillight, 6200, 3-17  
 Harness, Wire, Switch, Key, Diode, 2-19  
 Headlight, 12Vdc, 3-17  
 Hinge, 2-9, 2-11, 2-13  
 Hinge Wldt, Cover, 2-75  
 Hinge, Door, Dump, 2-79  
 Hinge, Ele, 2-21  
 Holder Assy, Brush, 5-23  
 Hopper Wldt, 6200, 2-75  
 Horn, 12Vdc, 2-7  
 Hose, Fuel, 2-25  
 Hose, Fuel, .38ld, 42.0L, 2-25  
 Hose, Hyd, 2-23, 2-27, 2-37, 2-39  
 Hose, Hyd, Low04, Jf Str/E45, 2-37  
 Hose, Hyd, Med06, Jf Str/Str, 2-37  
 Hose, Hyd, Suc12, Jf12str /Jf12e45, 17.0, 2-37  
 Hose, Lpg, 2-29  
 Hose, Lpg, Low Pressure, .375l, 2-31  
 Hose, Vacuum, 2-31  
 Housing, 4-2  
 Housing Assy, Steering, 6200, 2-15  
 Housing Assy, Wheel, Rear, 2-55  
 Housing Wldt, V-Mop, 3-25  
 Housing, Bearing, 2-71  
 Housing, Brg, Vacfan, 2-2  
 Housing, Drive Wheel, 2-49  
 Housing, Fan, 2-71  
 Housing, Blower (Lpg), 5-13

**I**

Idler Gear S/A, 4-3  
 Impeller, 9.06 D X 0.375 B, 2-71  
 Instr, Use And Care, 6200, 2-88  
 Instruction, Repair, Valve, 4-4  
 Insulation, Acoustic, Back, Fa, 2-71  
 Insulation, Acoustic, Side, Fa, 2-71  
 Insulation, Acstc, Front, 2-39  
 Insulation, Acstc, Side, 2-39  
 Insulation, Heat, Exhaust, 2-33  
 Insulation, Panel, Seat, 2-11, 2-13  
 Insulation, Panel, Side, RH, 2-11, 2-13  
 Insulator, 5-9  
 Intake Pipe, 5-9  
 Intake Valve, 5-9  
 Isolator, 2-49, 3-26  
 Isolator, Rubber, Muffler, 2-33  
 Isolator, Vib, Bshg, 1.4d 0.7l .4b 0.68h, 2-39  
 Isolator, Vib, Ring, 1.4d 0.7l 0.8b, 2-39

## CROSS REFERENCE

### J

Joint U, 2-15

### K

Key, 4-3  
Key Set, 2-17, 2-19  
Key, Sq, 0.19 X 0.19, 0.50l, 2-65  
Key, Square, 2-15, 2-43, 2-65, 2-71  
Key, Woodruff, 2-15, 4-2  
Kit, Alarm, Backup, 12Vdc 6200, 3-19  
Kit, Brush, 2-43  
Kit, Ci, Solenoid, Damper, 2-73  
Kit, Extinguisher, Fire, 6200, 3-20  
Kit, Headlight, Taillight, 12V, 3-17  
Kit, Horn, Back-Up Alarm, 3-19  
Kit, Light, Flsh, 12Vdc, 6200, 3-9  
Kit, Light, Flsh, Ohg, 12Vdc, 3-13  
Kit, Light, Revl, 12Vdc, 6200, 3-7  
Kit, Light, Revl, Ohg, 12Vdc, 3-11  
Kit, Maint, 400hr [6100/6200 G] Robin, 2-2  
Kit, Maint, 400hr [6100/6200 Lp] Robin, 2-2  
Kit, Maint, 800hr [6200 G/Lp], 2-3  
Kit, Mop, V, 6200, 3-25  
Kit, Ohg, 6200, 3-15  
Kit, Perf, Sweeper, [6200 G/Lp], 2-2  
Kit, Rail, Slide, Seat, 3-21  
Kit, Replmt, Bearing, Vacuum Fan, [6100], 2-2, 2-3  
Kit, Replmt, Knob Assy, [6100], 2-2, 2-3  
Kit, Seal, Cylinder, 2-39  
Kit, Seat, Suspension, 3-22  
Kit, Skirt, [6200], 2-3  
Kit, Skirt, 6200, 2-57  
Knob Assy, 2-61  
Knob, M8X1.25 Insert, 2-61  
Knob, Round, Press On .50, 2-63, 2-67

### L

Label, 5-13  
Label Set, Info/Hzrd, 6200, 2-88  
Label Set, Opertnl, Ic, 6200, 2-88  
Label, Headlight, 2-7  
Label, Taillight, 2-75  
Lamp, 3-7, 3-9, 3-11, 3-13, 3-17  
Lamp, Flsh, Amb, 12Vdc Rework, 3-9, 3-13  
Lamp, Indicator 12 Volt, 2-17, 2-19  
Lamp, Revl, Amb, 12Vdc Rework, 3-7, 3-11  
Lampholder, 3-17  
Latch Assy, Lpg Tank Mtg,W/Nut, 2-29  
Latch, Door, 3-25  
Latch, Push, 1.0 X 1.5, 2-9  
Latch, Push, 1.5 X 1.8, 2-9  
Leg, Ohg, Rear, Paint, 3-15  
Lens,Flashing Lite Fr207 Amber, 3-9, 3-13  
Lens,Flashing Lite Fr207 Blue, 3-9, 3-13

Lens,Flashing Lite Fr207 Red, 3-9, 3-13  
Lens,Rev.Light,Amber, 3-7, 3-11  
Lens,Rev.Light,Blue, 3-7, 3-11  
Lens,Rev.Light,Red, 3-7, 3-11  
Lever, Brake, 102Mm Long, 2-51  
Lever, Recirc Adj, 2-57  
Light Assy Tail, 3-17  
Light, Indctr/Red 12V .1A Jmco, 2-17, 2-19  
Link, 2-73  
Link, Brush Arm, 2-63  
Link, Chain, 2-15  
Linkage Wldt, Valve, 2-45  
Lock, LP Fuel, 2-31

### M

Main Bearing Cover, 5-3, 5-5  
Manual Pkg, 6200E, 3-28  
Manual Pkg, 6200E Jp, 3-28  
Manual, Eng Service, [Robin Eh340], 3-28  
Manual, Oprtr, 6200E Es Na, 3-28  
Manual, Oprtr, 6200E Fr Na, 3-28  
Manual, Service, 6200E, 3-28  
Mat, Floor, 2-15  
Module, Shaker, 12V, 2-21  
Molding, Trim 11-14Ga 11.50, 2-7  
Molding, Trim 11-14Ga 6.75, 2-7  
Molding, Trim 11-14Ga 8.50, 2-7  
Molding, Trim 11-14Ga 1.75, 2-25  
Molding, Trim 11-14Ga 8.50, 2-11, 2-13  
Molding, Trim 3/16-5/16 1.50, 2-77  
Mop, V Dust, 3-25  
Motor, 12V, 4-5  
Motor, Ele, 12vdc 0.08hp 0068rpm 04.5a, 2-69, 3-5  
Motor, Hyd Gear, 4-2  
Motor, Hyd, Gear, Int, 06.2 (See Breakdowns), 2-49  
Mount, Cable Tie, 2-75, 3-7, 3-9, 3-11, 3-13, 3-17  
Muffler, 5-9

### N

N Brush 1, 5-23  
N Brush 2, 5-23  
Nut, 2-29, 5-7, 5-9, 5-15, 5-23, 5-25  
Nut-Low Crown, .31-18, 2-11, 2-13  
Nut, Hex Flange, M8, 2-23  
Nut, Hex, Flange, M06-1.0, 2-27, 2-31, 3-11, 3-13  
Nut, Hex, Flange, M08-1.25, 2-7, 2-11, 2-13, 2-17, 2-19, 2-21, 2-27, 2-31, 2-41, 2-51  
Nut, Hex, Flexlock, .31-24, 2-71  
Nut, Hex, Jam, .25-20, 2-79  
Nut, Hex, Jam, .31-18, 2-35  
Nut, Hex, Jam, .31-24, 2-21  
Nut, Hex, Lock M08-1.25, NI, 2-79  
Nut, Hex, Lock, .25-20, NI, 2-25

Nut, Hex, Lock, .25-28, NI, 2-45  
Nut, Hex, Lock, .31-18, NI, 2-43, 3-21, 3-22  
Nut, Hex, Lock, .38-16, NI, 2-43  
Nut, Hex, Lock, .38-16, NI, Ss, 2-63  
Nut, Hex, Lock, M04-0.7, 3-25  
Nut, Hex, Lock, M05-0.8, NI, 2-21, 2-61, 2-75  
Nut, Hex, Lock, M06 X 1.0, NI, 2-39  
Nut, Hex, Lock, M06 X 1.0, NI, Ss, 2-2  
Nut, Hex, Lock, M06-1.0, NI, 2-11, 2-13, 2-17, 2-19, 2-21, 2-35, 2-45, 2-53, 2-67  
Nut, Hex, Lock, M06-1.0, NI, Ss, 2-69, 3-5  
Nut, Hex, Lock, M06-1.0, NI,Ss, 2-9, 2-57, 2-59  
Nut, Hex, Lock, M08 X 1.25,NI, Ss, 2-2  
Nut, Hex, Lock, M08-1.25, 2-53  
Nut, Hex, Lock, M08-1.25,NI, 2-11, 2-13, 2-15, 2-33, 2-49, 2-51, 2-57, 2-59, 2-65, 2-67, 3-3, 3-19, 3-25  
Nut, Hex, Lock, M10-1.5, NI, 2-29, 2-35, 2-43, 2-53, 2-59, 2-61, 2-63, 3-15, 3-25  
Nut, Hex, Lock, M12-1.75,NI, 2-15, 2-49, 2-69, 3-5, 3-15, 3-23  
Nut, Hex, Lock, M12-1.75,NI,Ss, 2-61  
Nut, Hex, M12X1.75 Special, 2-55  
Nut, Hex, Slotted, 4-2  
Nut, Hex, Std, .25-28, 2-45  
Nut, Hex, Std, .50-13, Lh, 2-63  
Nut, Hex, Std, #10-32, G2, 3-17  
Nut, Hex, Std, M03-0.5, 2-17, 2-19, 2-67  
Nut, Hex, Std, M03-0.5, Ss, 2-73  
Nut, Hex, Std, M06-1.0, 2-35  
Nut, Hex, Std, M06-1.0, Ss, 2-35  
Nut, Hex, Std, M08-1.25, 3-25  
Nut, Hex, Std, M10-1.5, 2-53, 3-25  
Nut, Hex, Std, M10-1.5, Ss, 2-29  
Nut, Hex, Std, M20-2.5, 2-77  
Nut, Hexslot 1.25-12, 2-47  
Nut, Wheel, .44-20 X 60 Angle, 2-55

### O

O-ring, 5-23  
Oil Scraper, 5-7  
Oil Seal, 5-3, 5-5  
Oil, Hyd, 5/20, 1 Gal, 2-2

### P

Pad, 2-7, 2-51, 2-53  
Paint, Airdry, Blk, 12oz, 2-3  
Paint, Airdry, Gray, 12oz [Enamel], 2-3  
Paint, Airdry, Iron Gray, 12oz[Pwdr Coat], 2-3  
Paint, Airdry, Off-White, 12oz, 2-3  
Paint, Airdry, Teal, 12oz, Solid, 2-3

Panel, Baffle, Air Intake, 2-23  
 Panel, Baffle, Air, Intake, 2-27  
 Panel, Electric W/Label, 2-21  
 Panel, Instrument, 2-17, 2-19  
 Panel, Sppt, Seat, Front, 2-11, 2-13  
 Panel, Sppt, Seat, Rh, 2-11, 2-13  
 Pedal, 2-51  
 Pedal, Accelerator, 2-53  
 Pedal, Brake, 2-51  
 Pedal, Front, Skirt, 2-59  
 Pin, 2-69, 3-5  
 Pin, Clevis, 2-39, 2-45, 2-51, 2-53,  
 2-63, 2-69, 2-77, 2-79, 3-5, 3-25  
 Pin, Clevis, .31 Dia X 1.75 Lg, 2-7  
 Pin, Cotter, 2-39, 2-45, 2-47, 2-49,  
 2-51, 2-53, 2-77, 2-79  
 Pin, Dowel, 2-49  
 Pin, Dowel, .312D, 1.5L, 2-49  
 Pin, Dowel, .375X2.000, 2-49  
 Pin, Hair Cotter, 2-51, 2-69, 2-79, 3-5,  
 3-25  
 Pin, Pivot, 2-73  
 Pinion Assy, 5-23  
 Pipe, Exhaust, 2-33  
 Piston Pin, 5-7  
 Piston Ring Set, +.25mm, 5-7  
 Piston Ring Set, +.50mm, 5-7  
 Piston Ring Set, Std, 5-7  
 Piston, +.25mm, 5-7  
 Piston, +.50mm, 5-7  
 Piston, Std, 5-7  
 Pivot, Cable, Dump Door, 2-79  
 Pivot, Motor, 2-65  
 Plate Wldt, Control, 2-53  
 Plate Wldt, Fan, 2-73  
 Plate, Arm Adj, 2-61  
 Plate, Arm, Idler, 2-61  
 Plate, Baffle, Filter, 2-75  
 Plate, Baffle, Exhaust, 2-33  
 Plate, Damper, 2-73  
 Plate, Door, Brush, 2-63  
 Plate, Door, Brush, Lh, 2-9  
 Plate, Door, Brush, Rh, 2-9  
 Plate, Hanger, Exhaust, 2-33  
 Plate, Hopper, Lip, 2-79  
 Plate, Jackshaft Mt, 2-65  
 Plate, Latch, 3-25  
 Plate, Link, Flap, 2-59  
 Plate, Mtg, Hyd Pump, 2-39  
 Plate, Mtg, Light, 2-17, 2-19  
 Plate, Mtg, Light, Ohg, 3-11, 3-13  
 Plate, Mtg, Motor, 2-49  
 Plate, Mtg, Shaft, 2-65  
 Plate, Ohg, Leg, Rear, 3-15  
 Plate, Poly, Slide, 2-7  
 Plate, Sidebrush Lift, 2-67, 3-3  
 Plate, Swivel, 2-47  
 Plug, 2-17, 2-19, 2-61, 4-2, 5-3, 5-5  
 Plug & O-Ring, 4-4  
 Plug Assembly, 4-4  
 Plug Terminal, 5-19  
 Plug, Brush Drive, Splined, 2-63  
 Plug, Brush, Drive, 2-61

Poppet, 4-4  
 Pulley, 2-43, 2-63, 2-65  
 Pulley, Cable, 1.5d, Nyl, 3-3  
 Pulley, Cable, 1.5d, Nyl, 2-67  
 Pump Assy, 4-5  
 Pump Assy, Hyd, 36V (See  
 Breakdowns), 2-39  
 Pump, Assy, Hyd, 12V, 4-5  
 Pump, Hyd Gear, 4-3  
 Pump, Hyd, Gear, Ext, 00.4 X 3 (See  
 Breakdowns), 2-43  
 Push Rod, 5-9

**R**

Race Thrust, 4-2  
 Rail, 3-21  
 Rear Cover Assy, 5-23  
 Rectifier, 2-43  
 Regulator, 2-31, 2-43  
 Relay, 12V, 2-21  
 Release Lever, 5-9  
 Repair Info, Mtr, 4-2  
 Repair Info, Pmp, 4-3  
 Reservoir Assy, 4-5  
 Reservoir, 2.0Gal, 2-41  
 Retainer, 2-59, 2-61, 2-63, 2-73  
 Retainer, Flap, 2-57  
 Retainer, Flap, Recirculation, 2-57  
 Retainer, Hose, 2-49  
 Retainer, Recirc, Flap, 2-57  
 Retainer, Recirculation Flap, 2-57  
 Retainer, Ring, 2-51, 4-4  
 Retainer, Spring, 2-53  
 Return Spring, 5-9  
 Ring Gear, 5-17, 5-21  
 Ring, Retaining, 32Mm, 2-65  
 Ring, Retaining, Ext, 0.38d, [Selflock],  
 2-71  
 Ring, Retaining, Ext, 0.62d, Hd, 2-65  
 Rocker Arm Assy, 5-9  
 Rocker Cover, 5-3, 5-5  
 Rocker Shaft, 5-9  
 Rod Spring, 5-15  
 Rod Wldt, Damper, 2-73  
 Rod-Thrd, 2End .25-28, 2-45  
 Rod, Sppt, Seat, 2-11, 2-13  
 Rod, Thrd, 2 End, M06x1.0 07.5l, 2-35  
 Rubber Pipe, 5-3, 5-5

**S**

Scr Hex M12X1.75 20, 2-67, 3-3  
 Scr-Hex M 8X1.25 60 Full Th, 3-25  
 Screen, 2-23, 2-27  
 Screw, 2-57, 4-2, 5-25  
 Screw & Washer Assy, 5-21  
 Screw-Hex M10X1.25 20 8.8 Pltd, 2-23,  
 2-27  
 Screw, Btn, M08 X 1.25 X 25, Ss, 2-2  
 Screw, Butn, M12-1.75X 30, NI, 2-47  
 Screw, Cap, 4-3

Screw, Flat, M08-1.25X 16,10.9, 2-57  
 Screw, Flat, M08-1.25X 25,10.9, 2-65  
 Screw, Flat, M10-1.5 X 35,10.9, 2-59  
 Screw, Flt, M08 X 1.25 X 16, 10.9, 2-2  
 Screw, Hex, 2-47, 2-49, 2-51, 3-20  
 Screw, Hex 6X 1.0 16 Pltd, 2-7, 2-11,  
 2-13, 3-7, 3-9  
 Screw, Hex 6X 1.0 16 Pltd, 2-49, 2-57,  
 2-65, 2-75, 2-77  
 Screw, Hex M08-1.25 X 12, 2-65  
 Screw, Hex M10, 2-23  
 Screw, Hex M8, 2-23  
 Screw, Hex, .25-20 X 0.50, G5, 2-31  
 Screw, Hex, .25-20 X 0.75, Sems, 2-41  
 Screw, Hex, .31-18 X 0.62, 2-11, 2-13  
 Screw, Hex, .31-18 X 0.75, G5, 2-11,  
 2-13  
 Screw, Hex, .31-18 X 3.25, G5, 2-43  
 Screw, Hex, .31-18 X 5.00, G5, 2-43  
 Screw, Hex, .31-24 X 0.75, G5, 2-43  
 Screw, Hex, .38-16 X 2.50, G5, 2-43  
 Screw, Hex, Fmg, .31-18 X 0.50, 2-77  
 Screw, Hex, Fmg, M05-0.8 X 16, 2-73  
 Screw, Hex, Fmg, M06-1.0 X 12, 2-33,  
 2-53, 2-71  
 Screw, Hex, Fmg, M06-1.0 X 20, 3-7,  
 3-9, 3-11, 3-13  
 Screw, Hex, Fmg, M06-1.0 X 25, 2-7,  
 2-57  
 Screw, Hex, Fng, M06-1.0 X 10, 2-11,  
 2-13  
 Screw, Hex, M05-.08 X 12, 2-73  
 Screw, Hex, M05-0.8 X 12, 8.8, 3-19  
 Screw, Hex, M05-0.8 X 12, 8.8, 2-61,  
 2-75  
 Screw, Hex, M06 X 1.0 X 16, Fmg, 2-2  
 Screw, Hex, M06 X 1.0 X 25, Fmg, 2-2  
 Screw, Hex, M06 X 1.0 X 35, 8.8, 2-39  
 Screw, Hex, M06-1.0 X 12, 8.8, 2-9  
 Screw, Hex, M06-1.0 X 12, Ss, 2-23,  
 2-27  
 Screw, Hex, M06-1.0 X 16, 8.8, 2-11,  
 2-13, 2-31, 2-33, 2-35, 3-11, 3-13  
 Screw, Hex, M06-1.0 X 20, 8.8, 2-11,  
 2-13  
 Screw, Hex, M06-1.0 X 25, 8.8, 2-53  
 Screw, Hex, M06-1.0 X 40, 8.8, 2-7  
 Screw, Hex, M06-1.0 X 50, 8.8, 2-45  
 Screw, Hex, M06-1.0 X 12, 8.8, 2-71  
 Screw, Hex, M06-1.0 X 12, Ss, 2-71  
 Screw, Hex, M06-1.0 X 16, Ss, 2-69,  
 3-5  
 Screw, Hex, M06-1.0 X 20, 8.8, 2-63,  
 2-71, 2-77  
 Screw, Hex, M06-1.0 X 25, 8.8, 2-11,  
 2-13, 2-67  
 Screw, Hex, M06-1.0 X 40, 8.8, 2-27,  
 2-71  
 Screw, Hex, M06X1.0X12, 8.8, 2-23  
 Screw, Hex, M08-1.25 X 12, 8.8, 2-11,  
 2-13  
 Screw, Hex, M08-1.25 X 16, 8.8, 2-7,  
 2-25, 2-33, 2-75

## CROSS REFERENCE

- Screw, Hex, M08-1.25 X 20, 8.8, 2-7, 2-11, 2-13, 2-15, 2-21, 2-41, 2-43, 2-51, 2-59, 2-71, 2-75, 2-79, 3-19
- Screw, Hex, M08-1.25 X 25, 8.8, 2-27, 2-35, 2-49, 2-59, 2-61, 2-65
- Screw, Hex, M08-1.25 X 30, 8.8, 2-11, 2-13, 2-41, 2-49, 2-67, 3-3
- Screw, Hex, M08-1.25 X 35, 8.8, 2-51, 2-63
- Screw, Hex, M08-1.25 X 45, 8.8, 2-67, 3-3
- Screw, Hex, M08-1.25 X 45, 8.8, 2-31
- Screw, Hex, M08-1.25 X 50, 8.8, 2-59
- Screw, Hex, M08-1.25 X 60, 8.8, 2-67, 2-79
- Screw, Hex, M08-1.25 X 90, 8.8, 2-57, 2-79
- Screw, Hex, M10-1.5 X 35, 8.8, 2-43, 2-53
- Screw, Hex, M10-1.5 X 50, 8.8, 2-23, 2-35
- Screw, Hex, M10-1.5 X 60, 8.8, 2-53
- Screw, Hex, M10-1.5 X 16, 8.8, 2-27
- Screw, Hex, M10-1.5 X 25, 8.8, 2-29, 2-63, 3-25
- Screw, Hex, M10-1.5 X 30, 8.8, 2-15, 3-15
- Screw, Hex, M10-1.5 X 35, 8.8, 2-15
- Screw, Hex, M10-1.5 X 50, 8.8, 2-27
- Screw, Hex, M10-1.5 X 60, 8.8, 2-61, 3-15
- Screw, Hex, M10-1.5 X 70, Ss, 2-29
- Screw, Hex, M10-1.5 X 90, Fl, 3-25
- Screw, Hex, M12-1.75 X 25, 8.8, 2-69, 3-5, 3-23
- Screw, Hex, M12-1.75 X 40, 8.8, 2-49
- Screw, Hex, M12-1.75 X 60, 8.8, 2-69, 3-5
- Screw, Hex, M12-1.75 X 80, Ss, 3-15
- Screw, Hex, M12-1.75 X 120, 8.8, 2-61
- Screw, Hex, M20-2.5 X 80, 8.8, 2-77
- Screw, Pan, #31-18 X 0.75, G1, 3-21
- Screw, Pan, #12- X 0.50, 2-73, 2-77
- Screw, Pan, M03-0.5 X 12, 4.8, 2-17, 2-19, 2-73
- Screw, Pan, M03-0.5 X 25, 4.8, 2-67
- Screw, Pan, M04-0.7 X 10, Ss, 2-75, 3-25
- Screw, Pan, M05-0.8 X 12, Ss, 2-21
- Screw, Pan, M06-1.0 X 12, Ss, 2-9
- Screw, Pan, M06-1.0 X 16, 4.8, 2-21
- Screw, Pan, M06-1.0 X 20, 4.8, 2-21
- Screw, Pan, M06-1.0 X 35, 4.8, 2-21
- Screw, Pan, M06-1.0 X 20, 4.8, 2-17, 2-19
- Screw, Pan, M08-1.25 X 20, 4.8, 2-15
- Screw, Pan, M08-1.25 X 20, 4.8, 2-17, 2-19
- Screw, Panhead, 5-15
- Screw, Set, .25X0.25, Al, 2-15
- Screw, Set, .31-18 X 0.38, Ni, 2-15
- Screw, Set, M06-1.0 X 6, Soc, 2-71
- Screw, Set, M06-1.0 X 8, Ni, 2-43, 2-65
- Screw, Soc, M08-1.25 X 16, 2-53
- Screw, Soc, M08-1.25 X 16, Al, 2-59
- Screw, Soc, M10 X 1.5 X 40, 12.9, 2-39
- Seal, 2-49, 3-26
- Seal Kit, Motor, 4-2
- Seal Kit, Pump, 4-3
- Seal Kit, Vlv, 4-4
- Seal, Bulb, 41.1 Lg., 2-23, 2-27
- Seal, Bulb, Str, .76H .93W, 2-7
- Seal, Bulb, Str, .76H .93W 3, 2-7
- Seal, Bulb, Str, .76H .93W, 2-79
- Seal, Bulb, Str, 0.76h .93w 09.6l Adh, 2-2, 2-3
- Seal, Bulb, Str, 0.76h .93w 30.5l Adh, 2-2, 2-3
- Seal, Bulb, Str, 0.76h .93w 32.5l Adh, 2-2, 2-3
- Seal, Bulb, Str, 0.76h .93w 59.0l Adh, 2-2, 2-3
- Seal, Felt, .19, 4.3d 04.0h, 2-47
- Seal, Foam, 2-17, 2-19
- Seal, Hopper, Lip, 2-79
- Seal, Hppr, Lip, 2-3
- Seal, Inlet, Fan, 2-73
- Seal, Metriplk Plug, 4-5
- Seal, Panel, 2-15
- Seal, Rbr, Close, .25T .50W, 2-11, 2-13
- Seal, Rbr, Cisd, 0.25, 0.50w 31.2l Adh, 2-59
- Seat, 2-11, 2-13
- Seat Assy, Gas/LPG, W/Label 6200, 2-11, 2-13
- Seat, Suspension, 3-22
- Seatbelt Kit 6200, 3-23
- Send-Unit, 2-25
- Sensor, Lev, Oil (Gas), 5-3
- Sensor, Lev, Oil (Lpg), 5-5
- Shaft Wldt, Actuator, Door, 2-79
- Shaft, , 2-71
- Shaft, Brush Drive .88Dx5.2L ., 2-63
- Shaft, Drive, Main, .81d 14.8l, 2-65
- Shaft, Drive, Vacfan, 2-2
- Shaft, Drive, Vacfan, .66d 03.4l, 2-71
- Shaft, Output, 4-2
- Shaft, Steering, 2-15
- Shaft, Steering, Lower, 2-15
- Sheave, 2-63
- Sheave Kit, Vacfan, Replmt [6200], 2-65
- Sheave, 01grv, 03.9pd 0.62b [3l], 2-65
- Sheave, 3L, 1G, 1.621Pd, 0.375ld, 2-71
- Sheave, 3V 3.75 Pd, 2-43
- Sheave, 3V 3.75 Pd., 2-65
- Sheave, 3V, 2Gr, 3.30Pd, 2-43
- Shim .010 Thk, 4-4
- Shim .015 Thk, 4-4
- Shim .035 Thk, 4-4
- Shoe Assy, Brake, 180 X 30mm, 2-2, 2-3
- Shoe, Brake, 2-51
- Shroud, Front, Gas, 2-7
- Shroud, Front, Gas/Dsl, 2-7
- Shroud, Front, Lpg, 2-7
- Shroud, Lh, 6200, 2-7
- Shroud, Rh, 6200, 2-7
- Skirt, Deflector, Sidebrush, 2-57
- Skirt, Front, 2-2, 2-59
- Skirt, Recirc, 2-57
- Skirt, Recirculation, 2-2, 2-57
- Skirt, Recirculation, Front, 2-2
- Skirt, Recirculation, Rear, 2-2
- Skirt, Side, 2-2
- Skirt, Side, Lh, 2-2
- Skirt, Side, Rh, 2-2
- Sleeve, 2-7, 2-27, 2-49, 2-59, 2-67, 2-71, 3-3
- Sleeve Assy, Bearing, 2-49
- Sleeve, .438ld X 1.00Od X 1.00, 2-39
- Sleeve, 0.437d 0.318b 1.15l 430 Ss, 2-7
- Sleeve, 438ld, .75Od, .725L, 2-43
- Solenoid, 2-27, 5-25
- Solenoid, 12vdc, Damper, 2-73
- Solenoid, 12Vdc, Engine, 2-23
- Solenoid, Filter Shaker, 2-75
- Spacer, 2-53, 2-61, 3-25, 4-4, 5-9
- Spacer (Rocker Shaft), 5-9
- Spacer Plate, 4-2
- Spacer, 0.6, 5-7
- Spacer, 0.8, 5-7
- Spacer, 1.0, 5-7
- Spacer, 3.00D 1.25ld .12Nyl, 2-77
- Spacer, Pivot, Arm, Lift, 2-77
- Spacer, Round, Brush, Main, 2-63
- Spacer, Spring, 3-25
- Sparkplug (Gas), 5-17
- Sparkplug (Lpg), 5-19
- Sparkplug Cap (Gas), 5-17
- Sparkplug, Gas [Robn], 2-2
- Sparkplug, Lpg [Robn], 2-2
- Speed Control, 5-15
- Spkplugcap(Lpg), 5-19
- Spring, 4-4, 5-15
- Spring Pin, 5-9
- Spring Retainer, 5-9
- Spring Washer, 5-7, 5-23, 5-25
- Spring, Brush, 5-23
- Spring, Extension, 2-69, 3-5, 3-25
- Spring, Extn, 0.43od 0.05wir 01.4l, 2-75
- Spring, Parking Brake, 2-51
- Spring, Return, Brake, 2-51
- Spring, Tension, 2-59, 2-63, 2-73
- Spring, Torsion, 2-51, 3-25
- Spring, Die .50 ld 1.00 Od 1.25, 2-69, 3-5
- Sprocket, #35, 92tooth, 3.625b, 2-47
- Sprocket, Steering, 2-15
- Starter Motor Assy, 5-23
- Stopper Set, Pinion, 5-23
- Strainer, Hyd 10Gpm 100Mesh, 2-41
- Strap, 2-25
- Strap, Battery, Tie-Down, 2-35
- Strap, Mtg, Hyd Tank, 2-41
- Strip, Control Spring, 2-53
- Strip, Link, Brush Lift, 2-63
- Strip, Retainer, 2-57

Stud, 5-3, 5-5, 5-9  
 Support Wldt, Recirculation, 2-57  
 Switch, 2-17, 2-19  
 Switch Kit, Rocker, Replmt, 2-17, 2-19  
 Switch, Pushmom, Spst100A 12V, 2-17, 2-19  
 Switch, Rocker, 125vdc 16a Dpdt Mo/Of/Mo, 2-17, 2-19  
 Switch, Rocker, Mom, On-Off, D, 2-17, 2-19  
 Switch, Rocker, Spdt, 3Pos, 3-7, 3-9, 3-11, 3-13, 3-17  
 Switch, Roller, 3-19  
 Switch, Snap Actn, 250vdc 25a Spdt, 2-67

**T**

Tank-Lp,20#,Vap,Both,Fill Ga L, 2-29  
 Tank, Fuel, 1.9 Gal, 5.9w 7.0h 12.0l, 2-25  
 Tank, Fuel, 1.9Gal, 2-25  
 Tappet, 5-9  
 Terminal, Bullet, .156M 18/22Awg, 2-23  
 Terminal, Metripk Female 10ga, 4-5  
 Thermostat, Spot Switch, 2-73  
 Thrubolt, 5-23  
 Tie, Cable 1.75D Max 7.50Lg, 2-7, 2-29, 2-75, 3-7, 3-9, 3-11, 3-13, 3-17  
 Tie, Cable Uv 15.25 Lg, 2-49  
 Tire & Rim Assy, 2-55  
 Tire Assy, Solid, Rear Non Mark 12.0 X 3.5, 3-27  
 Tower Assy, Gas, W/Label, 6200, 2-11  
 Tower Assy, LPG, W/Label, 6200, 2-13  
 Tube, 2-57  
 Tube Wldt, Fill, 2-27  
 Tube, 00.38d 00.26b 00.6l Stil Plt, 2-39  
 Tube, 1.00D, .38B, 2.5L, 2-43  
 Tube, Fill, 2-23  
 Tube, Stil, .875B 3.25D .30l, 2-77

**V**

V-Belt, 3V0460 Hy-T, 2-43  
 Valve Guide (Gas), 5-3  
 Valve Guide (Lpg), 5-5  
 Valve Spring, 5-9  
 Valve, Check, 2-31  
 Valve, Fuel, 2-25  
 Valve, Hyd Cntrl Man, 4-4  
 Valve, Hyd Cntrl Man (See Breakdowns), 2-45  
 Valve, Press Relief, Lpg Rego, 2-29  
 Video, Oprtr, Dvd [6200], 3-28

**W**

Washer, 2-49, 2-55, 2-59, 2-63, 2-71, 3-21, 3-25, 3-26, 4-4, 5-7, 5-9, 5-25

Washer Kit, 5-23  
 Washer, .510B 1.00D .03Nylon, 2-77  
 Washer, .81B 295Od .12, Stil, 2-77  
 Washer, .875B 2.5Od, .12W Rewo, 2-77  
 Washer, 0.52b 0.90d .07, Stil, Pl, 2-2  
 Washer, 1.27b 2.38d .08, Stil, Pl, 2-47  
 Washer, Belleville, 2-61  
 Washer, Belleville, .25, 2-71  
 Washer, Belleville, .31, 2-43  
 Washer, Belleville, .38, 2-15  
 Washer, Flat, .25 Hard, 2-7, 2-11, 2-13, 2-21, 2-23, 2-25, 2-27, 2-31, 2-33, 2-35, 2-45, 2-57, 2-63, 2-71, 3-7, 3-9, 3-11, 3-13  
 Washer, Flat, .25 Sae, 2-9, 2-11, 2-13, 2-17, 2-19, 2-21, 2-77, 3-11, 3-13  
 Washer, Flat, .25 Ss, 2-23, 2-27, 2-69, 3-5  
 Washer, Flat, .31 Fender, 2-2, 2-11, 2-13, 2-57  
 Washer, Flat, .31 Hard, 2-7, 2-11, 2-13, 2-17, 2-19, 2-21, 2-23, 2-27, 2-31, 2-35, 2-41, 2-49, 2-51, 2-57, 2-59, 2-61, 2-63, 2-65, 2-67, 2-71, 2-75, 2-79, 3-3, 3-19, 3-21, 3-22  
 Washer, Flat, .31 Sae, 2-11, 2-13, 2-15, 2-21, 2-25, 2-33, 2-35, 2-43, 2-65, 2-67  
 Washer, Flat, .38 Hard, 2-15, 2-23, 2-27, 2-29, 2-35, 2-39, 2-61, 2-63, 3-25  
 Washer, Flat, .38 Sae, 2-43, 2-53, 3-15  
 Washer, Flat, .50 Hard, 2-15, 2-67, 3-3  
 Washer, Flat, .50 Sae, 2-45, 2-53, 2-77, 3-15, 3-23  
 Washer, Flat, #08, 2-75  
 Washer, Flat, #10, 2-21, 3-19  
 Washer, Flat, #10 Sae, 2-73, 2-75  
 Washer, Flat, 0.28b 1.38d .12, Hrs Pl, 2-39  
 Washer, Flat, M16, 17 X30X3Ss, 2-69, 3-5  
 Washer, Flat, M20, 21 X37X3, 2-51  
 Washer, Lock, Int-Ext, .25, 2-21, 2-27  
 Washer, Lock, Int-Ext, .38, 2-27, 2-35  
 Washer, Lock, Int, .25, 2-23, 2-35  
 Washer, Lock, Int, .25, Ss, 2-27  
 Washer, Lock, Int, .31, 2-11, 2-13, 2-21, 2-35  
 Washer, Lock, Int, #04, 2-17, 2-19, 2-67  
 Washer, Lock, Int, #06, 2-73  
 Washer, Lock, Int, #08, 2-75  
 Washer, Lock, Int, #10, 3-19  
 Washer, Neoprene, 2-27  
 Washer, Rubber, 2-23  
 Washer, Thrust, 2.75b 3.62d .03 Tarring, 2-47  
 Wheel Assy, Front, 2-49, 3-26  
 Wheel Assy, Front, 6200, 2-49  
 Wheel, Bumper 3.0 Od, 2-7  
 Wheel, Bumper, 4 In Dia, 2-7  
 Wheel, Front, 3-26

Wheel, Steering, 2-15  
 Wire, 2-35  
 Wire 1 Cp, 5-23  
 Wire 7 Cp (Lpg), 5-19  
 Wire Casing, 5-23  
 Woodruff Key, 5-7

**Y**

York Assy, 5-23












**TENNANT COMPANY**  
 Technical Publications #15  
 701 North Lilac Drive  
 P.O. Box 1452  
 Minneapolis, MN 55440-9947

POSTAGE WILL BE PAID BY ADDRESSEE

**BUSINESS REPLY MAIL**  
 FIRST CLASS MAIL PERMIT NO. 94 MINNEAPOLIS, MN



NO POSTAGE  
 NECESSARY  
 IF MAILED  
 IN THE  
 UNITED STATES



Fold along dotted lines

Tape here









**TENNANT COMPANY**  
 Technical Publications #15  
 701 North Lilac Drive  
 P.O. Box 1452  
 Minneapolis, MN 55440-9947

POSTAGE WILL BE PAID BY ADDRESSEE

**BUSINESS REPLY MAIL**  
 FIRST CLASS MAIL PERMIT NO. 94 MINNEAPOLIS, MN



NO POSTAGE  
 NECESSARY  
 IF MAILED  
 IN THE  
 UNITED STATES



Fold along dotted lines

Tape here

