



6080

Parts Manual



330000

Rev. 04

é B! !£ê



This manual is furnished with each new TENNANT Model 6080.

This manual consists of the How To Use This Manual; Standard Parts; Options; Breakdowns; and Cross Reference sections.

MACHINE DATA

Please fill out at time of installation for future reference.

Machine Model Number - 6080

Machine Serial Number - _____

Machine Options - _____

TENNANT Representative/phone no. - _____

Customer ID Number - _____

Date of Installation - _____

Manual Number - 330000

Revision: 04

Published: 01-00

HOW TO USE THIS MANUAL

This section on *HOW TO USE THIS MANUAL* will tell you how to:

- Find important machine information for ordering correct repair parts.
- Find TENNANT part numbers.
- Order TENNANT parts and supplies.

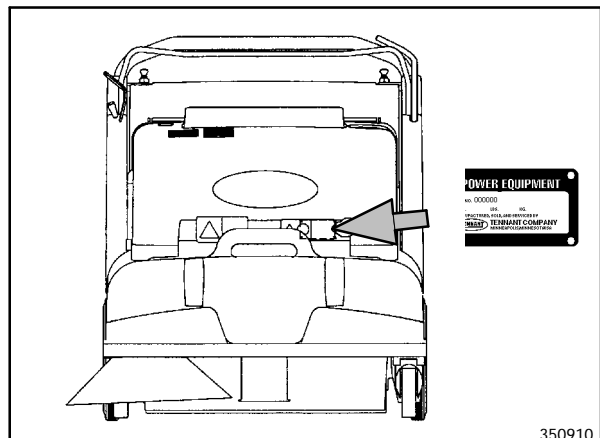

IMPORTANT INFORMATION

When placing an order for parts, the machine model and machine serial number are important. Refer to the *MACHINE DATA* box which is filled out during the installation of your machine. The *MACHINE DATA* box is located on the inside of the front cover of this manual.

The model number of your machine is on the side of the machine.

The serial number of your machine is printed on the machine data plate located as shown.

MACHINE DATA	
<i>Please fill out at time of installation for future reference.</i>	
Machine Model Number -6080	
Machine Serial Number -	_____
Machine Options -	_____
TENNANT Representative/phone no. -	_____
Customer ID Number -	_____
Date of Installation -	_____
Manual Number -330000	
Revision: 00	
Published: 05-97	



HOW TO USE THIS MANUAL

FINDING A TENNANT PART NUMBER

This manual contains the following sections:

- HOW TO USE THIS MANUAL
- STANDARD PARTS
- OPTIONS
- BREAKDOWNS
- CROSS REFERENCE

The STANDARD PARTS section lists repair parts for standard machines. They are grouped in this general order:

- General wear parts.
- Machine frame and related parts.
- Machine propelling system.
- Sweeping components.
- Electrical parts.

The OPTION section lists repair parts of options.

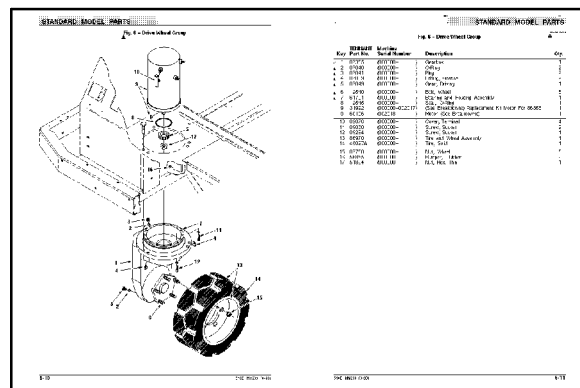
The BREAKDOWN section lists available repair parts of major components.

All sections in this manual consist of parts illustrations and corresponding parts lists.

The parts illustrations are numbered with **Ref** numbers which refer to corresponding parts lists.

The parts lists include a number of columns of information:


- **Ref** - column refers to the reference number on the parts illustration.
- **Ñ** - indicates the part is an assembly.
- **▲** - indicates the part is included in the assembly listed just before it.
- **TENNANT Part No.** - column lists the TENNANT part number for the part.
- **Serial Number** - column indicates the set of machines the part number is applicable to. Serial numbers change when the machine design has been modified. The most current design of the machine is shown in the main illustration, older designs are boxed in a corner of the illustration.
- **Description** - column is a brief description of the part.
- **Qty.** - column lists the quantity of that part used in that area of the machine.



Key	TENNANT Part No.	Machine Serial Number	Description	Qty.
7	87355	(000000-	Gearbox	1
▲	2 87840	(000000-	O-Ring	2
▲	3 87841	(000000-	Plug	1
▲	4 87639	(000000-	Fitting, Grease	1
▲	5 87849	(000000-	Gear, Driving	1
▲	6 12540	(000000-	Bolt, Wheel	5
▲	7 61791	(000000-	Bearing and Housing Assembly	1
▲	8 12545	(000000-	Seal, O-Ring	1
	9 31992	(000000-002017)	(See Breakdowns) Replacement Kit Motor For 86356	1
	9 60196	(002018-	Motor (See Breakdowns)	1
	10 02076	(000000-	Cover, Terminal	4
	11 09030	(000000-	Screw, Socket	2
	12 09294	(000000-	Screw, Socket	1
	13 89870	(000000-	Tire and Wheel Assembly	1
	14 45027A	(000000-	Tire, Solid	1
	15 87750	(000000-	Nut, Wheel	5
	15 55855	(000000-	Bumper, Flubber	1
	17 51824	(000000-	Nut, Hex, Thin	1

NOTE: If a service kit is installed on your machine, be sure to keep the **INSTRUCTION BULLETIN** which came with the kit. It contains repair parts numbers needed for ordering future parts.

NOTE: Fasteners used in this machine may be metric or non-metric. Take care when replacing hardware to replace with same thread size.



PLACING AN ORDER

Orders may be placed by phone, fax, or by mail. Phone orders may need written confirmation. Follow the steps below to insure prompt delivery:

1. Identify the model number of your machine.
2. Identify the serial number of your machine.
3. Find the part number of the part you need. Do not order by page number or reference number. If you are not able to find the part number, call your TENNANT representative for help or send the old part as a sample.
4. Determine the quantity of the part you need.
5. Provide the following company information:
 - Company name
 - Customer ID Number
 - Shipping address
 - Billing address
 - First and last name of person ordering parts
 - Telephone number
 - Purchase order number
6. Provide definitive shipping instructions.

HOW TO USE THIS MANUAL

Any claim for loss or damage to a shipment in transit should be filed promptly with the transportation company making the delivery. Shipments will be complete unless the packing list or order acknowledgement indicates items back ordered.

If parts received are suspected to be incorrect or defective, please contact the TENNANT representative from whom you ordered the part. They will give authorization for return and/or handle replacement shipments when required.


SECTION 2

CONTENTS	PAGE
Fig. 1 - General Recommended Maintenance Items	2-2
Fig. 2 - Replacement Brushes	2-3
Fig. 3 - Main Frame Group	2-4
Fig. 4 - Drive System Group	2-6
Fig. 5 - Main Brush Group	2-8
Fig. 6 - Side Brush Group	2-10
Fig. 7 - Hopper Group	2-12
Fig. 8 - Vacuum Fan Group	2-14
Fig. 9 - Vacuum Housing Group	2-16
Fig. 10 - Panel Filter Group	2-18
Fig. 11 - Brush Lift Handles Group	2-20
Fig. 12 - Clutch and Shift Handle Group	2-22
Fig. 13 - Gas Engine Group	2-24
Fig. 14 - Gas Engine Cover Group	2-26
Fig. 15 - LPG Engine Group	2-28
Fig. 16 - LPG tank Mounting Group	2-30
Fig. 17 - LPG Engine Cover Group	2-32
Fig. 18 - Instrument Panel Group	2-34
Fig. 19 - Battery Group	2-35
Fig. 20 - Electrical Schematic, Gas	2-36
Fig. 21 - Electrical Schematic LPG	2-37
Fig. 22 - Wire Harness Group	2-38
Fig. 23 - Label Group	2-40

Fig. 1 - General Recommended Maintenance Items

	Ref.	Tennant Part No.	Machine Serial Number	Description	Qty.
Ñ	1	80269	(000000-) Replmt Kit, Skirts & Seals6080	1
▲	2	379214	(000000-) Skirt, Rear	1
▲	3	378811	(000000-) Kit, Side Skirt, Rh	1
▲	4	378812	(000000-) Kit, Skirt, Side, Lh	1
▲	5	80373	(000000-) Seal	1
▲	6	80315	(000000-) Seal	1
▲	7	373142	(000000-) Skirt, Hopper	1
▲	8	80392	(000000-) Gasket, Cuff	1
▲	9	80096	(000000-) Seal, Chamber	1
▲	10	80260	(000000-) Gasket, Vac Fan	1
▲	11	72970	(000000-) Rivet, Plstc	5
▲	12	80186	(000000-) Plate, Skirt, Retainer	5
	13	80432	(000000-) Bag, Vacuum, Disposable 10Pk	1
	14	80141	(000000-) Angle, Lip	1
	15	222403	(000000-) Wheel, 2.0 Dia	1
	16	80188	(000000-) Filter Pkg, Panel, 94 Pleats	1
	17	80071	(000000-) Element, Air Cleaner	1
	18	80099	(000000-) Spark Plug	1
	19	80116	(000000-) Kit, Replmt, Main Br Belt 6080	1
	20	80464	(000000-) Hose, Flex	1
	21	80939	(000000-) Belt, V	1
	22	80481	(000000-) Pin, Main	1
	23	80151	(000000-) Belt, Flat	1
	24	80126	(000000-) Brush & Spring Assy	1

Fig. 2 - Replacement Brushes



350846 - ALL

Ref.	Tennant Part No.	Machine Serial Number	Description	Qty.
1	80042	(000000-) Brush, Side	1
1	378804	(000000-) Brush, Side STFP	1
2	80058	(000000-) Brush, Sweep, 24Lg Poly	1
3	80355	(000000-) Brush, Carpet	1
4	80351	(000000-) Brush, Sweep, Sandwedge 6080	1
5	378802	(000000-) Brush, Sweep, P&W 6080	1

Fig. 3 - Main Frame Group

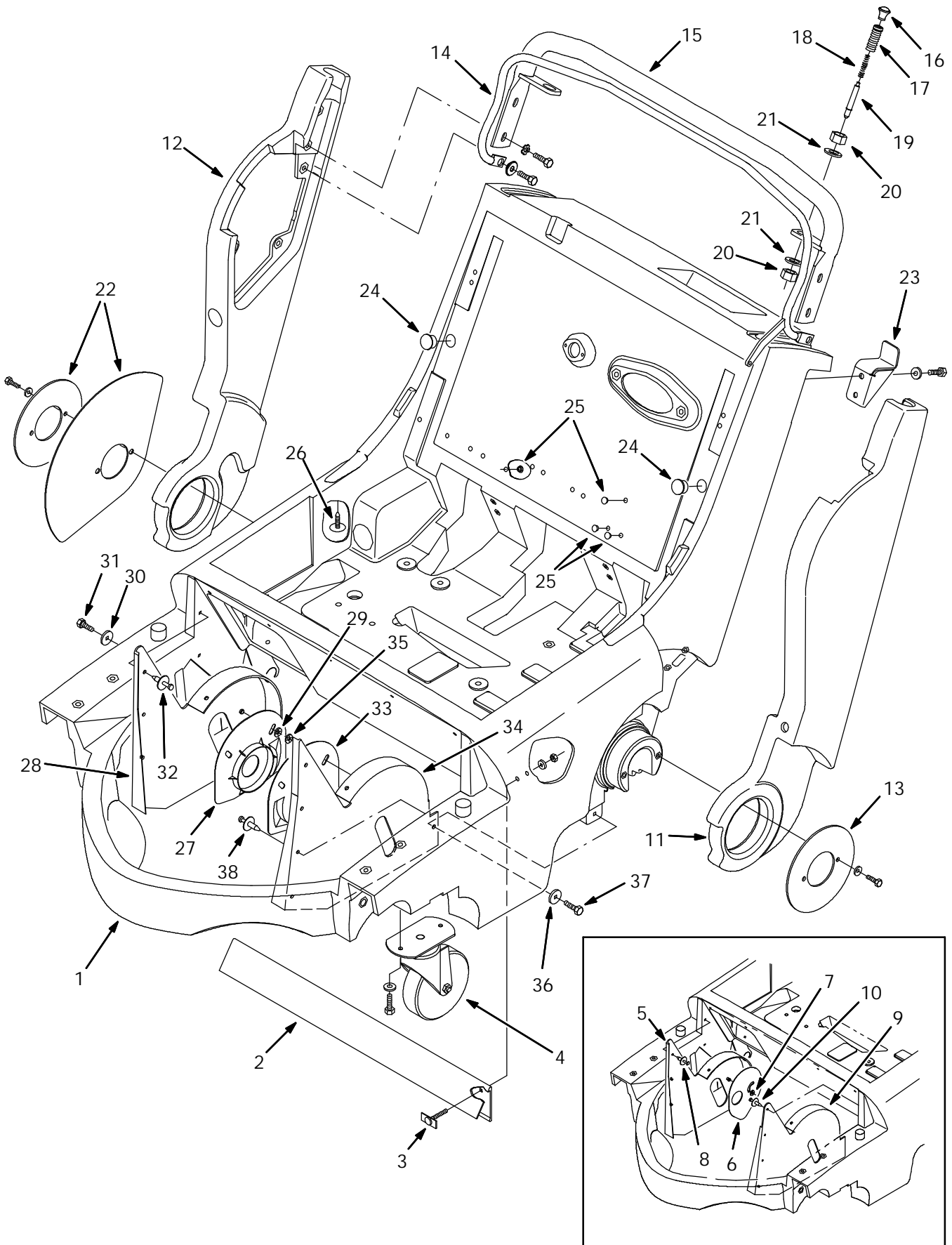


Fig. 3 - Main Frame Group

Ref.	Tennant Part No.	Machine Serial Number	Description	Qty.	
1	80014	(000000-) Frame, Main	1	
2	379214	(000000-) Skirt, Rear	1	
3	80186	(000000-) Plate, Skirt, Retainer	5	
4	80028	(000000-) Caster, 5.0D X 1.37 Wheel	2	
Ñ	80102	(000000-003060) Kit, Side Skirt, Rh	1	
▲	5	80333	(000000-003060) Skirt, Drive Side	1
▲	6	80975	(000000-003060) Plate, Side Skirt, Ph	1
▲	7	80026	(000000-003060) Retainer, .25Od	1
▲	8	72968	(000000-003060) Rivet, Plastic .250X.898	7
Ñ	80182	(000000-003060) Kit, Skirt, Side, Lh	1	
▲	9	80332	(000000-003060) Skirt, Idler Side	1
▲	10	72968	(000000-003060) Rivet, Plastic .250X.898	7
	11	80422	(000000-) Handle, Main Lh	1
	12	80459	(000000-) Handle, Main Rh	1
	13	80037	(000000-) Plate, Retainer	1
	14	80945	(000000-) Lever, Clutch, Wldt	1
	15	80430	(000000-) Handle, Steering	1
Ñ		80495	(000000-) Kit, Repair, Adj Handle	2
▲	16	80180	(000000-) Knob,#10-32,0.81Dia,Plastic	2
▲	17	80445	(000000-) Sleeve, Threaded	2
▲	18	80448	(000000-) Spring, Comp 0.34Idx.045Wire	2
▲	19	373141	(000000-) Pin, Handle Adjustment	2
▲	20	763066	(000000-) Nut,Hx Jam M16X2.0 Din 439	4
	21	04400	(000000-) Washer- Flt 17 X30X3 Ss M16	2
	22	80105	(000000-) Shield, Dirt Kit	1
	23	80106	(000000-) Bracket, Handle Stop	1
	24	80288	(000000-) Plug, Hole .812	2
	25	80061	(000000-) Plug, Hole .297	4
	26	378770	(000000-) Clip	1
Ñ		378811	(003061-) Kit, Skirt, Rh	1
▲	27	378806	(003061-) Guard	1
▲	28	378809	(003061-) Skirt	1
▲	29	80026	(003061-) Retainer, .25Od	1
▲	30	41178	(003061-) Washer, Flat, .25 Fender	1
▲	31	20394	(003061-) Screw, Hex, #10 X 0.62, Fmg Ab	1
▲	32	72968	(003061-) Rivet, Plstc	7
Ñ		378812	(003061-) Kit, Skirt, Lh	1
▲	33	378807	(003061-) Guard	1
▲	34	378810	(003061-) Skirt	1
▲	35	80026	(003061-) Retainer, .25Od	1
▲	36	41178	(003061-) Washer, Flat, .25 Fender	1
▲	37	20394	(003061-) Screw, Hex, #10 X 0.62, Fmg Ab	1
▲	38	72968	(003061-) Rivet, Plstc	7

Fig. 4 - Drive System Group

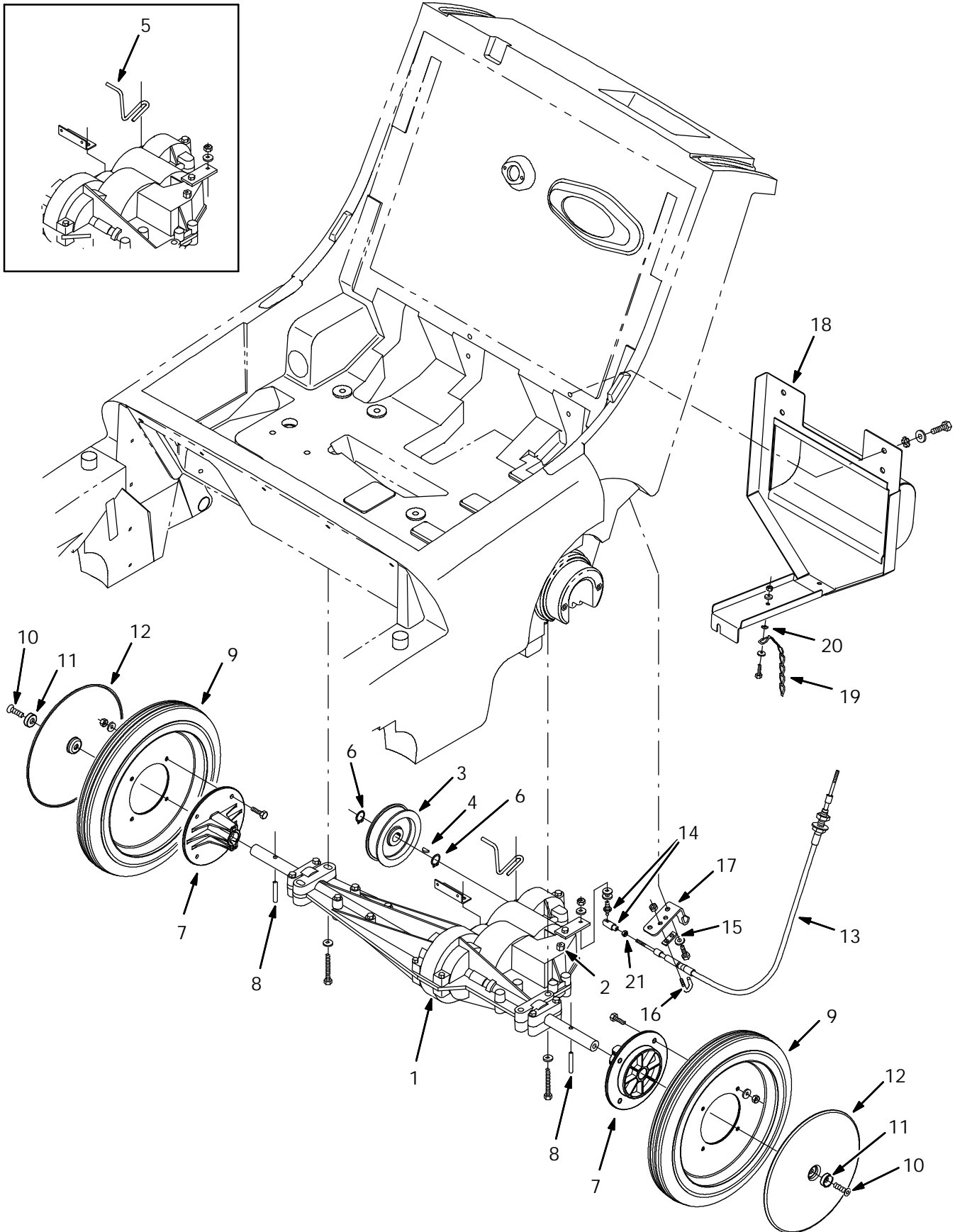


Fig. 4 - Drive System Group

	Ref.	Tennant Part No.	Machine Serial Number	Description	Qty.
Ñ	1	80476	(000000-) Kit, Transaxle Assy (see breakdowns)	1
▲	2	80471	(000000-) Fitting, Relief 1/8	1
	3	80110	(000000-) Sheave, Flat, 3.7Od	1
	4	00500-4	(000000-) Key-Wdruff 0.12 0.50 Asa#0404	1
	5	80498	(000000-002410) Guard, Belt	1
	6	33373	(000000-) Ring, Retain,Ex,0.62Od,Heavydt	1
	7	378776	(000000-003449) Hub, Wheel	2
	7	373105	(003450-) Hub, Wheel	2
	8	18276	(000000-) Pin,Dowel,0.2502Dia.X 1.50 Lg	2
	9	80148	(000000-) Tire & Wheel Assy	2
	10	222692	(000000-) Screw-Flat 8X1.25 25Nylon Loc	2
	11	80922	(000000-) Washer, Finish M8 Pltd	2
	12	80465	(000000-) Hubcap	2
	13	80415	(000000-) Cable, Shift, Push Pull	1
	14	80158	(000000-) Balljoint,	1
	15	80429	(000000-) Support, Cable	1
	16	80425	(000000-) Bolt, Bent, M6	1
	17	80113	(000000-) Plate, Support, Cable	1
	18	80962	(000000-) Plate Wldt, Backstop	1
	19	222842	(000000-) Chain, Static, Brass	1
	20	41139	(000000-) Washer-Loc Int-Ext 10 Pltd	1
	21	01713	(000000-) Nut-Hx Std 10-32 G2 Pltd	1

Fig. 5 - Main Brush Group

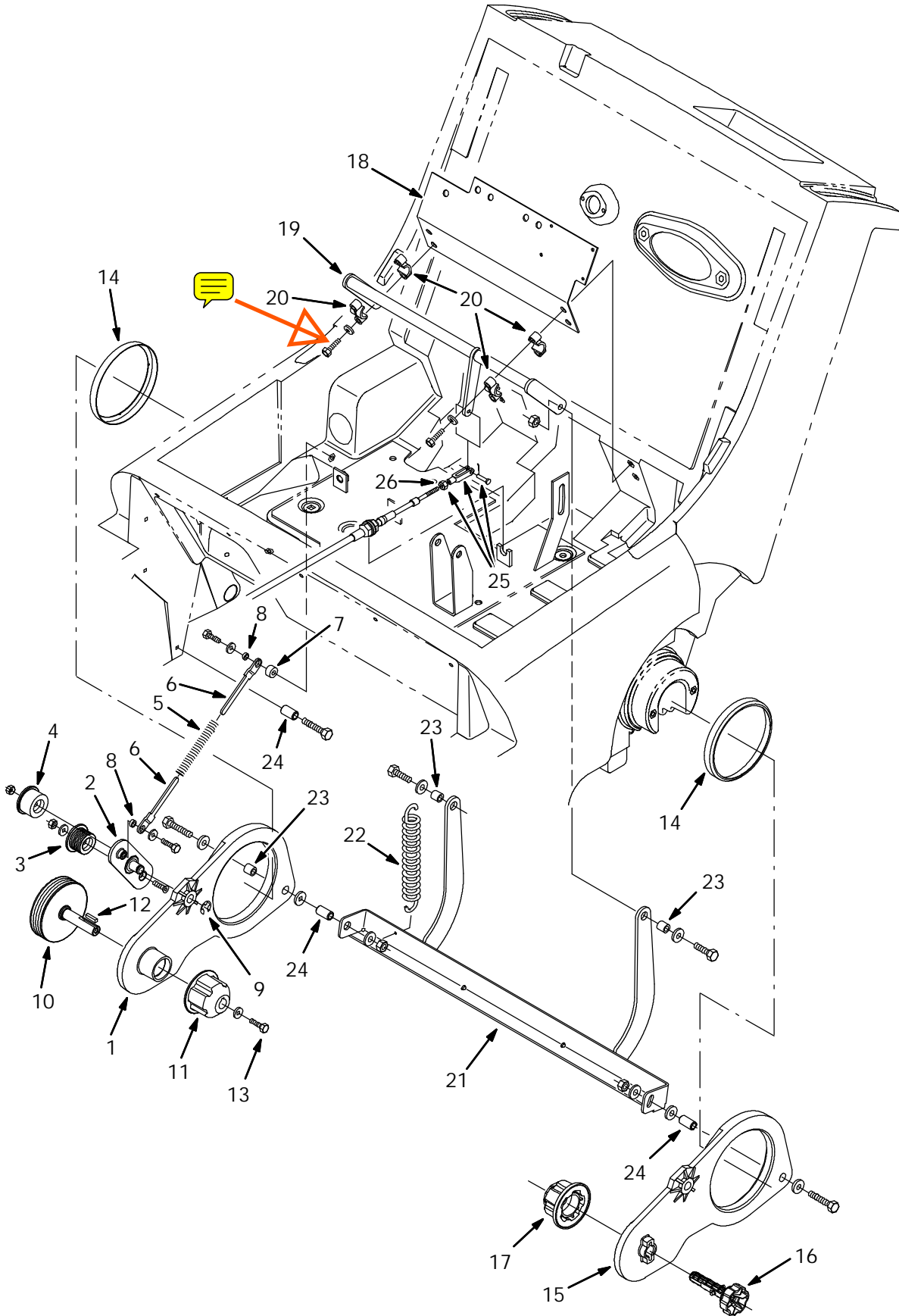


Fig. 5 - Main Brush Group

Ref.	Tennant Part No.	Machine Serial Number	Description	Qty.	
1	80047	(000000-) Arm, Brush	1	
2	80053	(000000-) Plate, Pivot	1	
3	80075	(000000-) Pulley, Idler	1	
4	80079	(000000-) Pulley, Idler	1	
5	80159	(000000-) Spring, Comp,	1	
6	80160	(000000-003787) Strip, Spring, Comp	2	
6	373140	(003788-) Strip, Spring, Comp	2	
7	80937	(000000-) Sleeve, .025Ob .62D .34Pm	1	
8	80491	(000000-) Sleeve, .25Ob .38D .156Ss	2	
9	80492	(000000-) Ring, Retaining, Ex	1	
10	80048	(000000-) Shaft, Sheave	1	
11	378805	(000000-) Plug, Brush Drive	1	
12	00911	(000000-) Key Square 0.18 0.18 00.75 Lg	1	
13	11329	(000000-) Scr-Hexssm 6X1.0 16 Nylonloc	1	
14	80371	(000000-) Ring, Wear	2	
15	80424	(000000-) Arm, Brush, Idler Side	1	
16	80481	(000000-) Pin, Main Brush	1	
17	379202	(000000-) Plug, Brush	1	
18	80956	(000000-) Plate, Support, Cross Shaft	1	
19	80379	(000000-) Shaft, Wldt, Cross	1	
20	80387	(000000-) Block, Bearing 0.625Dia	4	
21	80384	(000000-) Link Wldt, Brush Lift	1	
22	80836	(000000-) Spring, Extension	1	
23	222460	(000000-) Sleeve	3	
24	80395	(000000-) Sleeve, .318B .50D .65Ss	3	
Ñ	25	27880	(000000-) Yoke Assy.	1
▲	26	01713	(000000-) Nut-Hx Std 10-32 G2 Pltd	1

Fig. 6 - Side Brush Group

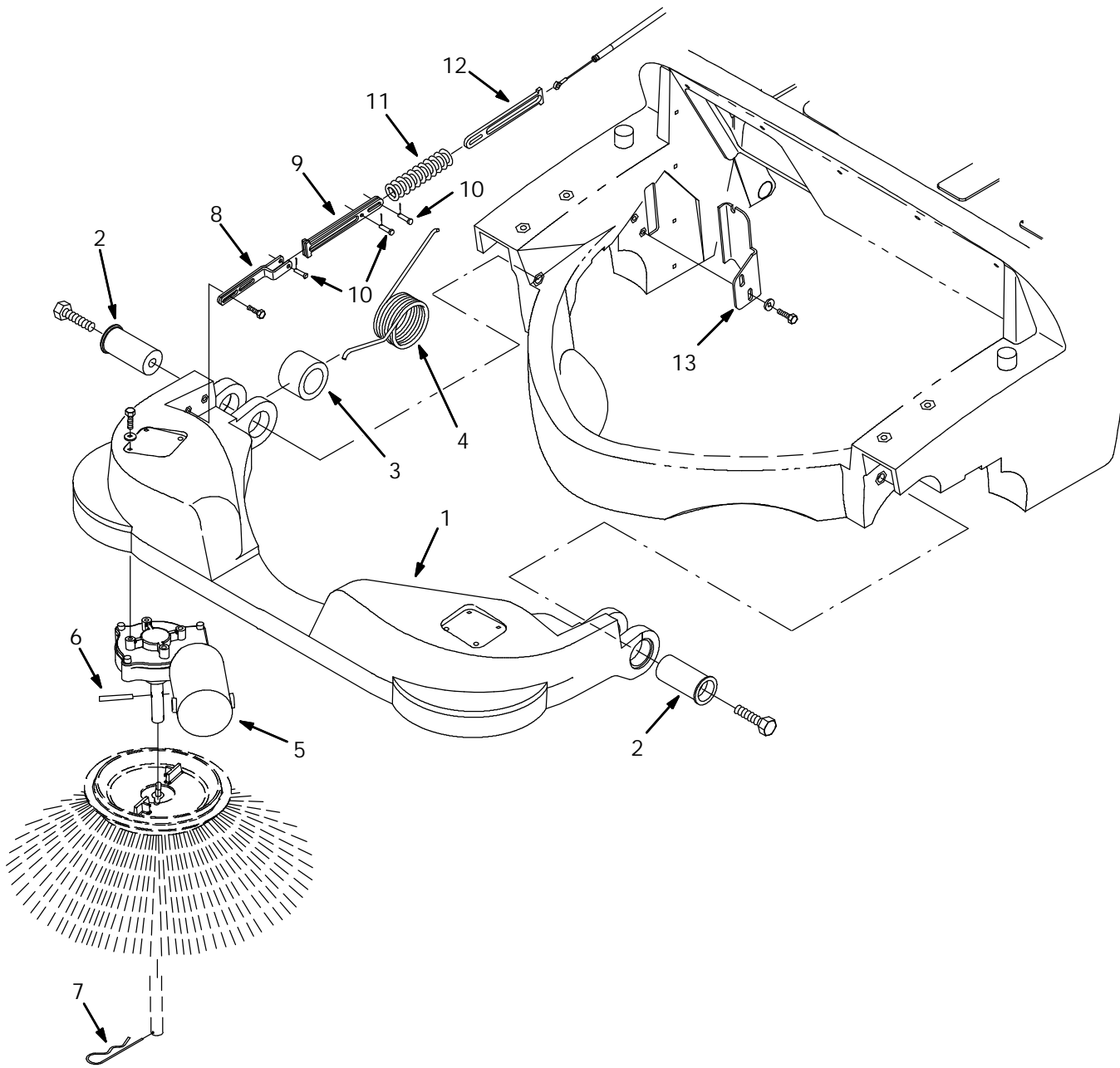


Fig. 6 - Side Brush Group

Ref.	Tenant Part No.	Machine Serial Number	Description	Qty.
1	80045	(000000-) Housing, Brush, Side	1
2	80016	(000000-) Pivot, Bushing	2
3	80321	(000000-) Sleeve, 1.45B 2.1D 1.5 Pltd	1
4	80318	(000000-004308) Spring, Tors 2.36Idx 18 Wire	1
4	379207	(004309-) Spring, Tors 2.36Idx 18 Wire	1
Ñ	5 379212	(000000-) Motor, Side Brush 12V Rh	1
▲	80126	(000000-) Brush&Spring Assy Se	1
▲	80127	(000000-) Brush Cap Se	2
6	11516	(000000-) Pin,Roll,.25Odx1.75L,.250/.256	1
7	02942	(000000-) Pin,Hair Cotter .12Wire 2.37SI	1
8	80155	(000000-) Bracket Wldt, Lift	1
9	80483	(000000-004308) Strip, Spring	2
9	379216	(004309-) Strip, Spring	2
10	76782	(000000-) Pin,Clevic,0.19 Dia.X 0.75 Lg	3
11	80484	(000000-) Spring, Comp, 0.74Idx.11 Wire	1
12	80974	(000000-004308) Strip, Spring	1
12	379215	(004309-) Strip, Spring	1
13	80010	(000000-) Bracket, Cable	1

Fig. 7 - Hopper Group

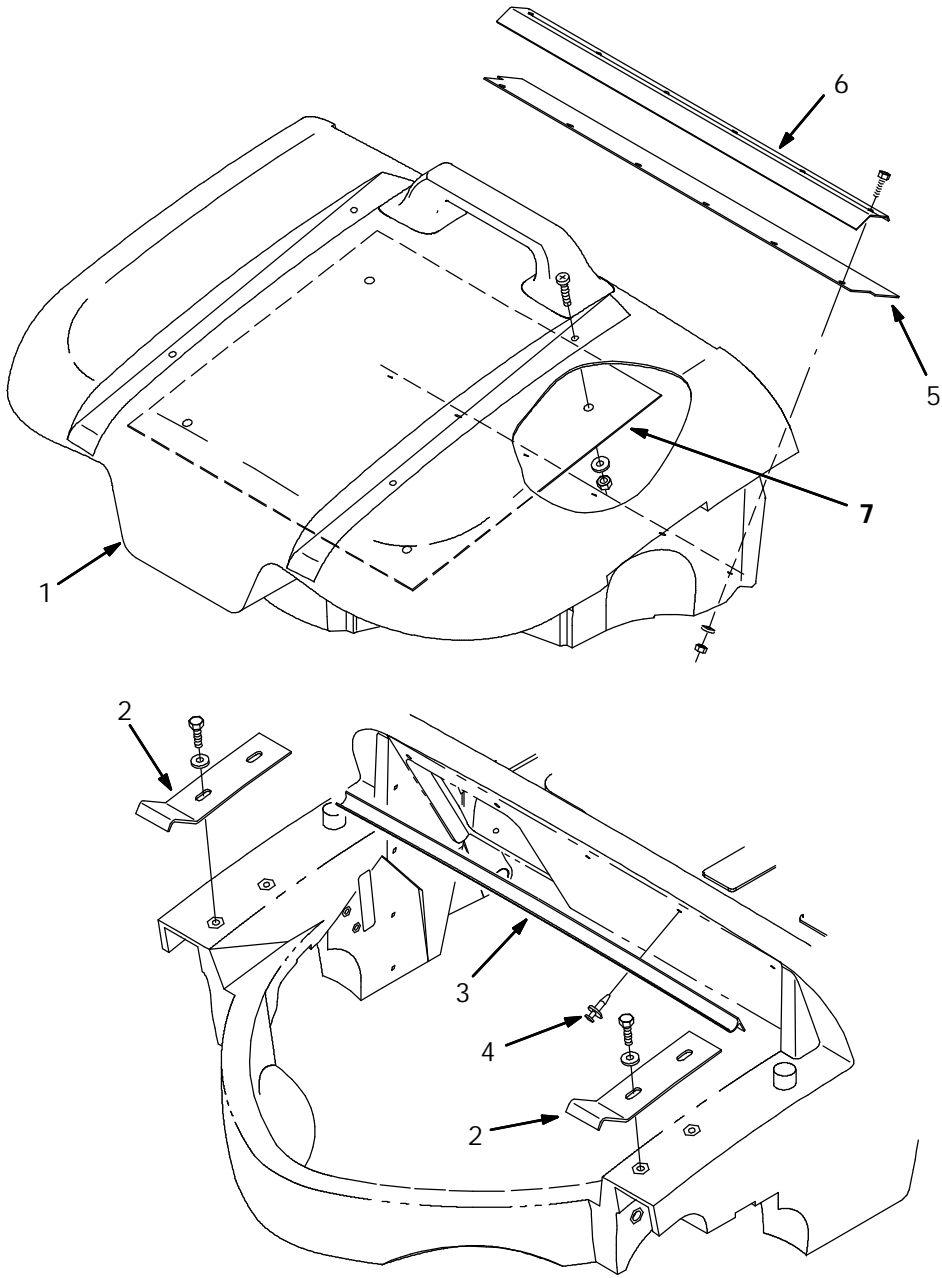


Fig. 7 - Hopper Group

Ref.	Tenant Part No.	Machine Serial Number	Description	Qty.
1	80081	(000000-) Hopper	1
2	80958	(000000-) Bracket, Support	2
3	80315	(000000-) Seal	1
4	72970	(000000-) Rivet, Plstc	5
5	80140	(000000-003605) Skirt, Hopper	1
5	373142	(0003606-) Skirt, Hopper	1
6	80141	(000000-) Angle, Lip	1
7	80266	(000000-) Plate, Firewall	1

Fig. 8 - Vacuum Fan Group

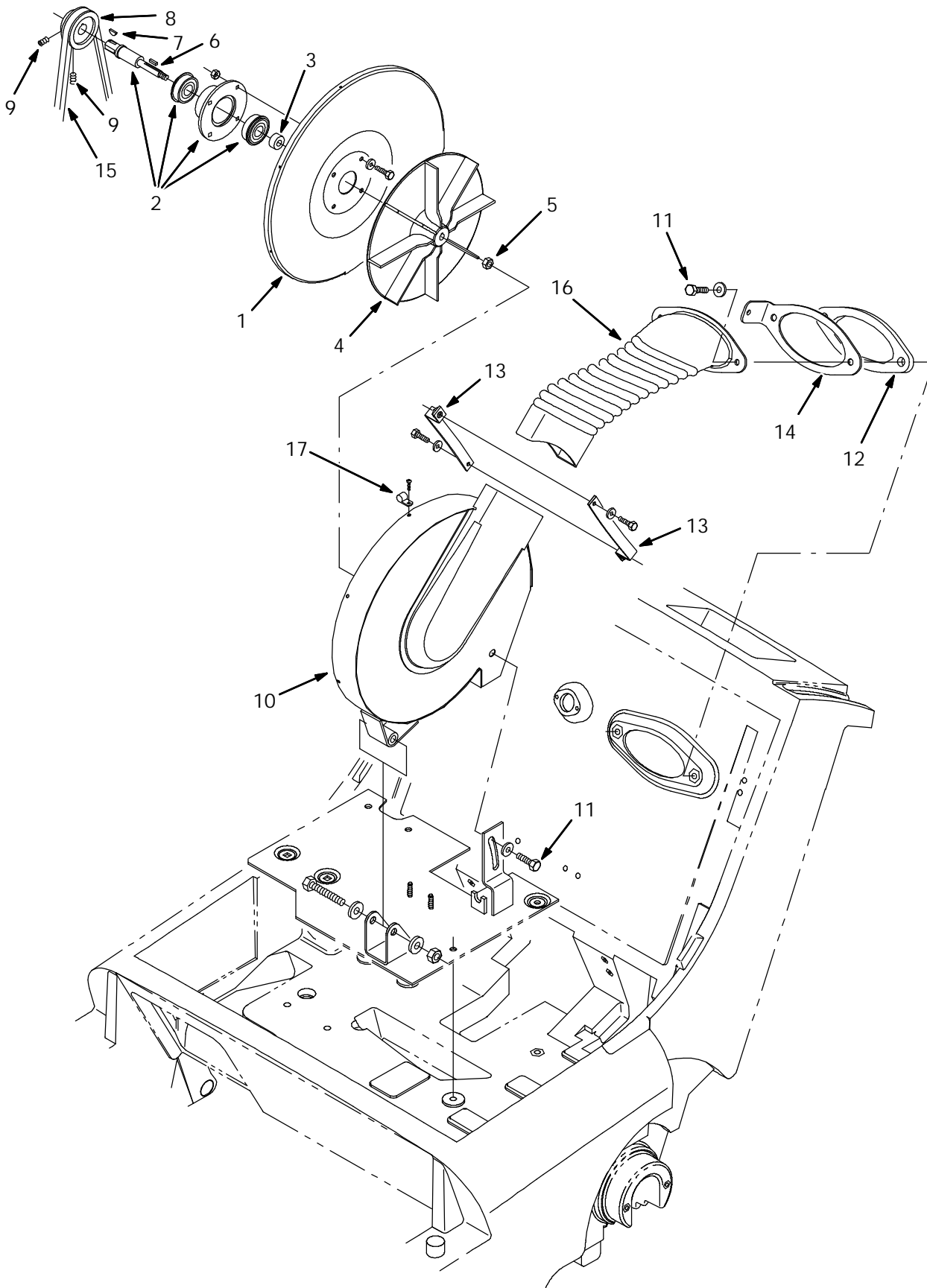


Fig. 8 - Vacuum Fan Group

Ref.	Tenant Part No.	Machine Serial Number	Description	Qty.
1	80314	(000000-) Plate, Backing, Vac Fan	1
2	16934	(000000-) Shaft,Brg&Flange Assy-Fan	1
3	379203	(000000-) Spacer	1
4	80320	(000000-) Impeller, 9.06 Dia X 0.375B	1
5	87299	(000000-) Nut-Hxflexloc .31-24 Thin Pltd	1
6	00960	(000000-) Key Square 0.12 0.12 00.50 Lg	1
7	00500-4	(000000-) Key-Wdruff 0.12 0.50 Asa#0404	1
8	01104	(000000-) Sheave,3L,1Gr,1.96Pd,0.62Id	1
9	46820	(000000-) Scr-Set .31-18X0.38 Nylon Loc	2
10	80088	(000000-) Vacuum Fan Housing	1
11	12273	(000000-) Scr-Hexssm 8X1.25 20 Nylnloc	3
12	80260	(000000-) Gasket, Vac Fan	1
13	80104	(000000-) Bar, Transition Mtg	2
14	80029	(000000-) Plate, Vac Fan, Prop Rod	1
15	80939	(000000-) V-Belt, 3L 210- One	1
16	80137	(000000-) Transition, Vacfan, Gas	1
17	09385	(000000-) Clamp, Cable	1

Fig. 9 - Vacuum Housing Group

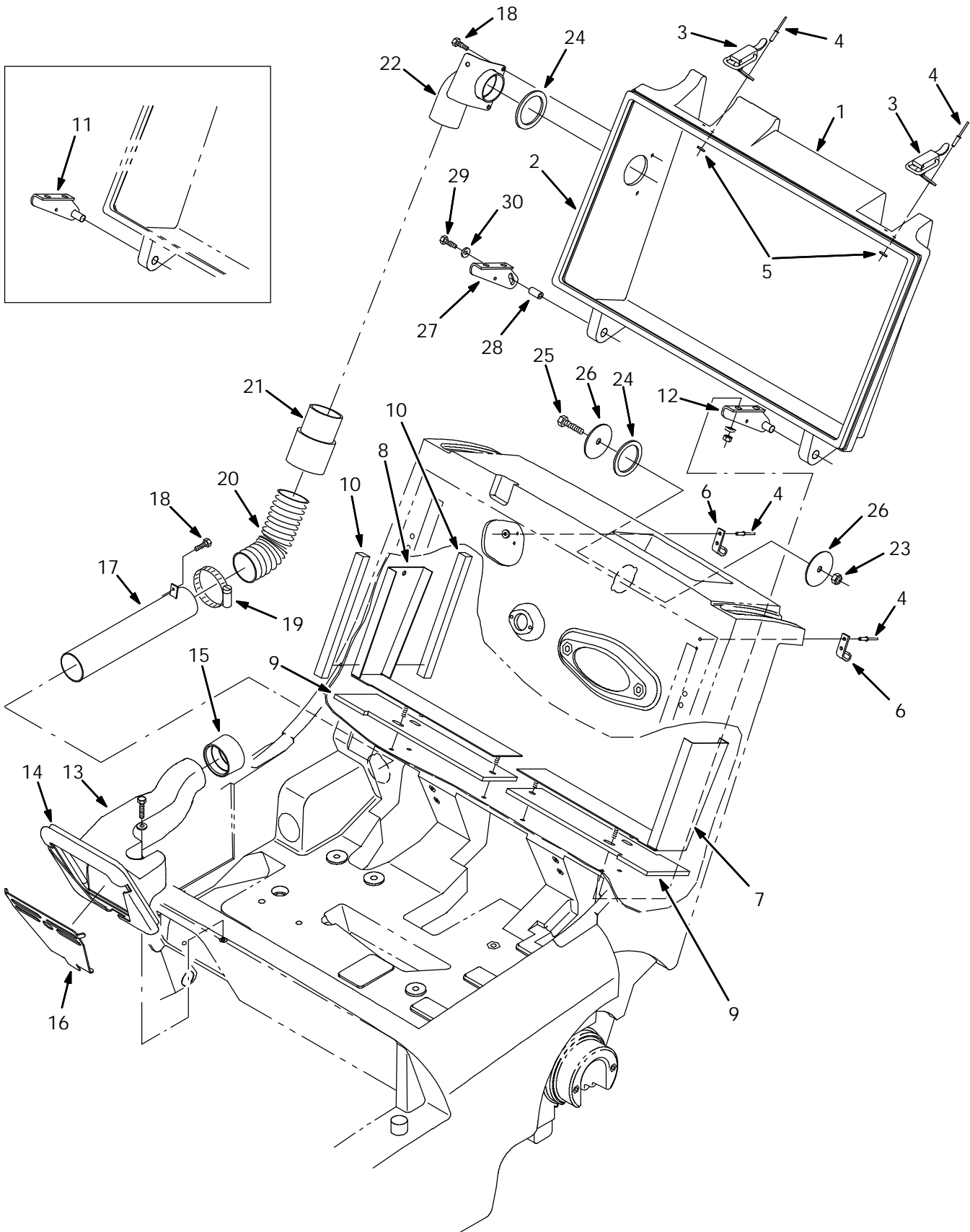


Fig. 9 - Vacuum Housing Group

Ref.	Tennant Part No.	Machine Serial Number	Description	Qty.
1	373147	(000000-) Kit, Replmt, Door, Filter	1
2	80373	(000000-) Seal	1
3	23709	(000000-) Catch, Draw Pull	2
4	80218	(000000-) Rivet, Pop .196Dx.76X38Dhd	8
5	08793	(000000-) Washer	8
6	80368	(000000-) Clip, Latch	2
7	80971	(000000-) Plate	1
8	80021	(000000-) Bracket, Sealing, Rh	1
9	80052	(000000-) Seal, Cover	2
10	80064	(000000-) Seal, Foam .62 .62 8.0	4
11	80366	(000000-004399) Bracket, Pivot	1
12	80011	(000000-) Bracket, Pivot Lh	1
13	373115	(000000-) Housing, Vacuum Hi Flow	1
14	80096	(000000-) Seal, Chamber	1
15	373116	(000000-) Seal, Tube, Vacuum	1
16	80017	(000000-) Screen, Vacuum Inlet	1
17	373123	(000000-) Tube, Vacuum	1
18	20394	(000000-) Screw, Hex, #10 X 0.62, Fmg Ab	4
19	22297	(000000-) Clamp, Wormdrive	1
20	373118	(000000-) Hose, Flex	1
21	83285	(000000-) Cuff, Hose	1
22	373113	(000000-) Coupling, Hose, Elbow	1
23	08709	(000000-) Nut, Hex, Lock, M08-1.25,NI	1
24	80392	(000000-) Gasket, Cuff	2
25	76570	(000000-) Screw, Hex, M08-1.25 X 30, 8.8	1
26	32492	(000000-) Washer, Flat, .38 Hard	2
27	379227	(004400-) Bracket, Pivot Rh	1
28	379226	(004400-) Pin, Tapped	1
29	06942	(004400-) Screw, Hex M06	1
30	32490	(004400-) Washer, Flat .25	1

Fig. 10 - Panel Filter Group

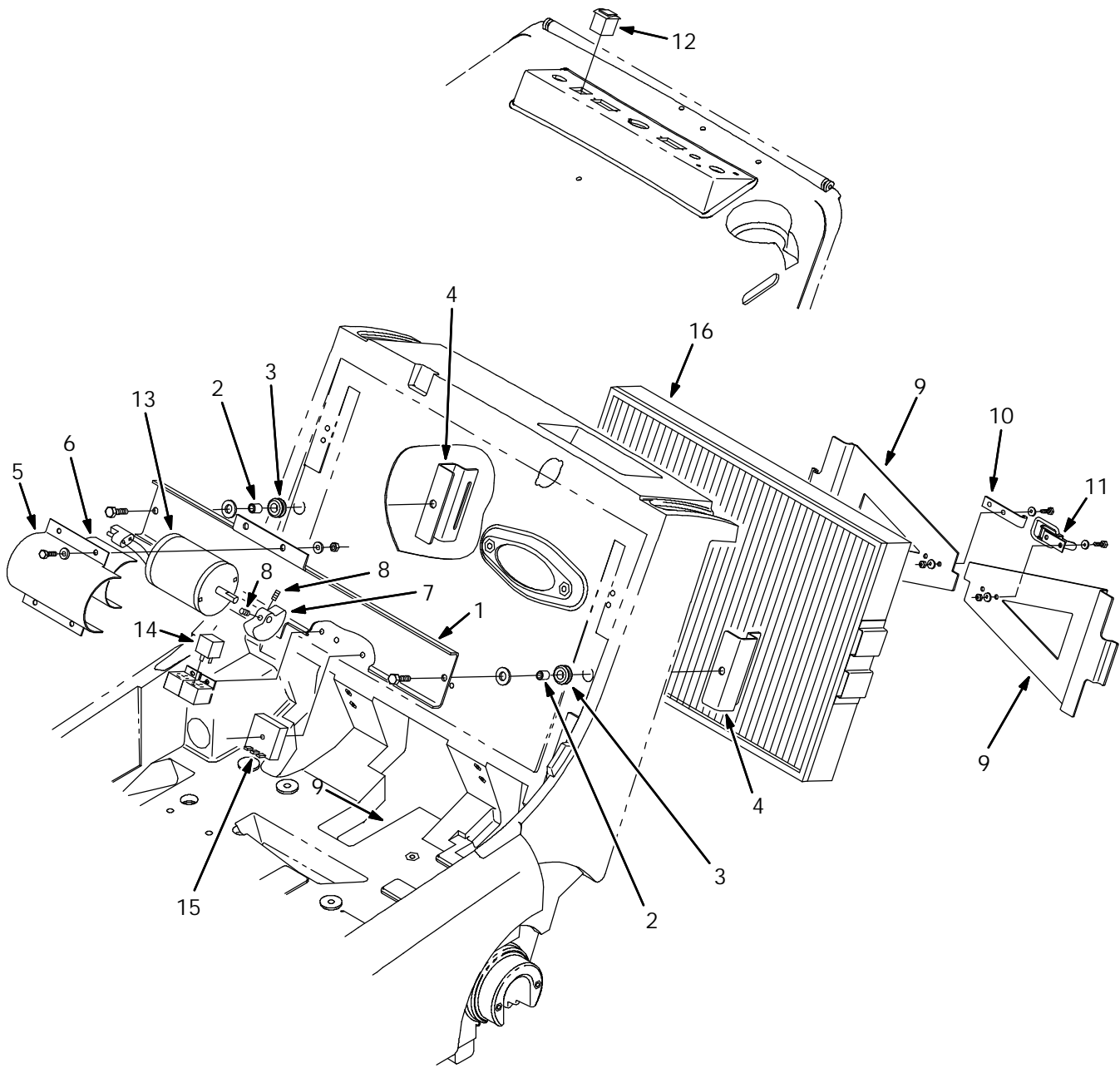


Fig. 10 - Panel Filter Group

Ref.	Tenant Part No.	Machine Serial Number	Description	Qty.
1	80436	(000000-) Bar, Shaker, Motor	1
2	360930	(000000-) Sleeve	2
3	87515	(000000-) Grommet, Rubber	2
4	379218	(000000-) Bracket, Shaker	2
5	80437	(000000-) Strap, Shaker Motor	1
6	44893	(000000-) Bar, Flat	1
7	55130	(000000-) Weight, Eccentric	1
8	20634	(000000-) Screw, Set, #10	2
9	80033	(000000-) Bracket, Retainer	2
10	80107	(000000-) Strike, Latch	1
11	23709	(000000-) Catch, Draw Pull	1
12	80296	(000000-) Switch, Rocker	1
13	54121	(000000-) Motor, Ele, Shaker	1
14	57804	(000000-) Relay, 12V	1
15	80329	(000000-) Timer	1
16	80188	(000000-) Filter Pkg, Panel, 94 Pleats	1

Fig. 11 - Brush Lift Handles Group

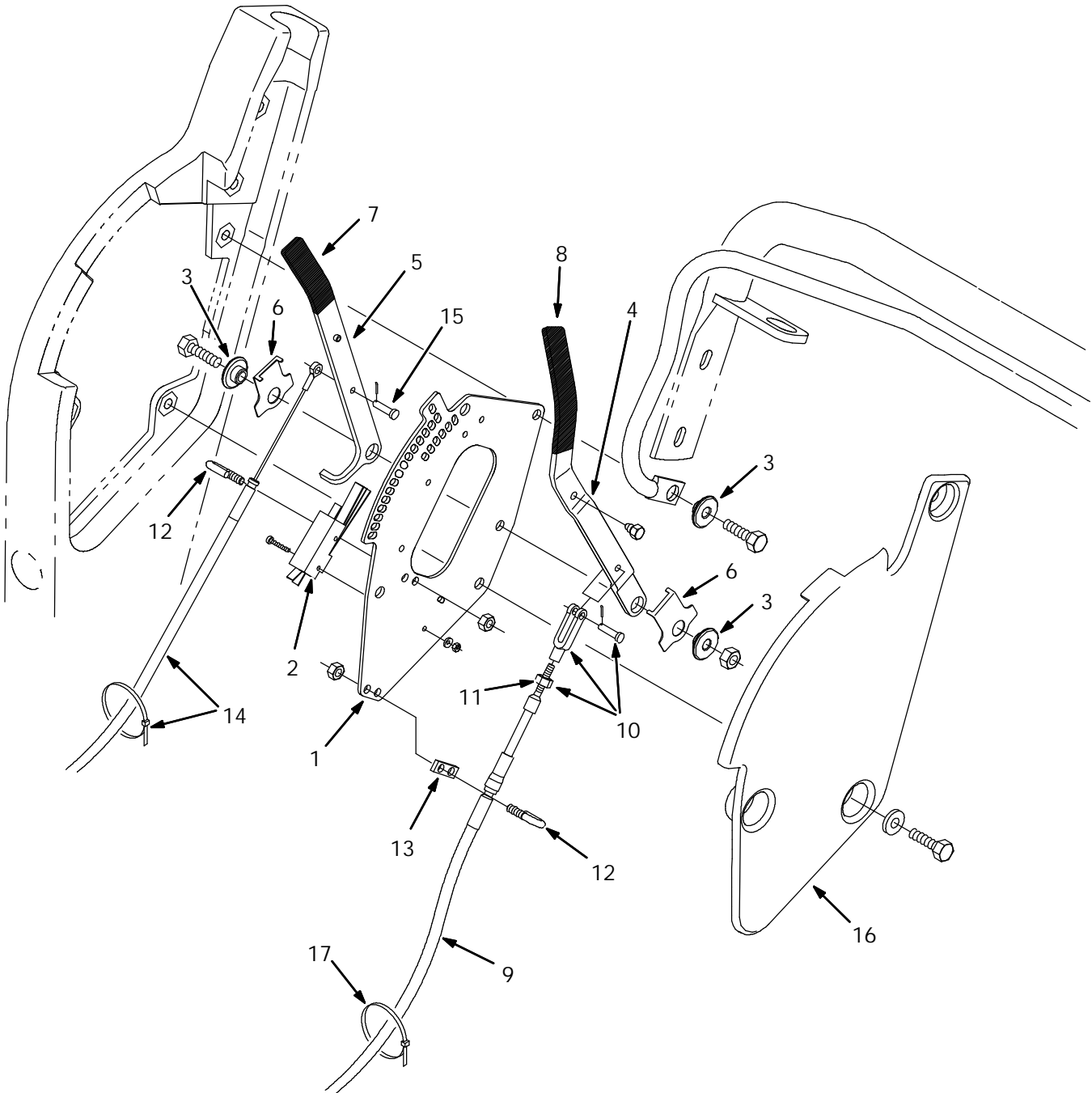


Fig. 11 - Brush Lift Handles Group

Ref.	Tennant Part No.	Machine Serial Number	Description	Qty.
1	80411	(000000-) Plate, Mounting Rh	1
2	44847	(000000-) Switch, 15Amp 125/250Vac	1
3	80950	(000000-) Bushing, Flanged	3
4	80412	(000000-004308) Handle, Lift, Main Brush	1
4	379211	(004309-) Handle, Lift, Main Brush	1
5	80365	(000000-004308) Handle, Lift, Side Brush	1
5	379210	(004309-) Handle, Lift, Side Brush	1
6	80480	(000000-) Spring, Detent	2
7	80372	(000000-) Grip, Vinyl .18X.75.2.00	1
8	80979	(000000-) Grip, Vinyl .18X .75X 5.00	1
9	80190	(000000-) Cable Assy, Main Brush	1
Ñ	10 27880	(000000-) Yoke Assy.	1
▲	11 01713	(000000-) Nut-Hx Std 10-32 G2 Pltd	1
	12 80425	(000000-) Bolt, Bent, M6	2
	13 80429	(000000-) Support, Cable	1
	14 80302	(000000-) Replacement Kit, Sidebrush Cable	1
	15 36376	(000000-) Pin,Clevis, .19 Dia.X .50 Lg	1
	16 80414	(000000-) Plate, Access, Rh	1
	17 49266	(000000-) Tie, Cable 1.75D Max 7.50Lg	2

Fig. 12 - Clutch and Shift Handle Group

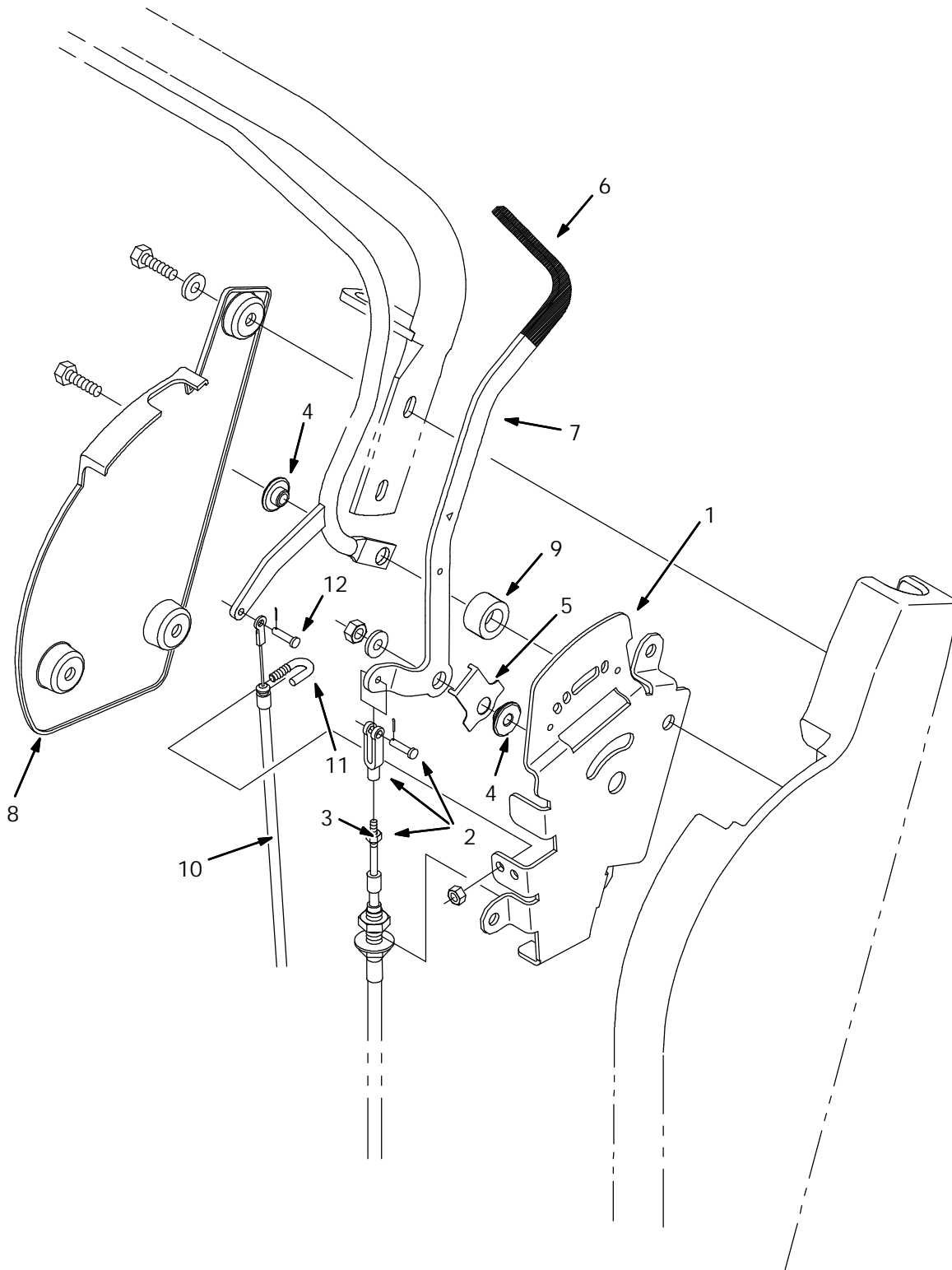


Fig. 12 - Clutch and Shift Handle Group

	Ref.	Tennant Part No.	Machine Serial Number	Description	Qty.
	1	80428	(000000-) Plate, Pivot, Lh	1
Ñ	2	80184	(000000-) Yoke Assy, 10-32	1
▲	3	01713	(000000-) Nut-Hx Std 10-32 G2 Pltd	1
	4	80950	(000000-) Bushing, Flanged	2
	5	80480	(000000-) Spring, Detent	1
	6	80979	(000000-) Grip, Vinyl .18X .75X 5.00	1
	7	80927	(000000-) Handle, Shift	1
	8	80589	(000000-) Plate, Access, Lh	1
	9	80496	(000000-) Spacer, Pivot .62Lg	1
	10	80192	(000000-) Calbe, Pull Cl	1
	11	80425	(000000-) Bolt, Bent, M6	1
	12	36376	(000000-) Pin,Clevis, .19 Dia.X .50 Lg	1

Fig. 13 - Gas Engine Group

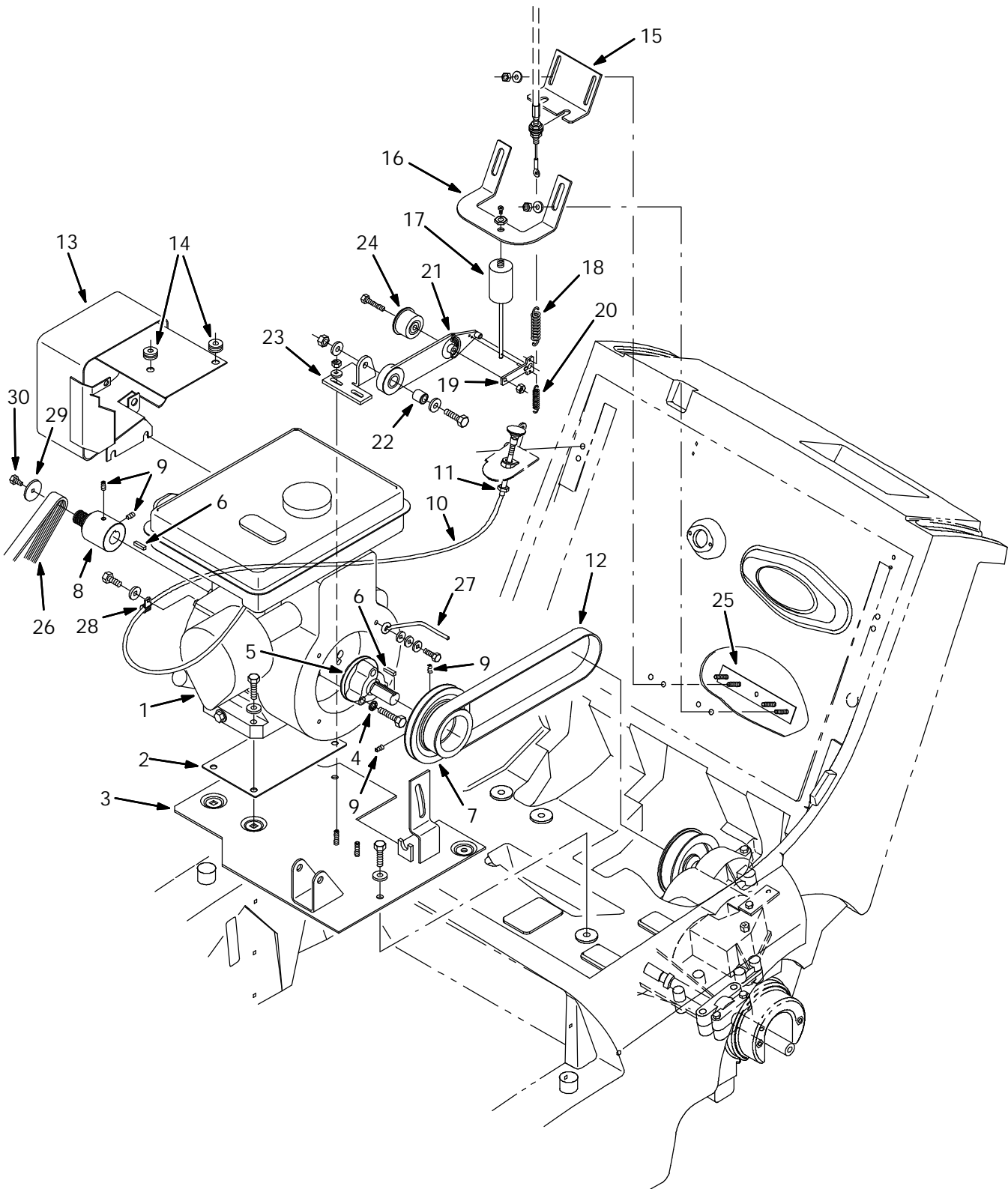


Fig. 13 - Gas Engine Group

Ref.	Tennant Part No.	Machine Serial Number	Description	Qty.
1	80034	(000000-) Engine, Robin, Gas	1
2	80055	(000000-) Gasket, Mounting Engine	1
3	80356	(000000-) Plate Wldt, Floor, Ic	1
4	32984	(000000-) Washer-Loc Int .31 Pltd	3
5	80035	(000000-002236) Shaft, Engine	1
5	80312	(002237-) Shaft, Engine	1
6	00915	(000000-) Key Square 0.18 0.18 0.18 0.38 Lg	2
7	80111	(000000-) Sheave, 3L, 2Gr, 2.8Pd 4.5Pd	1
8	80073	(000000-003683) Pulley, Drive	1
8	373139	(003684-) Pulley, Drive	1
9	09162	(000000-) Scr-Set M 6X1.0 8 Nylonloc	4
10	80041	(000000-) Cable, Choke, 45.5 L	1
11	20346	(000000-) Nut,Casing	2
12	80151	(000000-) Belt, Flat .75Wide X 33.5 Circ	1
13	80588	(000000-) Shield Wldt, Heat, Engine	1
14	10632-16	(000000-) Grommet,Rbr,0.31Id,For .06Matl	2
15	80407	(000000-) Bracket, Cable, Clutch	1
16	80965	(000000-) Bracket, Mounting,Dampener,Gas	1
17	80959	(000000-) Dampener, Push, 15Lbs	1
18	75575	(000000-) Spring, Tens,0.5Dx.06Wire 2.5L	1
19	80319	(000000-) Bar, Clutch	1
20	378769	(000000-) Spring	1
21	80405	(000000-) Arm, Clutch Pivot	1
22	80409	(000000-) Sleeve, .344B .62D .58	1
23	80406	(000000-) Bracket, Clutch Pivot	1
24	80079	(000000-) Pulley, Idler	1
25	80408	(000000-) Plate, Cable, Clutch	1
26	80116	(000000-) Replm Kit, Main Br Belt 6080G	1
27	80313	(002411-) Brake, Belt	1
28	40678	(000000-) Clamp, Cable	1
29	41178	(002828-) Washer, Flat, .25 Fender	1
30	06941	(002828-) Screw, Hex, M06-1.0 X 10, 8.8	1

Fig. 14 - Gas Engine Cover Group

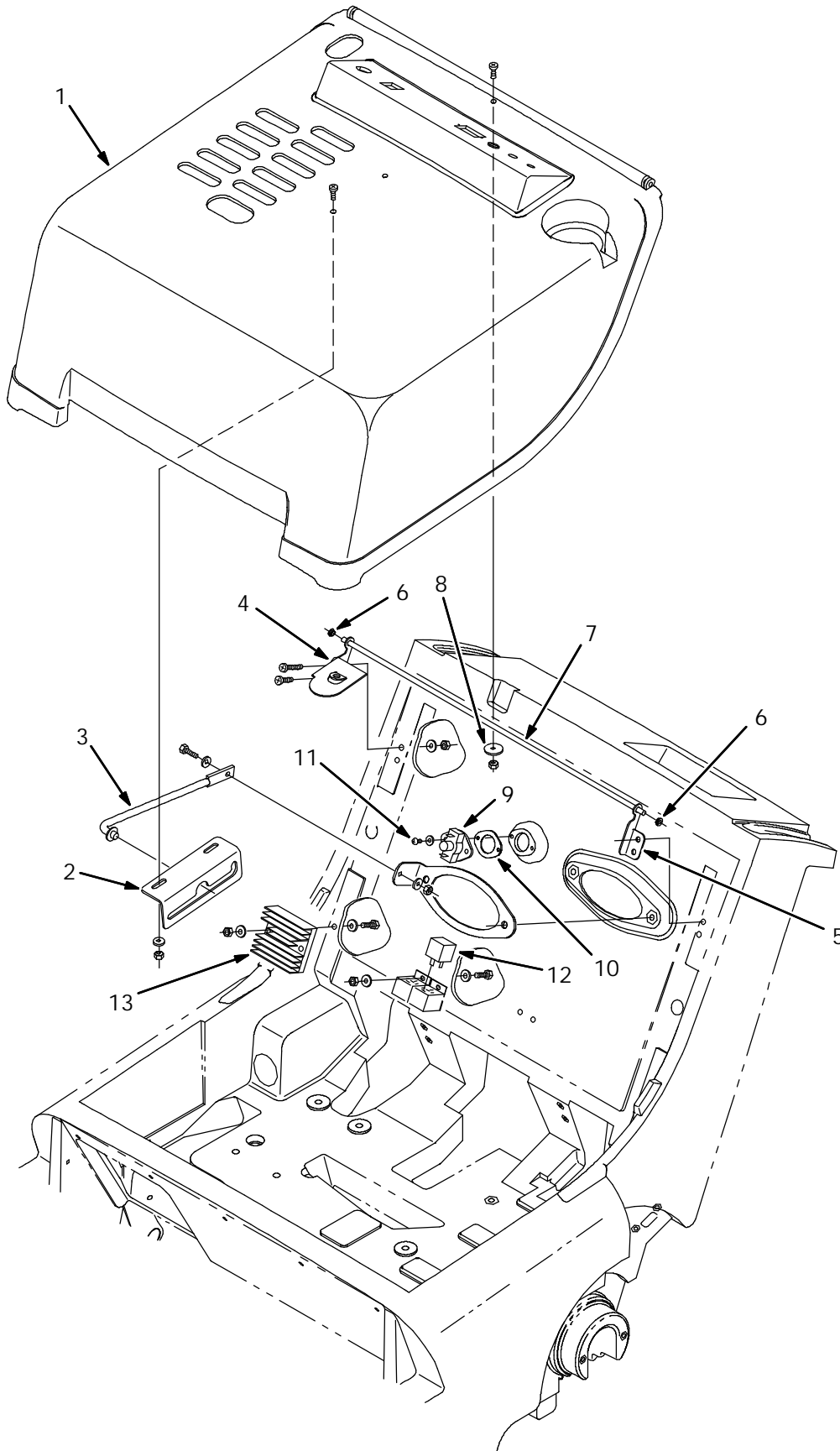


Fig. 14 - Gas Engine Cover Group

Ref.	Tennant Part No.	Machine Serial Number	Description	Qty.
1	80193	(000000-) Hood, G W/Labels	1
2	80364	(000000-) Bracket, Prop Rod	1
3	54615	(000000-) Rod, Seat	1
4	80923	(000000-) Pivot, Hinge, Eng Cover Right	1
5	80837	(000000-) Pivot, Hinge, Eng Cover, Left	1
6	80921	(000000-) Bearing, Snap-In, .250 Bore	2
7	80924	(000000-) Rod, Hinge Pin, Nylon	1
8	30013	(000000-) Washer-Flt .31 Fender Pltd	1
9	87546	(000000-) Thermostat, Spst Switch	1
10	82733	(000000-) Gasket, Fire Switch	1
11	49162	(000000-) Screw-Pan 08-10X.050	2
12	57804	(000000-) Relay-Electrical, 12 V.D.C.	1
13	80072	(000000-) Volt Reg Rn	1

Fig. 15 - LPG Engine Group

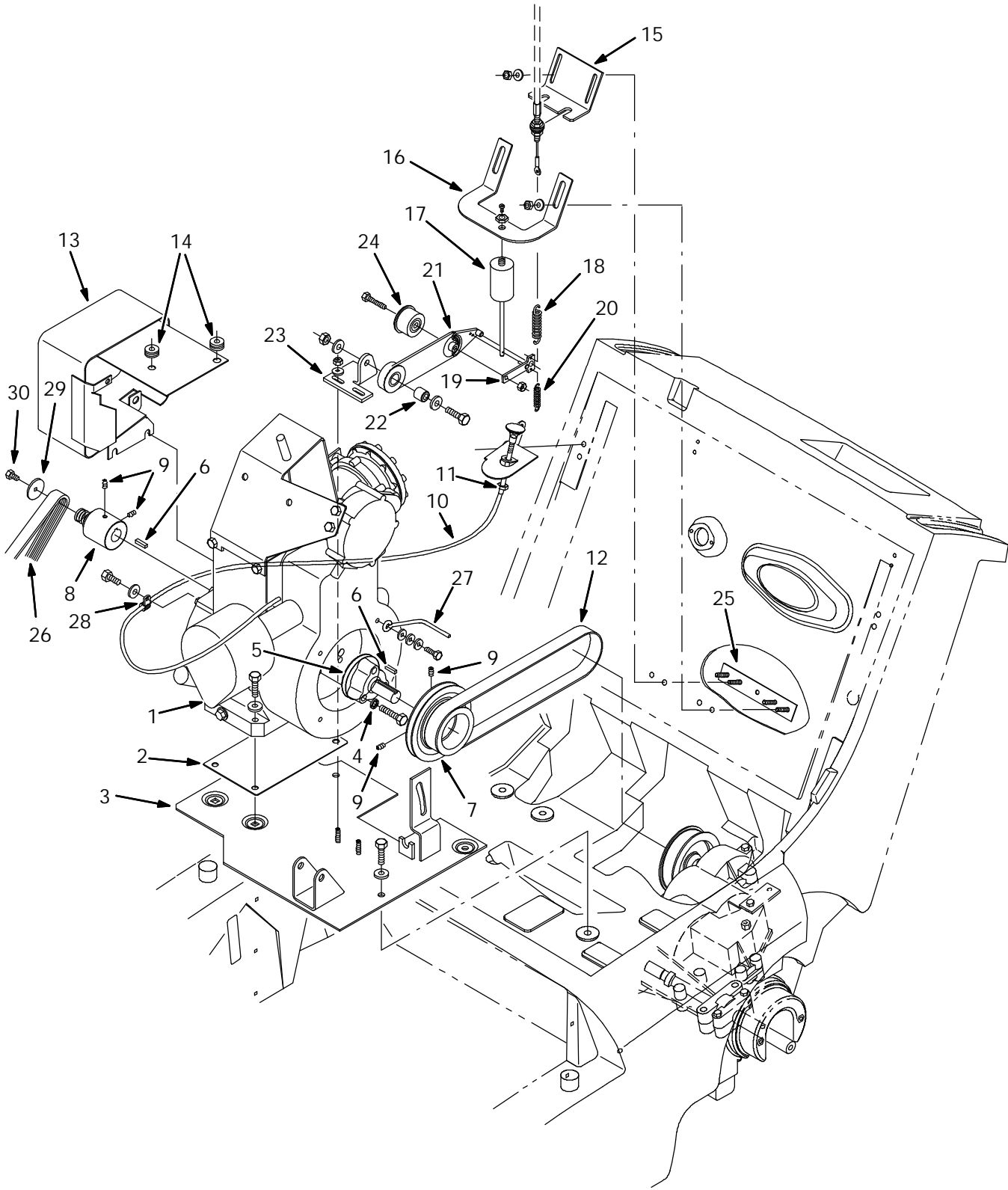


Fig. 15 - LPG Engine Group

Ref.	Tennant Part No.	Machine Serial Number	Description	Qty.
1	373110	(000000-) Engine, Robin, Lp	1
2	80055	(000000-) Gasket, Mounting Engine	1
3	80356	(000000-) Plate Wldt, Floor, Ic	1
4	32984	(000000-) Washer-Loc Int .31 Pltd	3
5	80035	(000000-002236) Shaft, Engine	1
5	80312	(002237-) Shaft, Engine	1
6	00915	(000000-) Key Square 0.18 0.18 01.38 Lg	2
7	80111	(000000-) Sheave, 3L, 2Gr, 2.8Pd 4.5Pd	1
8	80073	(000000-003683) Pulley, Drive	1
8	373139	(003684-) Pulley, Drive	1
9	09162	(000000-) Scr-Set M 6X1.0 8 Nylonloc	4
10	80041	(000000-) Cable, Choke, 45.5 L	1
11	20346	(000000-) Nut,Casing	2
12	80151	(000000-) Belt, Flat .75Wide X 33.5	1
13	80588	(000000-) Shield Wldt, Heat, Engine	1
14	10632-16	(000000-) Grommet,Rbr,0.31Id,For .06Matl	2
15	80407	(000000-) Bracket, Cable, Clutch	1
16	80965	(000000-) Bracket, Mounting,Dampener,Gas	1
17	80959	(000000-) Dampener, Push, 15Lbs	1
18	75575	(000000-) Spring, Tens,0.5Dx.06Wire 2.5L	1
19	80319	(000000-) Bar, Clutch	1
20	378769	(000000-) Spring	1
21	80405	(000000-) Arm, Clutch Pivot	1
22	80409	(000000-) Sleeve, .344B .62D .58	1
23	80406	(000000-) Bracket, Clutch Pivot	1
24	80079	(000000-) Pulley, Idler	1
25	80408	(000000-) Plate, Cable, Clutch	1
26	80116	(000000-) Replm Kit, Main Br Belt 6080G	1
27	80313	(002411-) Brake, Belt	1
28	40678	(000000-) Clamp, Cable	1
29	41178	(002828-) Washer, Flat, .25 Fender	1
30	06941	(002828-) Screw, Hex, M06-1.0 X 10, 8.8	1

Fig. 16 - LPG tank Mounting Group

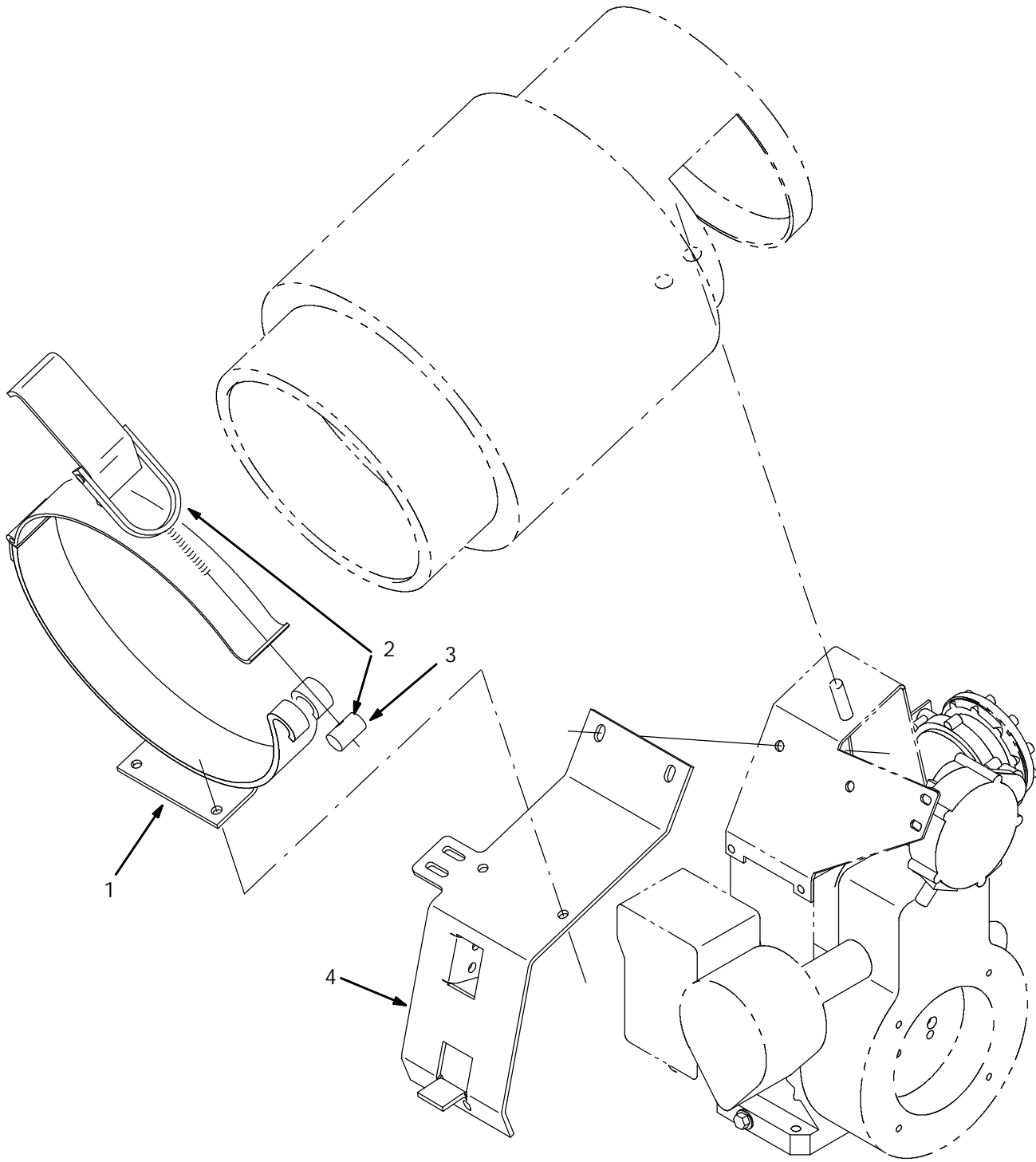


Fig. 16 - LPG Tank Mounting Group

	Ref.	Tennant Part No.	Machine Serial Number	Description	Qty.
	1	80032	(000000-) Bracket Wldt, Lpg	1
Ñ	2	53400-1	(000000-) Latch Assy, Lpg Tank Mtg, W/Nut	1
▲	3	53400-4	(000000-) Nut, Adjustable, Lpg Tank Mtg	1
	4	80027	(000000-) Bracket, Tank, Lp	1

Fig. 17 - LPG Engine Cover Group

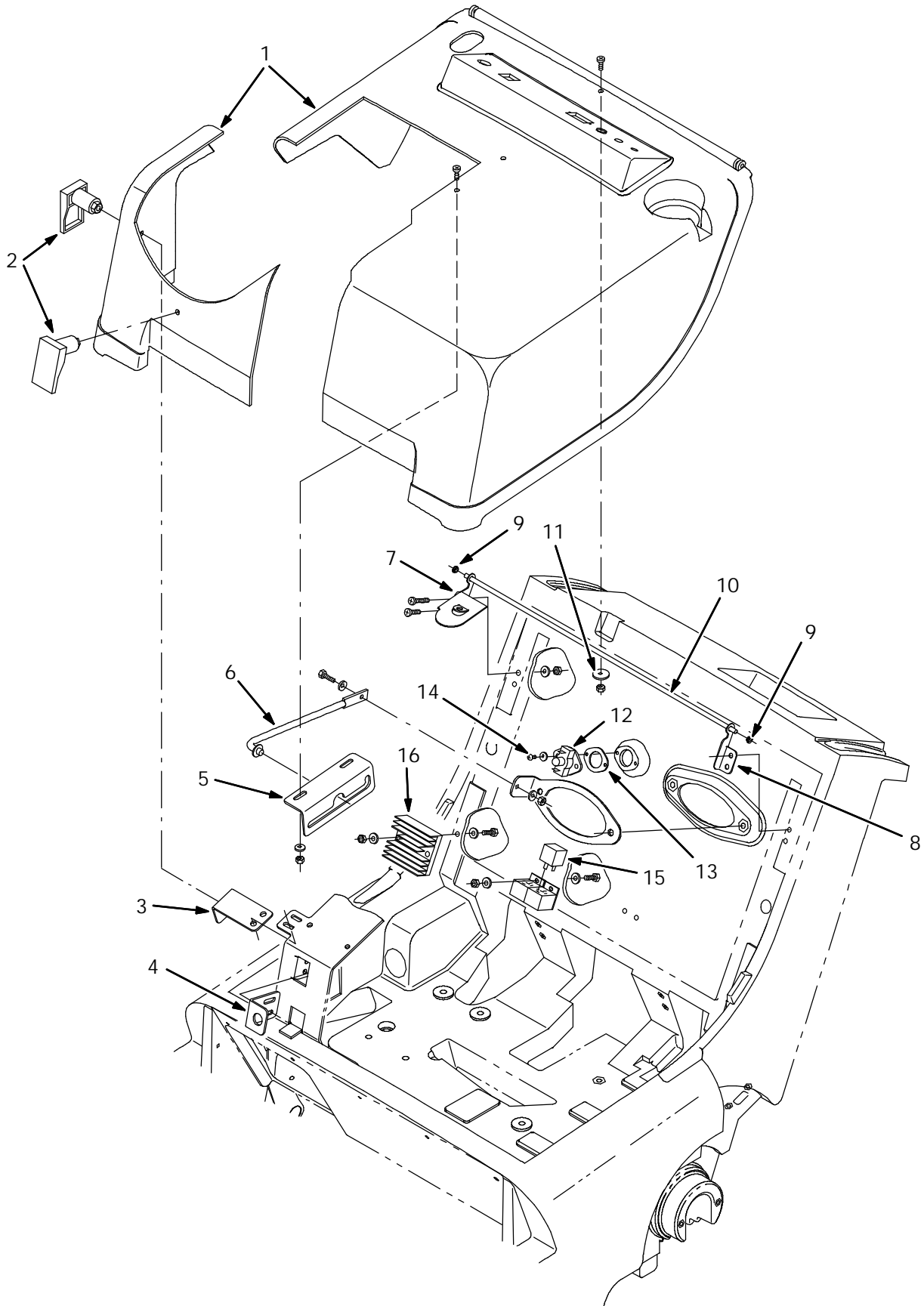
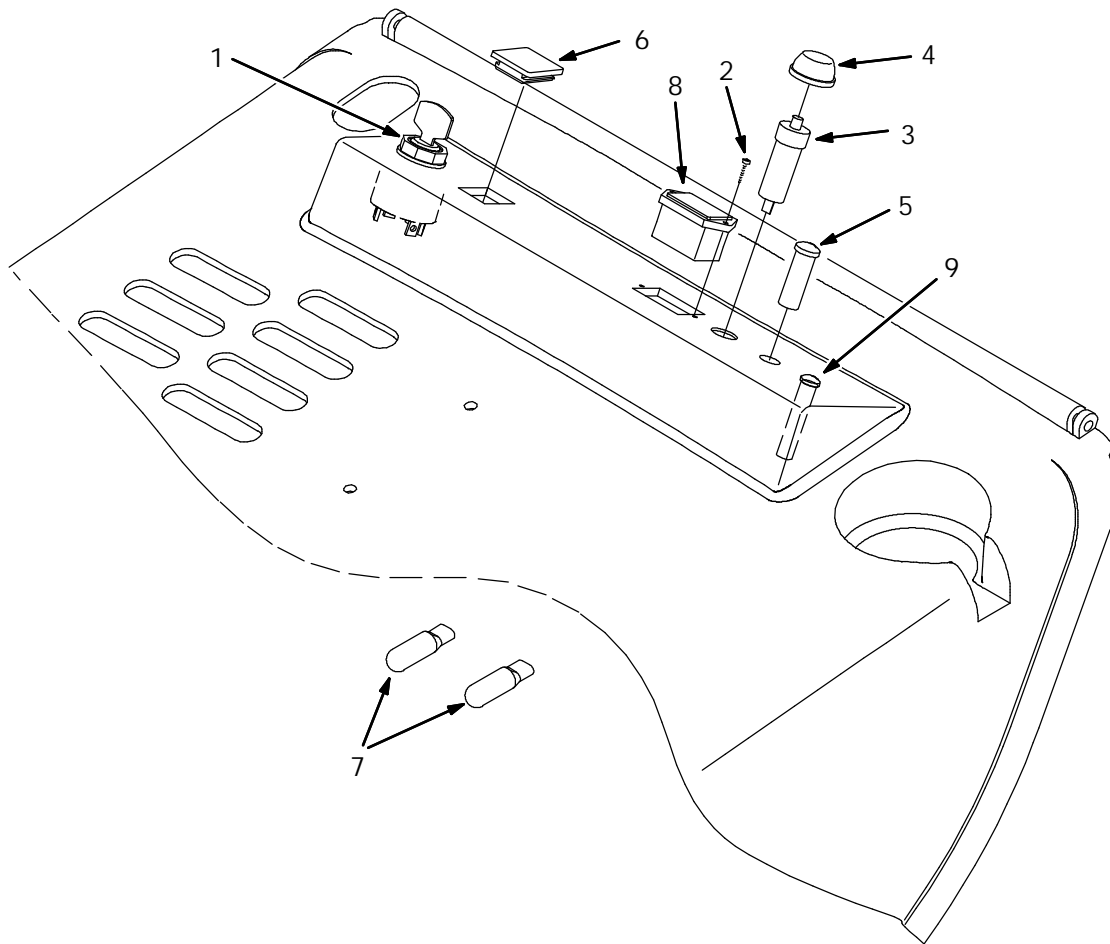


Fig. 17 - LPG Engine Cover Group

Ref.	Tennant Part No.	Machine Serial Number	Description	Qty.
1	80189	(000000-) Hood, Lp W/Labels	1
2	360388	(000000-) Latch, Swell	2
3	80119	(000000-) Bracket, Lp Hood	1
4	80118	(000000-) Bracket, Lp Hood	1
5	80364	(000000-) Bracket, Prop Rod	1
6	54615	(000000-) Rod, Seat	1
7	80923	(000000-) Pivot, Hinge, Eng Cover Right	1
8	80837	(000000-) Pivot, Hinge, Eng Cover, Left	1
9	80921	(000000-) Bearing, Snap-In, .250 Bore	2
10	80924	(000000-) Rod, Hinge Pin, Nylon	1
11	30013	(000000-) Washer-Flt .31 Fender Pltd	1
12	87546	(000000-) Thermostat, Spst Switch	1
13	82733	(000000-) Gasket, Fire Switch	1
14	49162	(000000-) Screw-Pan 08-10X.050	2
15	57804	(000000-) Relay-Electrical, 12 V.D.C.	1
16	80072	(000000-) Volt Reg Rn	1

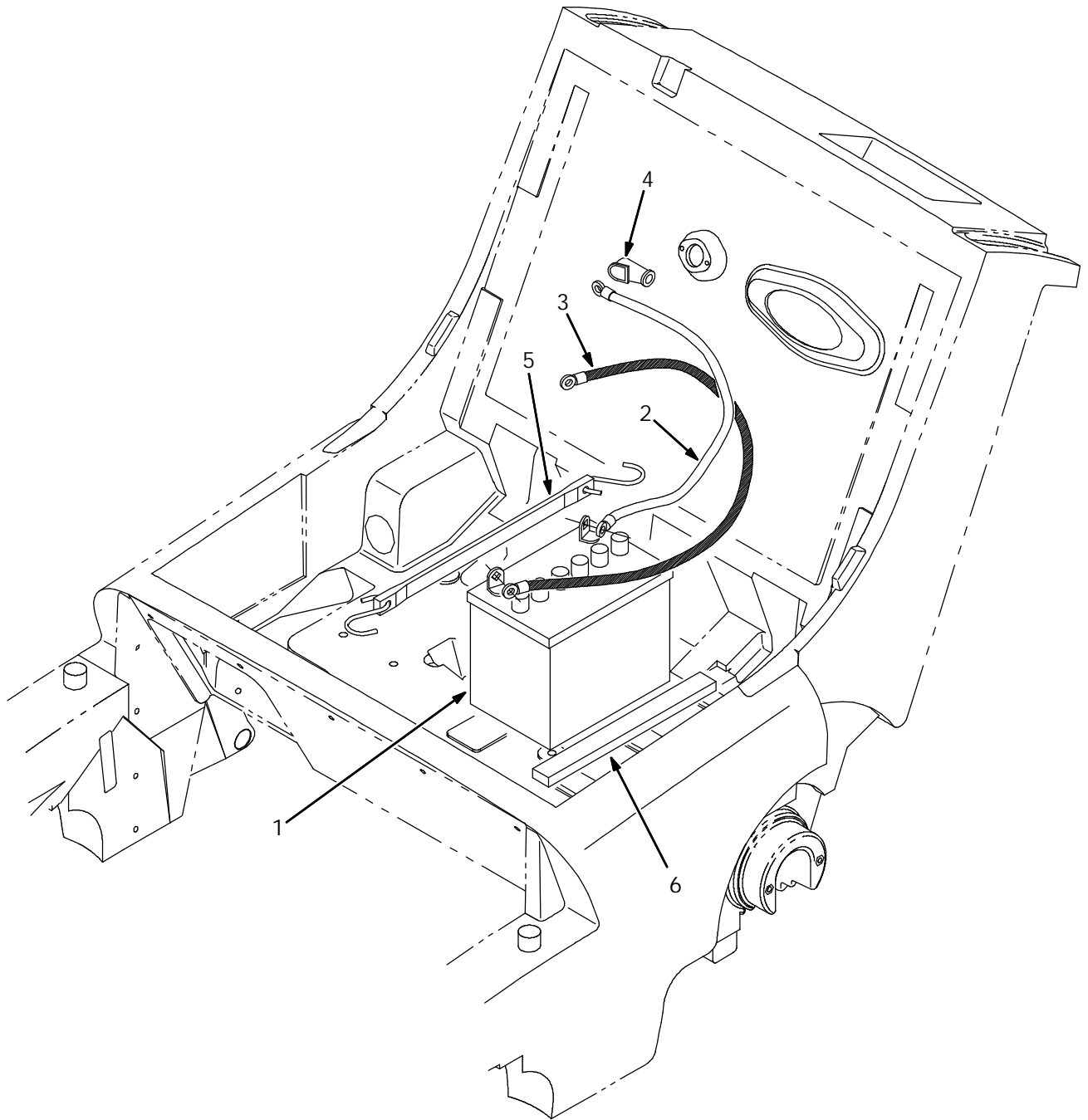
Fig. 18 - Instrument Panel Group



350882 - G, LP

	Ref.	Tennant Part No.	Machine Serial Number	Description	Qty.
Ñ	1	80331	(000000-) Switch, Key	1
▲		80181	(000000-) Key Set Rn	1
	2	222267	(000000-) Screw, Pnfmg 6X.50 Type Ab	2
	3	57803	(000000-) Breaker-Circuit, 15A Resetable	1
	4	57751	(000000-) Boot,Circuit Breaker	1
	5	34820	(000000-) Light, Indctr/Red 12V .1A Jmco	1
	6	80277	(000000-) Plug, Switch	1
	7	222290	(000000-) Diode, Elec, Plug	2
	8	31988	(000000-) Hourmeter, Electronic	1
	9	80173	(000000-) Light, Oil	1

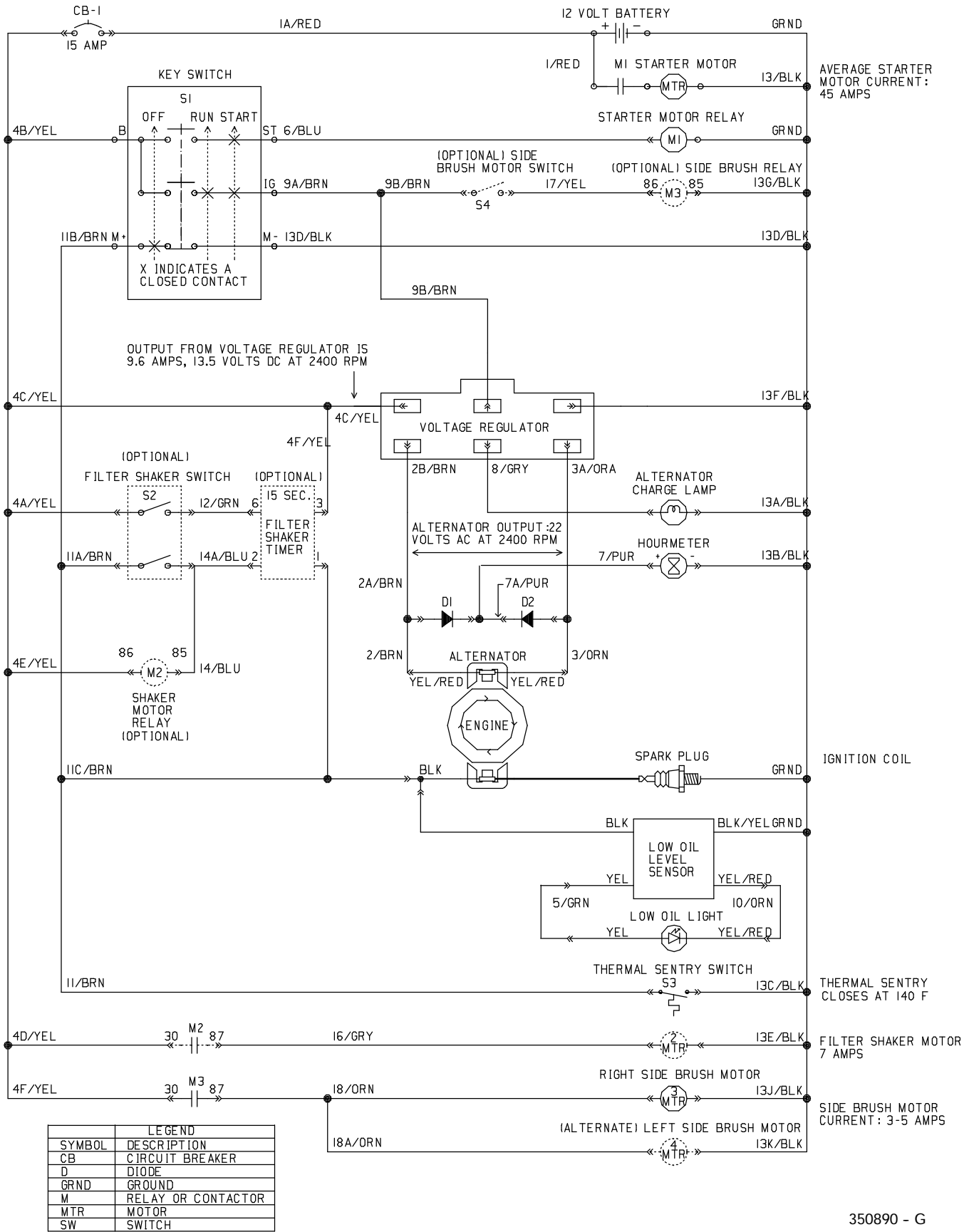
Fig. 19 - Battery Group



350878 - G, LP

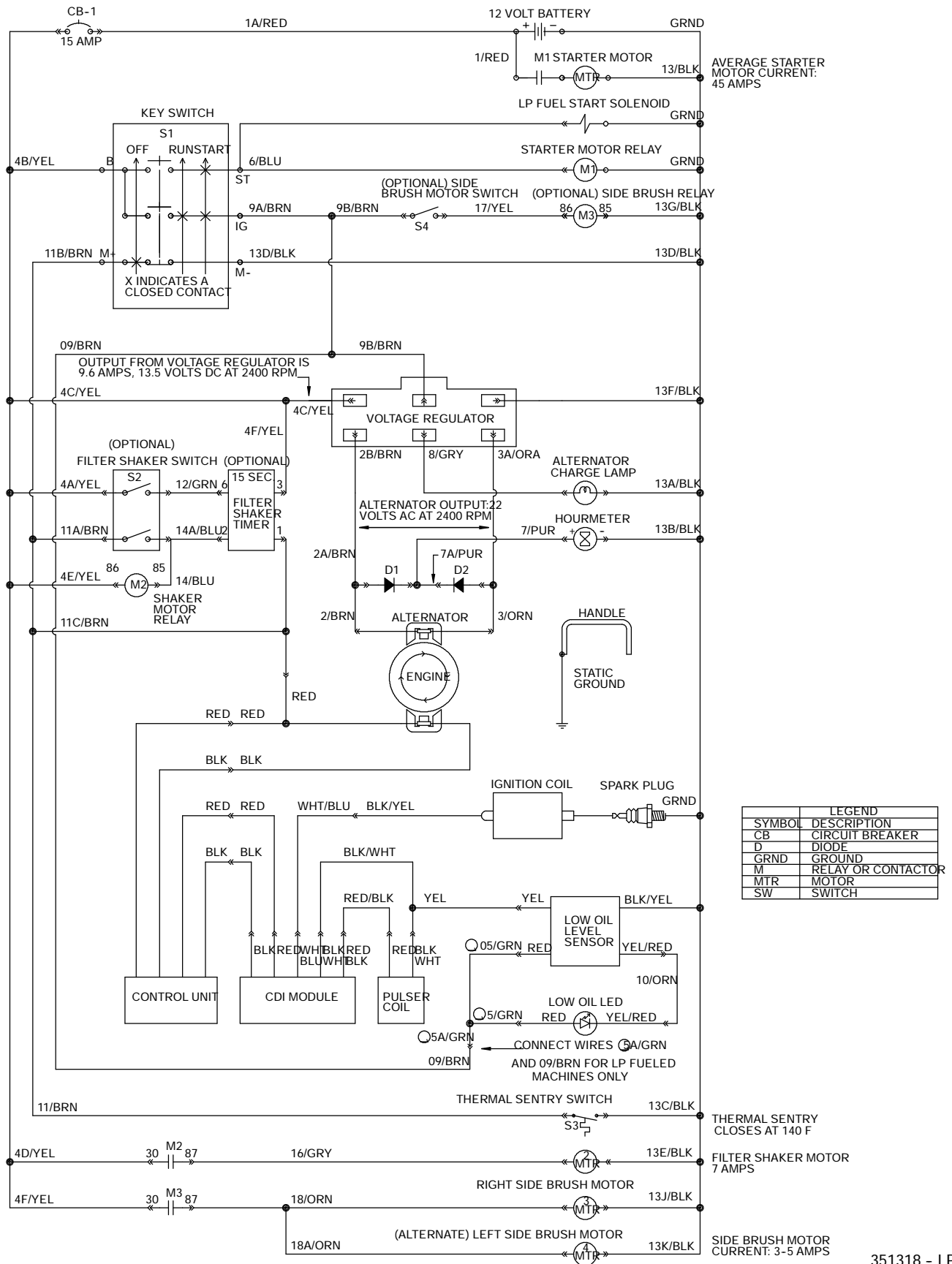
Ref.	Tennant Part No.	Machine Serial Number	Description	Qty.
1	10134	(000000-) Battery, 12V, Cc Amps:260 Wet	1
2	19979	(000000-) Cable Assy-Batt,Pos, 20.0,	1
3	86421	(000000-) Wire Assy, 27.0 Lg., 6 Ga.	1
4	02076	(000000-) Boot, 90Deg .50D .57X .84	1
5	57769	(000000-) Strap, Rubber	1
6	13294	(000000-) Seal, Rbr, .50 X 1.00 X 10.5	1

Fig. 20 - Electrical Schematic, Gas



350890 - G

Fig. 21 - Electrical Schematic LPG



LEGEND	
SYMBOL	DESCRIPTION
CB	CIRCUIT BREAKER
D	DIODE
GRND	GROUND
M	RELAY OR CONTACTOR
MTR	MOTOR
SW	SWITCH

351318 - LP

Fig. 22 - Wire Harness Group

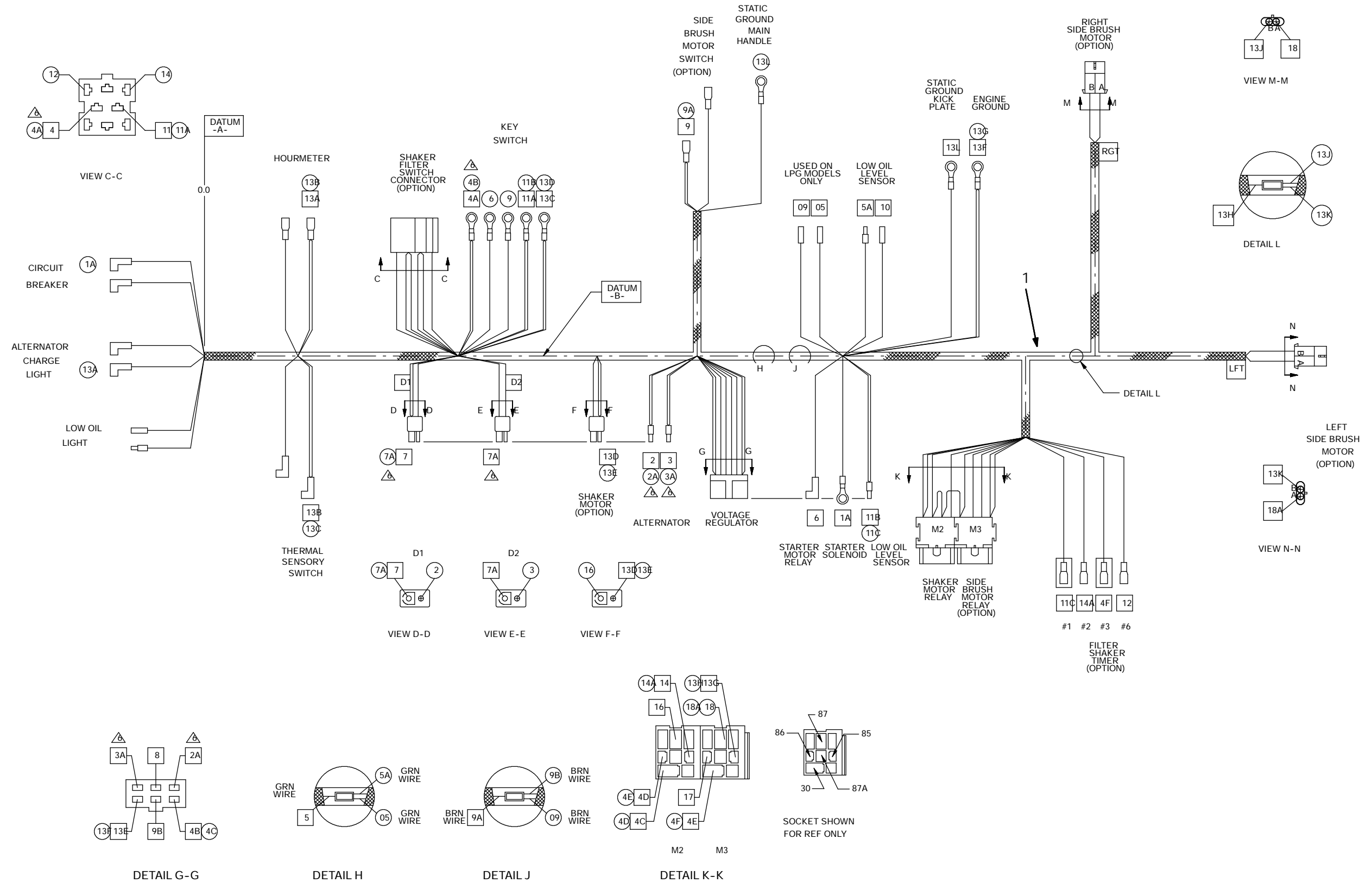
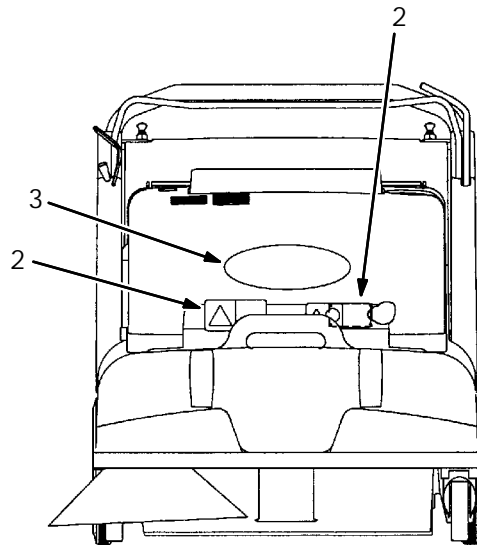
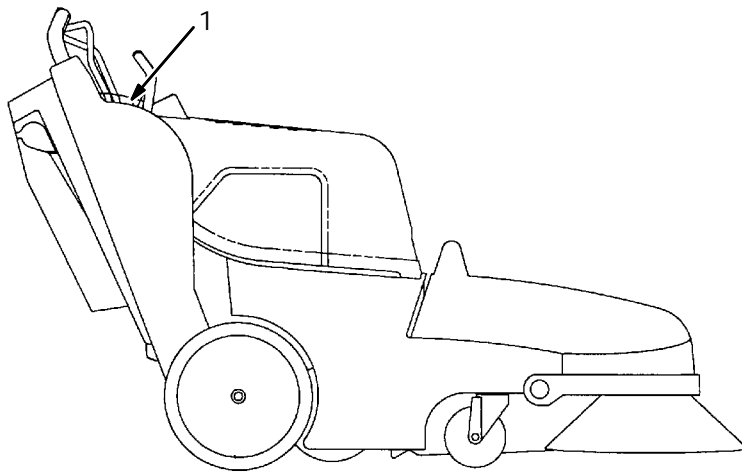
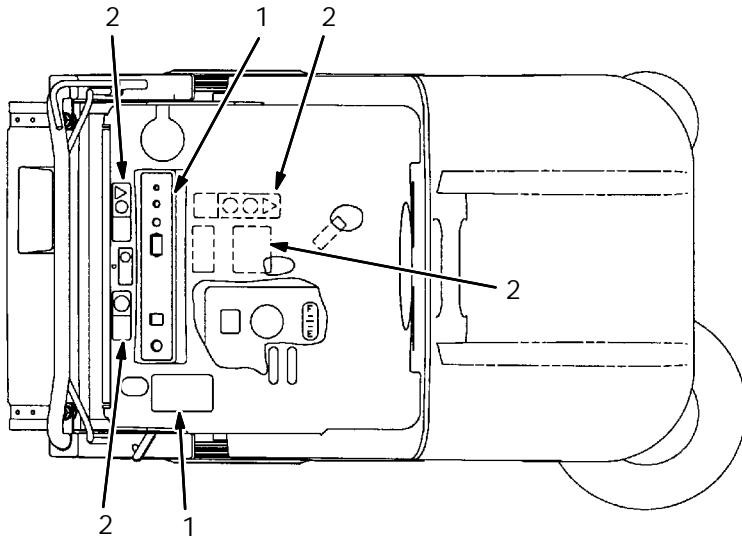


Fig. 22 - Wire Harness Group

Ref.	Tennant Part No.	Machine Serial Number	Description	Qty.
1	80199	(000000-) Harness, Wire, Main Gas/Lp	1

Fig. 23 - Label Group



350910 - G, LP

Ref.	Tennant Part No.	Machine Serial Number	Description	Qty.
1	80347	(000000-) Label Set, Oper 6080 G/Lp	1
2	80951	(000000-) Label Set, Info & Hzd 6080	1
3	09806	(000000-) Label, Tennant Logo	1

SECTION 3

CONTENTS	PAGE
Fig. 1 - Hopper Dump Assist Kit	3-2
Fig. 2 - Dual Side Brush Kit	3-4
Fig. 3 - Panel Filter Kit	3-6
Fig. 4 - Vacuum Bag Kit	3-8
Fig. 5 - High Flow To Standard Panel Kit	3-10
Fig. 6 - High Flow To Standard Bag Kit	3-12
Fig. 7 - Standard To High Air Flow Kit	3-14
Fig. 8 - High Flow Vacuum Wand Kit	3-16
Fig. 9 - Vacuum Wand Extend Kit	3-18
Fig. 10 - Wide Track Wheels Kit	3-20
Fig. 11 - Hinge Repair Kit	3-22
Fig. 12 - Steel Static Chain Kit	3-24
Fig. 13 - LPG Tank Group	3-25
Fig. 14 - Carpet Sweeping Group	3-26
Fig. 15 - Main Brush Downpressure Kit	3-27
Fig. 16 - Battery Group, Dry (International Only)	3-28
Fig. 17 - Documentation Group	3-29

Fig. 1 - Hopper Dump Assist Kit

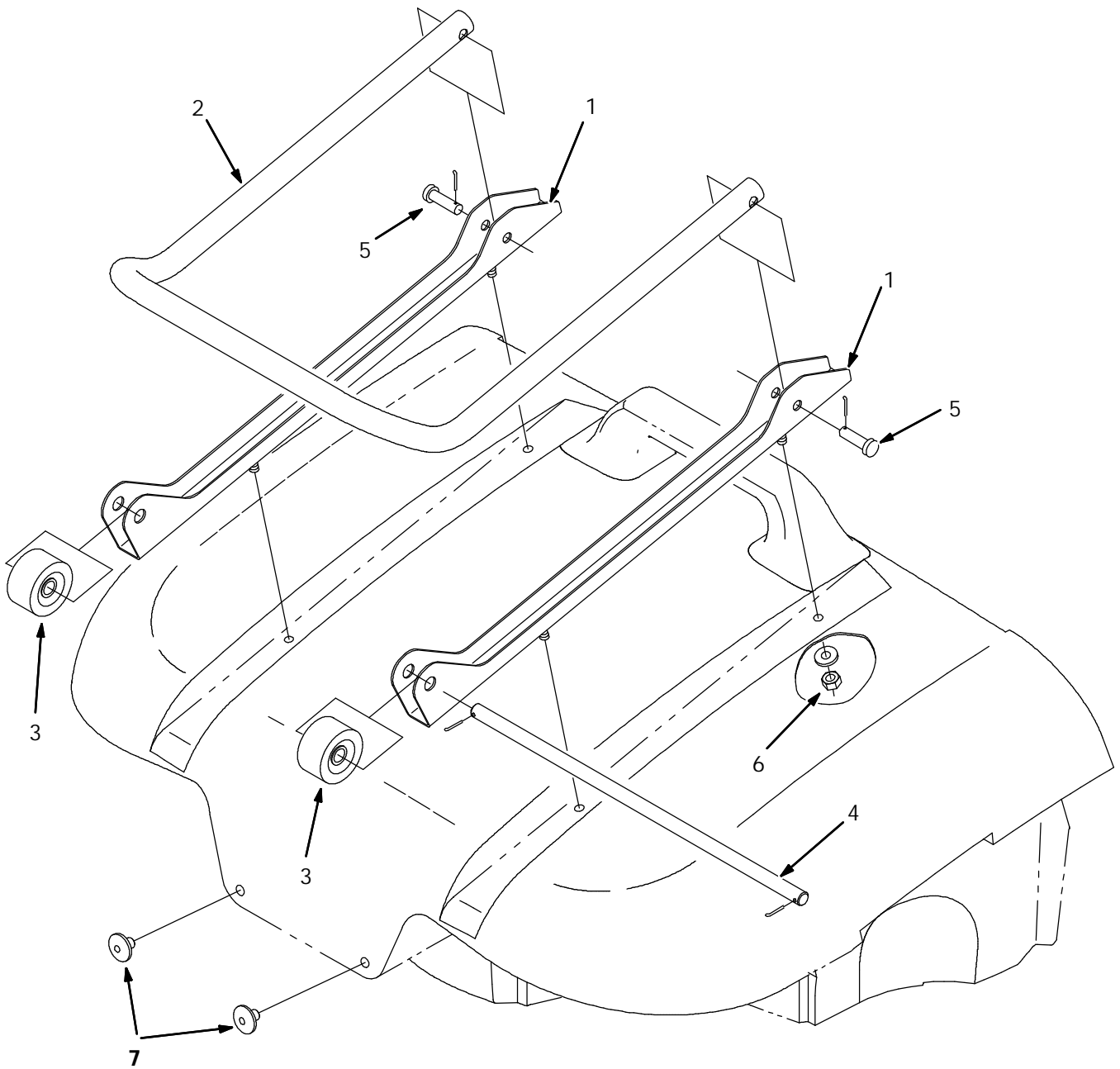


Fig. 1 - Hopper Dump Assist Kit

	Ref.	Tennant Part No.	Machine Serial Number	Description	Qty.
Ñ		80249	(000000-) Hopper Dump Assist Kit	1
▲	1	80960	(000000-) Bracket, Hopper Assist	2
▲	2	80961	(000000-) Handle, Hopper Assist	1
▲	3	222403	(000000-) Wheel, 2.0 Dia	2
▲	4	80289	(000000-) Shaft, Hopper Assist	1
▲	5	29557	(000000-) Pin,Clevis,0.37 Dia.X 1.25 Lg	2
▲	6	08713	(000000-) Nut-Hxlocnyln M 8X1.25 Reg Ss	4
▲	7	80300	(000000-) Button, Wear	2

Fig. 2 - Dual Side Brush Kit

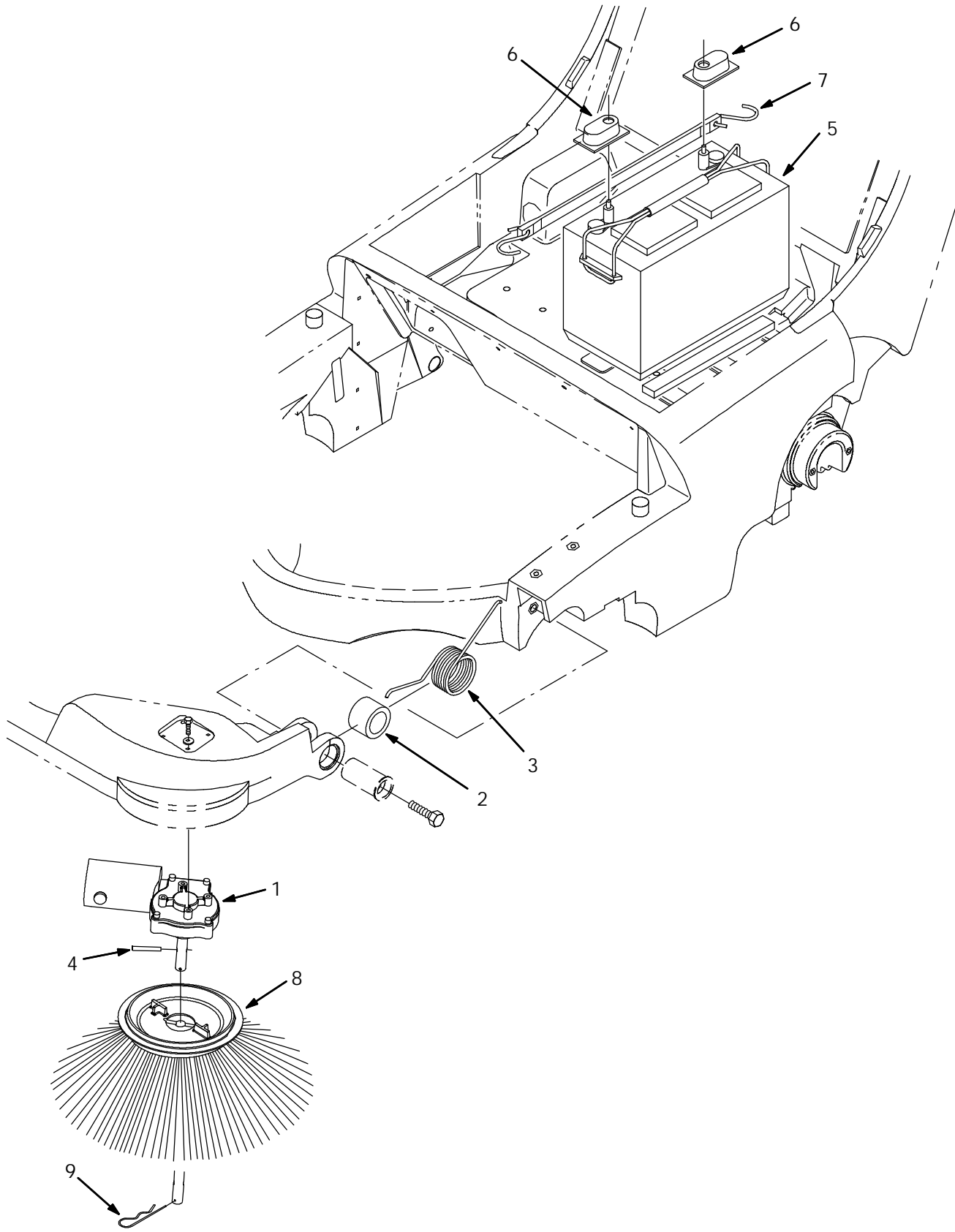


Fig. 2 - Dual Side Brush Kit

	Ref.	Tennant Part No.	Machine Serial Number	Description	Qty.
Ñ		80267	(000000-) Dual Side Brushes 12V 6080	1
▲Ñ	1	379213	(000000-) Motor, Brush, Side Lh 12V	1
▲▲		80126	(000000-) Brush & Spring Assy	1
▲▲		80127	(000000-) Cap, Brush	2
▲	2	80321	(000000-) Sleeve	1
▲	3	80317	(000000-004308) Spring, Torsion	1
▲	3	379206	(004309-) Spring, Torsion	1
▲	4	11516	(000000-) Pin	1
▲	5	80063	(000000-) Battery	1
▲	6	45962	(000000-) Boot, Terminal	2
▲	7	33671	(000000-) Strap, Rubber	1
▲	8	80042	(000000-) Side Brush	1
▲	9	02942	(000000-) Pin, Hair Cotter	1

Fig. 3 - Panel Filter Kit

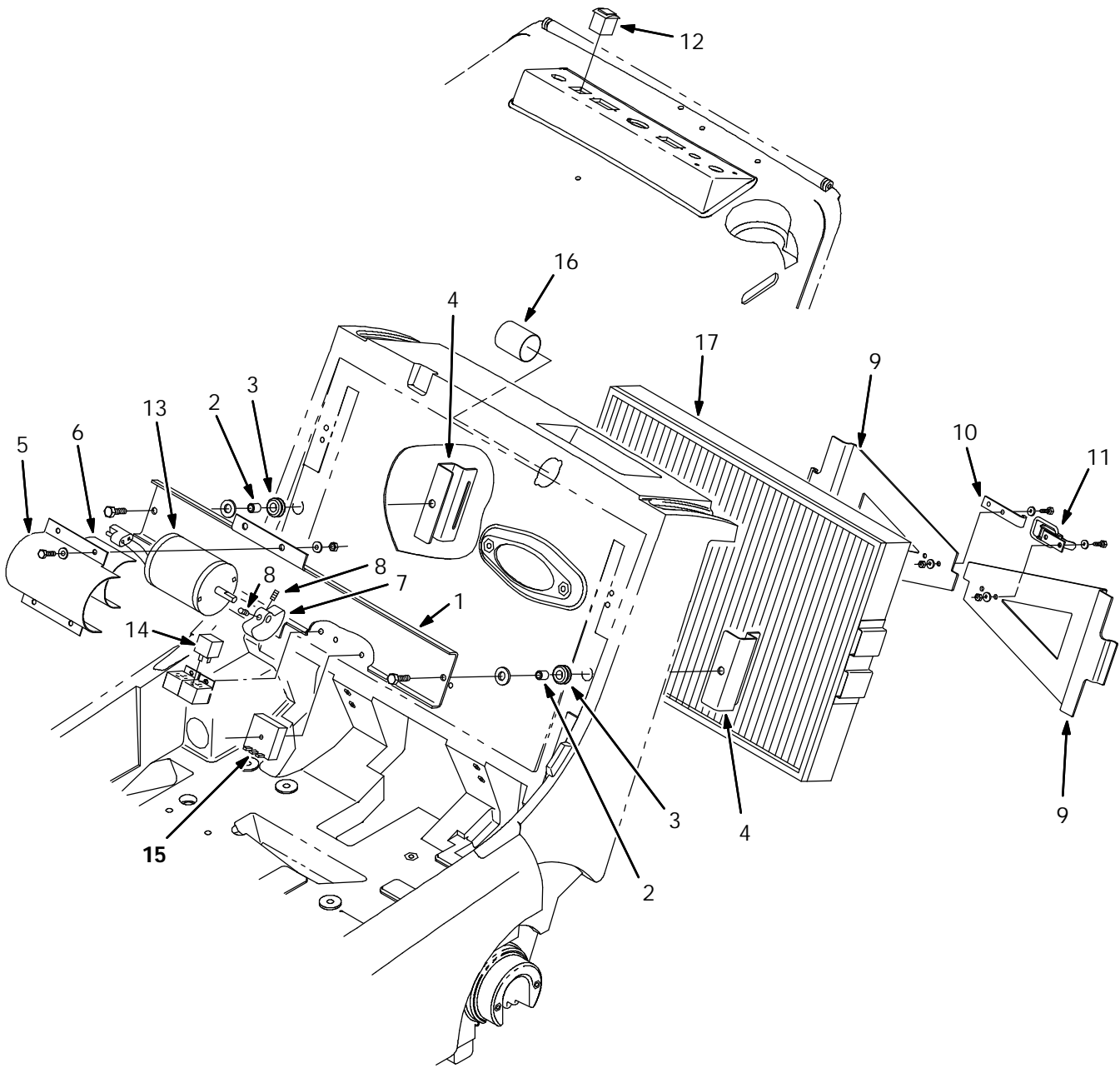


Fig. 3 - Panel Filter Kit

	Ref.	Tennant Part No.	Machine Serial Number	Description	Qty.
Ñ		80239	(000000-) Panel Filter Kit 12V	1
▲	1	80436	(000000-) Bar, Shaker Motor	1
▲	2	360930	(000000-) Sleeve, .318B .50D .65Ss	2
▲	3	87515	(000000-) Grommet,Rbr,0.50ld,For .25Matl	2
▲	4	379218	(000000-) Bracket, Shaker	2
▲	5	80437	(000000-) Strap, Shaker Motor	1
▲	6	44893	(000000-) Bar-Flt .06T 3.90W 10.00L Rbr	1
▲	7	55130	(000000-) Weight, Eccentric	1
▲	8	20634	(000000-) Scr Set	2
▲	9	80033	(000000-) Bracket, Retainer	2
▲	10	80107	(000000-) Strike, Latch	1
▲	11	23709	(000000-) Catch,Draw Pull	1
▲	12	80296	(000000-) Switch, Rocker, Dpst	1
▲	13	54121	(000000-) Motor,Elec Shaker 12V	1
▲	14	57804	(000000-) Relay-Electrical, 12 V.D.C.	1
▲	15	80329	(000000-) Timer, 12V	1
▲	16	80050	(000000-) Tube, Hose Cuff	1
▲	17	80188	(000000-) Filter Pkg, Panel, 94 Pleats	1

Fig. 4 - Vacuum Bag Kit

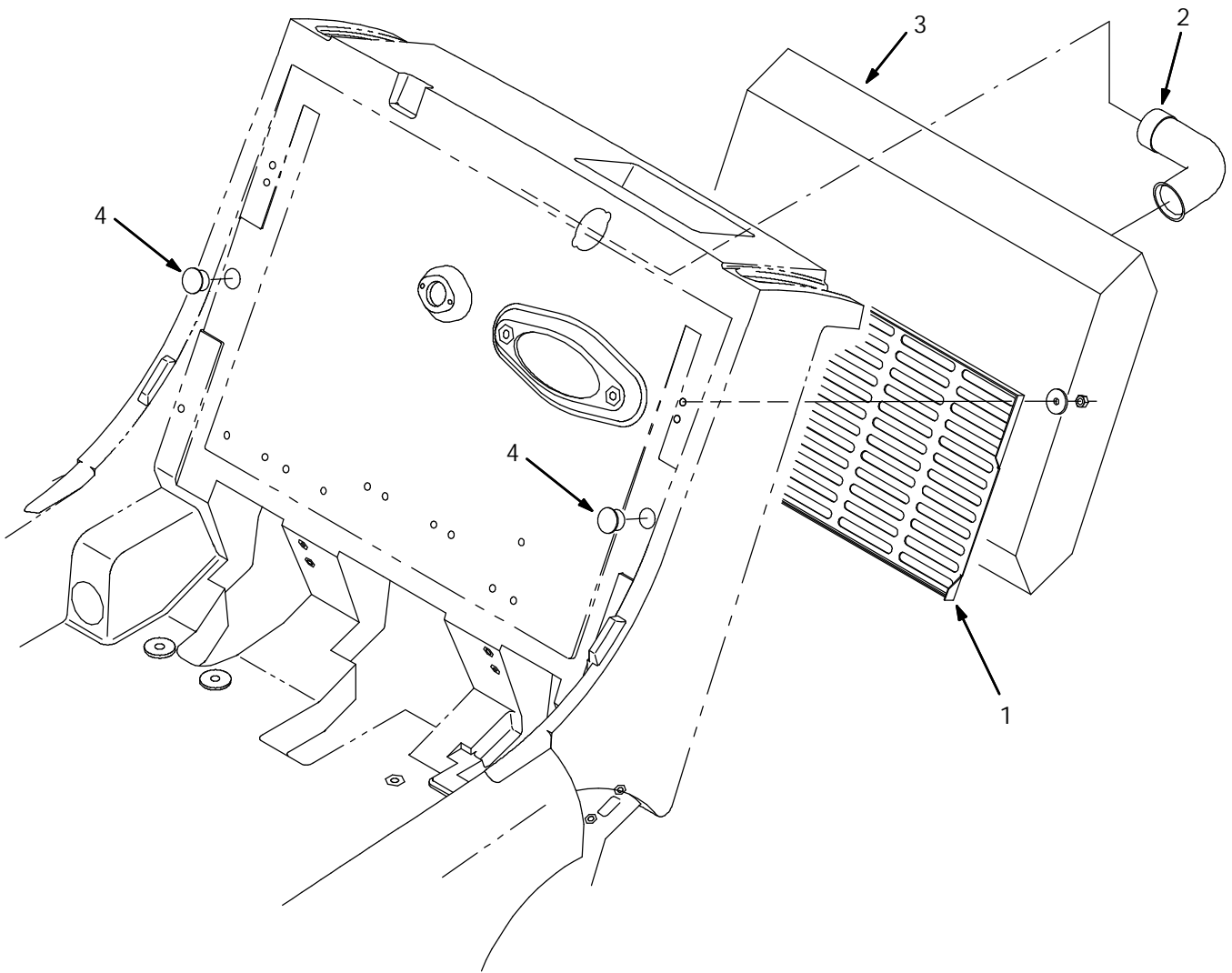


Fig. 4 - Vacuum Bag Kit

	Ref.	Tenant Part No.	Machine Serial Number	Description	Qty.
Ñ		80301	(000000-) Conv Kit. Panel Filter To Bag	1
▲	1	80103	(000000-) Screen, Vacuum Bag	1
▲	2	80433	(000000-) Tube, Vacuum	1
▲	3	80432	(000000-) Bag, Vacuum, Disposable 10Pk	1
▲	4	80288	(000000-) Plug Button	2

Fig. 5 - High Flow To Standard Panel Kit

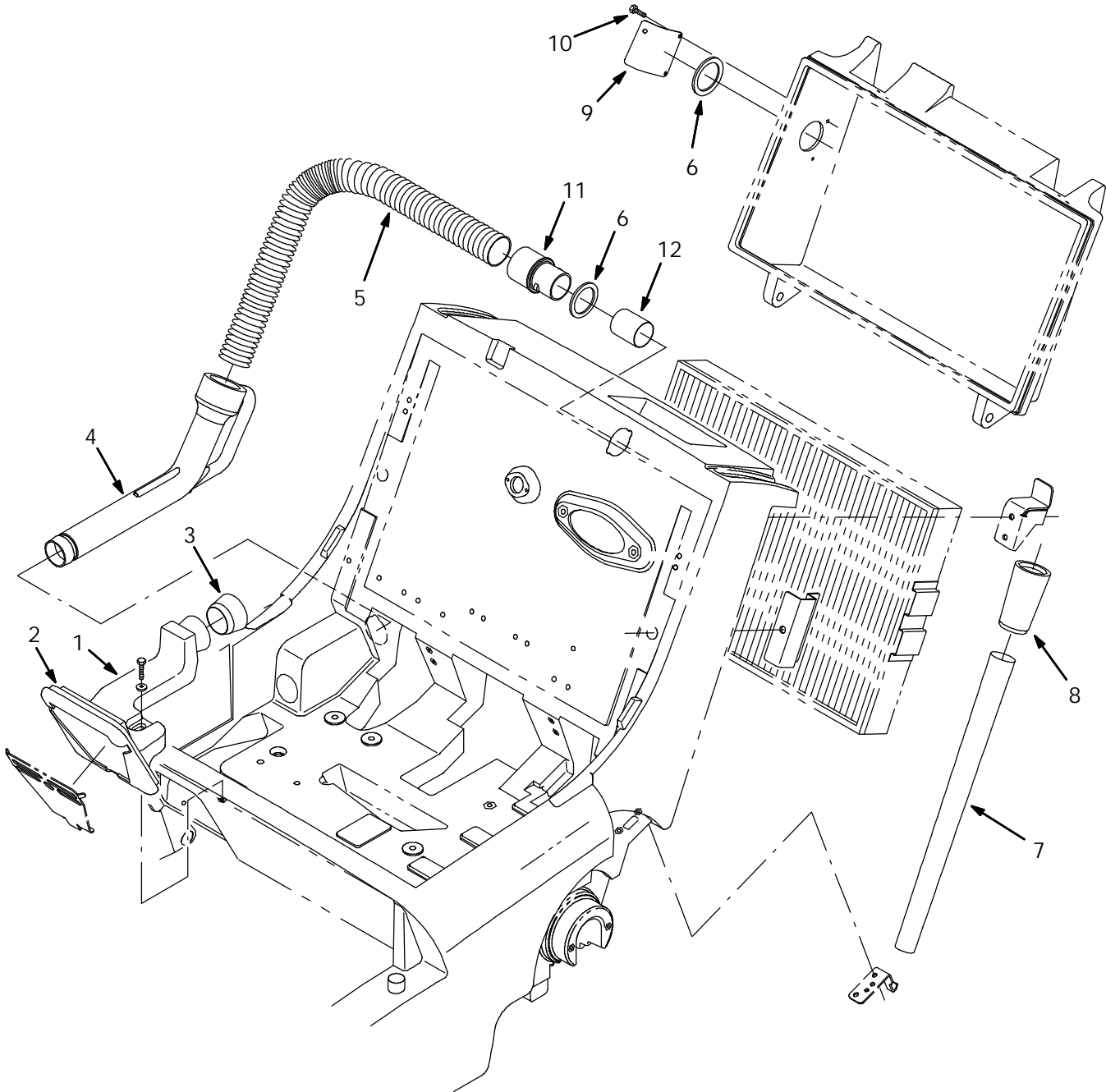


Fig. 5 - High Flow To Standard Panel Kit

	Ref.	Tennant Part No.	Machine Serial Number	Description	Qty.
Ñ		373148	(000000-) Kit, High Air Flow To Std, Pan	1
▲Ñ		373129	(000000-) Kit, Replmt Vacuum Chamber	1
▲▲	1	373126	(000000-) Chamber, Vacuum	1
▲▲	2	80096	(000000-) Seal, Chamber	1
▲▲	3	373125	(000000-) Seal, Vac Wand	1
▲▲	4	373124	(000000-) Nozzle, Wand 1.8	1
▲	5	80464	(000000-) Hose, Flex	1
▲	6	80392	(000000-) Gasket, Cuff	2
▲	7	80354	(000000-) Wand, Vacuum	1
▲	8	80299	(000000-) Coupling, Vac-Wand	1
▲	9	373145	(000000-) Cover, Hole	1
▲	10	20394	(000000-) Screw, Hex, #10	3
▲	11	80270	(000000-) Cuff, Flex	1
▲	12	80050	(000000-) Tube, Hose	1

Fig. 6 - High Flow To Standard Bag Kit

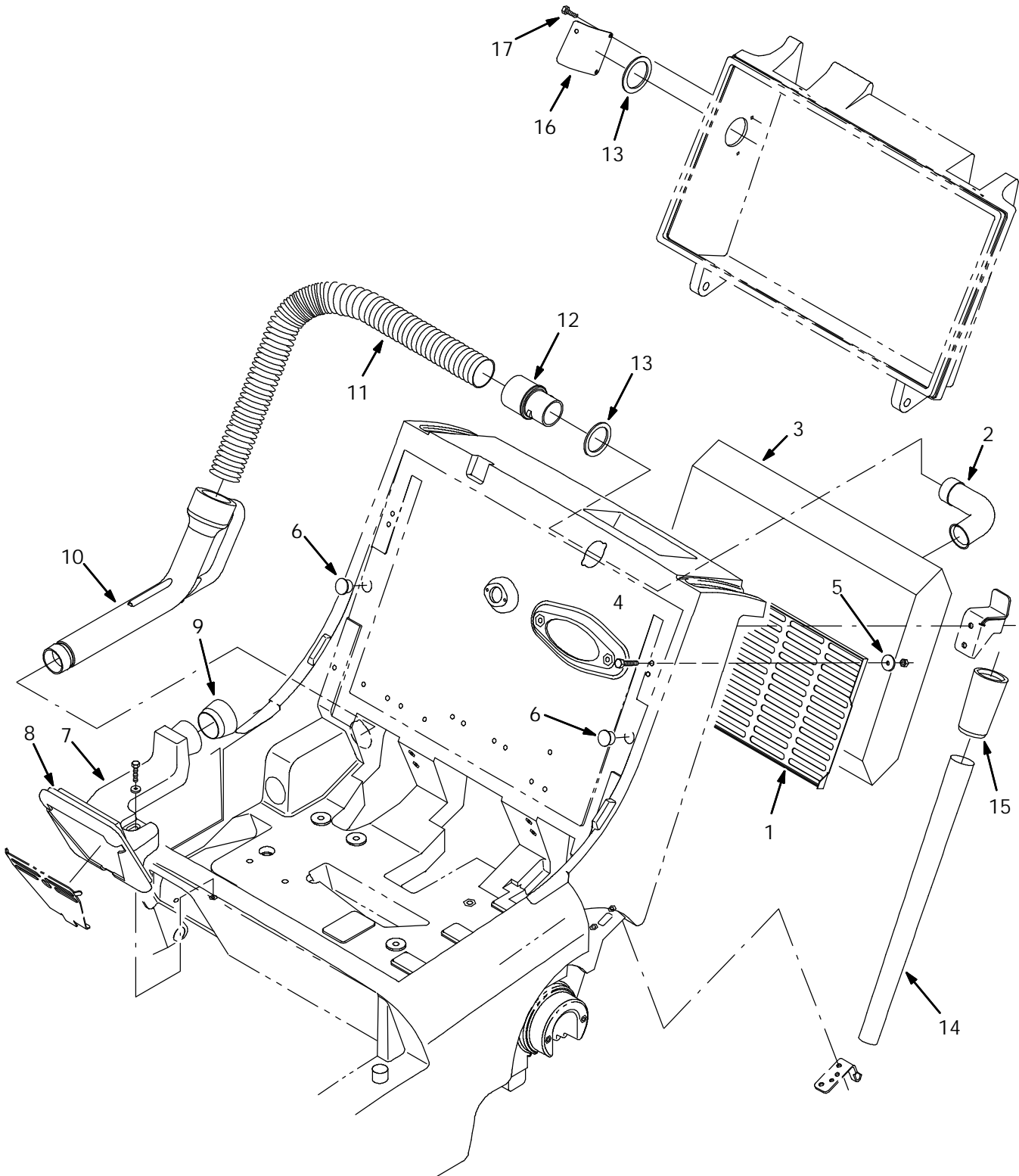


Fig. 6 - High Flow To Standard Bag Kit

	Ref.	Tennant Part No.	Machine Serial Number	Description	Qty.
Ñ		373152	(000000-) Kit, Hi-Flow To Std, Bag	1
▲	1	80103	(000000-) Screen, Vacuum Bag	1
▲	2	80433	(000000-) Tube, Vacuum	1
▲	3	80432	(000000-) Bag, Vacuum, Disposable 10Pk	1
▲	4	09258	(000000-) Screw, Pan, M06-1.0 X 40, 4.8	2
▲	5	41178	(000000-) Washer, Flat, .25 Fender	2
▲	6	80288	(000000-) Plug Button	2
▲Ñ		373129	(000000-) Kit, Replmt Vacuum Chamber	1
▲▲	7	373126	(000000-) Chamber, Vacuum	1
▲▲	8	80096	(000000-) Seal, Chamber	1
▲▲	9	373125	(000000-) Seal, Vac Wand	1
▲▲	10	373124	(000000-) Nozzle, Wand 1.8	1
▲	11	80464	(000000-) Hose, Flex	1
▲	12	80270	(000000-) Cuff, Flex	1
▲	13	80392	(000000-) Gasket, Cuff	2
▲	14	80354	(000000-) Wand, Vacuum	1
▲	15	80299	(000000-) Coupling, Vac-Wand	1
▲	16	373145	(000000-) Cover, Hole	1
▲	17	20394	(000000-) Screw, Hex, #10	3

Fig. 7 - Standard To High Air Flow Kit

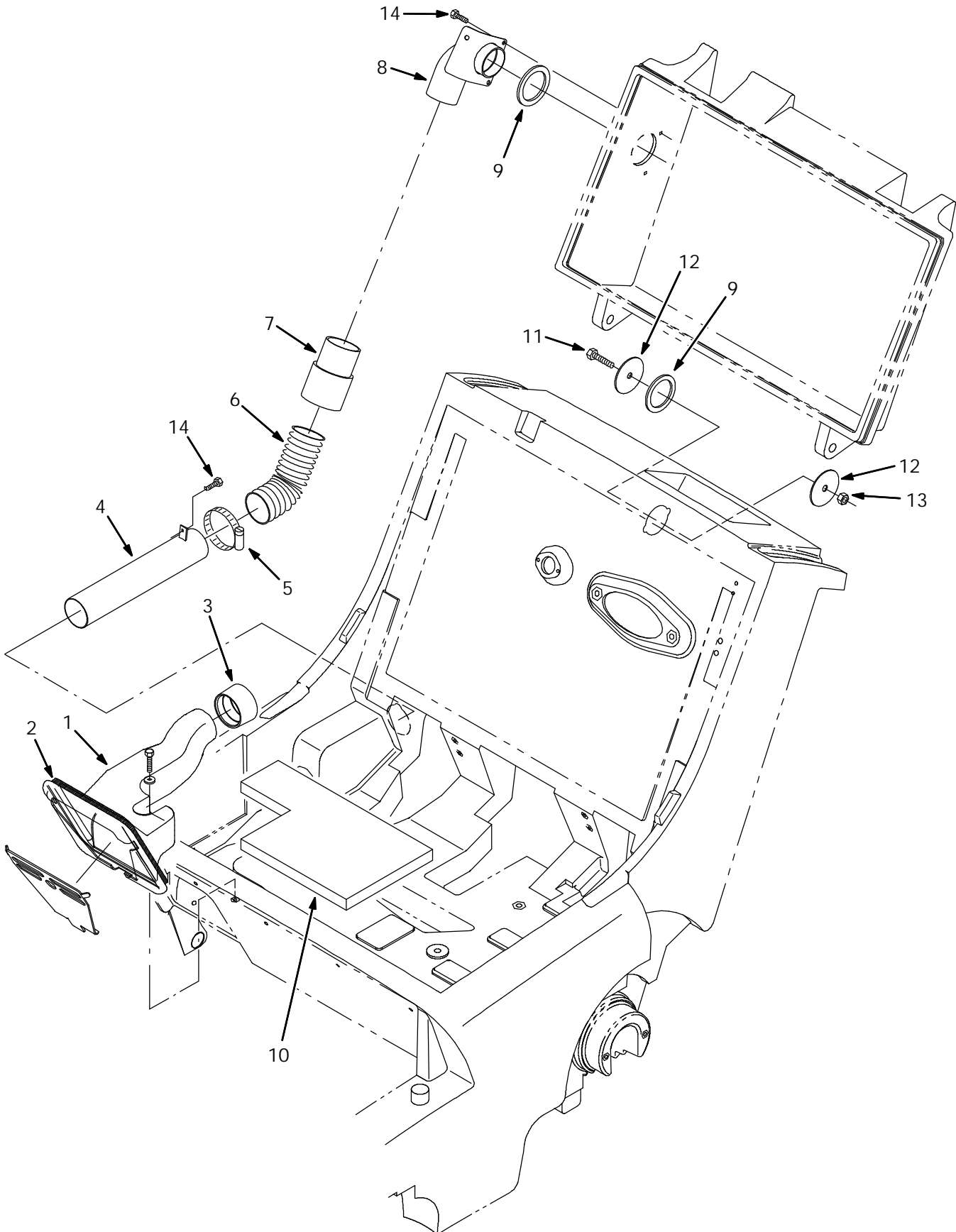


Fig. 7 - Standard To High Air Flow Kit

	Ref.	Tennant Part No.	Machine Serial Number	Description	Qty.
Ñ		373121	(000000-) Kit, High Vac System Airflow	1
▲	1	373115	(000000-) Housing, Vacuum Hi Flow	1
▲	2	80096	(000000-) Seal, Chamber	1
▲	3	373116	(000000-) Seal, Tube, Vacuum	1
▲	4	373123	(000000-) Tube, Vacuum	1
▲	5	22297	(000000-) Clamp, Wormdrive	1
▲	6	373118	(000000-) Hose, Flex	1
▲	7	83285	(000000-) Cuff, Hose	1
▲	8	373113	(000000-) Coupling, Hose, Elbow	1
▲	9	80392	(000000-) Gasket, Cuff	2
▲	10	373119	(000000-) Spacer, Battery	1
▲	11	76570	(000000-) Screw, Hex, M08-1.25 X 30, 8.8	1
▲	12	32492	(000000-) Washer, Flat, .38 Hard	2
▲	13	08709	(000000-) Nut, Hex, Lock, M08-1.25	1
▲	14	20394	(000000-) Screw, Hex, #10	3

Fig. 8 - High Flow Vacuum Wand Kit

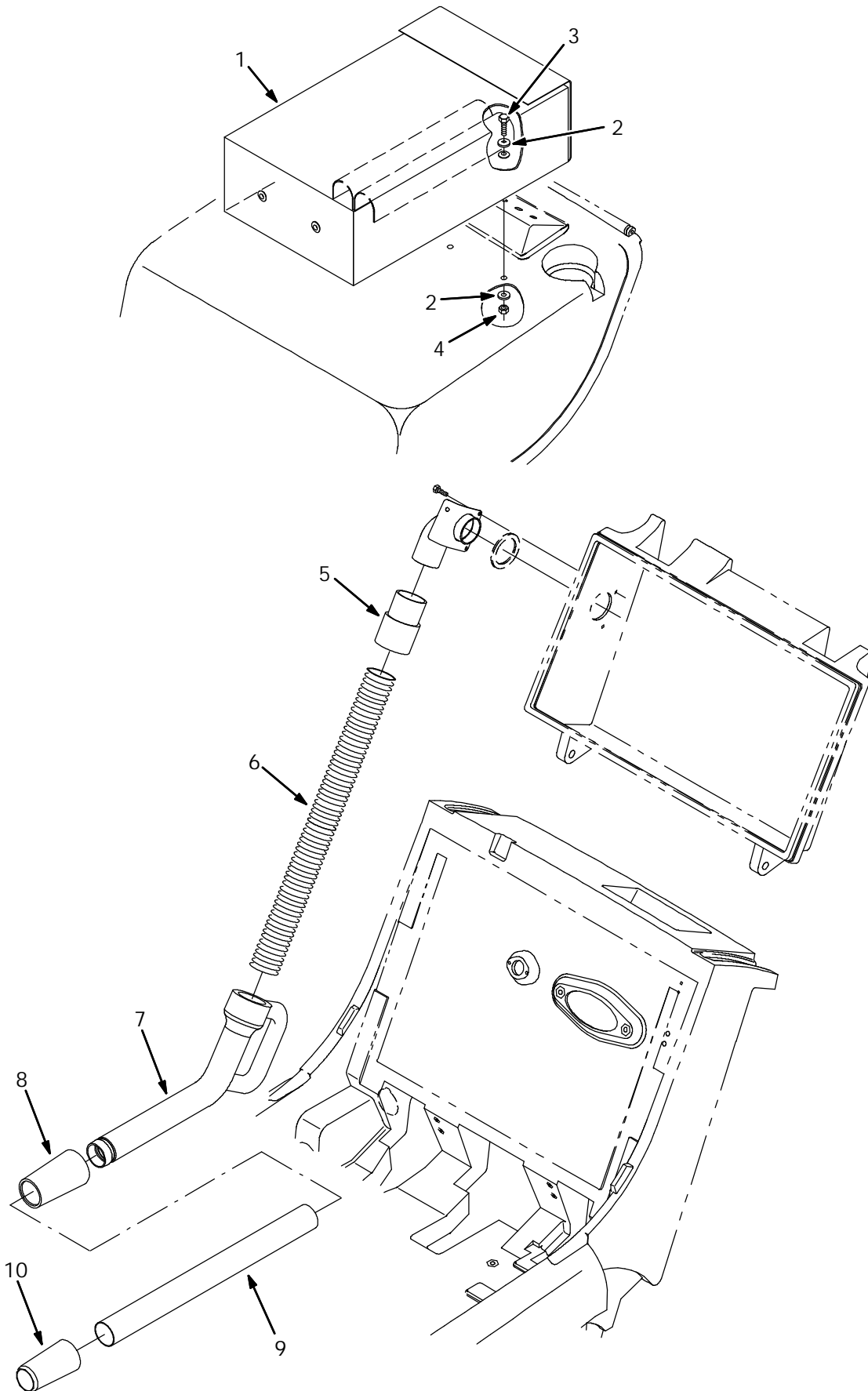


Fig. 8 - High Flow Vacuum Wand Kit

Ref.	Tennant Part No.	Machine Serial Number	Description	Qty.
	373137	(000000-) Kit, Vac Wand F/Hi Air Flow	1
1	65580	(000000-) Bag, Power	1
2	32492	(000000-) Washer, Flat, .38 Hard	4
3	39277	(000000-) Screw, Hex, M08-1.25 X 25, 8.8	2
4	08709	(000000-) Nut, Hex, Lock, M08-1.25	2
5	83285	(000000-) Cuff, Hose	1
6	83289	(000000-) Hose, Flex	1
7	83286	(000000-) Nozzle, Vac Wand	1
8	83287	(000000-) Coupling, Vac Wand	1
9	379204	(000000-) Tube, Vac Wand	1
10	80299	(000000-) Coupling, Vac-Wand	1

Fig. 9 - Vacuum Wand Extend Kit

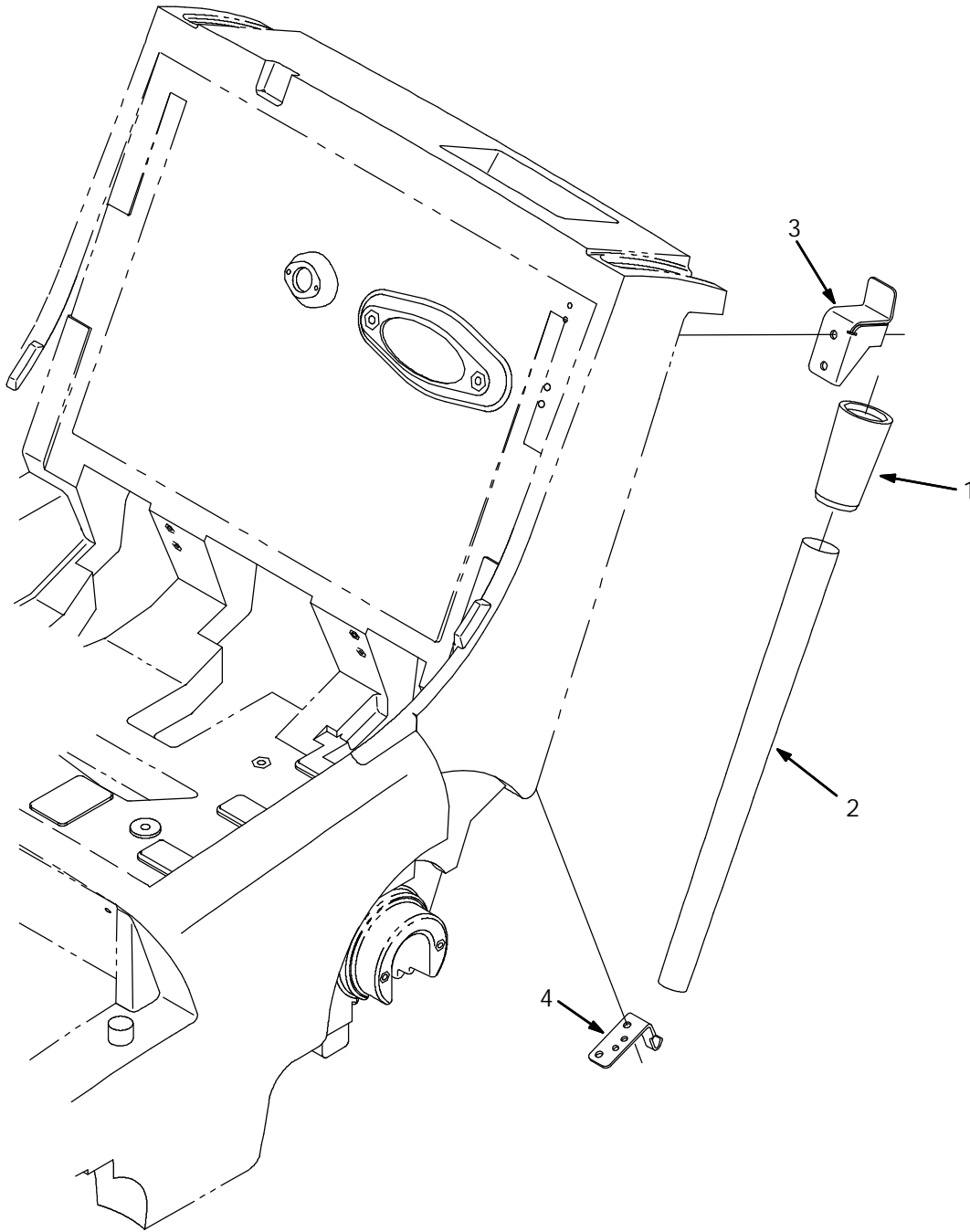


Fig. 9 - Vacuum Wand Extend Kit

	Ref.	Tennant Part No.	Machine Serial Number	Description	Qty.
Ñ		373106	(000000-)	Kit, Vacuum Wand, Extend 6080	1
▲	1	80299	(000000-)	Coupling, Vac-Wand	1
▲	2	80354	(000000-)	Wand, Vacuum	1
▲	3	80106	(000000-)	Bracket, Handle, Stop	1
▲	4	80113	(000000-)	Plate, Cable, Mount	1

Fig. 10 - Wide Track Wheels Kit

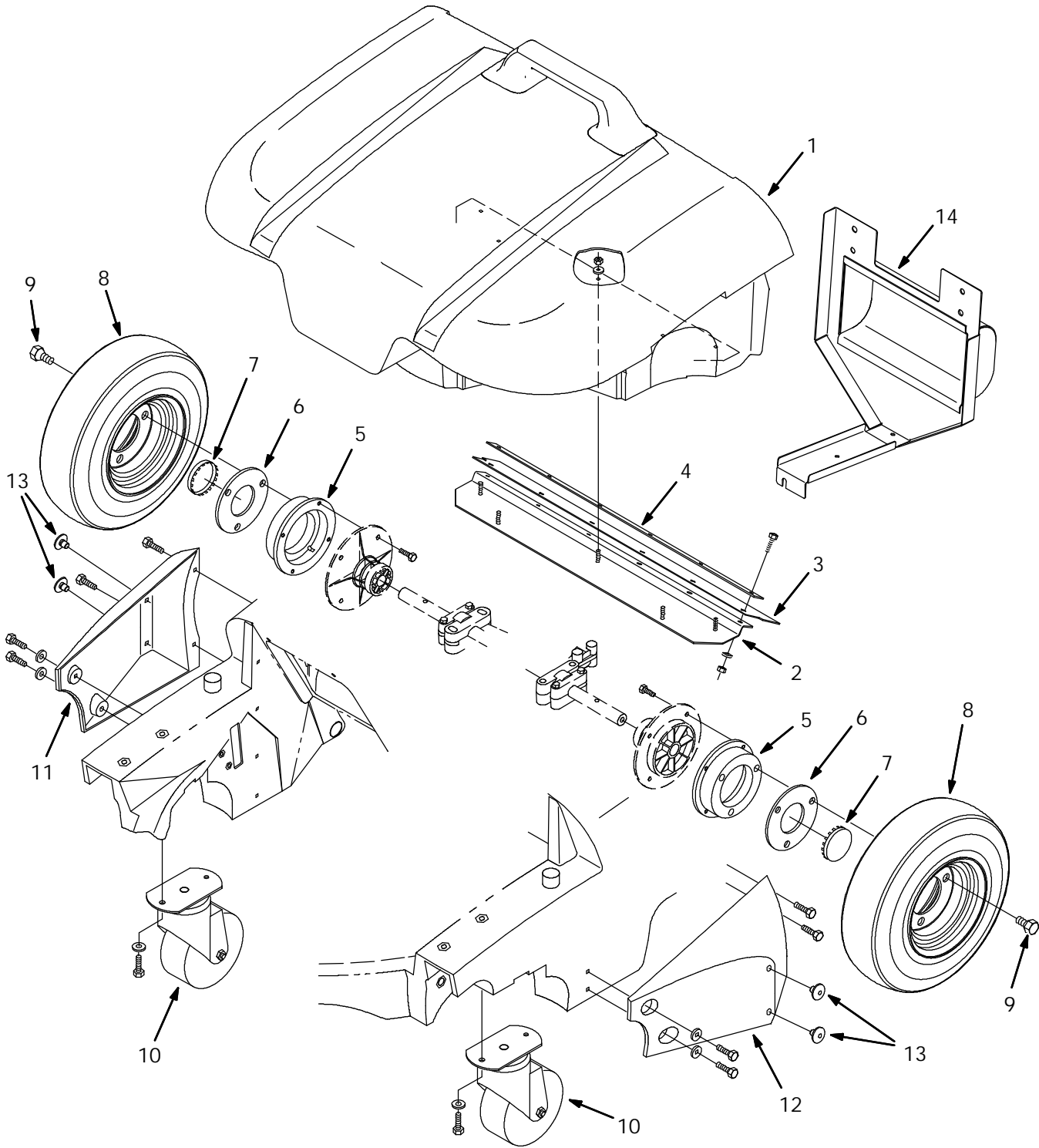


Fig. 10 - Wide Track Wheels Kit

	Ref.	Tennant Part No.	Machine Serial Number	Description	Qty.
Ñ		80252	(000000-) Kit, Wheels, Wide Track 6080	1
▲	1	80294	(000000-) Hopper, Wide Track	1
▲	2	80220	(000000-) Plate, Wear	1
▲	3	80140	(000000-003605) Skirt, Hopper	1
▲	3	373142	(003606-) Skirt, Hopper	1
▲	4	80230	(000000-) Retainer, Lip	1
▲	5	80211	(000000-) Adaptor, Wheel	2
▲	6	80306	(000000-) Plate, Hub-Cap	2
▲	7	47178-6	(000000-) Plugbtn 2.00H .04-.19 Chromstl	2
▲	8	78572	(000000-) Tire & Rim Assy, Black Pneumat	2
▲	9	80276	(000000-) Bolt, Lug,	6
▲	10	80161	(000000-) Caster, 5.0 Dia Wheel	2
▲	11	80216	(000000-) Guard, Wheel , Right	1
▲	12	378803	(000000-) Guard, Wheel, Left	1
▲	13	80300	(000000-) Button, Plug	4
▲	14	379229	(000000-) Plate, Backstop	1

Fig. 11 - Hinge Repair Kit

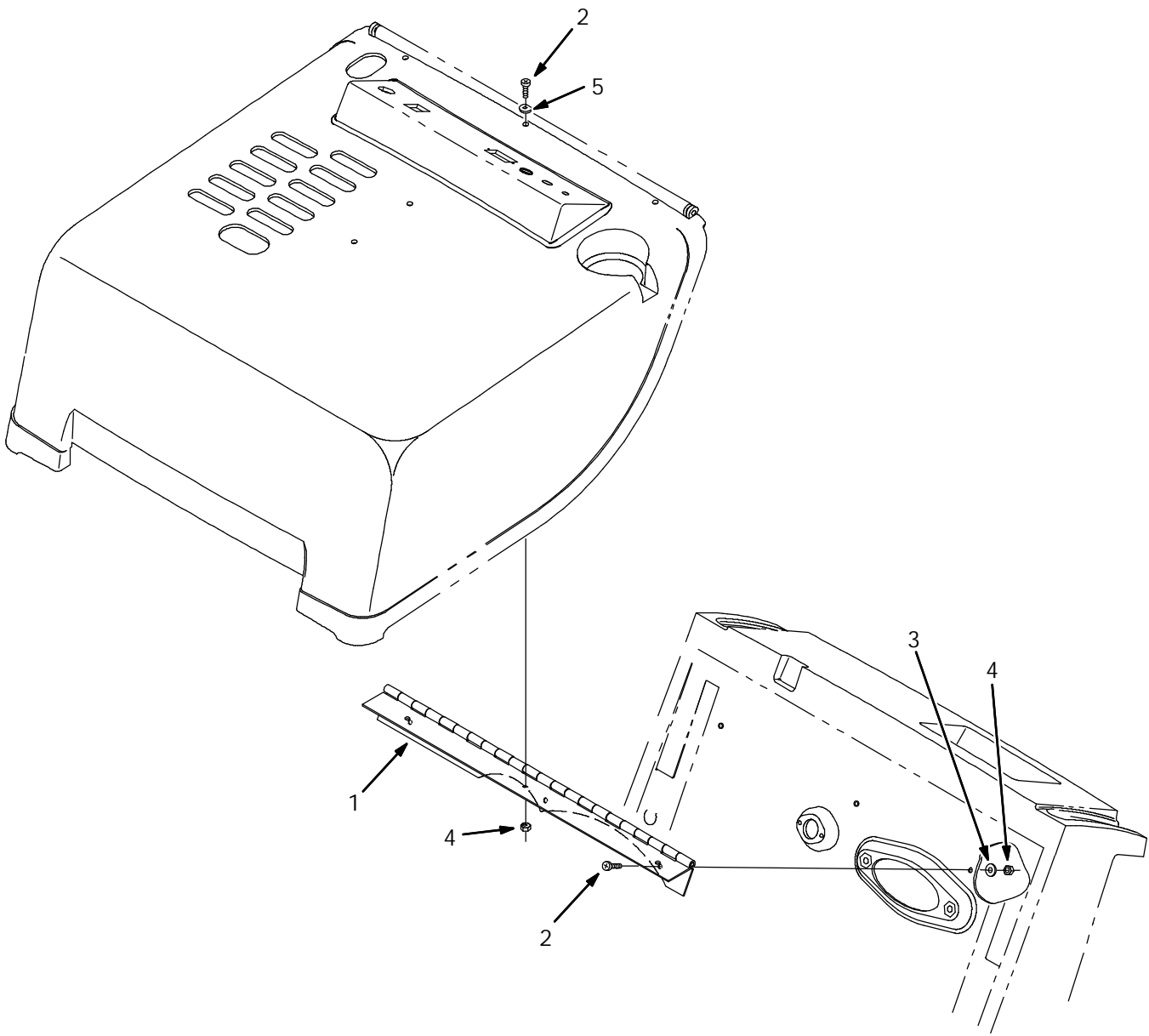
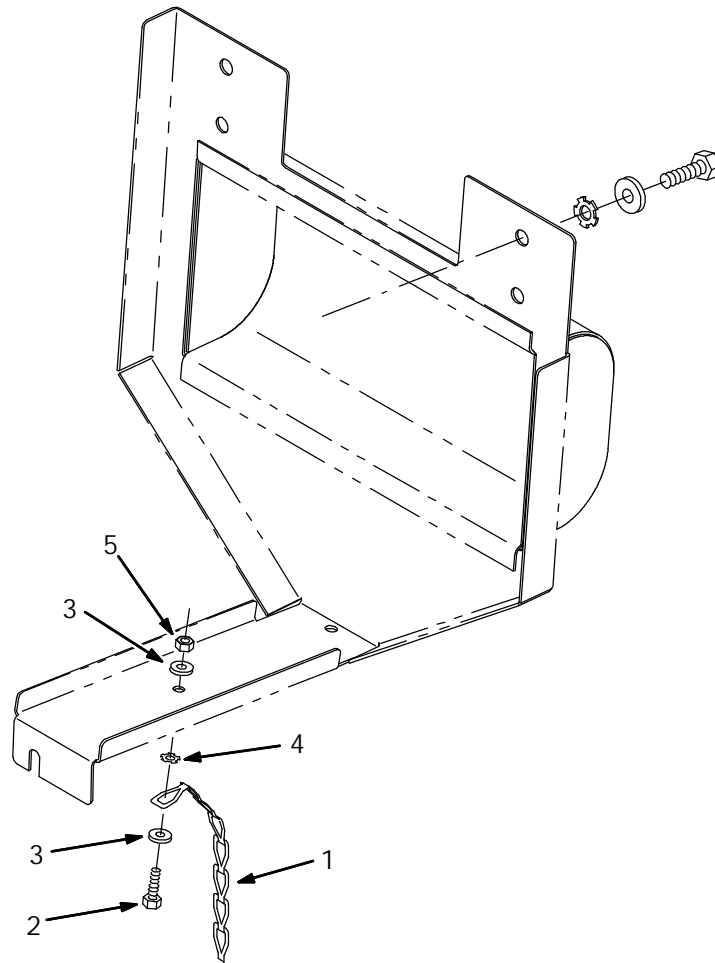


Fig. 11 - Hinge Repair Kit

	Ref.	Tennant Part No.	Machine Serial Number	Description	Qty.
Ñ		379220	(000000-) Kit, Hinge Repair	1
▲	1	379221	(000000-) Hinge, Cover, 6080	1
▲	2	363503	(000000-) Screw, Pan, M06-1.0 X 12, Ss	6
▲	3	32483	(000000-) Washer, Flat, .25 Sae	3
▲	4	08708	(000000-) Nut, Hex, Lock, M06	6
▲	5	379219	(000000-) Washer, Flat, Rework	3

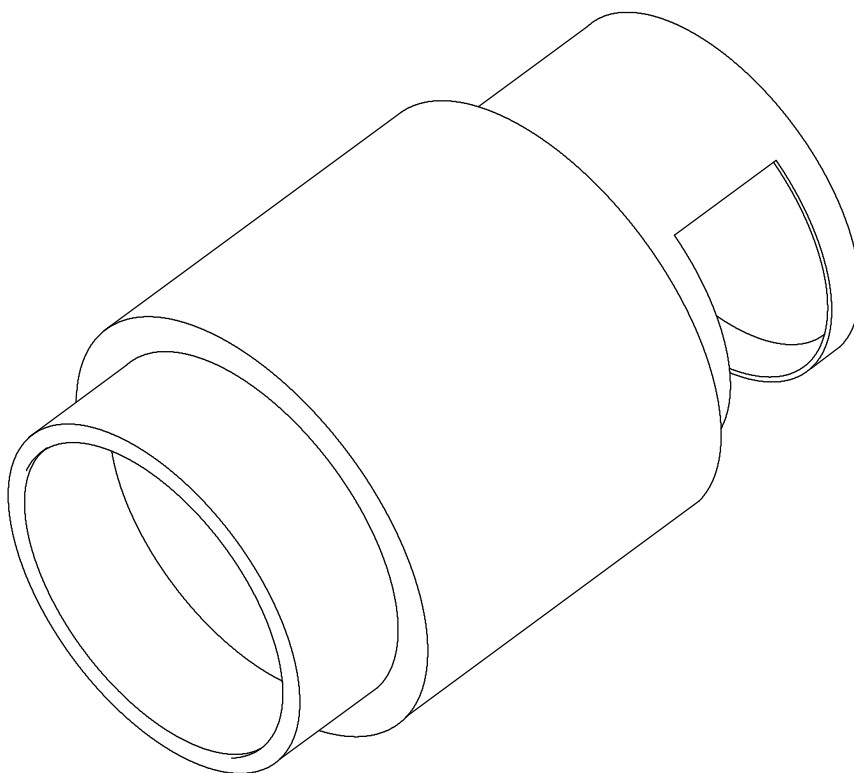
Fig. 12 - Steel Static Chain Kit



350936 - ALL

Ref.	Tennant Part No.	Machine Serial Number	Description	Qty.
Ñ	379007	(000000-)	Kit, Chain, Static, Steel	1
▲	1 46307	(000000-)	Chain, Link	1
▲	2 06943	(000000-)	Screw, Hex, M06-1.0 X 20, 8.8	1
▲	3 32490	(000000-)	Washer, Flat, .25 Hard	2
▲	4 41141	(000000-)	Washer, Lock, Int-Ext, .31	1
▲	5 08708	(000000-)	Nut, Hex, Lock, M06	1

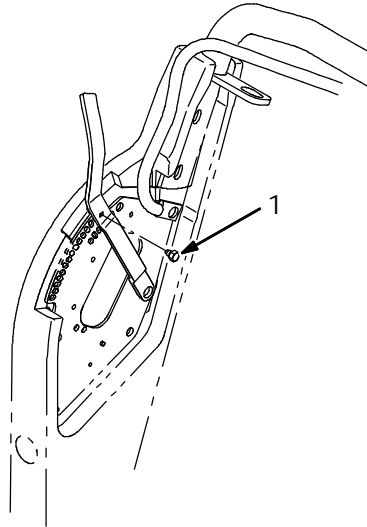
Fig. 13 - LPG Tank Group



350936 - LP

Ref.	Tennant Part No.	Machine Serial Number	Description	Qty.
1	10752-2	(000000-) Tank-Lp,20#,Vap,Both,Fill Ga L	1

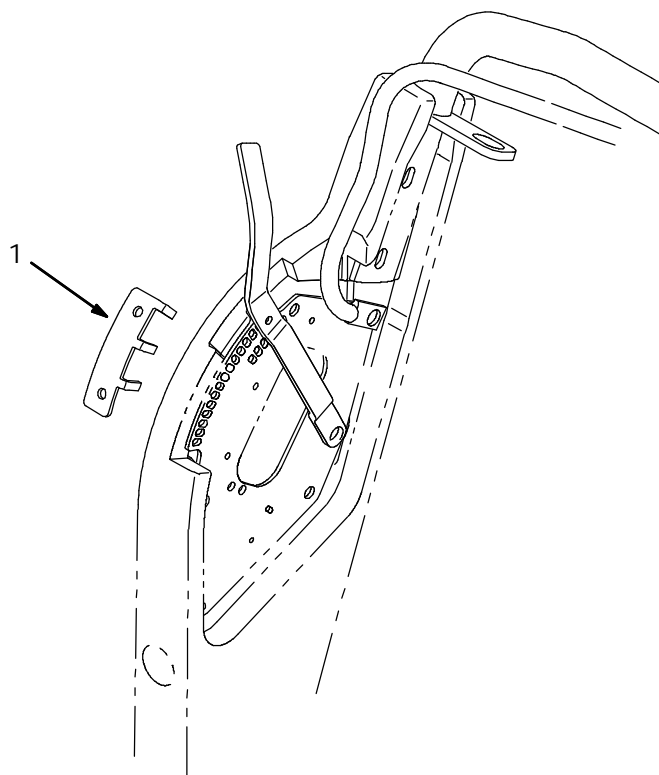
Fig. 14 - Carpet Sweeping Group



351290 - G, LP

Ref.	Tennant Part No.	Machine Serial Number	Description	Qty.
1	80972	(000000-) Screw, 250-20 Spl	1

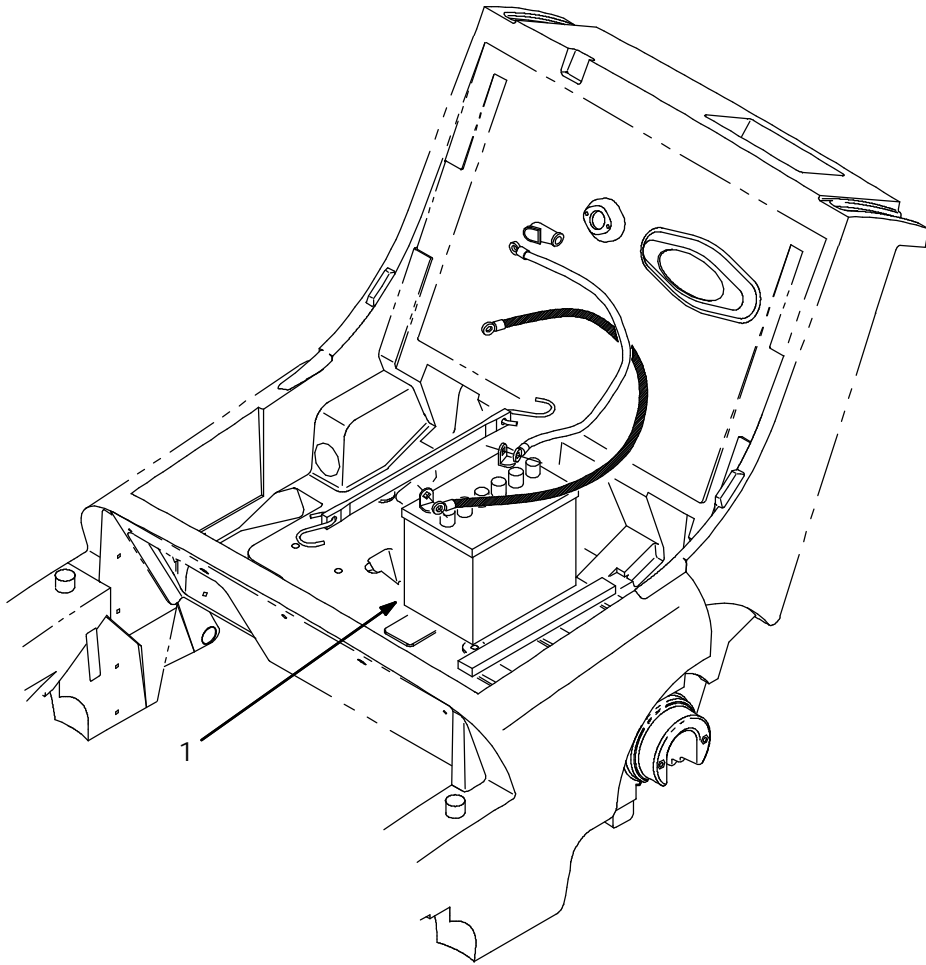
Fig. 15 - Main Brush Downpressure Kit



351287 - ALL

	Ref.	Tennant Part No.	Machine Serial Number	Description	Qty.
Ñ		378768	(000000-) Main Brush Downpressure Kit	1
▲	1	378765	(000000-) Limiter, Travel, Brush	1

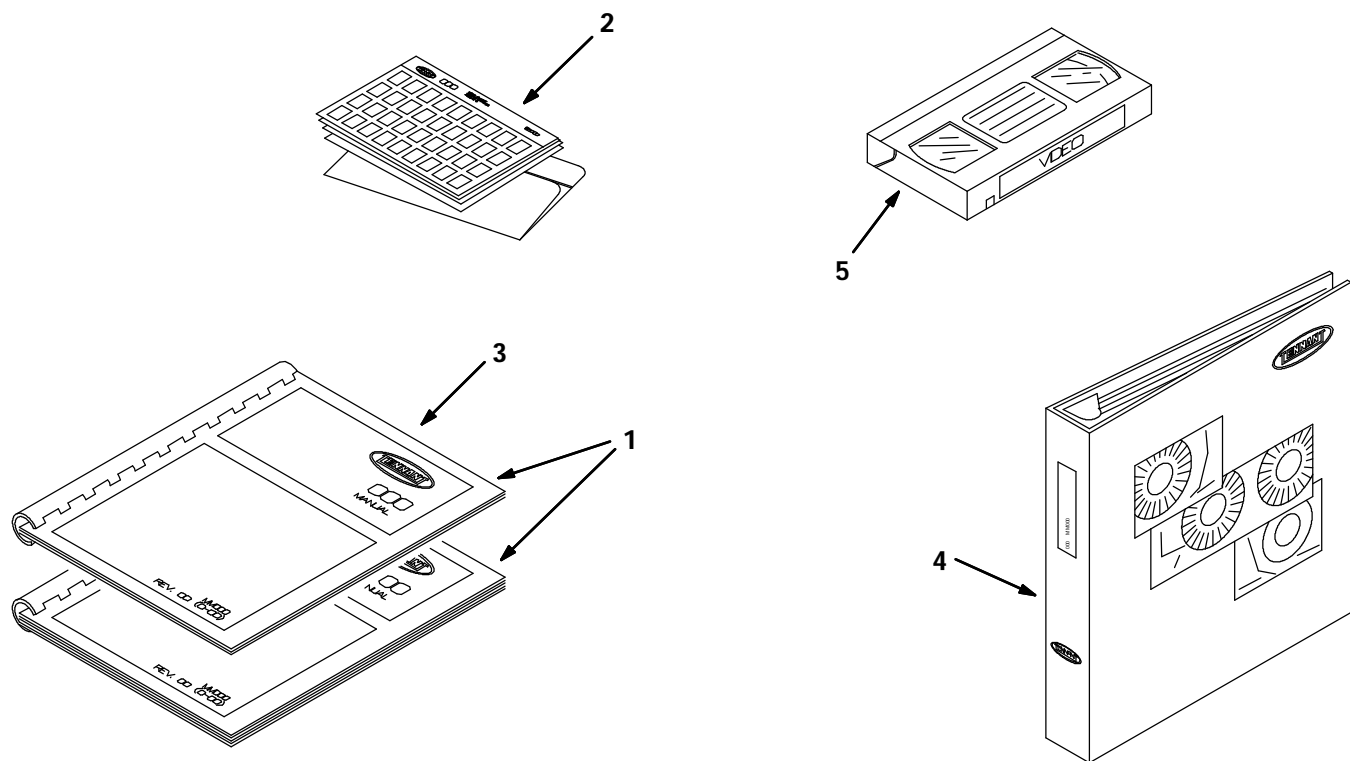
Fig. 16 - Battery Group, Dry (International Only)



350938 - G, LP

Ref.	Tennant Part No.	Machine Serial Number	Description	Qty.
1	10135	(000000-)	Battery, 12V, Cc Amps:260 Dry	1

Fig. 17 - Documentation Group



07501 - G, LP

Ref.	Tenant Part No.	Machine Serial Number	Description	Qty.
1	330000	(000000-)	Manual Pkg 6080G	1
2	330001	(000000-)	Manual-Fiche 6080G En	1
3	330002	(000000-)	Manual Opmt 6080G Es	1
3	330003	(000000-)	Manual Opmt 6080G Fr	1
3	330004	(000000-)	Manual pkg 6080G Jp	1
4	330005	(000000-)	Manual Service 6080 G	1
5	80149	(000000-)	Video, Operator, 6080	1

SECTION 4

CONTENTS	PAGE
Fig. 1 - Transaxle Breakdown, 80476	4-2

Fig. 1 - Transaxle Breakdown, 80476

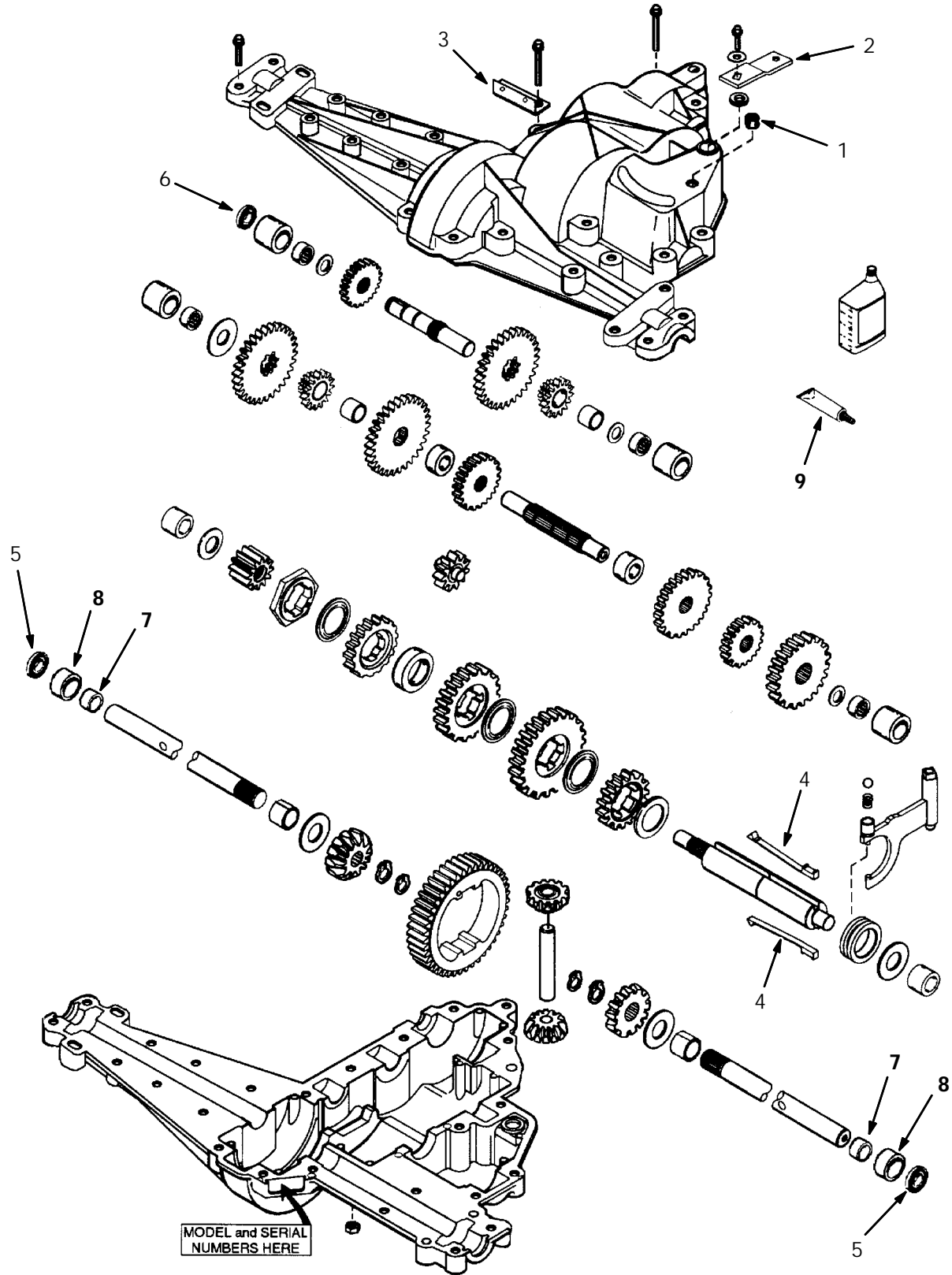


Fig. 1 - Transaxle Breakdown, 80476

	Ref.	Tenant Part No.	Manufacturer Serial Number	Description	Qty.
Ñ		80476	(000000-) Kit, Transaxle Assy	1
▲	1	80471	(000000-) Fitting, Relief 1/8	1
▲	2	80417	(000000-) Lever, Shift	1
▲	3	80499	(000000-) Bracket, Return Spring	1
▲Ñ		80472	(000000-) Kit, Transaxle Repair	1
▲▲	4	80473	(000000-) Key, Shifter Te	2
▲▲	5	80474	(000000-) Seal, Axle Te	2
▲▲	6	80475	(000000-) Seal, Shaft, Input Te	1
▲▲	7	80352	(000000-) Bearing, Axle	2
▲▲	8	80353	(000000-) Sleeve, Bearing	2
▲▲	9	08317	(000000-) Sealant,Silastic Rtv732-3 Oz.	1

SECTION 5

CONTENTS	PAGE
Fig. 1 - Crankcase Group	5-2
Fig. 2 - Crankshaft And Piston Group	5-4
Fig. 3 - Intake And Exhaust Group	5-6
Fig. 4 - Governor Group	5-8
Fig. 5 - Cooling And Fuel Tank Group	5-10
Fig. 6 - Carburetor Group	5-12
Fig. 7 - Electrical Group	5-14
Fig. 8 - Starter Group	5-16
Fig. 9 - LPG Flywheel Group	5-18
Fig. 10 - LPG Electrical Group	5-20
Fig. 11 - LPG Fuel Group	5-22
Fig. 12 - LPG Carburetor Group	5-24
Fig. 13 - LPG Quick Disconnect Group	5-26

Fig. 1 - Crankcase Group

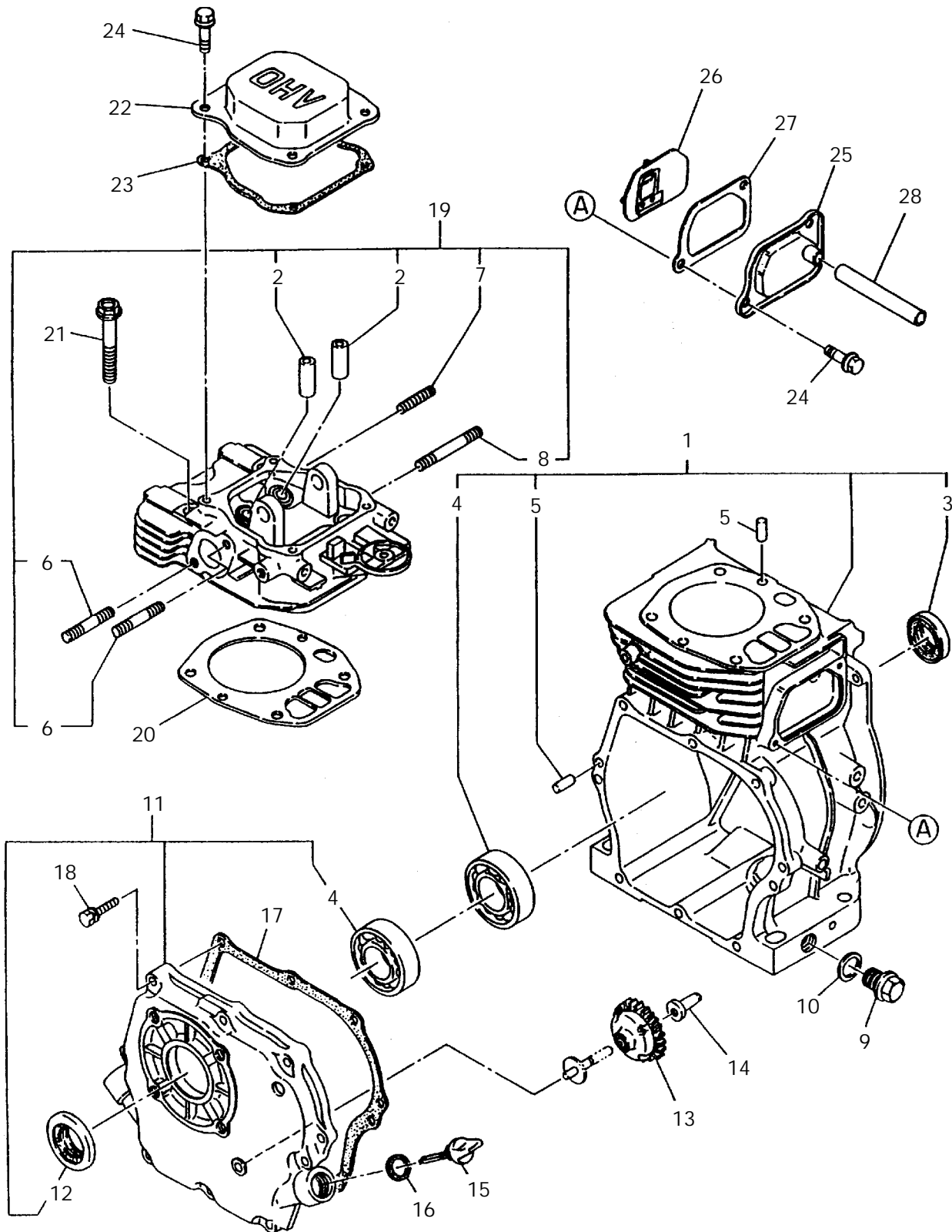


Fig. 1 - Crankcase Group

Ref.	Tennant Part No.	Robin Part Number	Description	Qty.
1	369516	253-10206-01	Crankcase Rn	1
2	369515	237-14202-03	Valve Guide Rn	2
3	369509	044-02500-70	Oil SealRn	1
4	369511	060-02500-10	Ball BearingRn	2
5	369507	031-00600-20	Dowel Pin Rn	4
6	80091	010-50802-50	tud, Exhaust	2
7	369501	010-50601-31	StudRn	1
8	369500	001-39066-00	StudRn	1
9	369508	040-11400-30	PlugRn	2
10	369505	021-11400-20	GasketRn	2
11	369517	253-11014-01	Main Brg Coverrn	1
12	369510	044-02501-60	Oil SealRn	1
13	369514	227-45003-01	Governor Gear Rn	1
14	369513	205-41901-03	Gov SleeveRn	1
15	80098	227-63601-03	Dip Stick	1
16	369506	021-31600-10	GasketRn	1
17	369521	253-16002-03	Gasket (Brg)Rn	1
18	369504	013-00600-40	Bolt & Washer Rn	8
19	369518	253-13012-01	Cylinder Head Rn	1
20	80070	253-15001-23	Head Gasket	1
21	369503	011-00801-00	Flange Bolt Rn	4
22	369520	253-15501-03	Rocker CoverRn	1
23	80089	253-16005-03	Gasket, Rk, Cover	1
24	369502	011-00600-20	Flange Bolt Rn	6
25	369519	253-14301-01	Breather Coverrn	1
26	80092	253-14401-01	Plate, Breather	1
27	80093	253-16006-23	Gasket,Breath Rn	1
28	369512	085-10800-00	Rubber Pipe Rn	1
29	369522	253-99001-07	Gasket SetRn	1

Fig. 2 - Crankshaft And Piston Group

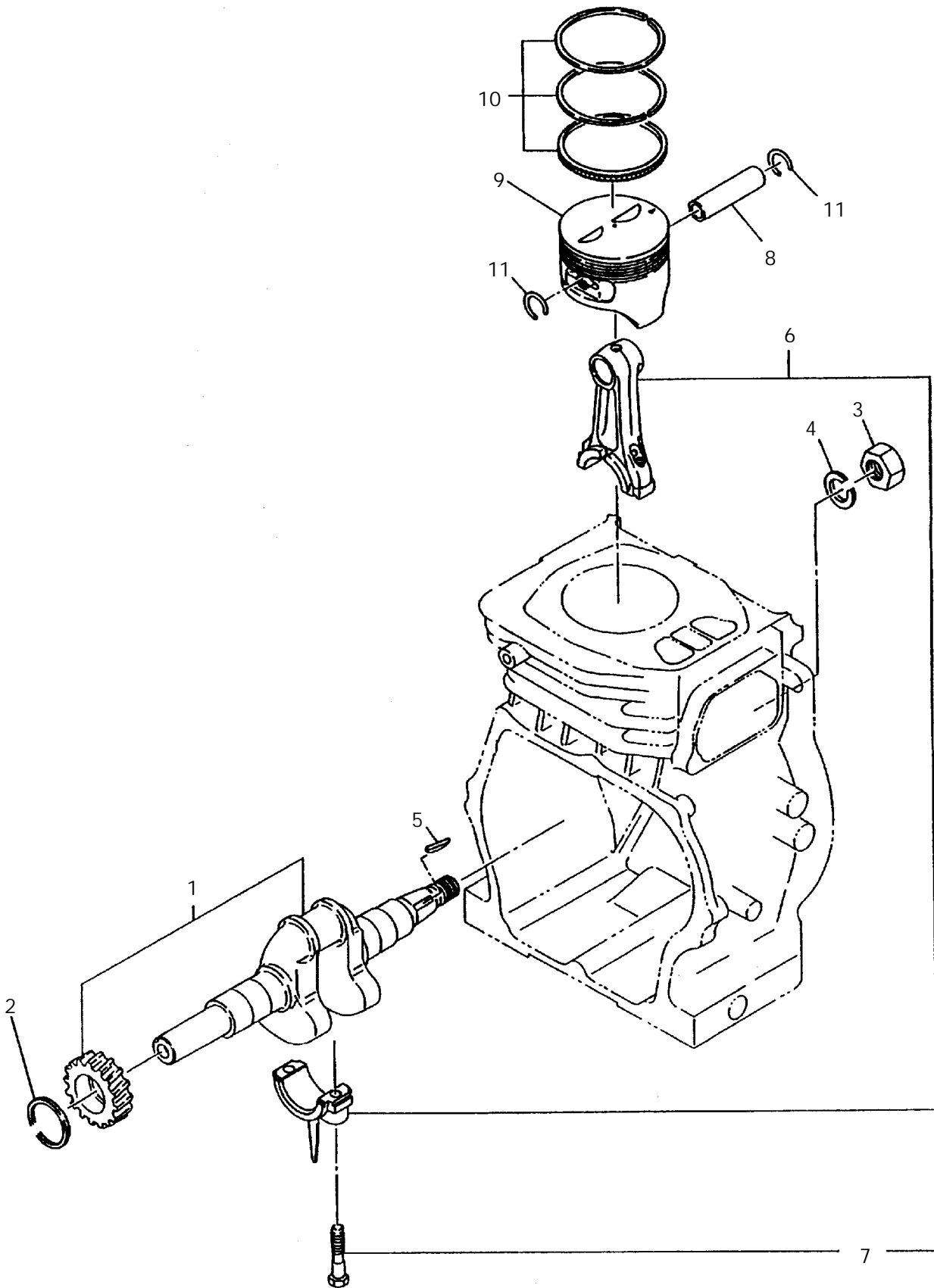


Fig. 2 - Crankshaft And Piston Group

Ref.	Tennant Part No.	Robin Part Number	Description	Qty.
1	369532	253-20901-01	CrankshaftRn	1
2	369525	023-02501-10	Spacer 0.6Rn	1
2	369526	023-02501-20	Spacer 0.8Rn	1
2	369527	023-02501-30	Spacer 1.0Rn	1
3	369523	002-18140-00	Nut Rn	1
4	369524	003-20140-00	Spring Washer Rn	1
5	369528	032-30300-10	Woodruff KeyRn	1
6	369533	253-22501-00	Conn Rod Assy Rn	1
7	369530	238-23001-03	Conn Rod Bolt Rn	2
8	369531	238-23301-03	Piston RinRn	1
9	369534	253-23401-03	Piston,StdRn	1
9	369535	253-23402-03	Piston,+.25Mm Rn	1
9	369536	253-23403-03	Piston,+.50Mm Rn	1
10	369537	253-23501-07	Ring Set,StdRn	1
10	369538	253-23502-07	Ringset,+.25Mmrn	1
10	369539	253-23503-07	Ringset,+.50Mmrn	1
11	369529	056-51600-10	ClipRn	2

Fig. 3 - Intake And Exhaust Group

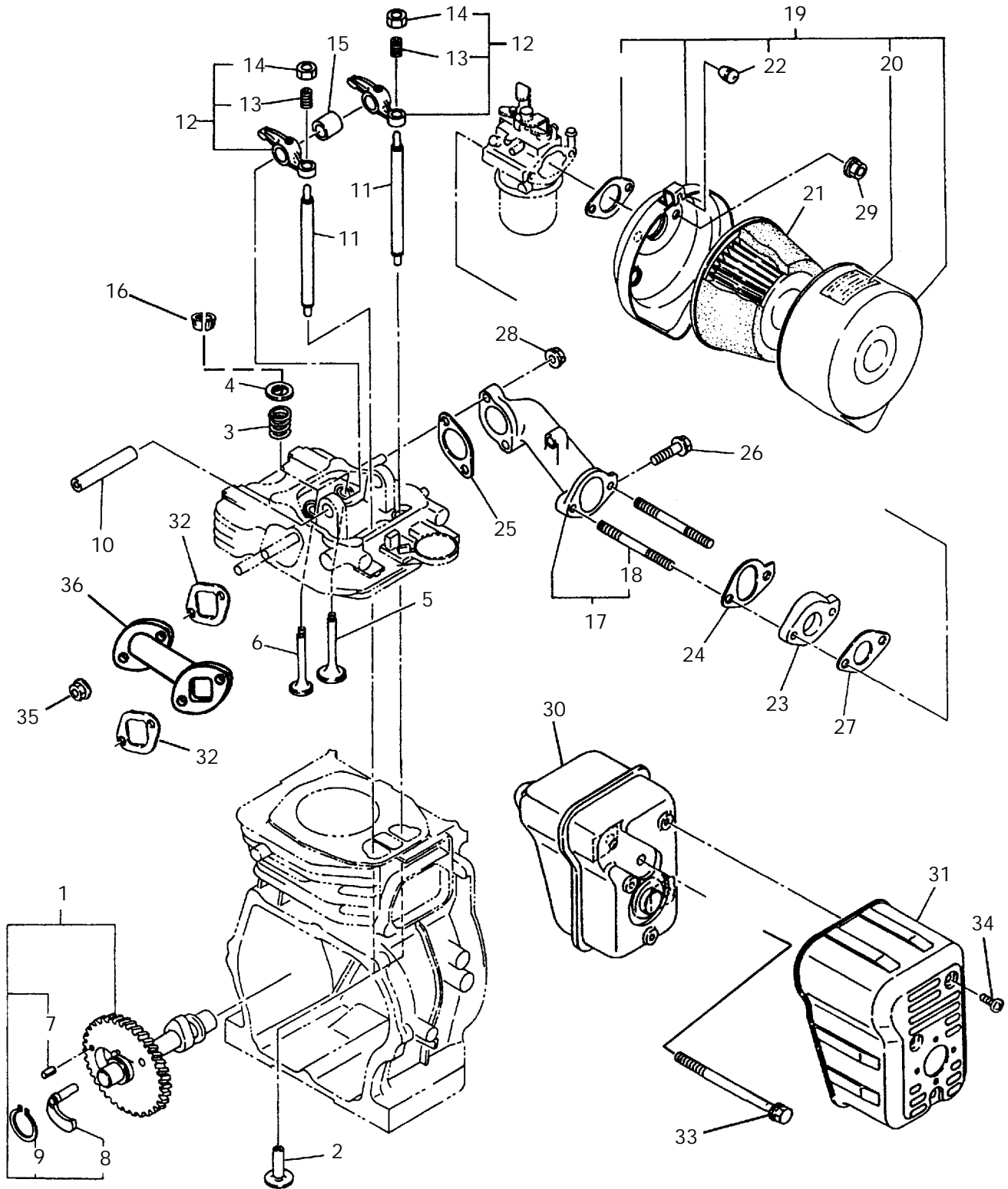


Fig. 3 - Intake And Exhaust Group

Ref.	Tennant Part No.	Robin Part Number	Description	Qty.
1	369563	253-31701-01	CamshaftRn	1
2	369561	239-33301-03	TappetRn	2
3	369555	237-33601-03	Valve SpringRn	2
4	369556	237-33701-23	Sprng Retainerrn	2
5	369559	238-33401-33	Intake ValveRn	1
6	369560	238-33501-03	Exhaust Valve Rn	1
7	369542	005-19041-00	Spring PinRn	1
8	369554	227-36401-03	Release Lever Rn	1
9	369541	003-15220-00	Snap Ring Rn	1
10	369557	237-35001-03	Rocker ShaftRn	1
11	369567	253-35301-01	Push RodRn	2
12	369568	253-36101-00	Rocker Arm Asyrn	2
13	369546	014-90800-21	Adj Screw Rn	2
14	369548	017-00800-90	Nut Rn	2
15	369558	237-36120-13	SpacerRn	1
16	369562	246-35501-03	Valve Keepers Rn	2
17	369566	253-33001-01	Intake Pipe Rn	1
18	369544	010-50602-30	StudRn	2
19	369564	253-32614-10	Air Clnr Assy Rn	1
19	369569	253-95302-13	Label,Air Clnrrn	1
20	369550	106-32738-08	Label Rn	1
21	80071	227-32610-07	Element, Air Cleaner	1
22	369551	207-32690-08	Grommet Rn	1
23	369565	253-32901-03	Insulator Rn	1
24	80083	253-35901-03	Gasket, Int	1
25	369553	227-35901-03	GasketRn	1
26	369545	011-00601-30	Flange Bolt Rn	1
27	80084	236-35903-03	Gasket, Int	1
28	369540	002-38060-00	Flange NutRn	2
29	369552	226-39212-00	Nut, Air Clnr Rn	2
30	80490	253-30101-01	Muffler	1
31	80090	253-34201-01	Shield, Muff	1
32	80082	236-35201-03	Gasket, Muffler	2
33	369543	010-00801-60	BoltRn	2
34	369547	015-20500-10	Tapping Screw Rn	3
35	369549	018-00800-10	Flange NutRn	2
36	80485	253-34003-02	Pipe, Exhaust	1

Fig. 4 - Governor Group

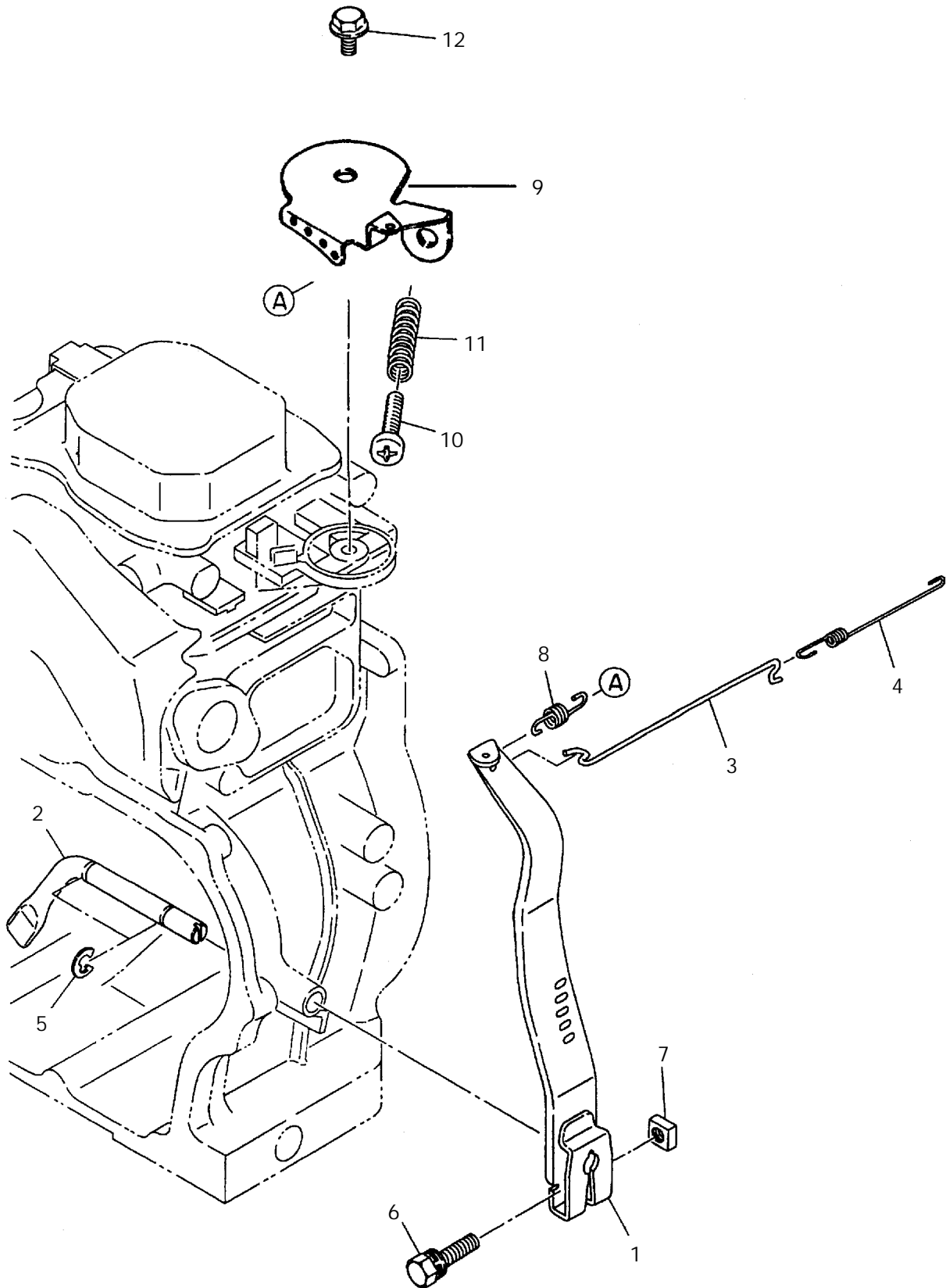


Fig. 4 - Governor Group

Ref.	Tennant Part No.	Robin Part Number	Description	Qty.
1	369578	253-42301-11	Governor Leverrn	1
2	369575	227-42201-03	Governor Shaftrn	1
3	369580	253-42701-01	Governor RodRn	1
4	369581	253-42801-03	Rod SpringRn	1
5	369572	003-13060-00	ClipRn	2
6	369571	001-14063-00	Bolt & Washer Rn	1
7	369574	018-6060020	NutRn	1
8	369579	253-42502-01	Governor Sprngrn	1
9	369576	227-43310-01	Control Screw Rn	1
10	369573	004-31063-00	Screw Rn	1
11	369577	237-45004-23	SpringRn	1
12	369570	001-14061-20	BoltRn	1

Fig. 5 - Cooling And Fuel Tank Group

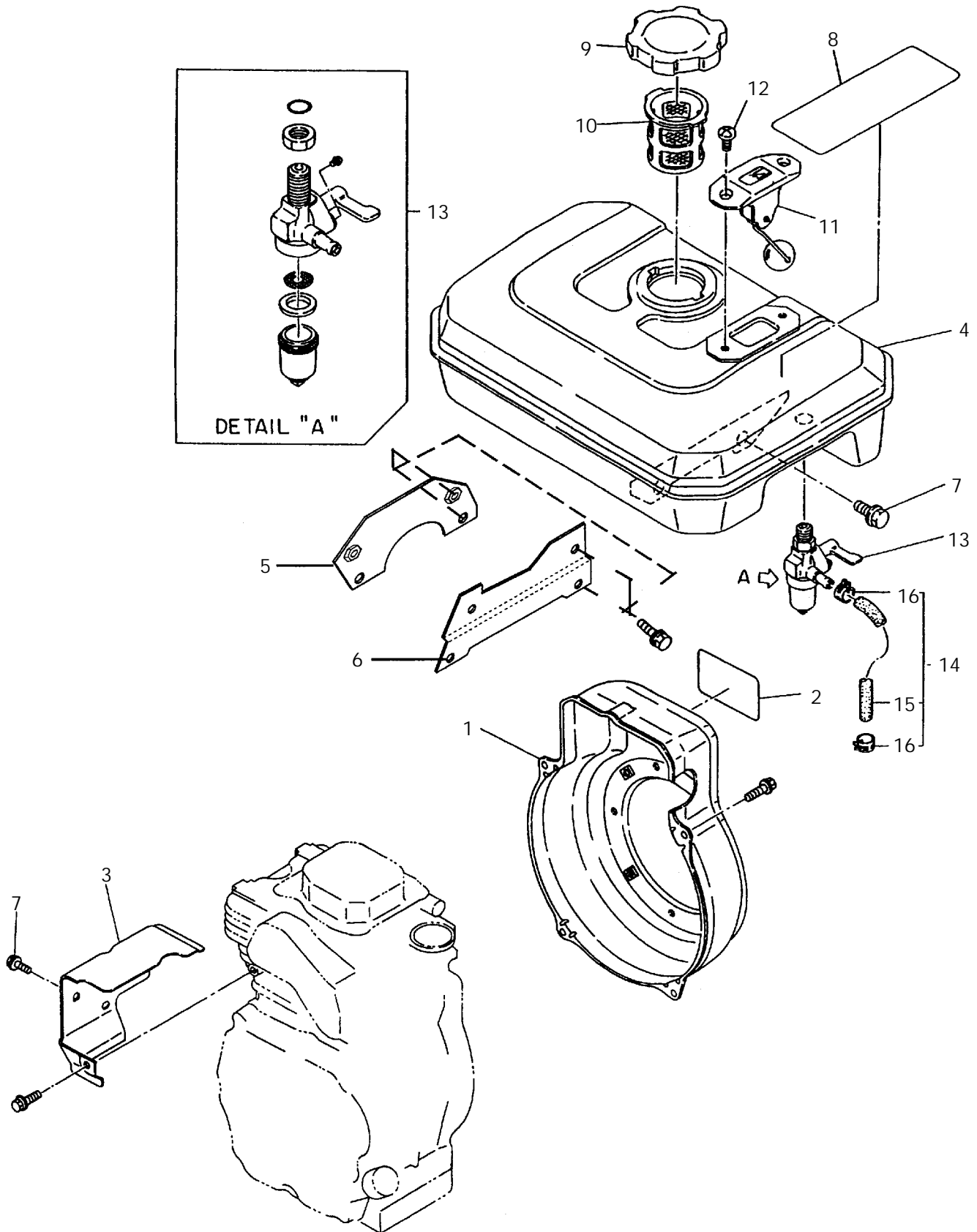


Fig. 5 - Cooling And Fuel Tank Group

Ref.	Tennant Part No.	Robin Part Number	Description	Qty.
1	369590	253-51407-01	Blower HsgRn	1
2	369595	253-91703-03	Label,Trademrkrn	1
3	369591	253-52702-03	Head CoverRn	1
4	369592	253-60115-01	Fuel Tank Rn	1
5	369593	253-61601-01	Tank Brkt 1 Rn	1
6	369594	253-61602-01	Tank Brkt 2 Rn	1
7	369582	011-00600-30	Flange Bolt Rn	10
8	369587	073-20039-00	Label,Warning Rn	1
9	80076	043-04300-15	Cap, Fuel Tank	1
10	369585	064-13600-10	Fuel Filter Rn	1
11	369586	064-80005-00	Fuel GaugeRn	1
12	369583	014-50500-40	Screw Rn	2
13	80074	064-20084-00	Fuel Strainer Kit	1
14	369588	226-62617-01	Fuel Pipe Rn	1
15	369589	238-62550-08	Rubber Pipe Rn	1
16	369584	056-11100-20	Hose ClampRn	2

Fig. 6 - Carburetor Group

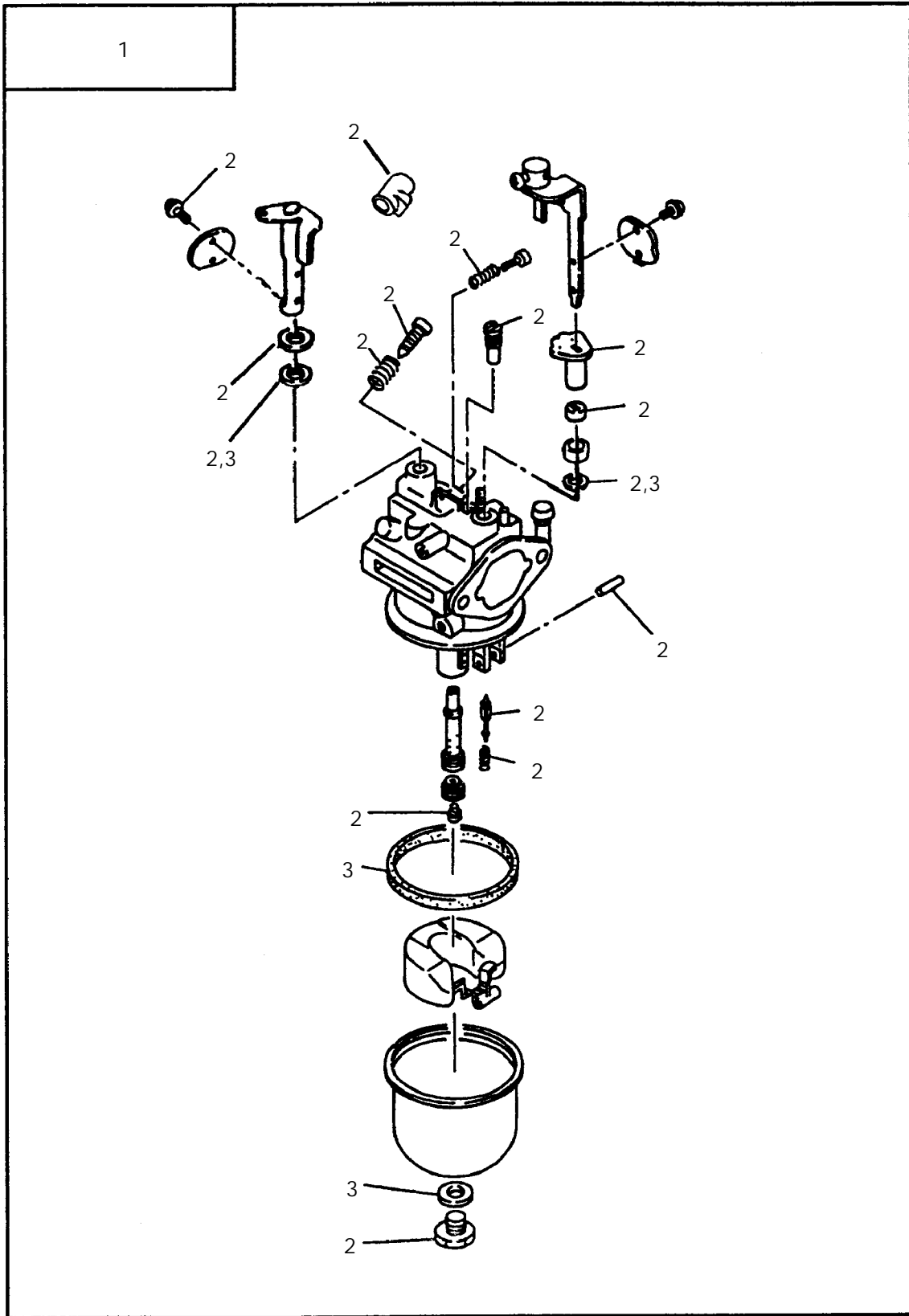


Fig. 6 - Carburetor Group

Ref.	Tennant Part No.	Robin Part Number	Description	Qty.
1	80094		Carb Assy	1
2	80114		Carburetor Repmt Kit	1
3	80115		Gasket, Carburetor	1

Fig. 7 - Electrical Group

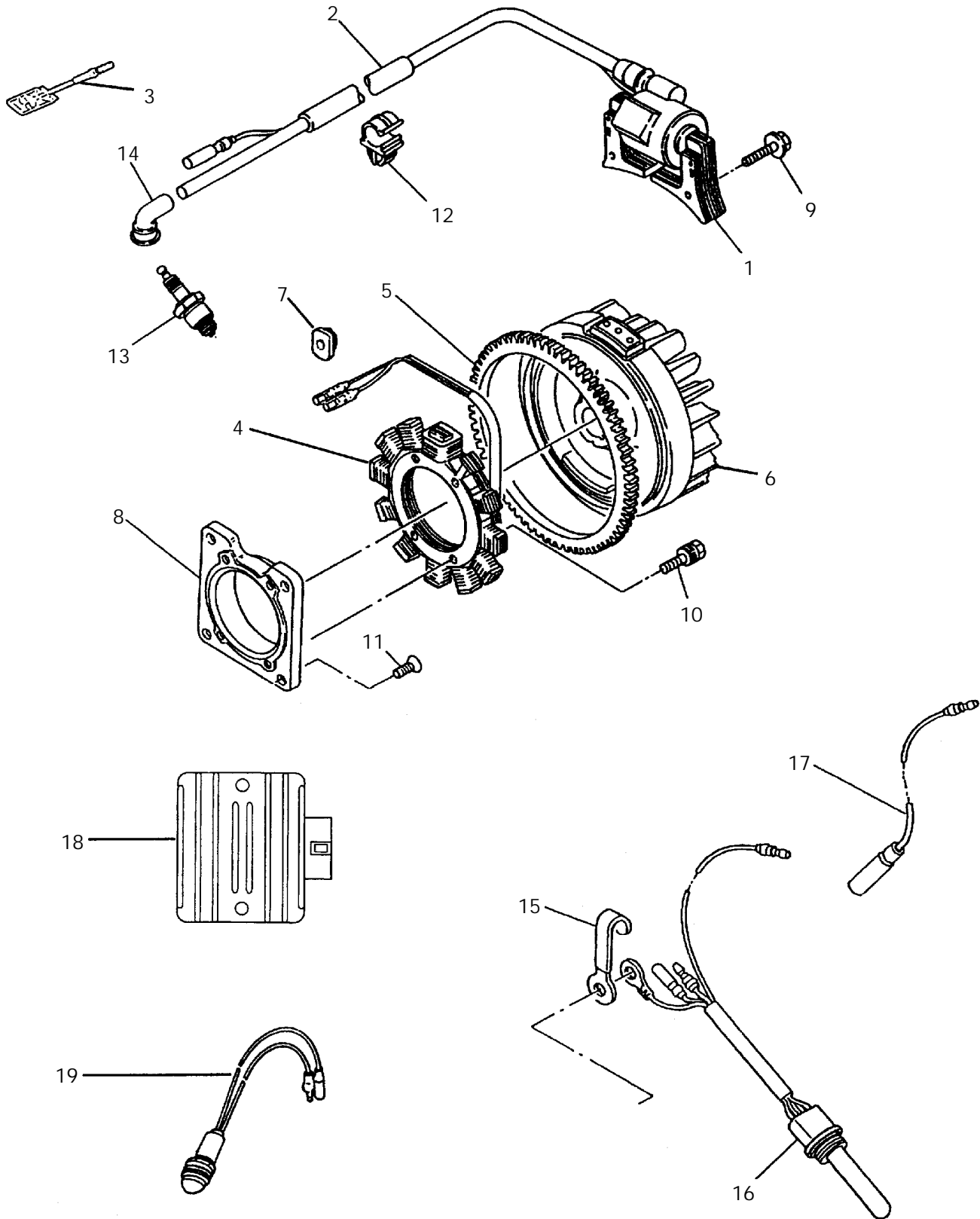


Fig. 7 - Electrical Group

Ref.	Tennant Part No.	Robin Part Number	Description	Qty.
1	80078	253-70130-28	Coil, Ignition	1
2	369613	253-71240-18	Vinyl TubeRn	1
3	369604	214-73122-01	WireRn	1
4	80080	234-70170-01	Coil, Strator	1
5	369608	227-71001-13	Ring Gear Rn	1
6	369615	253-79355-01	Flywheel (Gas)Rn	1
7	369599	024-10800-10	Grommet (Gas) Rn	1
8	369610	234-79001-03	Magneto BaseRn	1
9	369596	001-14062-50	Bolt & Washer Rn	2
10	369598	004-35062-50	Screw&WasherRn	4
11	369597	004-11061-20	Scr,Counter Hdrn	4
12	369600	056-60001-90	Clamp Rn	1
13	80099	065-01401-90	Spark Plug	1
14	369602	065-50000-51	Spkplugcap(Gasrn	1
15	369606	224-77002-01	Wire ClampRn	1
16	80100	KS3-11022-11	Sensor, Oil Gasoline	1
17	369605	224-73113-01	WireRn	1
18	80072	246-71901-01	Voltage Regulator	1
19	80173	227-77002-00	Light, Oil	1
16	369621	KS3-11040-01	Sensor, Oil (LPG).....	1



Fig. 8 - Starter Group

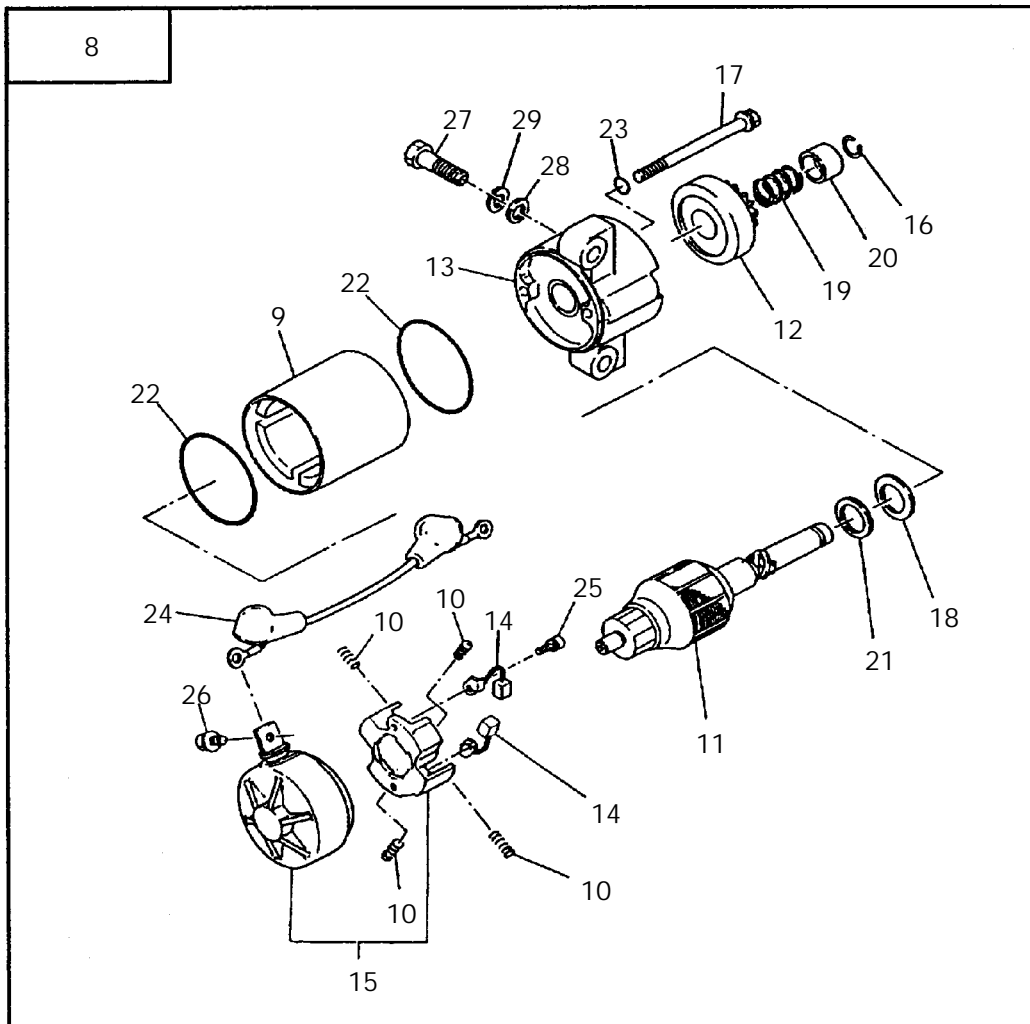
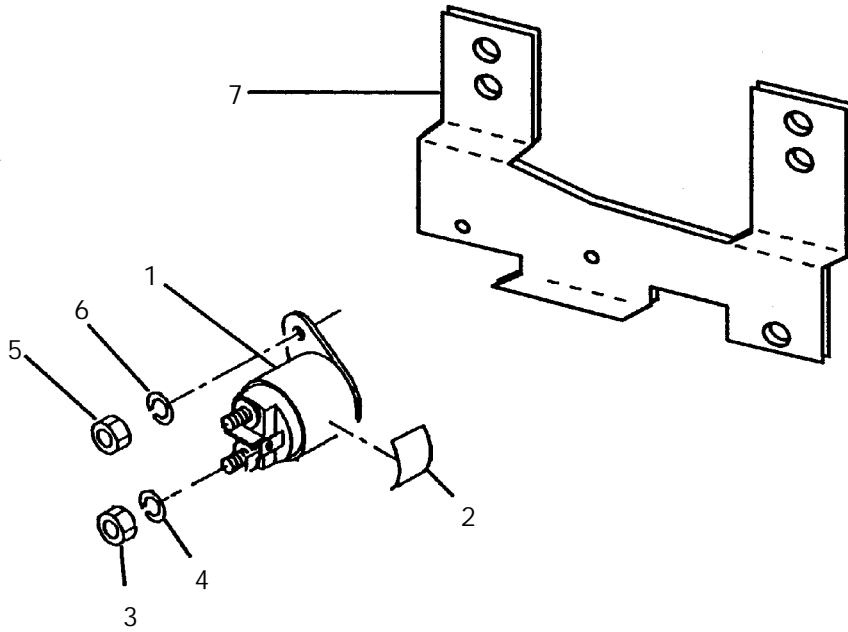


Fig. 8 - Starter Group

Ref.	Tennant Part No.	Robin Part Number	Description	Qty.
1	80069	066-10000-10	Sol, Starter	1
2	369631	073-20044-80	Label Rn	1
3	369624	002-27060-00	Nut Rn	2
4	369627	003-20060-00	Spring Washer Rn	2
5	369623	002-17050-00	Nut Rn	2
6	369626	003-20050-00	Spring Washer Rn	2
7	369650	253-74901-01	Brkt,Switch Rn	1
Ñ 8	80068	227-70530-00	Starter Motor	1
▲ 9	369637	227-70551-08	Yoke Assy Rn	1
▲ 10	369636	227-70546-08	SpringRn	4
▲ 11	369638	227-70556-08	Armature Assy Rn	1
▲ 12	369634	227-70521-08	Pinion Assy Rn	1
▲ 13	369632	227-70502-08	Front Cvr Asy Rn	1
▲ 14	369635	227-70540-08	Brush Rn	2
▲ 15	369633	227-70505-08	Rear Cvr Assy Rn	1
▲ 16	369641	227-70562-08	ClipRn	1
▲ 17	369642	227-70570-08	BoltRn	2
▲ 18	369645	227-70573-08	WasherRn	1
▲ 19	369639	227-70560-08	SpringRn	1
▲ 20	369640	227-70561-08	Bushing Rn	1
▲ 21	369646	227-70574-08	WasherRn	1
▲ 22	369644	227-70572-08	O-RingRn	2
▲ 23	369643	227-70571-08	O-RingRn	2
▲ 24	369648	227-70576-08	WireRn	1
▲ 25	369647	227-70575-08	Screw Rn	2
▲ 26	369649	227-70577-08	BoltRn	2
▲ 27	369622	001/66083-50	BoltRn	2
▲ 28	369625	003-10080-00	WasherRn	2
▲ 29	369628	003-20080-00	WasherRn	2

Fig. 9 - LPG Flywheel Group

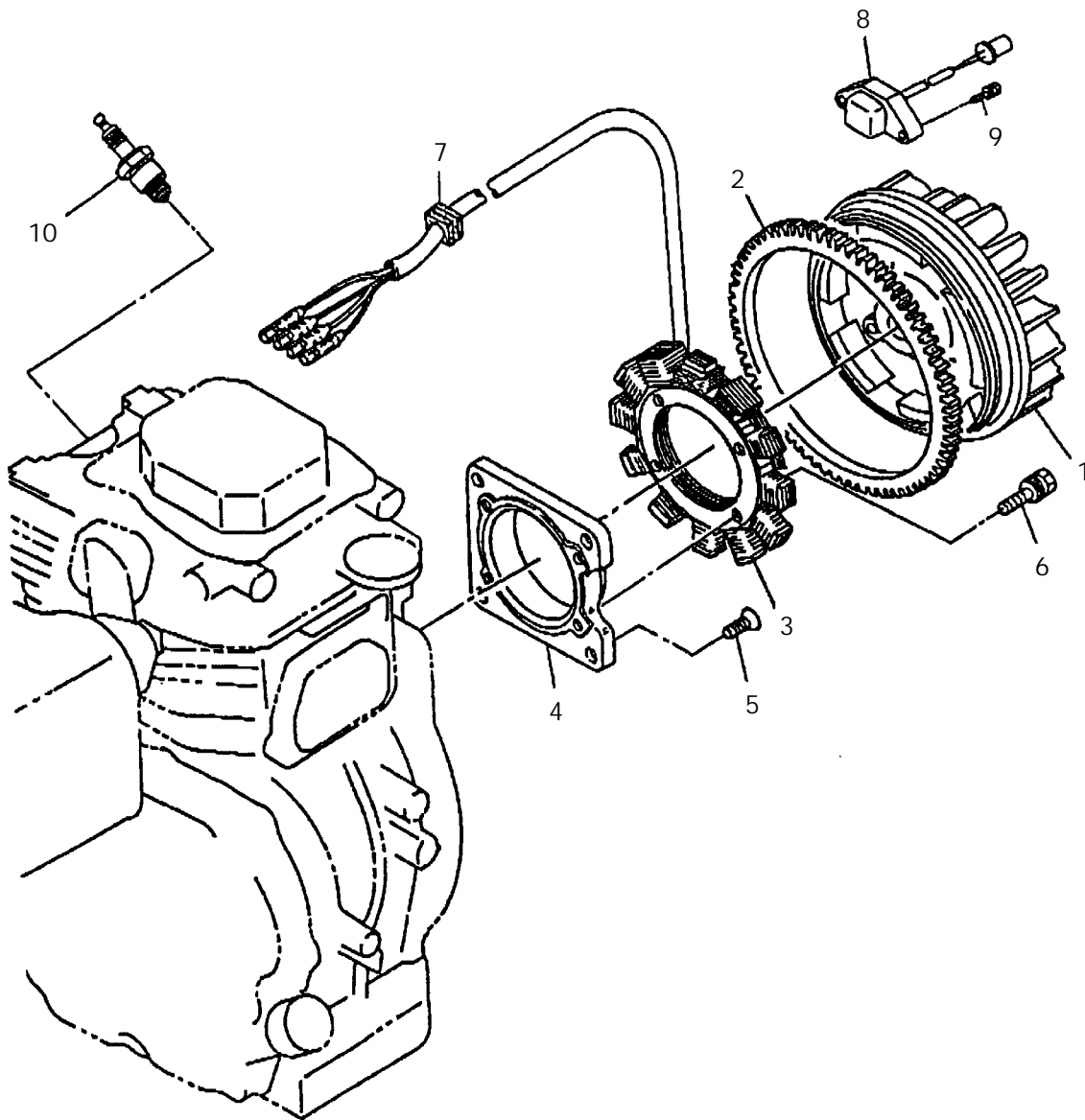


Fig. 9 - LPG Flywheel Group

Ref.	Tennant Part No.	Robin Part Number	Description	Qty.
1	369617	253-79360-01	Flywheel (Lp) Rn	1
2	369608	227-71001-13	Ring Gear Rn	1
3	369611	234-79690-01	Statorcoil(Lp)Rn	1
4	369610	234-79001-03	Magneto BaseRn	1
5	369597	004-11061-20	Scr,Counter Hdrn	4
6	369598	004-35062-50	Screw&WasherRn	4
7	369607	226-75501-03	Grommet (Lp)Rn	1
8	369616	253-79680-01	Pulsercoil(Lp)Rn	1
9	369596	001-14062-50	Bolt & Washer Rn	2
10	369601	065-01406-70	Spark Plug(Lp)Rn	1

Fig. 10 - LPG Electrical Group

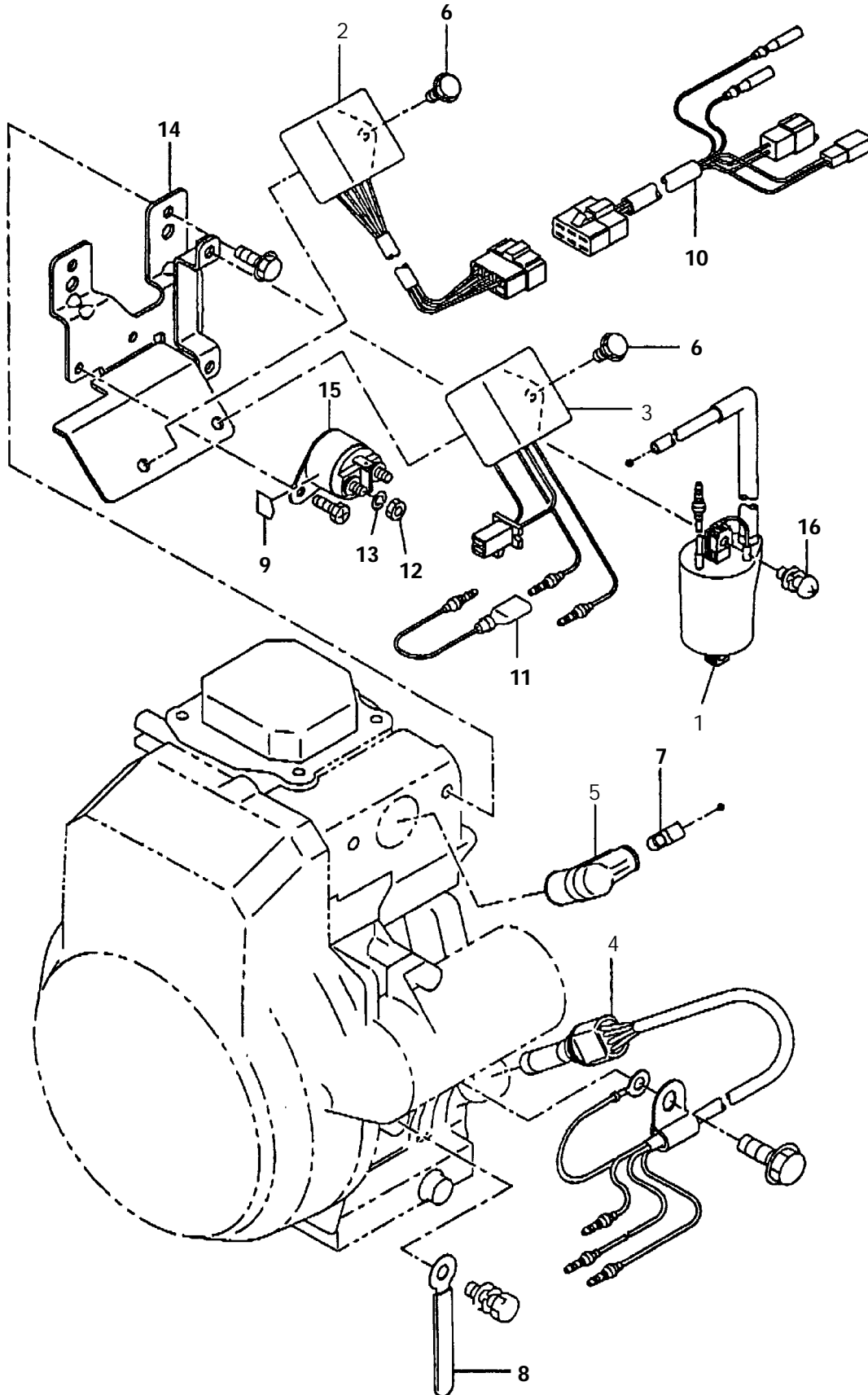


Fig. 10 - LPG Electrical Group

Ref.	Tennant Part No.	Robin Part Number	Description	Qty.
1	369618	253-79450-01	Ign Coil (Lp) Rn	1
2	369619	253-79501-01	Cdi Unit (Lp) Rn	1
3	369620	253-79502-01	Cdi Cntrlr(Lp)Rn	1
4	369621	Ks3-11040-01	Oillevsens(Lp)Rn	1
5	369603	065-50001-40	Spkplugcap(Lp)Rn	1
6	369582	011-00600-30	Flange Bolt	2
7	369656	065-90000-10	Plug Terminal	1
8	369651	056-60001-70	Clamp	1
9	369631	073-20044-80	Label (Battery)	1
10	369652	253-73107-01	Wire 7 CP	1
11	369605	224-73113-01	Wire 13 CP	1
12	369624	002-27060-00	Nut	1
13	369627	003-20060-00	Spring Washer	1
14	369614	253-74920-01	Bracket (CDI) CP	1
15	80069	066-10000-10	Magnetic Switch	1
16	369598	004-35062-50	Screw	1

Fig. 11 - LPG Fuel Group

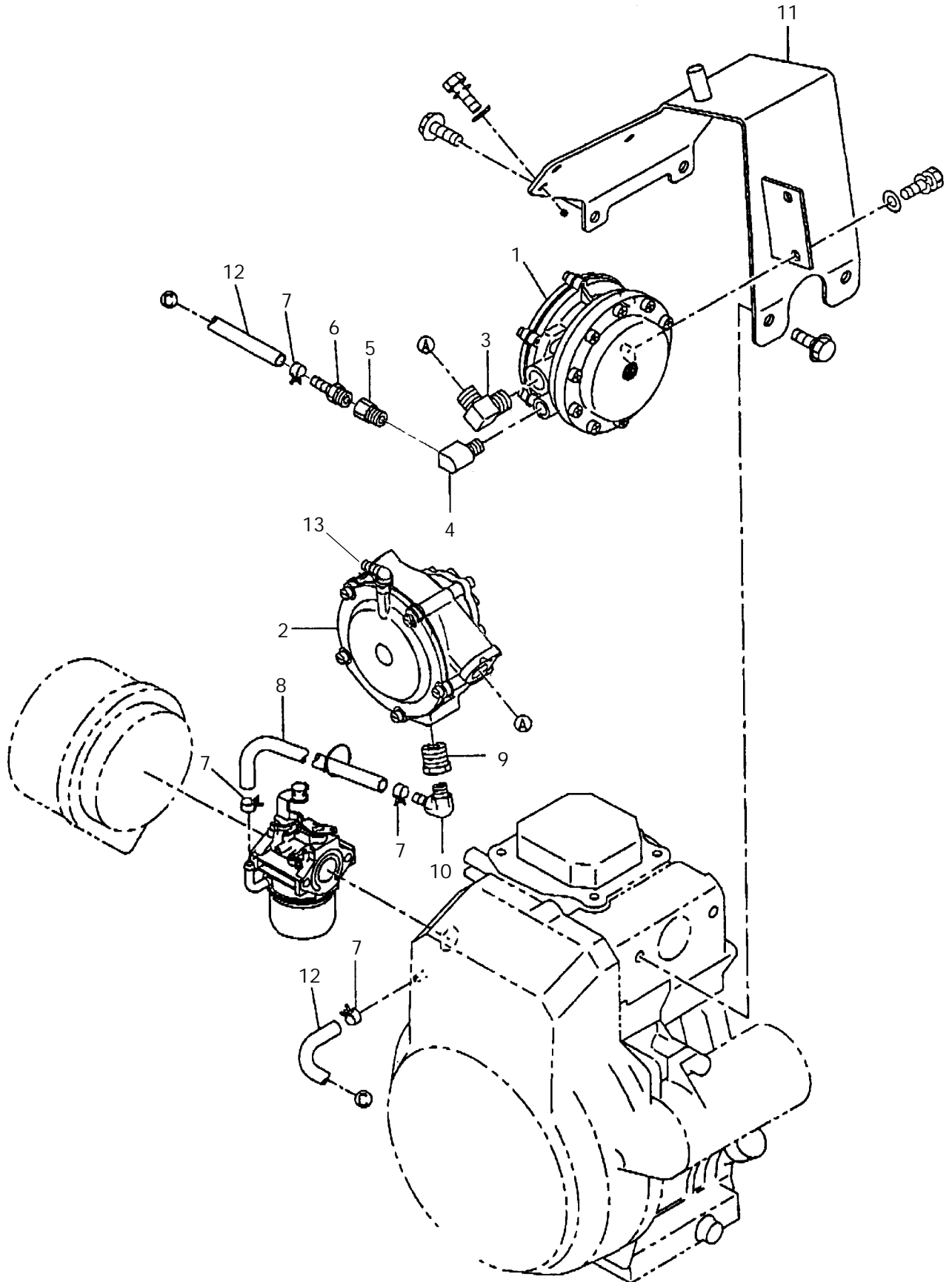


Fig. 11 - LPG Fuel Group

Ref.	Tennant Part No.	Robin Part Number	Description	Qty.
1	378808		Filterlock-Lg Filt	1
2	31927		Regulator W/Vac Lock	1
3	80750	253-69914-A3	Fitting, 1/4 Mpt	1
4	80634	253-69911-A3	Fitting, 1/8 Mpt	1
5	80637	253-69903-A0	Check Valve 1/8Mpt	1
6	80622	253-69919-A3	Fitting 1/4 Hose	1
7	43844	253-69922-A3	Clamp, Hose, Lp	4
8	80755	253-69924-A3	Hose, Int Man Assy	1
9	80666	253-69915-A3	Fitting, 3/8 Mpt	1
10	80753	253-69916-A3	Fitting, 1/4 Hose	1
11	80443		Regulator Wldt, Mount	1
12	80756		Hose	1
13	80648		Fitting, 1/4 Elbow	1

Fig. 12 - LPG Carburetor Group

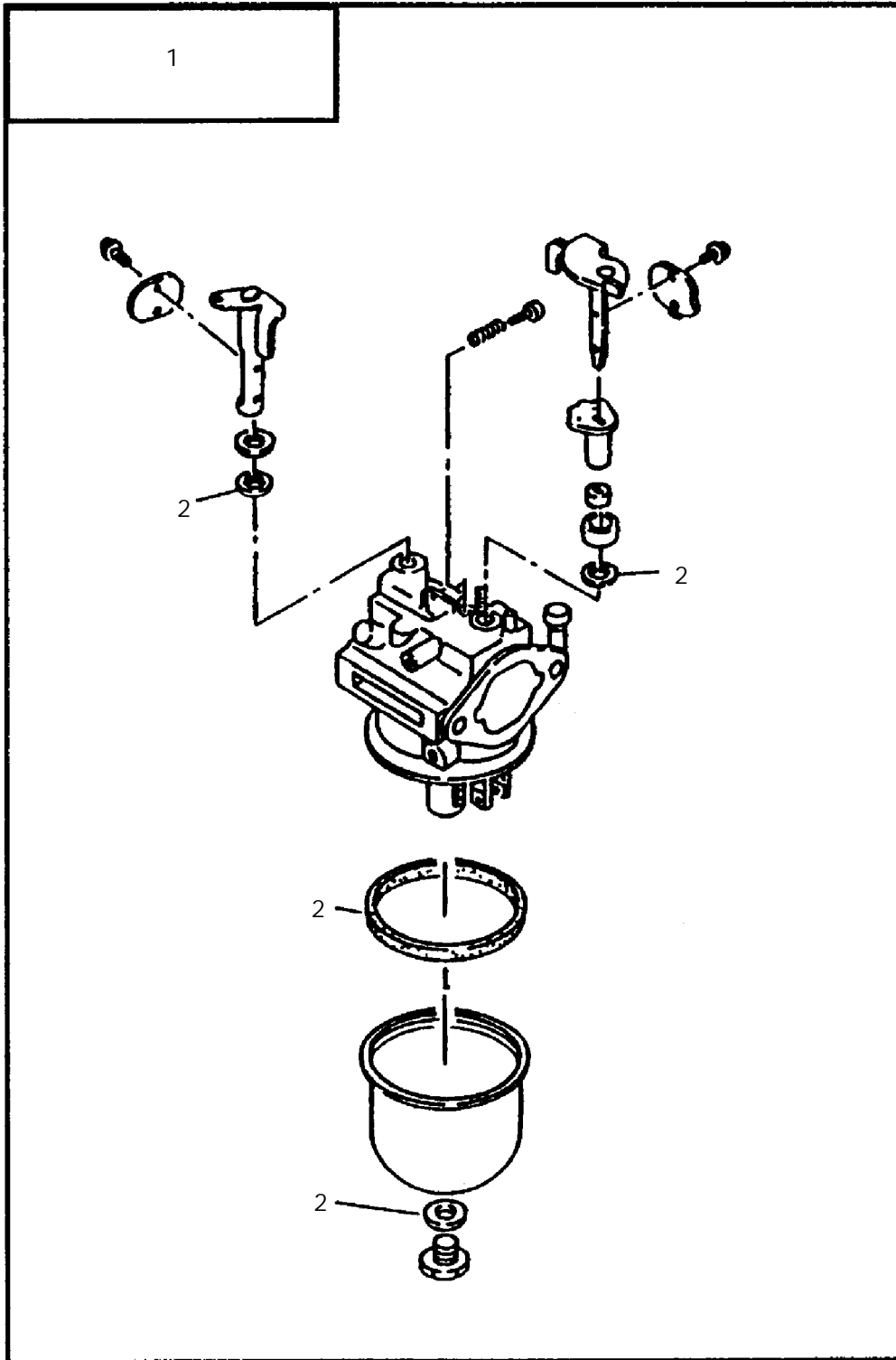


Fig. 12 - LPG Carburetor Group

Ref.	Tennant Part No.	Robin Part Number	Description	Qty.
1	80773		Carburetor, Lp	1
2	80115		Gaskets, Carburetor	1

Fig. 13 - LPG Quick Disconnect Group

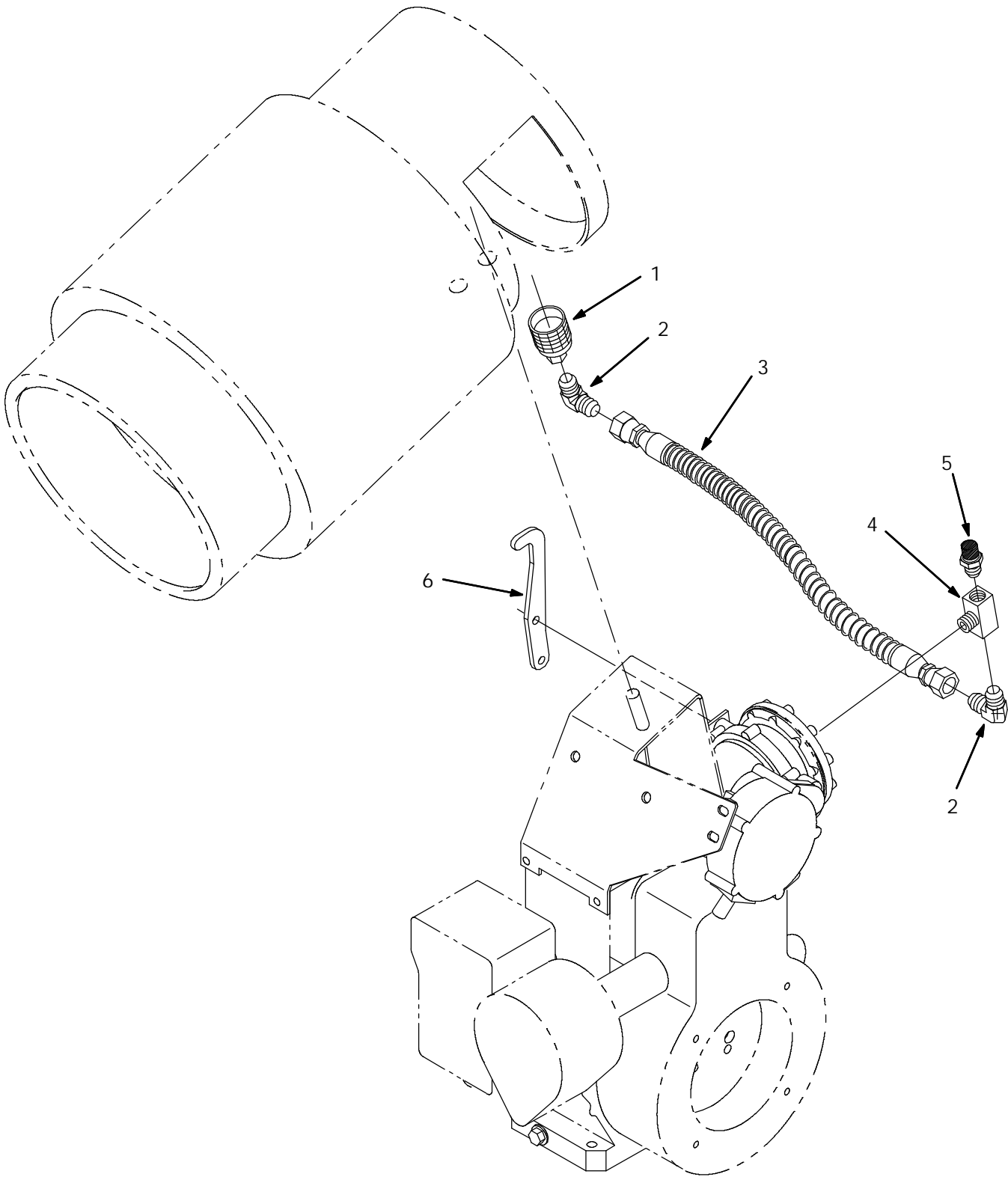


Fig. 13 - LPG Quick Disconnect Group

Ref.	Tennant Part No.	Robin Part Number	Description	Qty.
1	26496		Coupling, Quickdisc, Lpg	1
2	80757		Fitting, 3/8 SAE x 1/4 Mpt	2
3	80759		Hose Assy, LPG	1
4	53268		Ftg, Brass Tee	1
5	24047		Valve, Press Relief LPG Rego	1
6	378771		Catch, LP-Tank	1

SECTION 6

CONTENTS	PAGE
PART NUMBER TO PAGE NUMBER CROSS REFERENCE LIST	6-2
PART DESCRIPTION TO PAGE NUMBER CROSS REFERENCE LIST	6-9

CROSS REFERENCE

PART NUMBER TO PAGE NUMBER CROSS REFERENCE LIST

Part Number	Page Number	Part Number	Page Number
KS3-11022-11	5-15	056-51600-10	5-5
Ks3-11040-01	5-21	056-60001-70	5-21
001-14061-20	5-9	056-60001-90	5-15
001-14062-50	5-15, 5-19	060-02500-10	5-3
001-14063-00	5-9	064-13600-10	5-11
001-39066-00	5-3	064-20084-00	5-11
001/66083-50	5-17	064-80005-00	5-11
002-17050-00	5-17	065-01401-90	5-15
002-18140-00	5-5	065-01406-70	5-19
002-27060-00	5-17, 5-21	065-50000-51	5-15
002-38060-00	5-7	065-50001-40	5-21
003-10080-00	5-17	065-90000-10	5-21
003-13060-00	5-9	066-10000-10	5-17, 5-21
003-15220-00	5-7	06941	2-25, 2-29
003-20050-00	5-17	06942	2-17
003-20060-00	5-17, 5-21	06943	3-24
003-20080-00	5-17	073-20039-00	5-11
003-20140-00	5-5	073-20044-80	5-17, 5-21
004-11061-20	5-15, 5-19	08317	4-3
004-31063-00	5-9	085-10800-00	5-3
004-35062-50	5-15, 5-19, 5-21	08708	3-23, 3-24
005-19041-00	5-7	08709	2-17, 3-15, 3-17
00500-4	2-7, 2-15	08713	3-3
00911	2-9	08793	2-17
00915	2-25, 2-29	09162	2-25, 2-29
00960	2-15	09258	3-13
010-00801-60	5-7	09385	2-15
010-50601-31	5-3	09806	2-40
010-50602-30	5-7	10134	2-35
010-50802-50	5-3	10135	3-28
011-00600-20	5-3	106-32738-08	5-7
011-00600-30	5-11, 5-21	10632-16	2-25, 2-29
011-00601-30	5-7	10752-2	3-25
011-00801-00	5-3	11329	2-9
01104	2-15	11516	2-11, 3-5
013-00600-40	5-3	12273	2-15
014-50500-40	5-11	13294	2-35
014-90800-21	5-7	16934	2-15
015-20500-10	5-7	18276	2-7
017-00800-90	5-7	19979	2-35
01713	2-7, 2-9, 2-21, 2-23	20346	2-25, 2-29
018-00800-10	5-7	20394	2-5, 2-17, 3-11, 3-13, 3-15
018-6060020	5-9	205-41901-03	5-3
02076	2-35	20634	2-19, 3-7
021-11400-20	5-3	207-32690-08	5-7
021-31600-10	5-3	214-73122-01	5-15
023-02501-10	5-5	222267	2-34
023-02501-20	5-5	222290	2-34
023-02501-30	5-5	222403	2-2, 3-3
024-10800-10	5-15	222460	2-9
02942	2-11, 3-5	222692	2-7
031-00600-20	5-3	222842	2-7
032-30300-10	5-5	22297	2-17, 3-15
040-11400-30	5-3	224-73113-01	5-15, 5-21
043-04300-15	5-11	224-77002-01	5-15
044-02500-70	5-3	226-39212-00	5-7
044-02501-60	5-3	226-62617-01	5-11
04400	2-5	226-75501-03	5-19
056-11100-20	5-11	227-32610-07	5-7

CROSS REFERENCE

Part Number	Page Number	Part Number	Page Number
227-35901-03	5-7	253-23401-03	5-5
227-36401-03	5-7	253-23402-03	5-5
227-42201-03	5-9	253-23403-03	5-5
227-43310-01	5-9	253-23501-07	5-5
227-45003-01	5-3	253-23502-07	5-5
227-63601-03	5-3	253-23503-07	5-5
227-70502-08	5-17	253-30101-01	5-7
227-70505-08	5-17	253-31701-01	5-7
227-70521-08	5-17	253-32614-10	5-7
227-70530-00	5-17	253-32901-03	5-7
227-70540-08	5-17	253-33001-01	5-7
227-70546-08	5-17	253-34003-02	5-7
227-70551-08	5-17	253-34201-01	5-7
227-70556-08	5-17	253-35301-01	5-7
227-70560-08	5-17	253-35901-03	5-7
227-70561-08	5-17	253-36101-00	5-7
227-70562-08	5-17	253-42301-11	5-9
227-70570-08	5-17	253-42502-01	5-9
227-70571-08	5-17	253-42701-01	5-9
227-70572-08	5-17	253-42801-03	5-9
227-70573-08	5-17	253-51407-01	5-11
227-70574-08	5-17	253-52702-03	5-11
227-70575-08	5-17	253-60115-01	5-11
227-70576-08	5-17	253-61601-01	5-11
227-70577-08	5-17	253-61602-01	5-11
227-71001-13	5-15, 5-19	253-69903-A0	5-23
227-77002-00	5-15	253-69911-A3	5-23
234-70170-01	5-15	253-69914-A3	5-23
234-79001-03	5-15, 5-19	253-69915-A3	5-23
234-79690-01	5-19	253-69916-A3	5-23
236-35201-03	5-7	253-69919-A3	5-23
236-35903-03	5-7	253-69922-A3	5-23
237-14202-03	5-3	253-69924-A3	5-23
237-33601-03	5-7	253-70130-28	5-15
237-33701-23	5-7	253-71240-18	5-15
237-35001-03	5-7	253-73107-01	5-21
237-36120-13	5-7	253-74901-01	5-17
237-45004-23	5-9	253-74920-01	5-21
23709	2-17, 2-19, 3-7	253-79355-01	5-15
238-23001-03	5-5	253-79360-01	5-19
238-23301-03	5-5	253-79450-01	5-21
238-33401-33	5-7	253-79501-01	5-21
238-33501-03	5-7	253-79502-01	5-21
238-62550-08	5-11	253-79680-01	5-19
239-33301-03	5-7	253-91703-03	5-11
24047	5-27	253-95302-13	5-7
246-35501-03	5-7	253-99001-07	5-3
246-71901-01	5-15	26496	5-27
253-10206-01	5-3	27880	2-9, 2-21
253-11014-01	5-3	29557	3-3
253-13012-01	5-3	30013	2-27, 2-33
253-14301-01	5-3	31927	5-23
253-14401-01	5-3	31988	2-34
253-15001-23	5-3	32483	3-23
253-15501-03	5-3	32490	2-17, 3-24
253-16002-03	5-3	32492	2-17, 3-15, 3-17
253-16005-03	5-3	32984	2-25, 2-29
253-16006-23	5-3	330000	3-29
253-20901-01	5-5	330001	3-29
253-22501-00	5-5	330002	3-29

CROSS REFERENCE

Part Number	Page Number	Part Number	Page Number
330003	3-29	369550	5-7
330004	3-29	369551	5-7
330005	3-29	369552	5-7
33373	2-7	369553	5-7
33671	3-5	369554	5-7
34820	2-34	369555	5-7
360388	2-33	369556	5-7
360930	2-19, 3-7	369557	5-7
363503	3-23	369558	5-7
36376	2-21, 2-23	369559	5-7
369500	5-3	369560	5-7
369501	5-3	369561	5-7
369502	5-3	369562	5-7
369503	5-3	369563	5-7
369504	5-3	369564	5-7
369505	5-3	369565	5-7
369506	5-3	369566	5-7
369507	5-3	369567	5-7
369508	5-3	369568	5-7
369509	5-3	369569	5-7
369510	5-3	369570	5-9
369511	5-3	369571	5-9
369512	5-3	369572	5-9
369513	5-3	369573	5-9
369514	5-3	369574	5-9
369515	5-3	369575	5-9
369516	5-3	369576	5-9
369517	5-3	369577	5-9
369518	5-3	369578	5-9
369519	5-3	369579	5-9
369520	5-3	369580	5-9
369521	5-3	369581	5-9
369522	5-3	369582	5-11, 5-21
369523	5-5	369583	5-11
369524	5-5	369584	5-11
369525	5-5	369585	5-11
369526	5-5	369586	5-11
369527	5-5	369587	5-11
369528	5-5	369588	5-11
369529	5-5	369589	5-11
369530	5-5	369590	5-11
369531	5-5	369591	5-11
369532	5-5	369592	5-11
369533	5-5	369593	5-11
369534	5-5	369594	5-11
369535	5-5	369595	5-11
369536	5-5	369596	5-15, 5-19
369537	5-5	369597	5-15, 5-19
369538	5-5	369598	5-15, 5-19, 5-21
369539	5-5	369599	5-15
369540	5-7	369600	5-15
369541	5-7	369601	5-19
369542	5-7	369602	5-15
369543	5-7	369603	5-21
369544	5-7	369604	5-15
369545	5-7	369605	5-15, 5-21
369546	5-7	369606	5-15
369547	5-7	369607	5-19
369548	5-7	369608	5-15, 5-19
369549	5-7	369610	5-15, 5-19

CROSS REFERENCE

Part Number	Page Number	Part Number	Page Number
369611	5-19	373147	2-17
369613	5-15	373148	3-11
369614	5-21	373152	3-13
369615	5-15	378765	3-27
369616	5-19	378768	3-27
369617	5-19	378769	2-25, 2-29
369618	5-21	378770	2-5
369619	5-21	378771	5-27
369620	5-21	378776	2-7
369621	5-21	378802	2-3
369622	5-17	378803	3-21
369623	5-17	378804	2-3
369624	5-17, 5-21	378805	2-9
369625	5-17	378806	2-5
369626	5-17	378807	2-5
369627	5-17, 5-21	378808	5-23
369628	5-17	378809	2-5
369631	5-17, 5-21	378810	2-5
369632	5-17	378811	2-2, 2-5
369633	5-17	378812	2-2, 2-5
369634	5-17	379007	3-24
369635	5-17	379202	2-9
369636	5-17	379203	2-15
369637	5-17	379204	3-17
369638	5-17	379206	3-5
369639	5-17	379207	2-11
369640	5-17	379210	2-21
369641	5-17	379211	2-21
369642	5-17	379212	2-11
369643	5-17	379213	3-5
369644	5-17	379214	2-2, 2-5
369645	5-17	379215	2-11
369646	5-17	379216	2-11
369647	5-17	379218	2-19, 3-7
369648	5-17	379219	3-23
369649	5-17	379220	3-23
369650	5-17	379221	3-23
369651	5-21	379226	2-17
369652	5-21	379227	2-17
369656	5-21	379229	3-21
373105	2-7	39277	3-17
373106	3-19	40678	2-25, 2-29
373110	2-29	41139	2-7
373113	2-17, 3-15	41141	3-24
373115	2-17, 3-15	41178	2-5, 2-25, 2-29, 3-13
373116	2-17, 3-15	43844	5-23
373118	2-17, 3-15	44847	2-21
373119	3-15	44893	2-19, 3-7
373121	3-15	45962	3-5
373123	2-17, 3-15	46307	3-24
373124	3-11, 3-13	46820	2-15
373125	3-11, 3-13	47178-6	3-21
373126	3-11, 3-13	49162	2-27, 2-33
373129	3-11, 3-13	49266	2-21
373137	3-17	53268	5-27
373139	2-25, 2-29	53400-1	2-31
373140	2-9	53400-4	2-31
373141	2-5	54121	2-19, 3-7
373142	2-2, 2-13, 3-21	54615	2-27, 2-33
373145	3-11, 3-13	55130	2-19, 3-7

CROSS REFERENCE

Part Number	Page Number	Part Number	Page Number
57751	2-34	80092	5-3
57769	2-35	80093	5-3
57803	2-34	80094	5-13
57804	2-19, 2-27, 2-33, 3-7	80096	2-2, 2-17, 3-11, 3-13, 3-15
65580	3-17	80098	5-3
72968	2-5	80099	2-2, 5-15
72970	2-2, 2-13	80100	5-15
75575	2-25, 2-29	80102	2-5
763066	2-5	80103	3-9, 3-13
76570	2-17, 3-15	80104	2-15
76782	2-11	80105	2-5
78572	3-21	80106	2-5, 3-19
80010	2-11	80107	2-19, 3-7
80011	2-17	80110	2-7
80014	2-5	80111	2-25, 2-29
80016	2-11	80113	2-7, 3-19
80017	2-17	80114	5-13
80021	2-17	80115	5-13, 5-25
80026	2-5	80116	2-2, 2-25, 2-29
80027	2-31	80118	2-33
80028	2-5	80119	2-33
80029	2-15	80126	2-2, 2-11, 3-5
80032	2-31	80127	2-11, 3-5
80033	2-19, 3-7	80137	2-15
80034	2-25	80140	2-13, 3-21
80035	2-25, 2-29	80141	2-2, 2-13
80037	2-5	80148	2-7
80041	2-25, 2-29	80149	3-29
80042	2-3, 3-5	80151	2-2, 2-25, 2-29
80045	2-11	80155	2-11
80047	2-9	80158	2-7
80048	2-9	80159	2-9
80050	3-7, 3-11	80160	2-9
80052	2-17	80161	3-21
80053	2-9	80173	2-34, 5-15
80055	2-25, 2-29	80180	2-5
80058	2-3	80181	2-34
80061	2-5	80182	2-5
80063	3-5	80184	2-23
80064	2-17	80186	2-2, 2-5
80068	5-17	80188	2-2, 2-19, 3-7
80069	5-17, 5-21	80189	2-33
80070	5-3	80190	2-21
80071	2-2, 5-7	80192	2-23
80072	2-27, 2-33, 5-15	80193	2-27
80073	2-25, 2-29	80199	2-39
80074	5-11	80211	3-21
80075	2-9	80216	3-21
80076	5-11	80218	2-17
80078	5-15	80220	3-21
80079	2-9, 2-25, 2-29	80230	3-21
80080	5-15	80239	3-7
80081	2-13	80249	3-3
80082	5-7	80252	3-21
80083	5-7	80260	2-2, 2-15
80084	5-7	80266	2-13
80088	2-15	80267	3-5
80089	5-3	80269	2-2
80090	5-7	80270	3-11, 3-13
80091	5-3	80276	3-21

CROSS REFERENCE

Part Number	Page Number	Part Number	Page Number
80277	2-34	80436	2-19, 3-7
80288	2-5, 3-9, 3-13	80437	2-19, 3-7
80289	3-3	80443	5-23
80294	3-21	80445	2-5
80296	2-19, 3-7	80448	2-5
80299	3-11, 3-13, 3-17, 3-19	80459	2-5
80300	3-3, 3-21	80464	2-2, 3-11, 3-13
80301	3-9	80465	2-7
80302	2-21	80471	2-7, 4-3
80306	3-21	80472	4-3
80312	2-25, 2-29	80473	4-3
80313	2-25, 2-29	80474	4-3
80314	2-15	80475	4-3
80315	2-2, 2-13	80476	2-7, 4-3
80317	3-5	80480	2-21, 2-23
80318	2-11	80481	2-2, 2-9
80319	2-25, 2-29	80483	2-11
80320	2-15	80484	2-11
80321	2-11, 3-5	80485	5-7
80329	2-19, 3-7	80490	5-7
80331	2-34	80491	2-9
80332	2-5	80492	2-9
80333	2-5	80495	2-5
80347	2-40	80496	2-23
80351	2-3	80498	2-7
80352	4-3	80499	4-3
80353	4-3	80588	2-25, 2-29
80354	3-11, 3-13, 3-19	80589	2-23
80355	2-3	80622	5-23
80356	2-25, 2-29	80634	5-23
80364	2-27, 2-33	80637	5-23
80365	2-21	80648	5-23
80366	2-17	80666	5-23
80368	2-17	80750	5-23
80371	2-9	80753	5-23
80372	2-21	80755	5-23
80373	2-2, 2-17	80756	5-23
80379	2-9	80757	5-27
80384	2-9	80759	5-27
80387	2-9	80773	5-25
80392	2-2, 2-17, 3-11, 3-13, 3-15	80836	2-9
80395	2-9	80837	2-27, 2-33
80405	2-25, 2-29	80921	2-27, 2-33
80406	2-25, 2-29	80922	2-7
80407	2-25, 2-29	80923	2-27, 2-33
80408	2-25, 2-29	80924	2-27, 2-33
80409	2-25, 2-29	80927	2-23
80411	2-21	80937	2-9
80412	2-21	80939	2-2, 2-15
80414	2-21	80945	2-5
80415	2-7	80950	2-21, 2-23
80417	4-3	80951	2-40
80422	2-5	80956	2-9
80424	2-9	80958	2-13
80425	2-7, 2-21, 2-23	80959	2-25, 2-29
80428	2-23	80960	3-3
80429	2-7, 2-21	80961	3-3
80430	2-5	80962	2-7
80432	2-2, 3-9, 3-13	80965	2-25, 2-29
80433	3-9, 3-13	80971	2-17

CROSS REFERENCE

Part Number	Page Number
80972	3-26
80974	2-11
80975	2-5
80979	2-21, 2-23
82733	2-27, 2-33
83285	2-17, 3-15, 3-17
83286	3-17
83287	3-17
83289	3-17
86421	2-35
87299	2-15
87515	2-19, 3-7
87546	2-27, 2-33

PART DESCRIPTION TO PAGE NUMBER CROSS REFERENCE LIST

A

Adaptor, Wheel, 3-21
 Adj Screw Rn, 5-7
 Air Clnr Assy Rn, 5-7
 Angle, Lip, 2-2, 2-13
 Arm, Brush, Idler Side, 2-9
 Arm, Brush, 2-9
 Arm, Clutch Pivot, 2-25, 2-29
 Armature Assy Rn, 5-17

B

Bag, Power, 3-17
 Bag, Vacuum, Disposable 10Pk, 2-2, 3-9, 3-13
 Ball BearingRn, 5-3
 Balljoint,, 2-7
 Bar, Clutch, 2-25, 2-29
 Bar, Flat, 2-19
 Bar, Shaker Motor, 3-7
 Bar, Shaker, Motor, 2-19
 Bar, Transition Mtg, 2-15
 Bar-Flt .06T 3.90W 10.00L Rbr, 3-7
 Battery, 12V, Cc Amps:260 Dry, 3-28
 Battery, 12V, Cc Amps:260 Wet, 2-35
 Battery, 3-5
 Bearing, Axle, 4-3
 Bearing, Snap-In, .250 Bore, 2-27, 2-33
 Belt, Flat .75Wide X 33.5 Circ, 2-25
 Belt, Flat .75Wide X 33.5, 2-29
 Belt, Flat, 2-2
 Belt, V, 2-2
 Block, Bearing 0.625Dia, 2-9
 Blower HsgRn, 5-11
 Bolt & Washer Rn, 5-3, 5-9, 5-15, 5-19
 Bolt, Bent, M6, 2-7, 2-21, 2-23
 Bolt, Lug,, 3-21
 BoltRn, 5-7, 5-9, 5-17
 Boot, 90Deg .50D .57X .84, 2-35
 Boot, Terminal, 3-5
 Boot,Circuit Breaker, 2-34
 Bracket (CDI) CP, 5-21
 Bracket Wldt, Lift, 2-11

Bracket Wldt, Lpg, 2-31
 Bracket, Cable, Clutch, 2-25, 2-29
 Bracket, Cable, 2-11
 Bracket, Clutch Pivot, 2-25, 2-29
 Bracket, Handle Stop, 2-5
 Bracket, Handle, Stop, 3-19
 Bracket, Hopper Assist, 3-3
 Bracket, Lp Hood, 2-33
 Bracket, Mounting,Dampener,Gas, 2-25, 2-29
 Bracket, Pivot Lh, 2-17
 Bracket, Pivot Rh, 2-17
 Bracket, Pivot, 2-17
 Bracket, Prop Rod, 2-27, 2-33
 Bracket, Retainer, 2-19, 3-7
 Bracket, Return Spring, 4-3
 Bracket, Sealing, Rh, 2-17
 Bracket, Shaker, 2-19, 3-7
 Bracket, Support, 2-13
 Bracket, Tank, Lp, 2-31
 Brake, Belt, 2-25, 2-29
 Breaker-Circuit, 15A Resetable, 2-34
 Breather Coverrn, 5-3
 Brkt,Switch Rn, 5-17
 Brush & Spring Assy, 2-2, 3-5
 Brush Cap Se, 2-11
 Brush Rn, 5-17
 Brush, Carpet, 2-3
 Brush, Side STFP, 2-3
 Brush, Side, 2-3
 Brush, Sweep, 24Lg Poly, 2-3
 Brush, Sweep, P&W 6080, 2-3
 Brush, Sweep, Sandwedge 6080, 2-3
 Brush&Spring Assy Se, 2-11
 Bushing Rn, 5-17
 Bushing, Flanged, 2-21, 2-23
 Button, Plug, 3-21
 Button, Wear, 3-3

C

Cable Assy, Main Brush, 2-21
 Cable Assy-Batt,Pos, 20.0,, 2-35

CROSS REFERENCE

Cable, Choke, 45.5 L, 2-25, 2-29
Cable, Shift, Push Pull, 2-7
Calbe, Pull Cl, 2-23
CamshaftRn, 5-7
Cap, Brush, 3-5
Cap, Fuel Tank, 5-11
Carb Assy, 5-13
Carburetor Repmt Kit, 5-13
Carburetor, Lp, 5-25
Caster, 5.0 Dia Wheel, 3-21
Caster, 5.0D X 1.37 Wheel, 2-5
Catch, Draw Pull, 2-17, 2-19
Catch, Draw Pull, 3-7
Catch, LP-Tank, 5-27
Cdi Cntrlr(Lp)Rn, 5-21
Cdi Unit (Lp) Rn, 5-21
Chain, Link, 3-24
Chain, Static, Brass, 2-7
Chamber, Vacuum, 3-11, 3-13
Check Valve 1/8Mpt, 5-23
Clamp Rn, 5-15
Clamp, Cable, 2-15, 2-25, 2-29
Clamp, Hose, Lp, 5-23
Clamp, Wormdrive, 2-17, 3-15
Clamp, 5-21
Clip, Latch, 2-17
Clip, 2-5
ClipRn, 5-5, 5-9, 5-17
Coil, Ignition, 5-15
Coil, Strator, 5-15
Conn Rod Assy Rn, 5-5
Conn Rod Bolt Rn, 5-5
Control Screw Rn, 5-9
Conv Kit. Panel Filter To Bag, 3-9
Coupling, Hose, Elbow, 2-17, 3-15
Coupling, Quickdisc, Lpg, 5-27
Coupling, Vac Wand, 3-17
Coupling, Vac-Wand, 3-11, 3-13, 3-17, 3-19
Cover, Hole, 3-11, 3-13
Crankcase Rn, 5-3
CrankshaftRn, 5-5
Cuff, Flex, 3-11, 3-13

Cuff, Hose, 2-17, 3-15, 3-17
Cylinder Head Rn, 5-3

D

Dampener, Push, 15Lbs, 2-25, 2-29
Diode, Elec, Plug, 2-34
Dip Stick, 5-3
Dowel Pin Rn, 5-3
Dual Side Brushes 12V 6080, 3-5

E

Element, Air Cleaner, 2-2, 5-7
Engine, Robin, Gas, 2-25
Engine, Robin, Lp, 2-29
Exhaust Valve Rn, 5-7

F

Filter Pkg, Panel, 94 Pleats, 2-2, 2-19, 3-7
Filterlock-Lg Filt, 5-23
Fitting 1/4 Hose, 5-23
Fitting, 1/4 Elbow, 5-23
Fitting, 1/4 Hose, 5-23
Fitting, 1/4 Mpt, 5-23
Fitting, 1/8 Mpt, 5-23
Fitting, 3/8 Mpt, 5-23
Fitting, 3/8 SAEx1/4 Mpt, 5-27
Fitting, Relief 1/8, 2-7, 4-3
Flange Bolt Rn, 5-3, 5-7, 5-11
Flange Bolt, 5-21
Flange NutRn, 5-7
Flywheel (Gas)Rn, 5-15
Flywheel (Lp) Rn, 5-19
Frame, Main, 2-5
Front Cvr Asy Rn, 5-17
Ftg, Brass Tee, 5-27
Fuel Filter Rn, 5-11
Fuel GaugeRn, 5-11
Fuel Pipe Rn, 5-11
Fuel Strainer Kit, 5-11
Fuel Tank Rn, 5-11

G

Gasket (Brg)Rn, 5-3
 Gasket SetRn, 5-3
 Gasket, Carburetor, 5-13
 Gasket, Cuff, 2-2, 2-17, 3-11, 3-13, 3-15
 Gasket, Fire Switch, 2-27, 2-33
 Gasket, Int, 5-7
 Gasket, Mounting Engine, 2-25, 2-29
 Gasket, Muffler, 5-7
 Gasket, Rk, Cover, 5-3
 Gasket, Vac Fan, 2-2, 2-15
 Gasket,Breath Rn, 5-3
 GasketRn, 5-3, 5-7
 Gaskets, Carburetor, 5-25
 Gov SleeveRn, 5-3
 Governor Gear Rn, 5-3
 Governor Leverrn, 5-9
 Governor RodRn, 5-9
 Governor Shafrn, 5-9
 Governor Sprngrn, 5-9
 Grip, Vinyl .18X .75X 5.00, 2-21, 2-23
 Grip, Vinyl .18X.75.2.00, 2-21
 Grommet (Gas) Rn, 5-15
 Grommet (Lp)Rn, 5-19
 Grommet Rn, 5-7
 Grommet, Rubber, 2-19
 Grommet,Rbr,0.31ld,For .06Matl, 2-25, 2-29
 Grommet,Rbr,0.50ld,For .25Matl, 3-7
 Guard, Belt, 2-7
 Guard, Wheel , Right, 3-21
 Guard, Wheel, Left, 3-21
 Guard, 2-5

H

Handle, Hopper Assist, 3-3
 Handle, Lift, Main Brush, 2-21
 Handle, Lift, Side Brush, 2-21
 Handle, Main Lh, 2-5
 Handle, Main Rh, 2-5
 Handle, Shift, 2-23
 Handle, Steering, 2-5
 Harness, Wire, Main Gas/Lp, 2-39

Head CoverRn, 5-11
 Head Gasket, 5-3
 Hinge, Cover, 6080, 3-23
 Hood, G W/Labels, 2-27
 Hood, Lp W/Labels, 2-33
 Hopper Dump Assist Kit, 3-3
 Hopper, Wide Track, 3-21
 Hopper, 2-13
 Hose Assy, LPG, 5-27
 Hose ClampRn, 5-11
 Hose, Flex, 2-2, 2-17, 3-11, 3-13, 3-15, 3-17
 Hose, Int Man Assy, 5-23
 Hose, 5-23
 Hourmeter, Electronic, 2-34
 Housing, Brush, Side, 2-11
 Housing, Vacuum Hi Flow, 2-17, 3-15
 Hub, Wheel, 2-7
 Hubcap, 2-7

I

Ign Coil (Lp) Rn, 5-21
 Impeller, 9.06 Dia X 0.375B, 2-15
 Insulator Rn, 5-7
 Intake Pipe Rn, 5-7
 Intake ValveRn, 5-7

K

Key Set Rn, 2-34
 Key Square 0.12 0.12 00.50 Lg, 2-15
 Key Square 0.18 0.18 00.75 Lg, 2-9
 Key Square 0.18 0.18 01.38 Lg, 2-25, 2-29
 Key, Shifter Te, 4-3
 Key-Wdruff 0.12 0.50 Asa#0404, 2-7, 2-15
 Kit, Chain, Static, Steel, 3-24
 Kit, Hi-Flow To Std, Bag, 3-13
 Kit, High Air Flow To Std, Pan, 3-11
 Kit, High Vac System Airflow, 3-15
 Kit, Hinge Repair, 3-23
 Kit, Repair, Adj Handle, 2-5
 Kit, Replmt Vacuum Chamber, 3-11, 3-13
 Kit, Replmt, Door, Filter, 2-17
 Kit, Replmt, Main Br Belt 6080, 2-2

CROSS REFERENCE

Kit, Side Skirt, Rh, 2-2, 2-5
Kit, Skirt, Lh, 2-5
Kit, Skirt, Rh, 2-5
Kit, Skirt, Side, Lh, 2-2, 2-5
Kit, Transaxle Assy (see breakdowns), 2-7
Kit, Transaxle Assy, 4-3
Kit, Transaxle Repair, 4-3
Kit, Vac Wand F/Hi Air Flow, 3-17
Kit, Vacuum Wand, Extend 6080, 3-19
Kit, Wheels, Wide Track 6080, 3-21
Knob,#10-32,0.81Dia,Plastic, 2-5

L

Label (Battery), 5-21
Label Rn, 5-7, 5-17
Label Set, Info & Hzd 6080, 2-40
Label Set, Oper 6080 G/Lp, 2-40
Label, Tennant Logo, 2-40
Label,Air Clnrrn, 5-7
Label,Trademrkrn, 5-11
Label,Warning Rn, 5-11
Latch Assy, Lpg Tank Mtg,W/Nut, 2-31
Latch, Swell, 2-33
Lever, Clutch, Wldt, 2-5
Lever, Shift, 4-3
Light, Indctr/Red 12V .1A Jmco, 2-34
Light, Oil, 2-34, 5-15
Limiter, Travel, Brush, 3-27
Link Wldt, Brush Lift, 2-9

M

Magnetic Switch, 5-21
Magneto BaseRn, 5-15, 5-19
Main Brg Coverrn, 5-3
Main Brush Downpressure Kit, 3-27
Manual Opmt 6080G Es, 3-29
Manual Opmt 6080G Fr, 3-29
Manual pkg 6080G Jp, 3-29
Manual Pkg 6080G, 3-29
Manual Service 6080 G, 3-29
Manual-Fiche 6080G En, 3-29
Motor, Brush, Side Lh 12V, 3-5

Motor, Ele, Shaker, 2-19
Motor, Side Brush 12V Rh, 2-11
Motor,Elec Shaker 12V, 3-7
Muffler, 5-7

N

Nozzle, Vac Wand, 3-17
Nozzle, Wand 1.8, 3-11, 3-13
Nut Rn, 5-5, 5-7, 5-17
Nut, Adjustable, Lpg Tank Mtg, 2-31
Nut, Air Clnr Rn, 5-7
Nut, Hex, Lock, M06, 3-23, 3-24
Nut, Hex, Lock, M08-1.25,NI, 2-17
Nut, Hex, Lock, M08-1.25, 3-15, 3-17
Nut,Casing, 2-25, 2-29
Nut,Hx Jam M16X2.0 Din 439, 2-5
Nut-Hx Std 10-32 G2 Pltd, 2-23
Nut-Hx Std 10-32 G2 Pltd, 2-7, 2-21
Nut-Hx Std 10-32 G2 Pltd, 2-9
Nut-Hxflexloc .31-24 Thin Pltd, 2-15
Nut-Hxlocnyln M 8X1.25 Reg Ss, 3-3
Nut, 5-21
NutRn, 5-9

O

O-RingRn, 5-17
Oil SealRn, 5-3
Oillevsens(Lp)Rn, 5-21

P

Panel Filter Kit 12V, 3-7
Pin, Hair Cotter, 3-5
Pin, Handle Adjustment, 2-5
Pin, Main Brush, 2-9
Pin, Main, 2-2
Pin, Tapped, 2-17
Pin,Clevic,0.19 Dia.X 0.75 Lg, 2-11
Pin,Clevis, .19 Dia.X .50 Lg, 2-21, 2-23
Pin,Clevis,0.37 Dia.X 1.25 Lg, 3-3
Pin,Dowel,0.2502Dia.X 1.50 Lg, 2-7
Pin,Hair Cotter .12Wire 2.37Sl, 2-11
Pin,Roll,.25Odx1.75L,.250/.256, 2-11

Pin, 3-5
 Pinion Assy Rn, 5-17
 Pipe, Exhaust, 5-7
 Piston RinRn, 5-5
 Piston,+.25Mm Rn, 5-5
 Piston,+.50Mm Rn, 5-5
 Piston,StdRn, 5-5
 Pivot, Bushing, 2-11
 Pivot, Hinge, Eng Cover, Left, 2-27, 2-33
 Pivot, Hinge,Eng Cover Right, 2-27, 2-33
 Plate Wldt, Backstop, 2-7
 Plate Wldt, Floor, Ic, 2-25, 2-29
 Plate, Access, Lh, 2-23
 Plate, Access, Rh, 2-21
 Plate, Backing, Vac Fan, 2-15
 Plate, Backstop, 3-21
 Plate, Breather, 5-3
 Plate, Cable, Clutch, 2-25, 2-29
 Plate, Cable, Mount, 3-19
 Plate, Firewall, 2-13
 Plate, Hub-Cap, 3-21
 Plate, Mounting Rh, 2-21
 Plate, Pivot, Lh, 2-23
 Plate, Pivot, 2-9
 Plate, Retainer, 2-5
 Plate, Side Skirt, Ph, 2-5
 Plate, Skirt, Retainer, 2-2, 2-5
 Plate, Support, Cable, 2-7
 Plate, Support, Cross Shaft, 2-9
 Plate, Vac Fan, Prop Rod, 2-15
 Plate, Wear, 3-21
 Plate, 2-17
 Plug Button, 3-9, 3-13
 Plug Terminal, 5-21
 Plug, Brush Drive, 2-9
 Plug, Brush, 2-9
 Plug, Hole .297, 2-5
 Plug, Hole .812, 2-5
 Plug, Switch, 2-34
 Plugbtn 2.00H .04-.19 Chromstl, 3-21
 PlugRn, 5-3
 Pulley, Drive, 2-25, 2-29

Pulley, Idler, 2-9, 2-25, 2-29
 Pulsarcoil(Lp)Rn, 5-19
 Push RodRn, 5-7

R

Rear Cvr Assy Rn, 5-17
 Regulator W/Vac Lock, 5-23
 Regulator Wldt, Mount, 5-23
 Relay, 12V, 2-19
 Relay-Electrical, 12 V.D.C., 2-27, 2-33, 3-7
 Release Lever Rn, 5-7
 Replacement Kit, Sidebrush Cable, 2-21
 Replm Kit, Main Br Belt 6080G, 2-25, 2-29
 Replmt Kit, Skirts & Seals6080, 2-2
 Retainer, .25Od, 2-5
 Retainer, Lip, 3-21
 Ring Gear Rn, 5-15, 5-19
 Ring Set,StdRn, 5-5
 Ring, Retain,Ex,0.62Od,Heavydt, 2-7
 Ring, Retaining, Ex, 2-9
 Ring, Wear, 2-9
 Ringset,+.25Mmrn, 5-5
 Ringset,+.50Mmrn, 5-5
 Rivet, Plastic .250X.898, 2-5
 Rivet, Plstc, 2-2, 2-5, 2-13
 Rivet, Pop .196Dx.76X38Dhd, 2-17
 Rocker Arm Asyrn, 5-7
 Rocker CoverRn, 5-3
 Rocker ShaftRn, 5-7
 Rod SpringRn, 5-9
 Rod, Hinge Pin, Nylon, 2-27, 2-33
 Rod, Seat, 2-27, 2-33
 Rubber Pipe Rn, 5-3, 5-11

S

Scr Set, 3-7
 Scr,Counter Hdrn, 5-15, 5-19
 Scr-Hexssm 6X1.0 16 Nylonloc, 2-9
 Scr-Hexssm 8X1.25 20 NyInloc, 2-15
 Scr-Set .31-18X0.38 Nylon Loc, 2-15
 Scr-Set M 6X1.0 8 Nylonloc, 2-25, 2-29
 Screen, Vacuum Bag, 3-9, 3-13

CROSS REFERENCE

Screen, Vacuum Inlet, 2-17
Screw Rn, 5-9, 5-11, 5-17
Screw, 250-20 Spl, 3-26
Screw, Hex M06, 2-17
Screw, Hex, #10 X 0.62, Fmg Ab, 2-5, 2-17
Screw, Hex, #10, 3-11, 3-13, 3-15
Screw, Hex, M06-1.0 X 10, 8.8, 2-25, 2-29
Screw, Hex, M06-1.0 X 20, 8.8, 3-24
Screw, Hex, M08-1.25 X 25, 8.8, 3-17
Screw, Hex, M08-1.25 X 30, 8.8, 2-17, 3-15
Screw, Pan, M06-1.0 X 12, Ss, 3-23
Screw, Pan, M06-1.0 X 40, 4.8, 3-13
Screw, Pnfmfg 6X.50 Type Ab, 2-34
Screw, Set, #10, 2-19
Screw&WasherRn, 5-15, 5-19
Screw-Flat 8X1.25 25Nylon Loc, 2-7
Screw-Pan 08-10X.050, 2-27, 2-33
Screw, 5-21
Seal, Axle Te, 4-3
Seal, Chamber, 2-2, 2-17, 3-11, 3-13, 3-15
Seal, Cover, 2-17
Seal, Foam .62 .62 8.0, 2-17
Seal, Rbr, .50 X 1.00 X 10.5, 2-35
Seal, Shaft, Input Te, 4-3
Seal, Tube, Vacuum, 2-17, 3-15
Seal, Vac Wand, 3-11, 3-13
Seal, 2-2, 2-13, 2-17
Sealant,Silastic Rtv732-3 Oz., 4-3
Sensor, Oil, 5-15
Shaft, Engine, 2-25, 2-29
Shaft, Hopper Assist, 3-3
Shaft, Sheave, 2-9
Shaft, Wldt, Cross, 2-9
Shaft,Brg&Flange Assy-Fan, 2-15
Sheave, 3L, 2Gr, 2.8Pd 4.5Pd, 2-25, 2-29
Sheave, Flat, 3.7Od, 2-7
Sheave,3L,1Gr,1.96Pd,0.62ld, 2-15
Shield Wldt, Heat, Engine, 2-25, 2-29
Shield, Dirt Kit, 2-5
Shield, Muff, 5-7
Side Brush, 3-5
Skirt, Drive Side, 2-5
Skirt, Hopper, 2-2, 2-13, 3-21
Skirt, Idler Side, 2-5
Skirt, Rear, 2-2, 2-5
Skirt, 2-5
Sleeve, .025Ob .62D .34Pm, 2-9
Sleeve, .25Ob .38D .156Ss, 2-9
Sleeve, .318B .50D .65Ss, 2-9, 3-7
Sleeve, .344B .62D .58, 2-25, 2-29
Sleeve, 1.45B 2.1D 1.5 Pltd, 2-11
Sleeve, Bearing, 4-3
Sleeve, Threaded, 2-5
Sleeve, 2-9, 2-19, 3-5
Snap Ring Rn, 5-7
Sol, Starter, 5-17
Spacer 0.6Rn, 5-5
Spacer 0.8Rn, 5-5
Spacer 1.0Rn, 5-5
Spacer, Battery, 3-15
Spacer, Pivot .62Lg, 2-23
Spacer, 2-15
SpacerRn, 5-7
Spark Plug(Lp)Rn, 5-19
Spark Plug, 2-2, 5-15
Spkplugcap(Gasrn, 5-15
Spkplugcap(Lp)Rn, 5-21
Spring PinRn, 5-7
Spring Washer Rn, 5-5, 5-17
Spring Washer, 5-21
Spring, Comp 0.34Idx.045Wire, 2-5
Spring, Comp, 0.74Idx.11 Wire, 2-11
Spring, Comp,, 2-9
Spring, Detent, 2-21, 2-23
Spring, Extension, 2-9
Spring, Tens,0.5Dx.06Wire 2.5L, 2-25, 2-29
Spring, Tors 2.36Idx 18 Wire, 2-11
Spring, Torsion, 3-5
Spring, 2-25, 2-29
SpringRn, 5-9, 5-17
Sprng Retainerrn, 5-7
Starter Motor, 5-17
Statorcoil(Lp)Rn, 5-19
Strap, Rubber, 2-35, 3-5

Strap, Shaker Motor, 2-19, 3-7
 Strike, Latch, 2-19, 3-7
 Strip, Spring, Comp, 2-9
 Strip, Spring, 2-11
 StudRn, 5-3, 5-7
 Support, Cable, 2-7, 2-21
 Switch, 15Amp 125/250Vac, 2-21
 Switch, Key, 2-34
 Switch, Rocker, Dpst, 3-7
 Switch, Rocker, 2-19

T

Tank Brkt 1 Rn, 5-11
 Tank Brkt 2 Rn, 5-11
 Tank-Lp,20#,Vap,Both,Fill Ga L, 3-25
 TappetRn, 5-7
 Tapping Screw Rn, 5-7
 Thermostat, Spst Switch, 2-27, 2-33
 Tie, Cable 1.75D Max 7.50Lg, 2-21
 Timer, 12V, 3-7
 Timer, 2-19
 Tire & Rim Assy, Black Pneumat, 3-21
 Tire & Wheel Assy, 2-7
 Transition, Vacfan, Gas, 2-15
 Tube, Hose Cuff, 3-7
 Tube, Hose, 3-11
 Tube, Vac Wand, 3-17
 Tube, Vacuum, 2-17, 3-9, 3-13, 3-15
 tud, Exhaust, 5-3

V

V-Belt, 3L 210- One, 2-15
 Vacuum Fan Housing, 2-15
 Valve Guide Rn, 5-3
 Valve Keepers Rn, 5-7
 Valve SpringRn, 5-7
 Valve, Press Relief LPG Rego, 5-27
 Video, Operator, 6080, 3-29
 Vinyl TubeRn, 5-15
 Volt Reg Rn, 2-27
 Volt Reg Rn, 2-33
 Voltage Regulator, 5-15

W

Wand, Vacuum, 3-11, 3-13, 3-19
 Washer, Flat .25, 2-17
 Washer, Finish M8 Pltd, 2-7
 Washer, Flat, .25 Fender, 2-5, 2-25, 2-29, 3-13
 Washer, Flat, .25 Hard, 3-24
 Washer, Flat, .25 Sae, 3-23
 Washer, Flat, .38 Hard, 2-17, 3-15, 3-17
 Washer, Flat, Rework, 3-23
 Washer, Lock, Int-Ext, .31, 3-24
 Washer- Flt 17 X30X3 Ss M16, 2-5
 Washer-Flt .31 Fender Pltd, 2-27, 2-33
 Washer-Loc Int .31 Pltd, 2-25, 2-29
 Washer-Loc Int-Ext 10 Pltd, 2-7
 Washer, 2-17
 WasherRn, 5-17
 Weight, Eccentric, 2-19, 3-7
 Wheel, 2.0 Dia, 2-2, 3-3
 Wire 13 CP, 5-21
 Wire 7 CP, 5-21
 Wire Assy, 27.0 Lg., 6 Ga., 2-35
 Wire ClampRn, 5-15
 WireRn, 5-15, 5-17
 Woodruff KeyRn, 5-5

Y


Yoke Assy Rn, 5-17
 Yoke Assy., 2-9, 2-21
 Yoke Assy, 10-32, 2-23




TENNANT COMPANY
 Technical Publications #15
 701 North Lilac Drive
 P.O. Box 1452
 Minneapolis, MN 55440-9947

POSTAGE WILL BE PAID BY ADDRESSEE

BUSINESS REPLY MAIL
 FIRST CLASS MAIL PERMIT NO. 94 MINNEAPOLIS, MN



NO POSTAGE
 NECESSARY
 IF MAILED
 IN THE
 UNITED STATES



Fold along dotted lines

Tape here







TENNANT COMPANY
Technical Publications #15
701 North Lilac Drive
P.O. Box 1452
Minneapolis, MN 55440-9947

POSTAGE WILL BE PAID BY ADDRESSEE

BUSINESS REPLY MAIL
FIRST CLASS MAIL PERMIT NO. 94 MINNEAPOLIS, MN



NO POSTAGE
NECESSARY
IF MAILED
IN THE
UNITED STATES



Fold along dotted lines

Tape here

