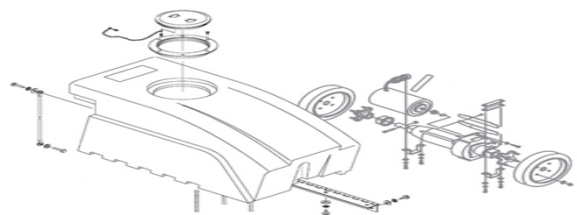
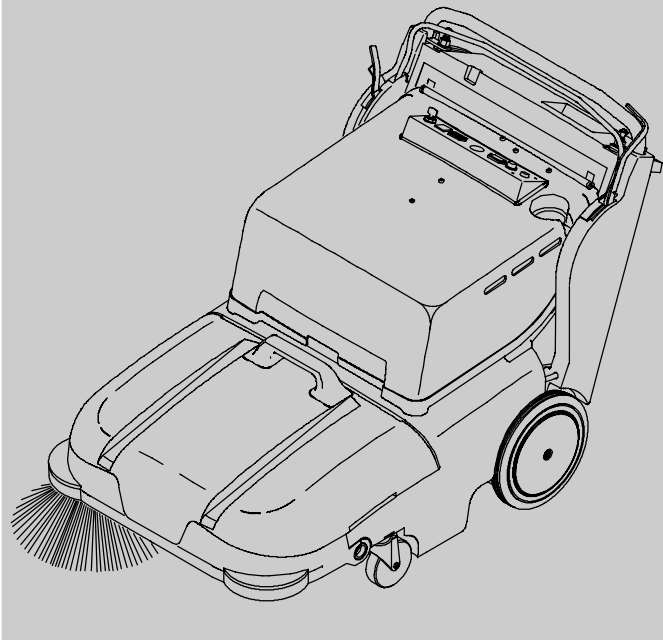
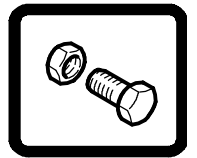




3640

(Electric)

Sweeper Parts Manual



FLOOR-EQUIPMENT-PARTS.COM

North America / International

www.tennantco.com

330560
Rev. 08 (02-2008)



When ordering replacement parts, use the illustrated parts list section in this manual. Before ordering parts or supplies, be sure to have your machine model number and serial number available. Only use TENNANT Company supplied or equivalent parts. Parts and supplies may be ordered online, by phone, or mail from any authorized parts and service center, distributor or from any of the manufacturer's subsidiaries.

This machine will provide excellent service. However, the best results will be obtained at minimum costs if:

- The machine is operated with reasonable care.
- The machine is maintained regularly - per the machine maintenance instructions provided.
- The machine is maintained with manufacturer supplied or equivalent parts.

MACHINE DATA	
Please fill out at time of installation for future reference.	
Model No. -	_____
Serial No. -	_____
Machine Options -	_____
Sales Rep. -	_____
Sales Rep. phone no. -	_____
Customer Number -	_____
Installation Date -	_____

Tennant Company
PO Box 1452
Minneapolis, MN 55440
Phone: (800) 553-8033 or (763) 513-2850
www.tennantco.com

Specifications and parts are subject to change without notice.

Original instructions, Copyright © 2000, 2001, 2002, 2003, 2004, 2005, 2006, 2008 TENNANT Company, Printed in U.S.A.

HOW TO USE THIS MANUAL

This section on *HOW TO USE THIS MANUAL* will tell you how to:

- Find important machine information for ordering correct repair parts.
- Find TENNANT part numbers.
- Order TENNANT parts and supplies.

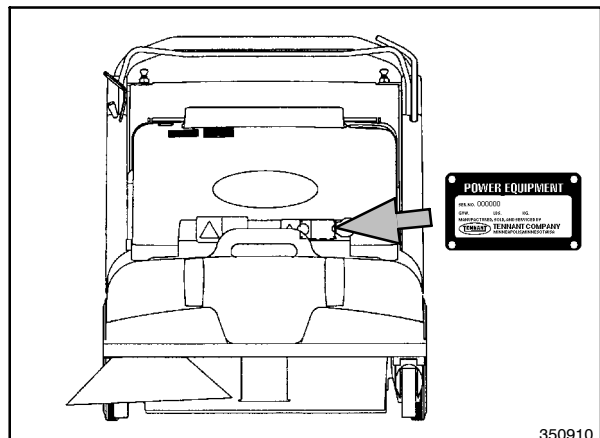

IMPORTANT INFORMATION

When placing an order for parts, the machine model and machine serial number are important. Refer to the *MACHINE DATA* box which is filled out during the installation of your machine. The *MACHINE DATA* box is located on the inside of the front cover of this manual.

The model number of your machine is on the side of the machine.

The serial number of your machine is printed on the machine data plate located as shown.

MACHINE DATA	
<i>Please fill out at time of installation for future reference.</i>	
Machine Model Number -	6080E
Machine Serial Number -	_____
Machine Options -	_____
TENNANT Representative/phone no. -	_____
Customer ID Number -	_____
Date of Installation -	_____
Manual Number -	330020
Revision:	00
Published:	05-97



HOW TO USE THIS MANUAL

FINDING A TENNANT PART NUMBER

This manual contains the following sections:

- HOW TO USE THIS MANUAL
- STANDARD PARTS
- OPTIONS
- BREAKDOWNS
- CROSS REFERENCE

The STANDARD PARTS section lists repair parts for standard machines. They are grouped in this general order:

- General wear parts.
- Machine frame and related parts.
- Machine propelling system.
- Sweeping components.
- Electrical parts.

The OPTION section lists repair parts of options.

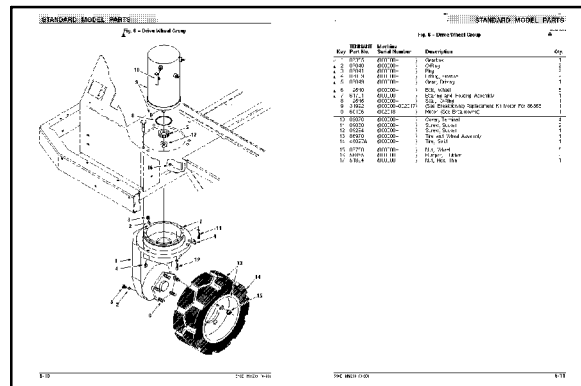
The BREAKDOWN section lists available repair parts of major components.

All sections in this manual consist of parts illustrations and corresponding parts lists.

The parts illustrations are numbered with **Ref** numbers which refer to corresponding parts lists.

The parts lists include a number of columns of information:


- **Ref** - column refers to the reference number on the parts illustration.
- ▽ - indicates the part is an assembly.
- ▲ - indicates the part is included in the assembly listed just before it.
- **TENNANT Part No.** - column lists the TENNANT part number for the part.
- **Serial Number** - column indicates the set of machines the part number is applicable to. Serial numbers change when the machine design has been modified. The most current design of the machine is shown in the main illustration, older designs are boxed in a corner of the illustration.
- **Description** - column is a brief description of the part.
- **Qty.** - column lists the quantity of that part used in that area of the machine.



Key	TENNANT Part No.	Machine Serial Number	Description	Qty.
▽ 1	87355	(000000-	Gearbox	1
▲ 2	87840	(000000-	O-Ring	2
▲ 3	87841	(000000-	Plug	2
▲ 4	87839	(000000-	Fitting, Grease	2
▲ 5	87849	(000000-	Gear, Driving	1
▲ 6	12640	(000000-	Bolt, Wheel	5
▲ 7	61791	(000000-	Bearing and Housing Assembly	1
8	12646	(000000-	Seal, O-Ring	1
9	31992	(000000-002017)	(See Breakdowns) Replacement Kit Motor For 86356	1
9	60196	(002018-	Motor (See Breakdowns)	1
10	02076	(000000-	Cover, Terminal	4
11	09030	(000000-	Screw, Socket	2
12	09294	(000000-	Screw, Socket	1
13	88970	(000000-	Tire and Wheel Assembly	1
14	45027A	(000000-	Tire, Solid	1
15	87750	(000000-	Nut, Wheel	5
16	55855	(000000-	Bumper, Flubber	2
17	51824	(000000-	Nut, Hex, Thin	1

NOTE: If a service kit is installed on your machine, be sure to keep the **INSTRUCTION BULLETIN** which came with the kit. It contains repair parts numbers needed for ordering future parts.

NOTE: Fasteners used in this machine may be metric or non-metric. Take care when replacing hardware to replace with same thread size.



PLACING AN ORDER

Orders may be placed by phone, fax, or by mail. Phone orders may need written confirmation. Follow the steps below to insure prompt delivery:

1. Identify the model number of your machine.
2. Identify the serial number of your machine.
3. Find the part number of the part you need. Do not order by page number or reference number. If you are not able to find the part number, call your TENNANT representative for help or send the old part as a sample.
4. Determine the quantity of the part you need.
5. Provide the following company information:
 - Company name
 - Customer ID Number
 - Shipping address
 - Billing address
 - First and last name of person ordering parts
 - Telephone number
 - Purchase order number
6. Provide definitive shipping instructions.

HOW TO USE THIS MANUAL

Any claim for loss or damage to a shipment in transit should be filed promptly with the transportation company making the delivery. Shipments will be complete unless the packing list or order acknowledgement indicates items back ordered.

If parts received are suspected to be incorrect or defective, please contact the TENNANT representative from whom you ordered the part. They will give authorization for return and/or handle replacement shipments when required.


SECTION 2

Contents	Page
Fig. 1 - General Recommended Maintenance Items	2-2
Fig. 2 - Replacement Brushes	2-3
Fig. 3 - Main Frame Group	2-4
Fig. 4 - Drive System Group	2-6
Fig. 5 - Main Brush Group	2-8
Fig. 6 - Side Brush Group	2-10
Fig. 7 - Hopper Group	2-12
Fig. 8 - Vacuum Fan Group	2-14
Fig. 9 - Vacuum Housing Group	2-16
Fig. 10 - Panel Filter Group	2-18
Fig. 11 - Brush Lift Handles Group	2-20
Fig. 12 - Clutch and Shift Handle Group	2-22
Fig. 13 - Electric Motor Group	2-24
Fig. 14 - Battery Cover Group	2-26
Fig. 15 - EE Battery Cover And Circuit Breaker Group	2-28
Fig. 16 - Battery Cable Harness Group	2-30
Fig. 17 - Instrument Panel Group	2-31
Fig. 18 - Electrical Schematic	2-32
Fig. 19 - Wire Harness Group	2-33
Fig. 19 - Wire Harness Group	2-35
Fig. 20 - Label Group	2-36

Fig. 1 - General Recommended Maintenance Items

Ref.	Part No.	Serial Number	Description	Qty.
▽	1	80269	(000000-) Replmt Kit, Skirts & Seals	1
▲	2	379214	(000000-) Skirt, Rear	1
▲	3	378811	(000000-) Kit, Side Skirt, Rh	1
▲	4	378812	(000000-) Kit, Skirt, Side, Lh	1
▲	5	80373	(000000-) Seal	1
▲	6	80315	(000000-) Seal	1
▲	7	373142	(000000-) Skirt, Hopper	1
▲	8	80392	(000000-) Gasket, Cuff	1
▲	9	80096	(000000-) Seal, Chamber	1
▲	10	80260	(000000-) Gasket, Vac Fan	1
▲	11	72970	(000000-) Rivet, Plstc	5
▲	12	80186	(000000-) Plate, Skirt, Retainer	5
	13	80432	(000000-) Bag, Vacuum, Disposable 10Pk	1
	14	80141	(000000-) Angle, Lip	1
	15	222403	(000000-) Wheel, 2.0 Dia	1
	16	80188	(000000-) Filter Pkg, Panel, 94 Pleats	1
	17	80117	(000000-) Kit, Replmt Main Br Belt	1
	18	80464	(000000-) Hose, Flex	1
	19	01739	(000000-) Kit, Brush	1
	20	01740	(000000-) Spring, Brush	1
	21	80125	(000000-) Brush & Spring Assy	1
	22	80152	(000000-) Belt, Flat	1
	23	80940	(000000-) Belt, V	1
	24	80481	(000000-) Pin, Main	1

Fig. 2 - Replacement Brushes



350846 - ALL

Ref.	Part No.	Serial Number	Description	Qty.
1	80042	(000000-) Brush, Side	1
1	378804	(000000-) Brush, Side STFP	1
2	80058	(000000-) Brush, Sweep, 24Lg Poly	1
3	80355	(000000-) Brush, Carpet	1
4	80351	(000000-) Brush, Sweep, Sandwedge	1
5	378802	(000000-) Brush, Sweep, P&W	1

Fig. 3 - Main Frame Group

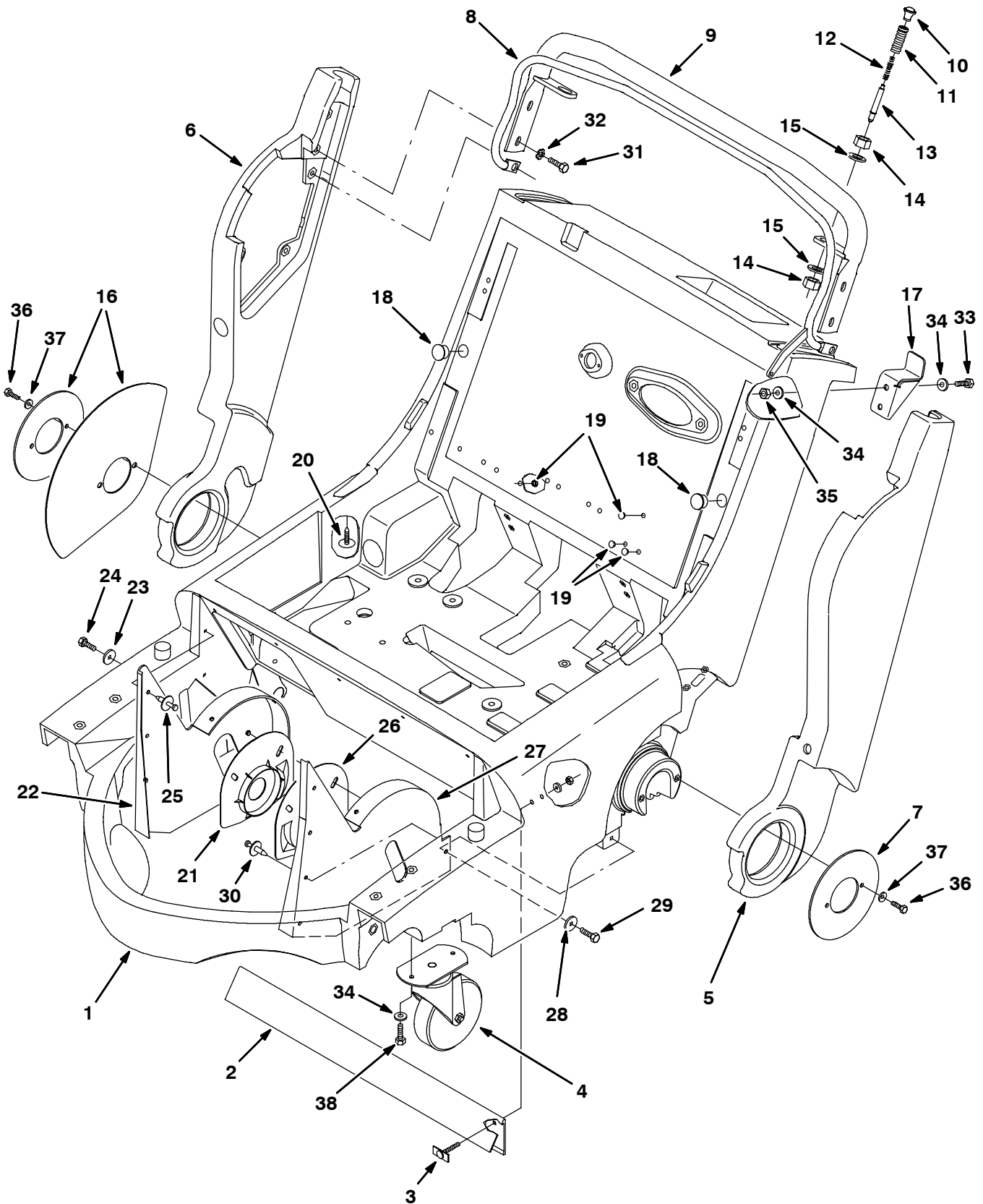


Fig. 3 - Main Frame Group

	Ref.	Part No.	Serial Number	Description	Qty.
9005828	1	80014	(000000-) Frame, Main	1
	2	379214	(000000-) Skirt, Rear	1
	3	80186	(000000-) Plate, Skirt, Retainer	5
	4	80028	(000000-) Caster, 5.0D X 1.37 Wheel	2
9005830	5	379233	(000000-) Handle, Main Lh	1
9005831	6	379234	(000000-) Handle, Main Rh	1
	7	80037	(000000-) Plate, Retainer	1
	8	80945	(000000-) Lever, Clutch, Wldt	1
	9	80430	(000000-) Handle, Steering	1
▽		379228	(000000-) Kit, Repair, Adj Handle	2
▲	10	80180	(000000-) Knob, #10-32, 0.81 Dia, Plastic	2
▲	11	80445	(000000-) Sleeve, Threaded	2
▲	12	80448	(000000-) Spring, Comp 0.34ldx.045Wire	2
▲	13	373141	(000000-) Pin, Handle Adjustment	2
▲	14	763066	(000000-) Nut, Hx Jam M16X2.0 Din 439	4
▲	15	04400	(000000-) Washer- Flt 17 X30X3 Ss M16	2
	16	80105	(000000-) Shield, Dirt Kit	1
	17	80106	(000000-) Bracket, Handle Stop	1
	18	80288	(000000-) Plug, Hole .812	2
	19	80061	(000000-) Plug, Hole .297	4
	20	378770	(000000-) Clip	1
▽		378811	(000000-) Kit, Skirt, Rh	1
▲	21	378806	(000000-) Guard	1
▲	22	378809	(000000-) Skirt	1
▲	23	41178	(000000-) Washer, Flat, .25 Fender	1
▲	24	20394	(000000-) Screw, Hex, #10 X 0.62, Fmg Ab	1
▲	25	72968	(000000-) Rivet, Plstc	7
▽		378812	(000000-) Kit, Skirt, Lh	1
▲	26	378807	(000000-) Guard	1
▲	27	378810	(000000-) Skirt	1
▲	28	41178	(000000-) Washer, Flat, .25 Fender	1
▲	29	20394	(000000-) Screw, Hex, #10 X 0.62, Fmg Ab	1
▲	30	72968	(000000-) Rivet, Plstc	7
	31	12273	(000000-) Screw, Hex, M8 X 1.25 X 20, Ss, NI	2
	32	01685	(000000-) Washer, Flat, 0.31 Ss	2
	33	76570	(000000-) Screw, Hex, M8 X 1.25 X 30, 8.8	2
	34	32491	(000000-) Washer, Flat, 0.31 Std	8
	35	08709	(000000-) Nut, Hex, Lock, M8 X 1.25, NI	2
	36	06942	(000000-) Screw, Hex, M6 X 1.0 X 16, 8.8	4
	37	32490	(000000-) Washer, Flat, 0.25 Std	4
	38	16735	(000000-) Screw, Hex, M8 X 1.25 X 16, 8.8	4

Fig. 4 - Drive System Group

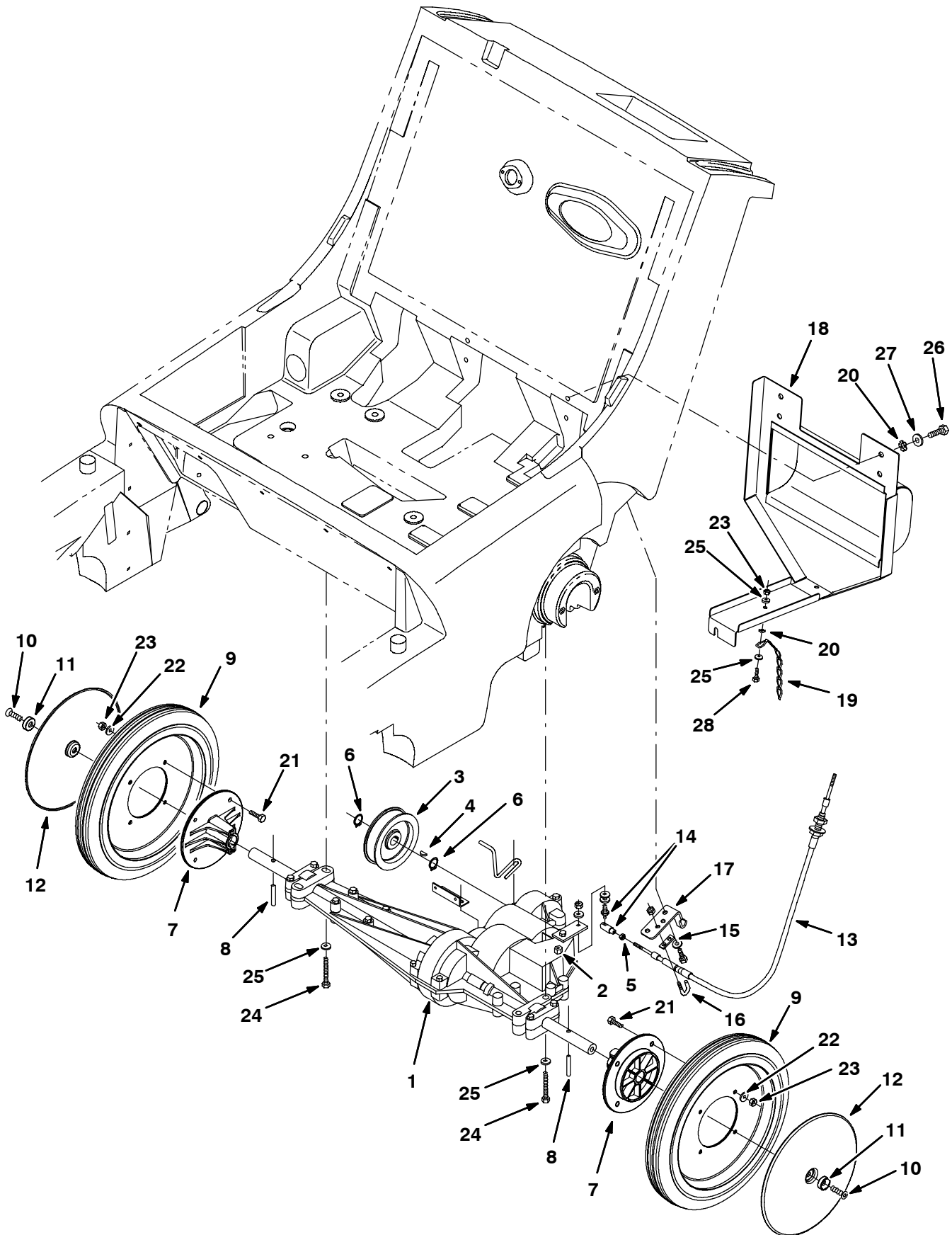


Fig. 4 - Drive System Group

	Ref.	Part No.	Serial Number	Description	Qty.
▽	1	80476	(000000-) Kit, Transaxle Assy (see breakdowns)	1
▲	2	80471	(000000-) Fitting, Relief 1/8	1
	3	80110	(000000-) Sheave, Flat, 3.7Od	1
	4	00500-4	(000000-) Key-Wdruff 0.12 0.50 Asa#0404	1
	5	01713	(000000-) Nut-Hx Std 10-32 G2 Pltd	1
	6	33373	(000000-) Ring, Retain,Ex,0.62Od,Heavydt	1
	7	373105	(000000-) Hub, Wheel	2
	8	18276	(000000-) Pin,Dowel,0.2502Dia.X 1.50 Lg	2
	9	80148	(000000-) Tire & Wheel Assy	2
	10	222692	(000000-) Screw-Flat 8X1.25 25Nylon Loc	2
	11	80922	(000000-) Washer, Finish M8 Pltd	2
	12	80465	(000000-) Hubcap	2
	13	80415	(000000-) Cable, Shift, Push Pull	1
	14	80158	(000000-) Balljoint,	1
	15	80429	(000000-) Support, Cable	1
	16	80425	(000000-) Bolt, Bent, M6	1
	17	80113	(000000-) Plate, Support, Cable	1
	18	80962	(000000-) Plate Wldt, Backstop	1
	19	222842	(000000-) Chain, Static, Brass	1
	20	41141	(000000-) Washer, Lock, Int-Ext, .31	2
	21	06943	(000000-) Screw, Hex, M6 X 1.0 X 20, 8.8	8
	22	32483	(000000-) Washer, Flat, 0.25 Sae	8
	23	08708	(000000-) Nut, Hex, Lock, M6 X 1.0, NI	9
	24	06949	(000000-) Screw, Hex, M6 X 1.0 X 50, 8.8	4
	25	32490	(000000-) Washer, Flat, 0.25 Std	6
	26	16735	(000000-) Screw, Hex, M8 X 1.25 X 16, 8.8	4
	27	32491	(000000-) Washer, Flat, 0.31 Std	6
	28	06943	(000000-) Screw, Hex, M6 X 1.0 X 20, 8.8	1

Fig. 5 - Main Brush Group

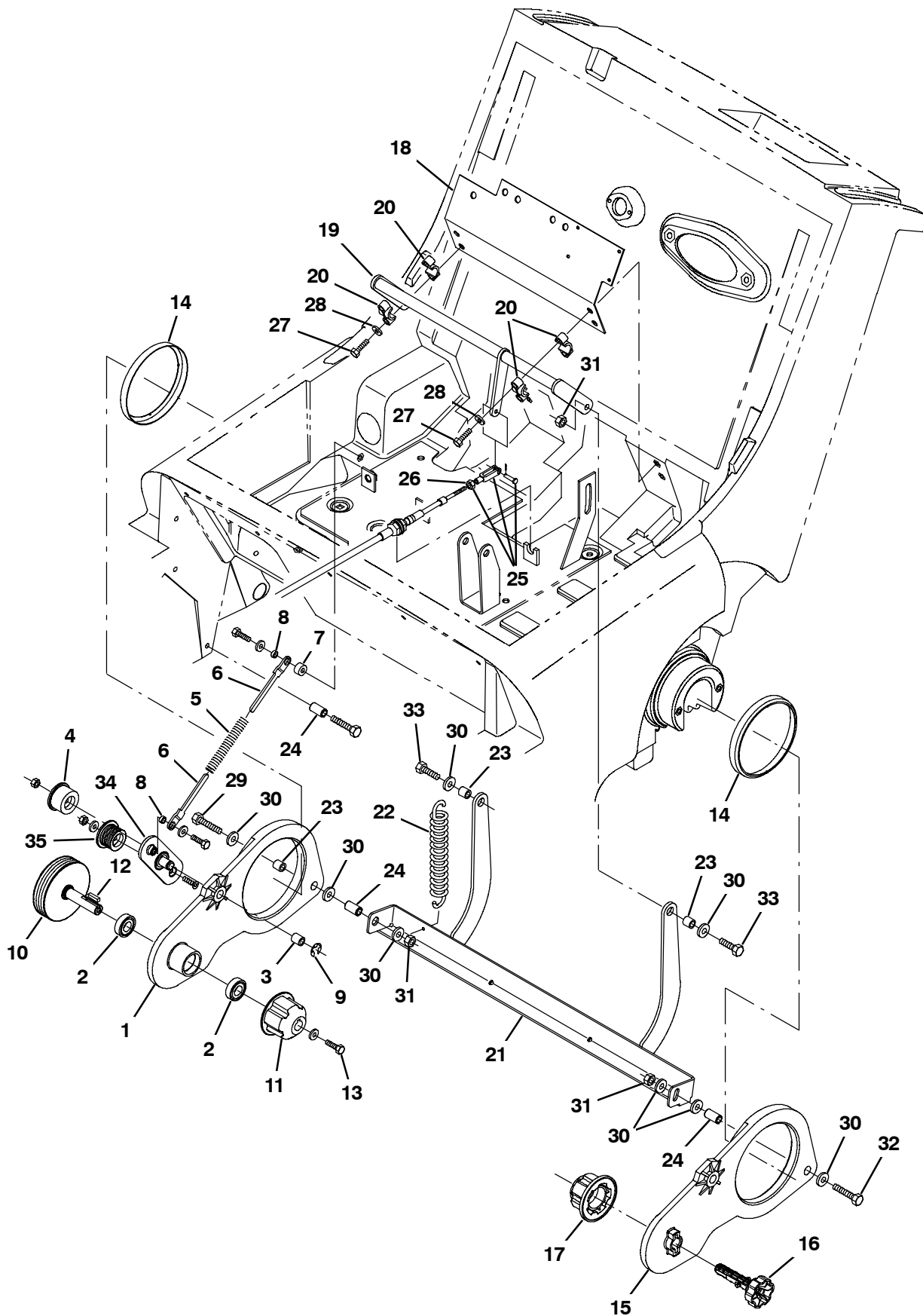


Fig. 5 - Main Brush Group

	Ref.	Part No.	Serial Number	Description	Qty.
▽	1	80047	(000000-) Arm, Brush	1
▲	2	41360	(000000-) Bearing, Ball, 0.59b 1.26d 0.35w[2seal]	2
▲	3	63233	(000000-) Bushing, Sleeve, 0.50b 0.59d 0.50l, Bnz	1
	4	80079	(000000-) Pulley, Idler	1
	5	80159	(000000-) Spring, Comp,	1
	6	373140	(000000-) Strip, Spring, Comp	2
	7	80937	(000000-) Sleeve, .025Ob .62D .34Pm	1
	8	80491	(000000-) Sleeve, .25Ob .38D .156Ss	2
	9	80492	(000000-) Ring, Retaining, Ex	1
	10	80048	(000000-) Shaft, Sheave	1
	11	378805	(000000-) Plug, Brush Drive	1
	12	00911	(000000-) Key Square 0.18 0.18 00.75 Lg	1
	13	11329	(000000-) Scr-Hexssm 6X1.0 16 Nylonloc	1
	14	80371	(000000-) Ring, Wear	2
	15	80424	(000000-) Arm, Brush, Idler Side	1
	16	377365	(000000-) Pin, Main Brush	1
	17	379202	(000000-) Plug, Brush	1
	18	80956	(000000-) Plate, Support, Cross Shaft	1
	19	80379	(000000-) Shaft, Wldt, Cross	1
	20	80387	(000000-) Block, Bearing 0.625Dia	4
	21	80384	(000000-) Link Wldt, Brush Lift	1
	22	379217	(000000-) Spring, Extension	1
	23	222460	(000000-) Sleeve	3
	24	80395	(000000-) Sleeve, .318B .50D .65Ss	3
▽	25	27880	(000000-) Yoke Assy.	1
▲	26	01713	(000000-) Nut-Hx Std 10-32 G2 Pltd	1
	27	06946	(000000-) Scr-Hex m06 x 1.0x 35 8.8	4
	28	32490	(000000-) Washer- Flt	4
	29	39278	(000000-) Screw, Hex, M8 X 1.25 X 50, 8.8	1
	30	32491	(000000-) Washer, Flat, 0.31 Std	8
	31	08709	(000000-) Nut, Hex, Lock, M8 X 1.25, NI	4
	32	06955	(000000-) Screw, Hex, M8 X 1.25 X 35, 8.8	1
	33	76570	(000000-) Screw, Hex, M8 X 1.25 X 30, 8.8	2
	34	80053	(000000-) Plate, Pivot	1
	35	80075	(000000-) Pulley, Idler	1

Fig. 6 - Side Brush Group

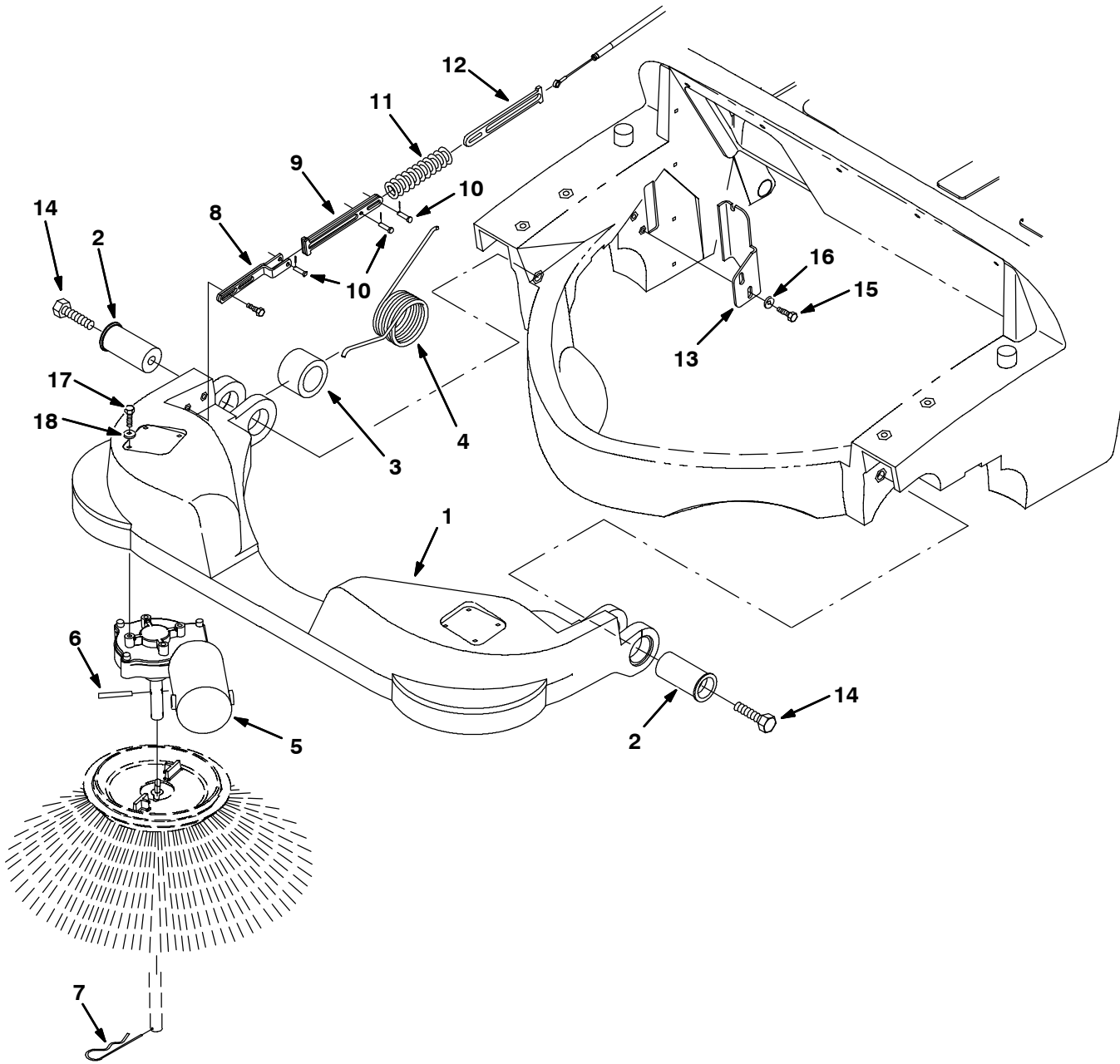


Fig. 6 - Side Brush Group

	Ref.	Part No.	Serial Number	Description	Qty.
9005829	1	80045	(000000-) Housing, Brush, Side	1
	2	80016	(000000-) Pivot, Bushing	2
	3	80321	(000000-) Sleeve, 1.45B 2.1D 1.5 Pltd	1
	4	379207	(000000-) Spring, Torsion	1
▽	5	1008273	(000000-) Motor, Side Brush 24V Rh	1
▲		80126	(000000-) Brush&Spring Assy Se	1
▲		80127	(000000-) Brush Cap Se	2
▲		369795	(000000-) Holder, Brush	2
▲		369796	(000000-) Clip	2
	6	11516	(000000-) Pin,Roll,.25Odx1.75L,.250/.256	1
	7	02942	(000000-) Pin,Hair Cotter .12Wire 2.37Sl	1
	8	80155	(000000-) Bracket Wldt, Lift	1
	9	379216	(000000-) Strip, Spring	2
	10	76782	(000000-) Pin,Clevis,0.19 Dia.X 0.75 Lg	3
	11	80484	(000000-) Spring, Comp, 0.74ldx.11 Wire	1
	12	379215	(000000-) Strip, Spring	1
	13	80010	(000000-) Bracket, Cable	1
	14	06974	(000000-) Screw, Hex, M12 X 1.75 X 80, 8.8	2
	15	15678	(000000-) Screw, Hex, M6 X 1.0 X 16, Ss	2
	16	01684	(000000-) Washer, Flat, 0.25 Ss	2
	17	06943	(000000-) Screw, Hex, M6 X 1.0 X 20, 8.8	4
	18	32490	(000000-) Washer, Flat, 0.25 Std	4

Fig. 7 - Hopper Group

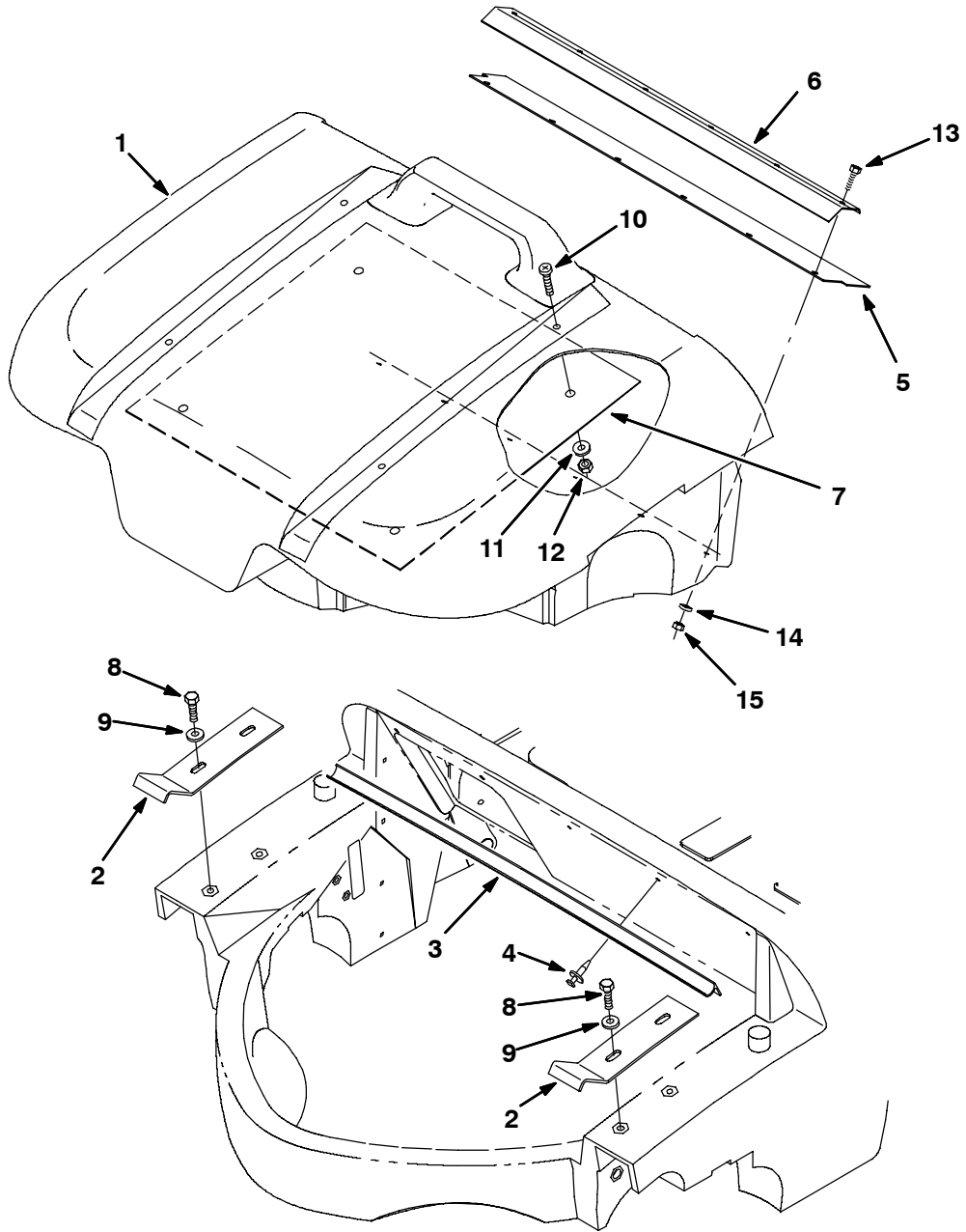


Fig. 7 - Hopper Group

	Ref.	Part No.	Serial Number	Description	Qty.
9005833	1	80081	(000000-) Hopper	1
	2	80958	(000000-) Bracket, Support	2
	3	80315	(000000-) Seal	1
	4	72970	(000000-) Rivet, Plstc	5
	5	373142	(000000-) Skirt, Hopper	1
	6	80141	(000000-) Angle, Lip	1
	7	80266	(000000-) Plate, Firewall	1
	8	16735	(000000-) Screw, Hex, M8 X 1.25 X 16, 8.8	4
	9	32491	(000000-) Washer, Flat, 0.31 Std	4
	10	09737	(000000-) Screw, Pan, M8 X 1.25 X 20, 4.8	4
	11	01685	(000000-) Washer, Flat, 0.31 Ss	4
	12	08713	(000000-) Nut, Hex, Lock, M8 X 1.25, NI, Ss	4
	13	08716	(000000-) Screw, Hex, M6 X 1.0 X 20, Ss	6
	14	32490	(000000-) Washer, Flat, 0.25 Std	6
	15	08712	(000000-) Nut, Hex, Lock, M6 X 1.0, Ss, NI	6

Fig. 8 - Vacuum Fan Group

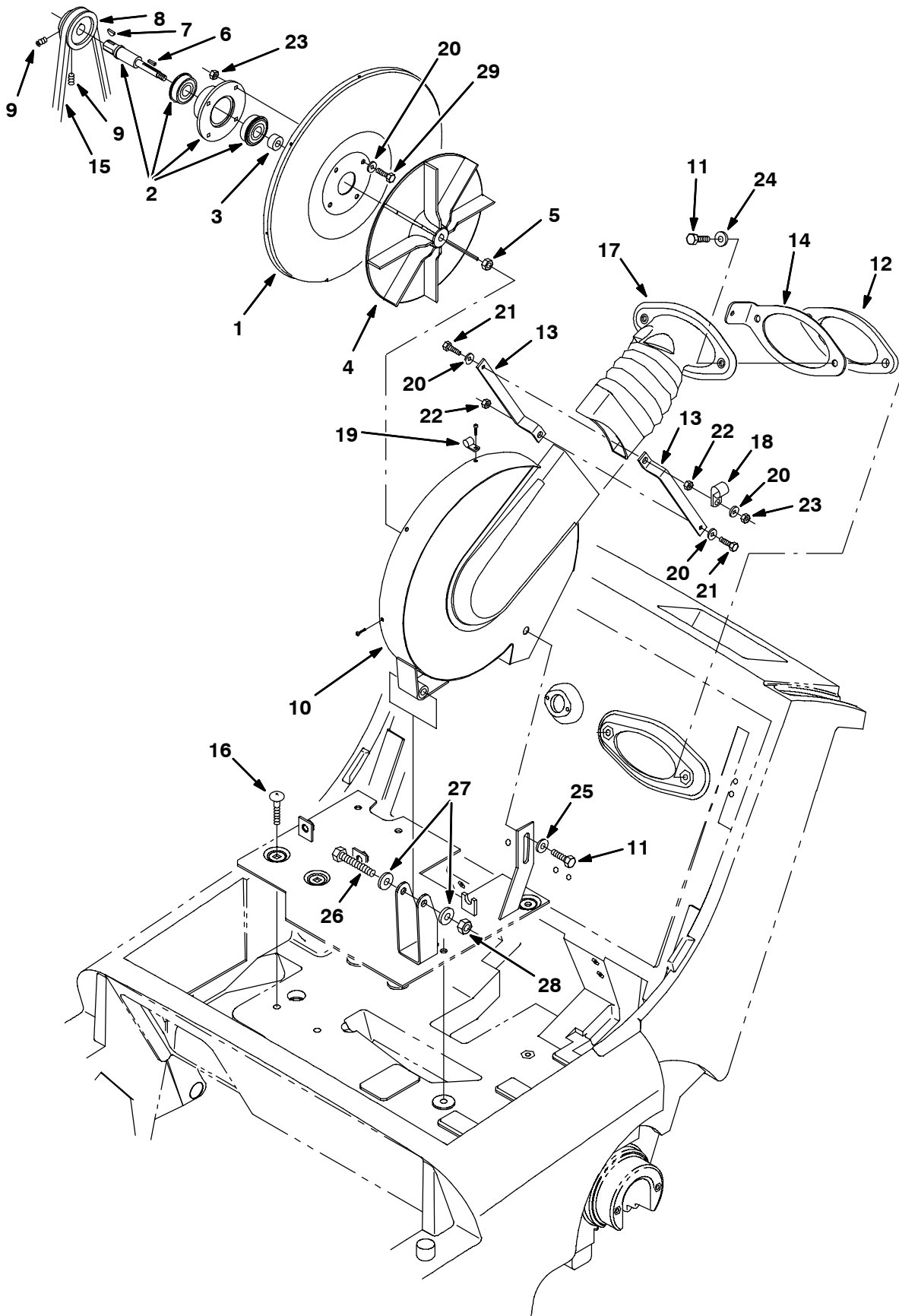


Fig. 8 - Vacuum Fan Group

Ref.	Part No.	Serial Number	Description	Qty.
1	80314	(000000-) Plate, Backing, Vac Fan	1
2	16934	(000000-) Shaft,Brg&Flange Assy-Fan	1
3	379203	(000000-) Spacer	1
4	80320	(000000-) Impeller, 9.06 Dia X 0.375B	1
5	87299	(000000-) Nut-Hxflexloc .31-24 Thin Pltd	1
6	00960	(000000-) Key Square 0.12 0.12 00.50 Lg	1
7	00500-4	(000000-) Key-Wdruff 0.12 0.50 Asa#0404	1
8	1025304	(000000-) Sheave, [3/4],1grv, 1.8/2.1pd 0.63b	1
9	46820	(000000-) Scr-Set .31-18X0.38 Nylon Loc	2
10	80088	(000000-) Vacuum Fan Housing	1
11	12273	(000000-) Scr-Hexssm 8X1.25 20 Nylloc	3
12	80260	(000000-) Gasket, Vac Fan	1
13	80104	(000000-) Bar, Transition Mtg	2
14	80029	(000000-) Plate, Vac Fan, Prop Rod	1
15	80940	(000000-) V-Belt 3L 230 - One	1
16	69915	(000000-) Bolt-Carrm 8X1.25 40 4.6	2
17	80136	(000000-) Transition, Vacfan, Electric	1
18	67767	(000000-) Clamp, Cable	1
19	09385	(000000-) Clamp, Cable, Poly	1
20	32490	(000000-) Washer, Flat, 0.25 Std	7
21	06943	(000000-) Screw, Hex, M6 X 1.0 X 20, 8.8	2
22	07790	(000000-) Nut, Hex, Flng, M6 X 1.0	2
23	08708	(000000-) Nut, Hex, Lock, M6 X 1.0, NI	5
24	01685	(000000-) Washer, Flat, 0.31 Ss	2
25	32491	(000000-) Washer, Flat, 0.31 Std	1
26	06963	(000000-) Screw, Hex, M10 X 1.5 X 60, 8.8	1
27	32485	(000000-) Washer, Flat, 0.38 Sae	2
28	41430	(000000-) Nut, Hex, Lock, M10 X 1.5, NI	1
29	06942	(000000-) Screw, Hex, M6 X 1.0 X 16, 8.8	4

Fig. 9 - Vacuum Housing Group

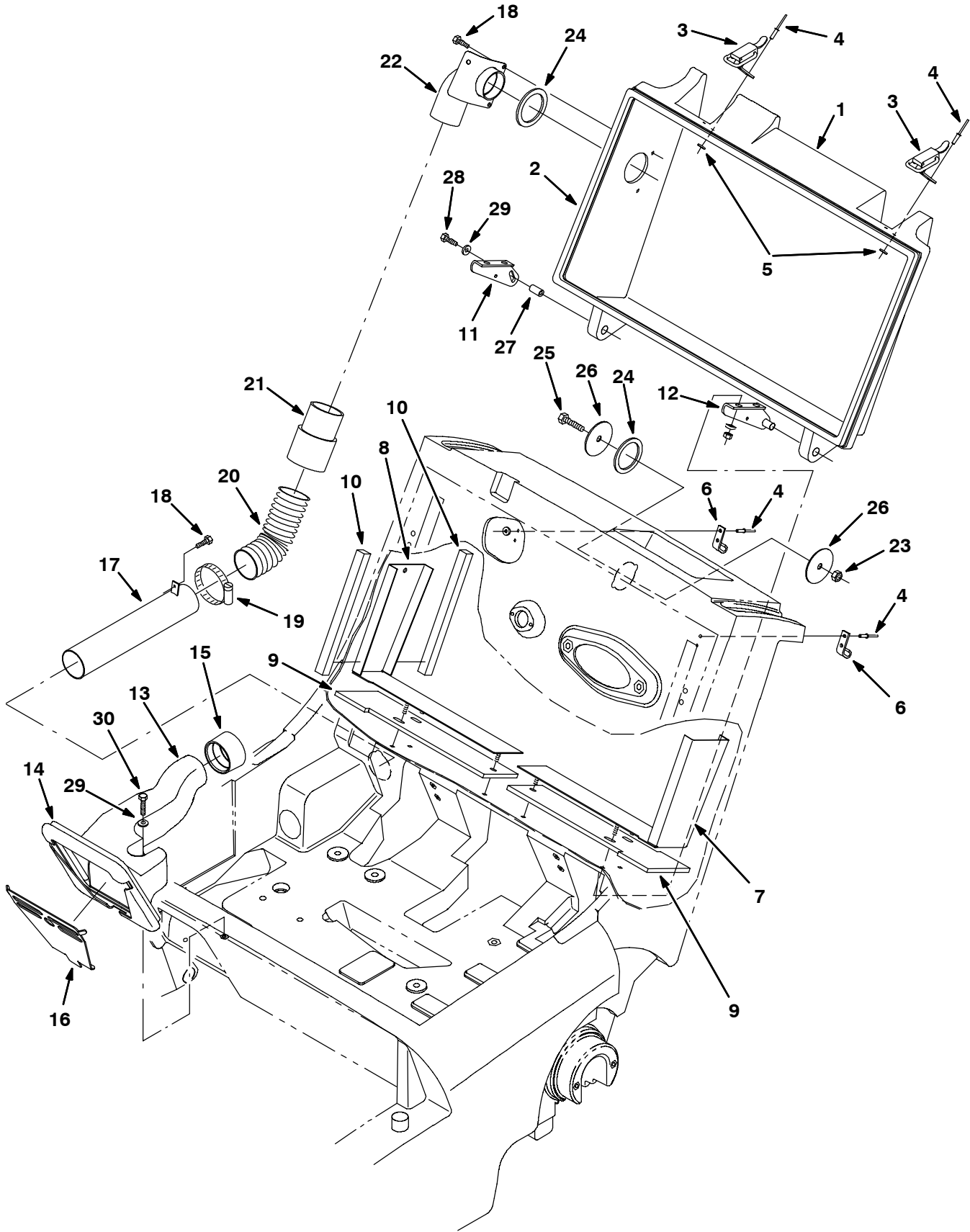


Fig. 9 - Vacuum Housing Group

Ref.	Part No.	Serial Number	Description	Qty.
1	373147	(000000-) Kit, Replmt, Door, Filter	1
2	80373	(000000-) Seal	1
3	23709	(000000-) Catch, Draw Pull	2
4	80218	(000000-) Rivet, Pop .196Dx.76X38Dhd	8
5	08793	(000000-) Washer	8
6	80368	(000000-) Clip, Latch	2
7	80971	(000000-) Plate	1
8	80021	(000000-) Bracket, Sealing, Rh	1
9	80052	(000000-) Seal, Cover	2
10	80064	(000000-) Seal, Foam .62 .62 8.0	4
11	379227	(000000-) Bracket, Pivot	1
12	80011	(000000-) Bracket, Pivot Lh	1
9005836	13 373115	(000000-) Housing, Vacuum Hi Flow	1
14	80096	(000000-) Seal, Chamber	1
15	373116	(000000-) Seal, Tube, Vacuum	1
16	80017	(000000-) Screen, Vacuum Inlet	1
17	373123	(000000-) Tube, Vacuum	1
18	20394	(000000-) Screw, Hex, #10 X 0.62, Fmg Ab	4
19	22297	(000000-) Clamp, Wormdrive	1
20	373118	(000000-) Hose, Flex	1
21	83285	(000000-) Cuff, Hose	1
22	373113	(000000-) Coupling, Hose, Elbow	1
23	08709	(000000-) Nut, Hex, Lock, M08-1.25,NI	1
24	80392	(000000-) Gasket, Cuff	2
25	76570	(000000-) Screw, Hex, M08-1.25 X 30, 8.8	1
26	373117	(000000-) Washer, Flat, 0.38b 2.25d .07, Stl, Pnt	2
27	379226	(000000-) Pin, Tapped	1
28	06942	(000000-) Screw, Hex M06	1
29	32490	(000000-) Washer, Flat .25	2
30	06945	(000000-) Screw, Hex, M6 X 1.0 X 30, 8.8	1

Fig. 10 - Panel Filter Group

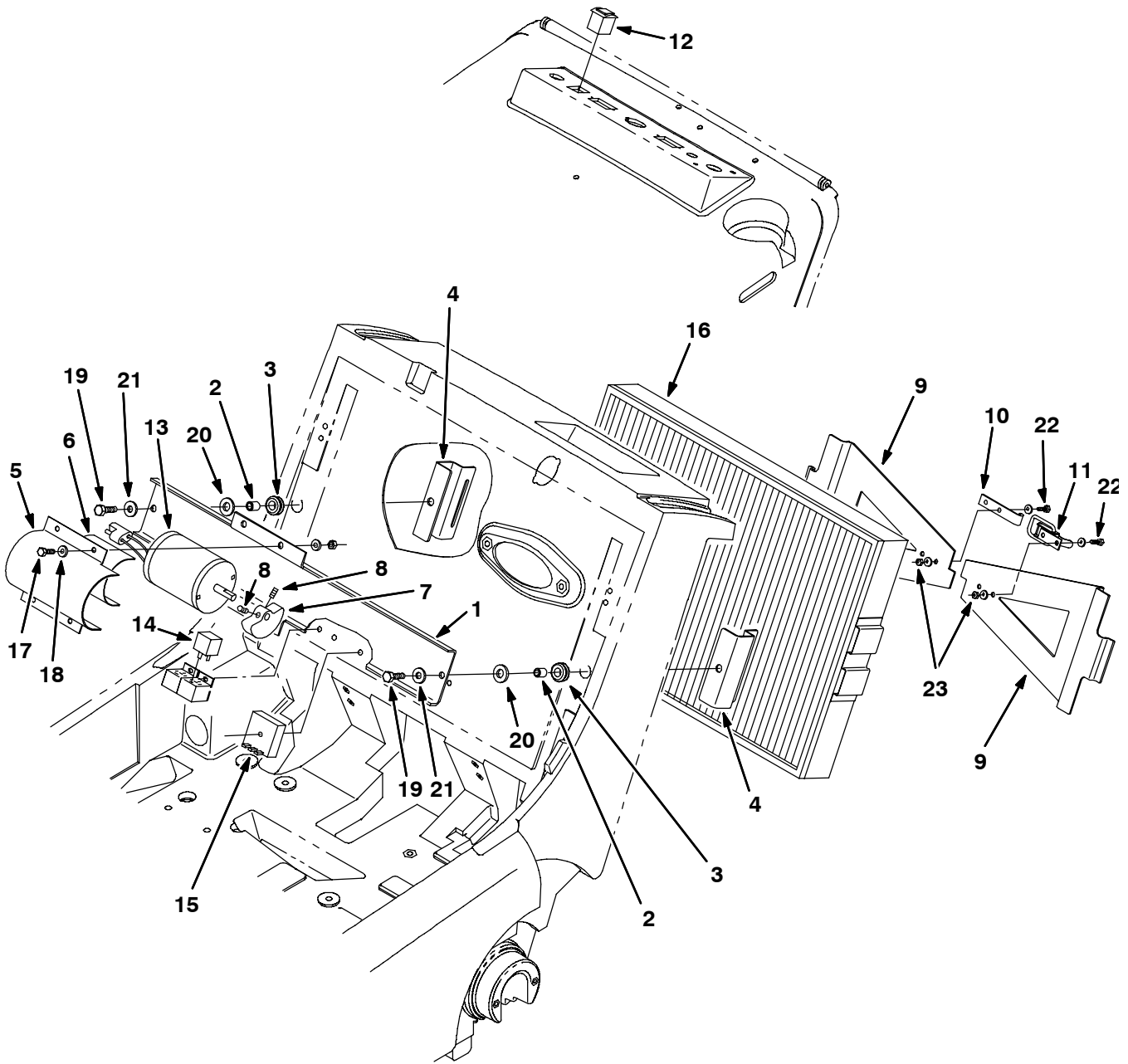


Fig. 10 - Panel Filter Group

Ref.	Part No.	Serial Number	Description	Qty.
1	80436	(000000-) Bar, Shaker, Motor	1
2	360930	(000000-) Sleeve	2
3	87515	(000000-) Grommet, Rubber	2
4	379218	(000000-) Bracket, Shaker	2
5	80437	(000000-) Strap, Shaker Motor	1
6	44893	(000000-) Bar, Flat	1
7	55130	(000000-) Weight, Eccentric	1
8	20634	(000000-) Screw, Set, #10	2
9	80033	(000000-) Bracket, Retainer	2
10	80107	(000000-) Strike, Latch	1
11	23709	(000000-) Catch, Draw Pull	1
12	80296	(000000-) Switch, Rocker	1
13	80461	(000000-) Motor, Ele, 24vdc 0.08hp 1440rpm 03.0a	1
14	49309	(000000-) Relay, 24V	1
15	80328	(000000-) Timer, 24V	1
16	1037199	(000000-) Filter, Panel, Dust, 2.7 X 15.0 X 22.0	1
17	06942	(000000-) Screw, Hex, M6 X 1.0 X 16, 8.8	4
18	32490	(000000-) Washer, Flat, 0.25 Std	4
19	09023	(000000-) Screw, Hex, M8 X 1.25 X 35, Ss, Fl	2
20	32486	(000000-) Washer, Flat, 0.50 Sae	2
21	01685	(000000-) Washer, Flat, 0.31 Ss	2
22	12312	(000000-) Screw, Hex, M5 X 0.8 X 12, 8.8	4
23	06549	(000000-) Nut, Hex, Lock, M5 X 0.8, NI	4

Fig. 11 - Brush Lift Handles Group

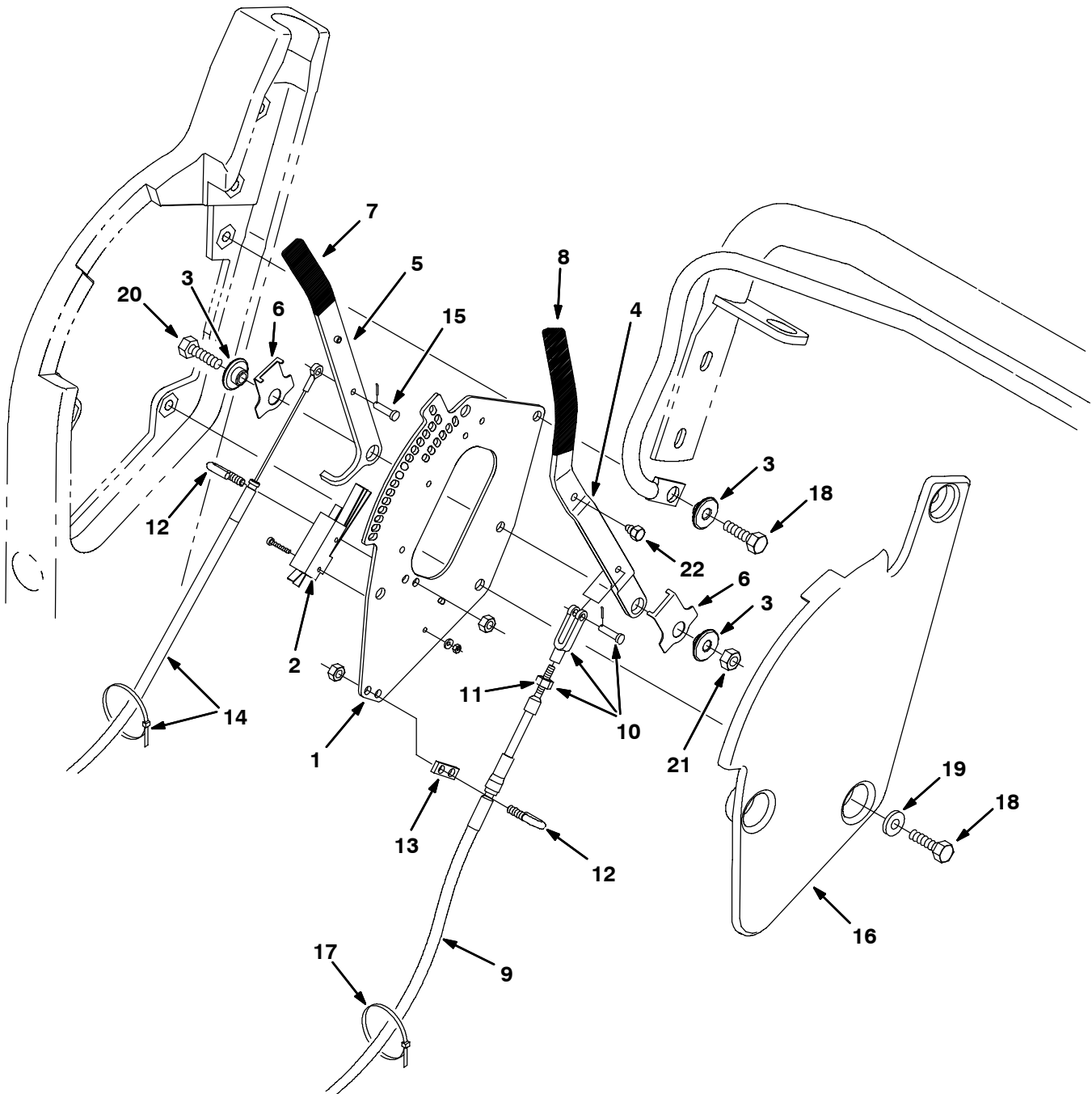


Fig. 11 - Brush Lift Handles Group

Ref.	Part No.	Serial Number	Description	Qty.
1	80411	(000000-) Plate, Mounting Rh	1
2	1008142	(000000-) Switch, Snap Actn, 250vdc 25a Spdt	1
3	80950	(000000-) Bushing, Flanged	3
4	379211	(000000-) Handle, Lift, Main Brush	1
5	379210	(000000-) Handle, Lift, Side Brush	1
6	80480	(000000-) Spring, Detent	2
7	80372	(000000-) Grip, Vinyl .18X.75.2.00	1
8	80979	(000000-) Grip, Vinyl .18X .75X 5.00	1
9	80190	(000000-) Cable Assy, Main Brush	1
▽	10	27880	(000000-) Yoke Assy.	1
▲	11	01713	(000000-) Nut-Hx Std 10-32 G2 Pltd	1
	12	80425	(000000-) Bolt, Bent, M6	2
	13	80429	(000000-) Support, Cable	1
	14	80302	(000000-) Replacement Kit, Sidebrush Cable	1
	15	36376	(000000-) Pin,Clevis, .19 Dia.X .50 Lg	1
	16	80414	(000000-) Plate, Access, Rh	1
	17	49266	(000000-) Tie, Cable 1.75D Max 7.50Lg	2
	18	12273	(000000-) Screw, Hex, M8 X 1.25 X 20, Ss, NI	4
	19	01685	(000000-) Washer, Flat, 0.31 Ss	3
	20	76570	(000000-) Screw, Hex, M8 X 1.25 X 30, 8.8	1
	21	08709	(000000-) Nut, Hex, Lock, M8 X 1.25, NI	1
	22	80972	(000000-) Bolt, .25-28, Mtg, Swp, Carpet [3640]	1

Fig. 12 - Clutch and Shift Handle Group

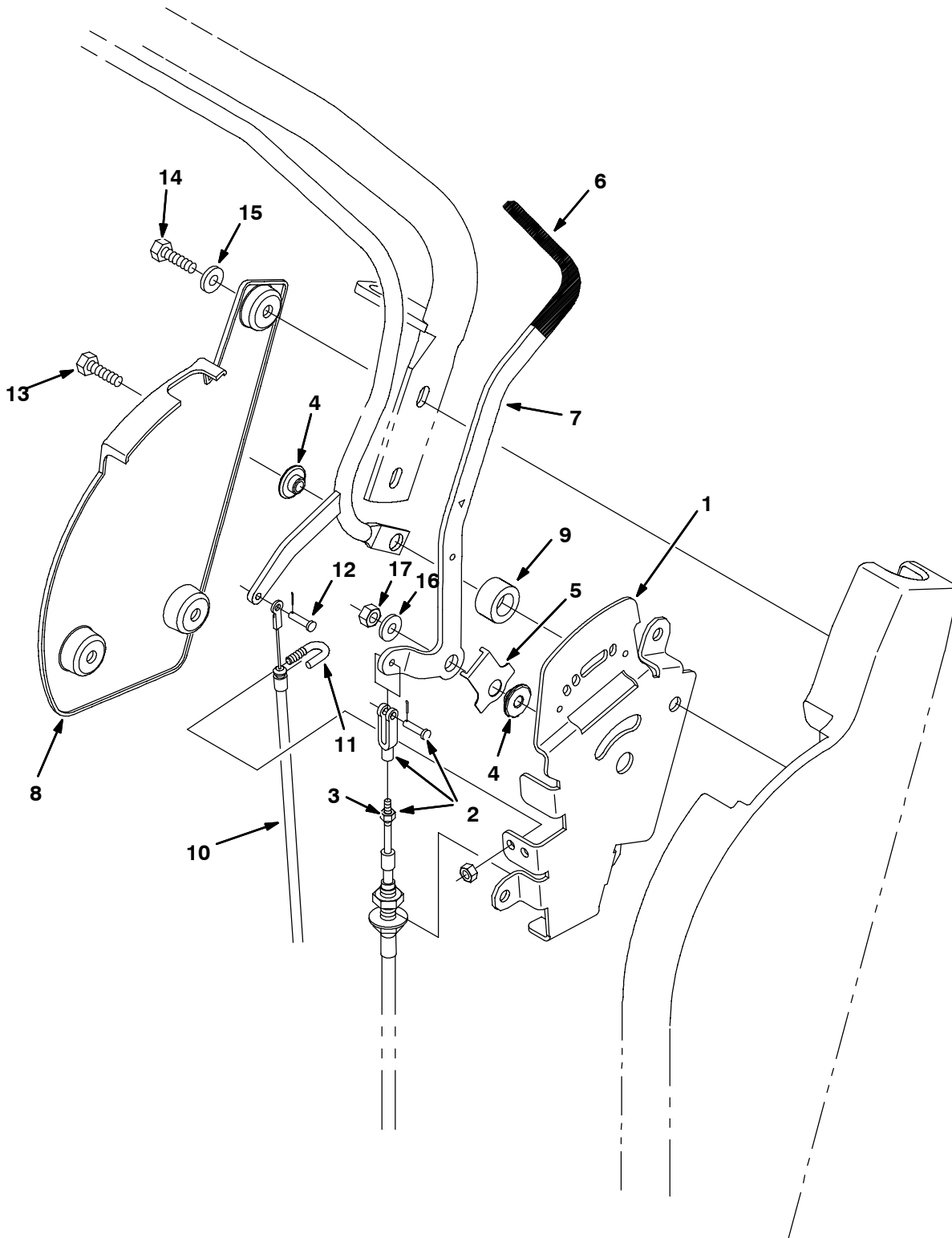


Fig. 12 - Clutch and Shift Handle Group

Ref.	Part No.	Serial Number	Description	Qty.
	1	80428	(000000-) Plate, Pivot, Lh	1
▽	2	80184	(000000-) Yoke Assy, 10-32	1
▲	3	01713	(000000-) Nut-Hx Std 10-32 G2 Pltd	1
	4	80950	(000000-) Bushing, Flanged	2
	5	80480	(000000-) Spring, Detent	1
	6	80979	(000000-) Grip, Vinyl .18X .75X 5.00	1
	7	80927	(000000-) Handle, Shift	1
	8	80589	(000000-) Plate, Access, Lh	1
	9	80496	(000000-) Spacer, Pivot .62Lg	1
	10	80192	(000000-) Cable, Pull Cl	1
	11	80425	(000000-) Bolt, Bent, M6	1
	12	36376	(000000-) Pin,Clevis, .19 Dia.X .50 Lg	1
	13	12333	(000000-) Screw, Hex, M8 X 1.25 X 25, Ss, NI	1
	14	12273	(000000-) Screw, Hex, M8 X 1.25 X 20, Ss, NI	3
	15	01685	(000000-) Washer, Flat, 0.31 Ss	3
	16	32490	(000000-) Washer, Flat, 0.25 Std	1
	17	08709	(000000-) Nut, Hex, Lock, M8 X 1.25, NI	1

Fig. 13 - Electric Motor Group

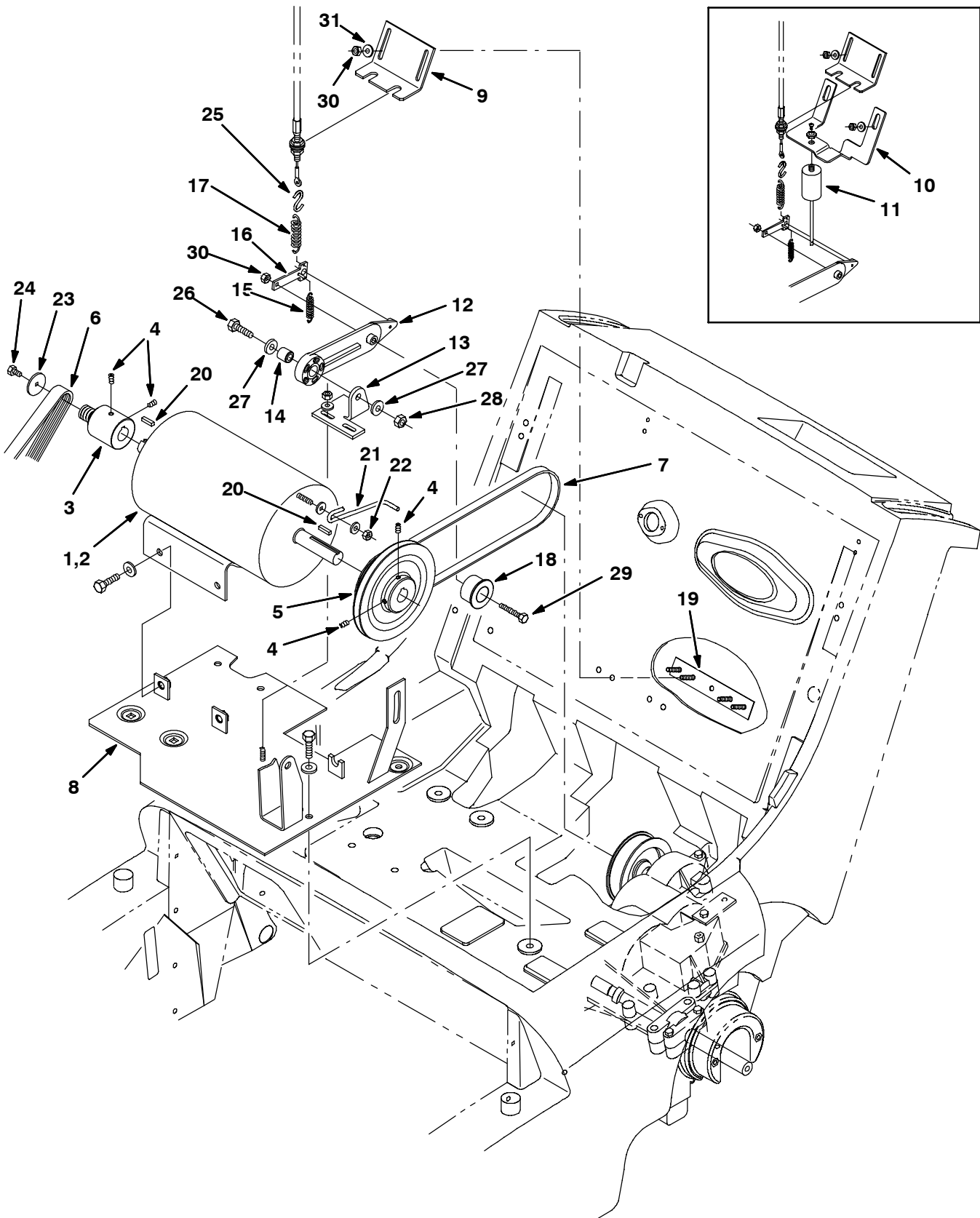


Fig. 13 - Electric Motor Group

Ref.	Part No.	Serial Number	Description	Qty.
▽	1	377431	(000000-) Motor, Ele, 24vdc 1.00hp 1750rpm 42.0a	1
▲		01739	(000000-) Brush Kit - 4 Brushes Included	1
▲		01740	(000000-) Brush Spring (1 Only)	4
▽	2	377406	(000000-) Motor, Ele, 24vdc 1.00hp 1750rpm 46.0a	1
▲		01739	(000000-) Brush Kit - 4 Brushes Included	1
▲		01740	(000000-) Brush Spring (1 Only)	4
	3	373139	(000000-) Pulley, Drive	1
	4	09162	(000000-) Scr-Set M 6X1.0 8 Nylonloc	4
	5	80242	(000000-) Sheave, 3L 2Gr 3.2Pd 5.5Pd	1
▽		80117	(000000-) Belt Kit, Main Brush, Replmt[6080/3640e]	1
▲	6	80139	(000000-) Belt, Ribbed, 36.0l [J8]	1
	7	80152	(000000-) Belt, Flat .75Wide X 33.0 Circ	1
	8	80357	(000000-) Plate Wldt, Floor, Elec	1
	9	80407	(000000-) Bracket, Cable, Clutch	1
	10	80065	(000000- xxxxxx) Bracket, Mounting, Dampener, E (Replaced by none)	1
	11	80959	(000000- xxxxxx) Dampener, Push, 15Lbs (Replaced by none)	1
	12	80405	(000000-) Arm, Clutch Pivot	1
	13	80406	(000000-) Bracket, Clutch Pivot	1
	14	80409	(000000-) Sleeve, .344B .62D .58	1
	15	378769	(000000-) Sprng,Tens, .36Od .03Wire 1.5L	1
	16	80319	(000000-) Bar, Clutch	1
	17	75575	(000000-) Spring, Tens,0.5Dx.06Wire 2.5L	1
	18	80079	(000000-) Pulley, Idler	1
	19	80408	(000000-) Plate, Cable, Clutch	1
	20	00915	(000000-) Key, Square .18x .18x 1.38	2
	21	80322	(000000-) Brake, Belt, Elec	1
	22	75934	(000000-) Nut, Hex, Lock, .25-20, NI	1
	23	41178	(000000-) Washer, Flat, Fender	1
	24	06941	(000000-) Scr, Hex, M6	1
	25	43363	(000000-) S-Hook	1
	26	06955	(000000-) Screw, Hex, M8 X 1.25 X 35, 8.8	1
	27	32491	(000000-) Washer, Flat, 0.31 Std	2
	28	08709	(000000-) Nut, Hex, Lock, M8 X 1.25, NI	1
	29	06946	(000000-) Screw, Hex, M6 X 1.0 X 35, 8.8	1
	30	08708	(000000-) Nut, Hex, Lock, M6 X 1.0, NI	3
	31	32490	(000000-) Washer, Flat, 0.25 Std	2

Fig. 14 - Battery Cover Group

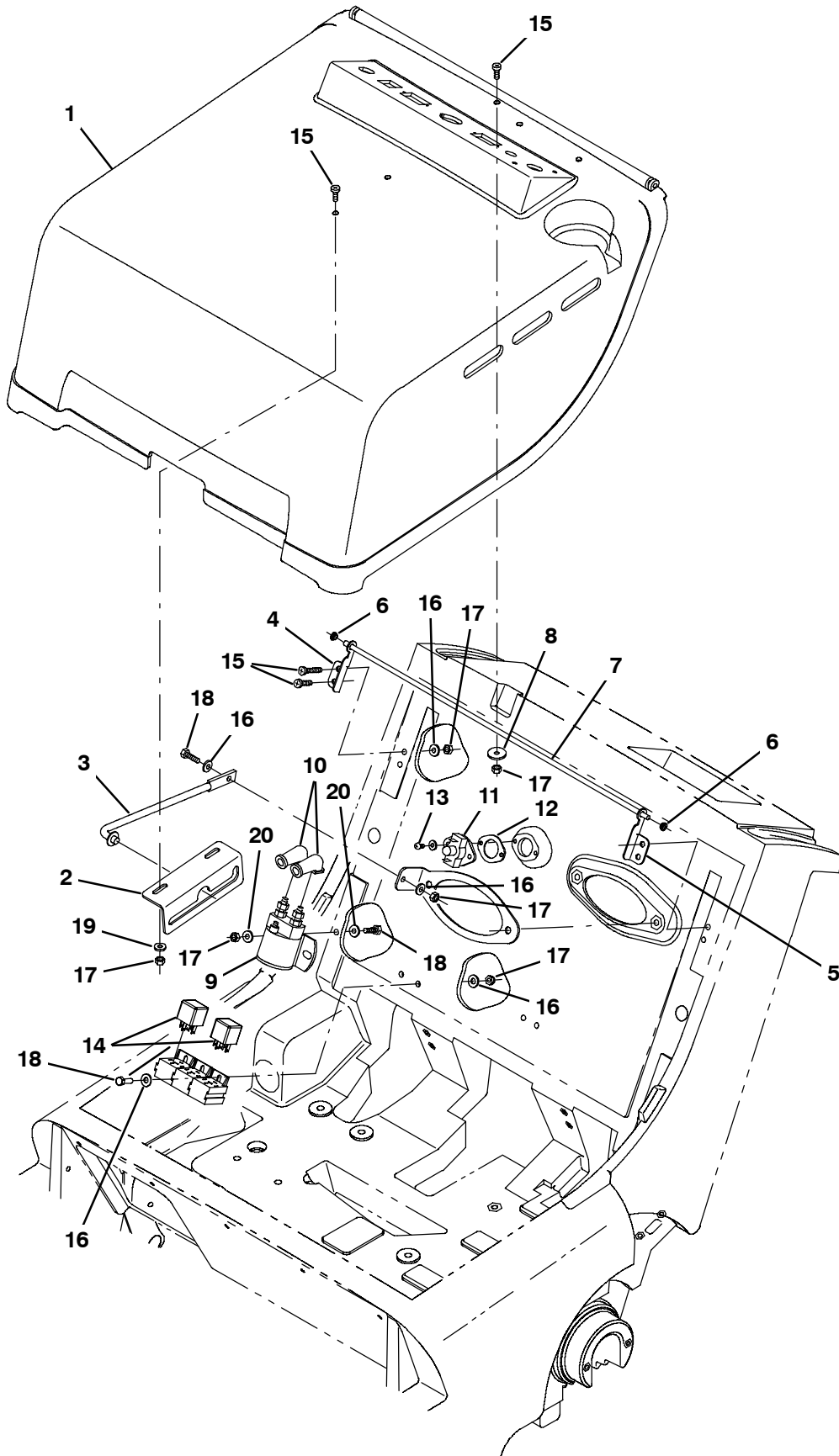


Fig. 14 - Battery Cover Group

Ref.	Part No.	Serial Number	Description	Qty.
1	80195	(000000-) Hood, E w/Labels	1
2	80364	(000000-) Bracket, Rod, Propel	1
3	54615	(000000-) Rod, Seat	1
4	80949	(000000-) Pivot, Hinge, Eng Cover, Rh,E	1
5	80837	(000000-) Pivot, Hinge, Eng Cover, Left	1
6	80921	(000000-) Bearing, Snap-In, .250 Bore	2
7	80924	(000000-) Rod, Hinge Pin, Nylon	1
8	41178	(000000-) Washer, Flat, 0.25 Fender	1
9	02424	(000000-) Contactor, 24Volt Dc	1
10	02076	(000000-) Boot, 90 Deg .50D .57X .84	2
11	02712	(000000-) Thermostat Assembly,140 Deg	1
12	82733	(000000-) Gasket, Fire Switch	1
13	49162	(000000-) Screw-Pan 08-10X.050	2
14	49309	(000000-) Relay, 24V Dc Spdt	2
15	09164	(000000-) Screw, Pan, M6 X 1.0 X 20, 4.8	7
16	32483	(000000-) Washer, Flat, 0.25 Sae	10
17	08708	(000000-) Nut, Hex, Lock, M6 X 1.0, NI	12
18	06943	(000000-) Screw, Hex, M6 X 1.0 X 20, 8.8	5
19	01684	(000000-) Washer, Flat, 0.25 Ss	2
20	32490	(000000-) Washer, Flat, 0.25 Std	4

Fig. 15 - EE Battery Cover And Circuit Breaker Group

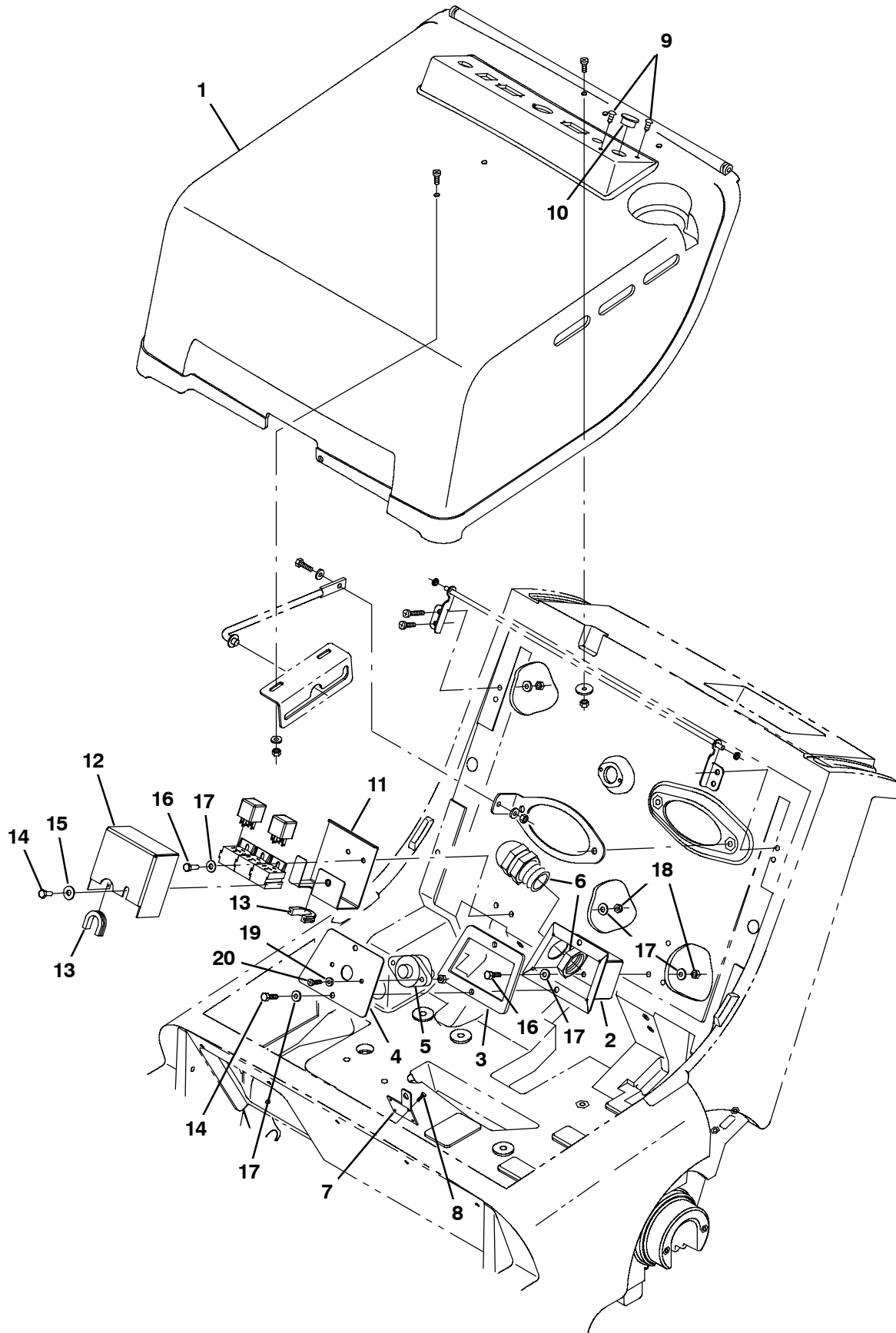
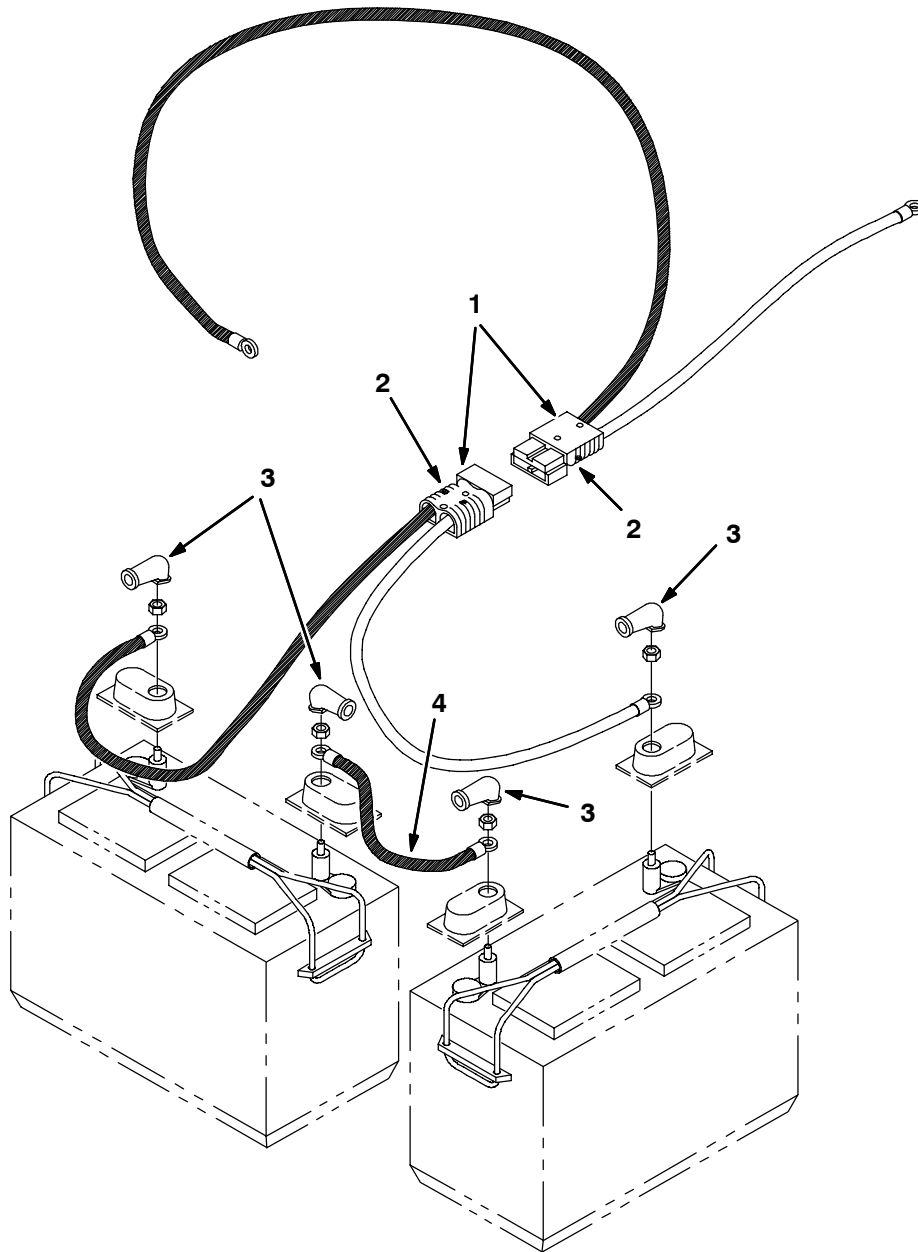


Fig. 15 - EE Battery Cover And Circuit Breaker Group

Ref.	Part No.	Serial Number	Description	Qty.
1	80196	(000000-) Hood, Ee w/Labels	1
2	80245	(000000-) Box, Circuit Breaker, Ee	1
3	80247	(000000-) Gasket, Box, Circuit Breaker	1
4	80248	(000000-) Plate, Cover, Box, Ee	1
5	375118	(000000-) Circuitbreaker, 40 Resetable	1
6	222726	(000000-) Strain Relief, .72/.97Cord	1
7	80273	(000000-) Plate, Lock, Ee	1
8	222267	(000000-) Screw, Pan, Fmg, #06 X 0.50	4
9	77399	(000000-) Plug, Hole	2
10	80287	(000000-) Plugbtn .88H .172 Max. Thk.	1
11	1045300	(000000-) Base, Cover, Relay [3640 Ee, U]	1
12	1045299	(000000-) Cover, Relay [3640 Ee, U]	1
13	10632-2	(000000-) Grommet, Rbr, 0.62id, F/0.9h, .12 Matl	2
14	06942	(000000-) Screw, Hex, M6 X 1.0 X 16, 8.8	3
15	32490	(000000-) Washer, Flat, 0.25, Std	1
16	06943	(000000-) Screw, Hex, M6 X 1.0 X 20, 8.8	4
17	32483	(000000-) Washer, Flat, 0.25, Sae	10
18	08708	(000000-) Nut, Hex, Lock, M6 X 1.00, NI	4
19	06933	(000000-) Screw, Pan, M5 X 0.80 X 16, 4.8	2
20	01683	(000000-) Washer, Flat, 0.22b 0.50d .05, Ss [#10]	2

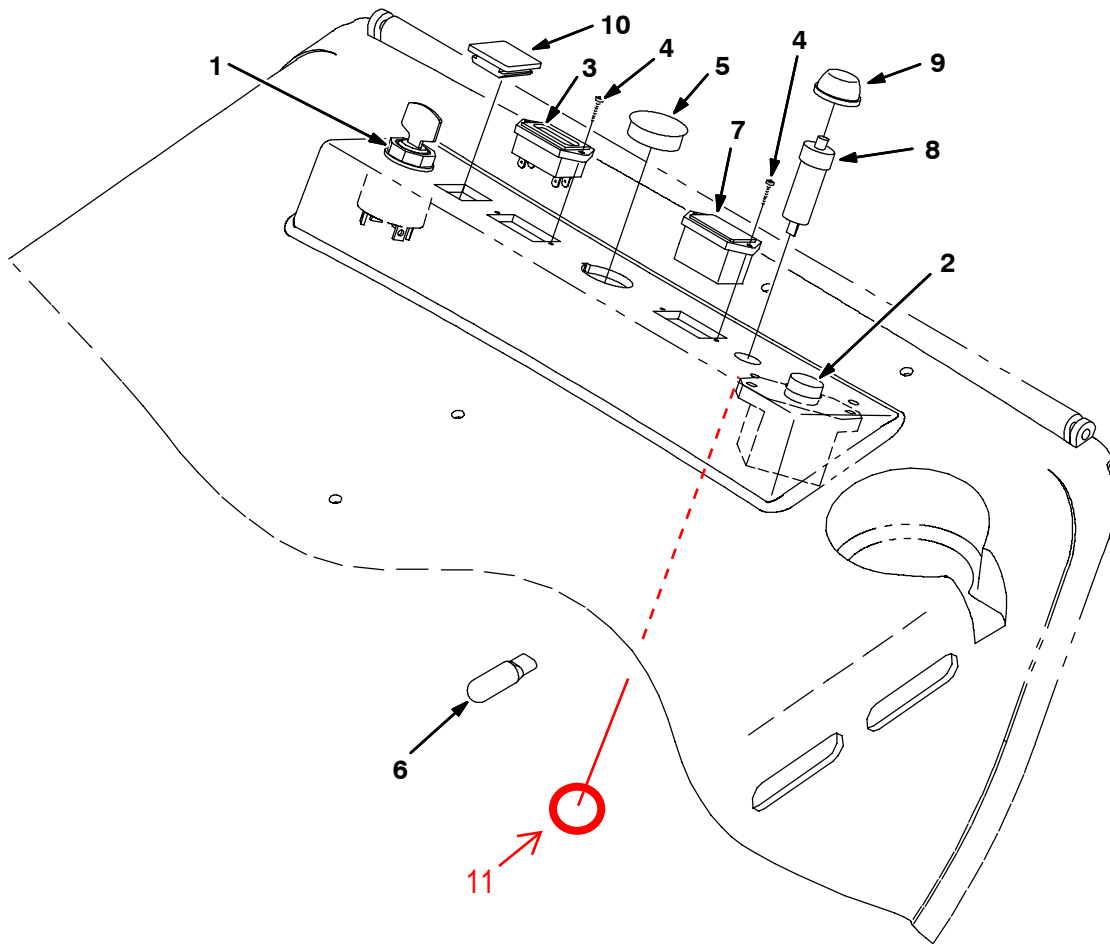
Fig. 16 - Battery Cable Harness Group



350876 - E

Ref.	Part No.	Serial Number	Description	Qty.
1	49443	(000000-)	Harness, Cable, Battery	2
2	49548	(000000-)	Connector, [Anderson], 50a, Red	1
3	02076	(000000-)	Boot, 90deg .50d .57d X .84	4
4	63735	(000000-)	Wire, 06ga 11.0l Blk .38ring /.38ring	1

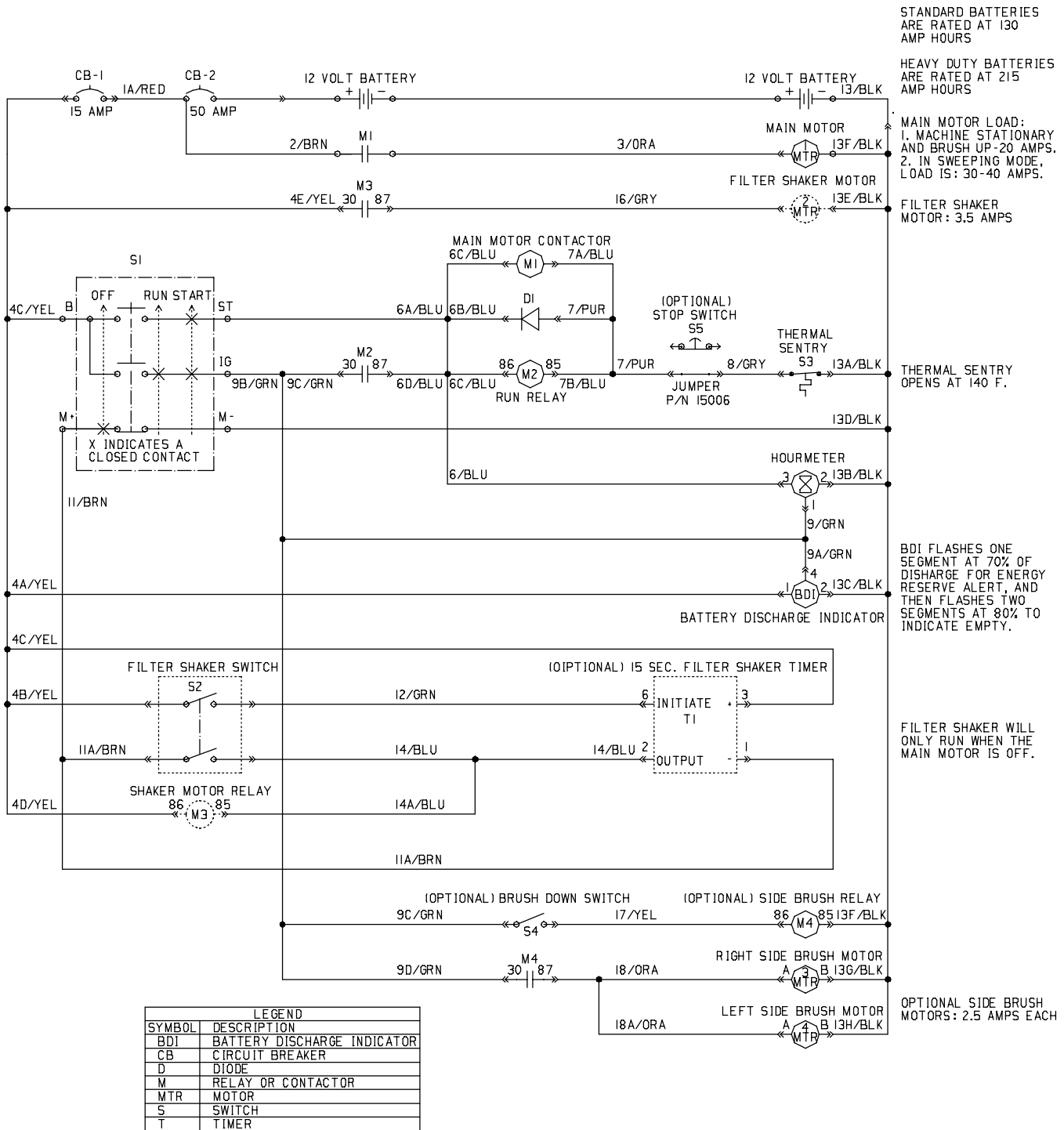
Fig. 17 - Instrument Panel Group



350880 - E

Ref.	Part No.	Serial Number	Description	Qty.
▽ 1	80331	(000000-) Switch, Key	1
▲	80181	(000000-) Key Set Rn	1
2	32891	(000000-) Circuit Breaker 50 Resetable	1
3	80327	(000000-) Meter, Discharge, Battery	1
4	222267	(000000-) Screw, Pnfmg 6X.50 Type Ab	4
5	76888	(000000-) Plugbtn 1.25H.12 Max Blacknyl	1
6	222290	(000000-) Diode, Elec, Plug	1
7	31988	(000000-) Hourmeter, Electronic	1
1045858	57803	(000000-) Breaker-Circuit, 15A Resetable	1
1046173	57751	(000000-) Boot,Circuit Breaker	1
10	80277	(000000-) Plug, Switch	1
11	1046176		Retaining Ring	1

Fig. 18 - Electrical Schematic



350889 - E

Fig. 19 - Wire Harness Group, EE

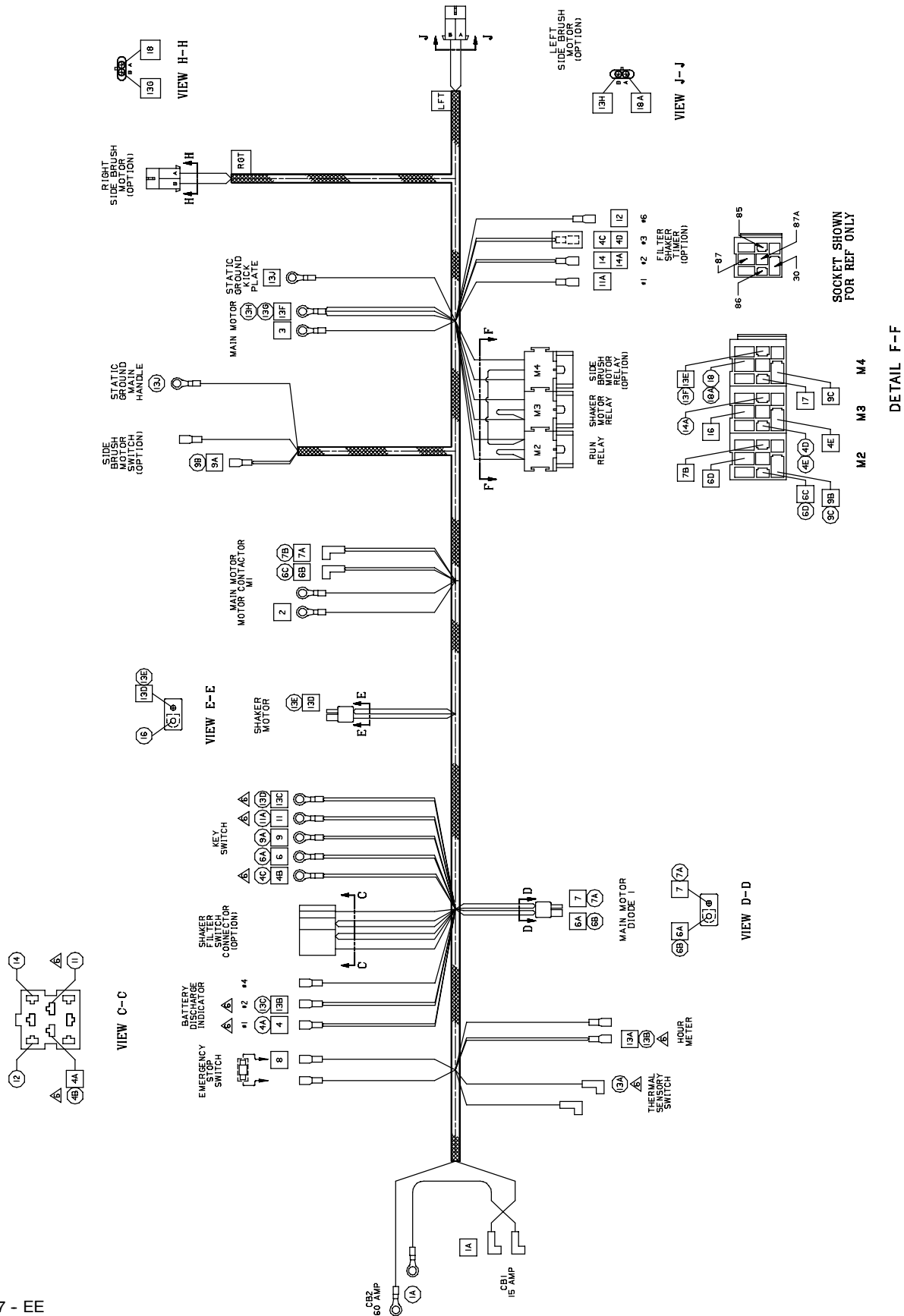
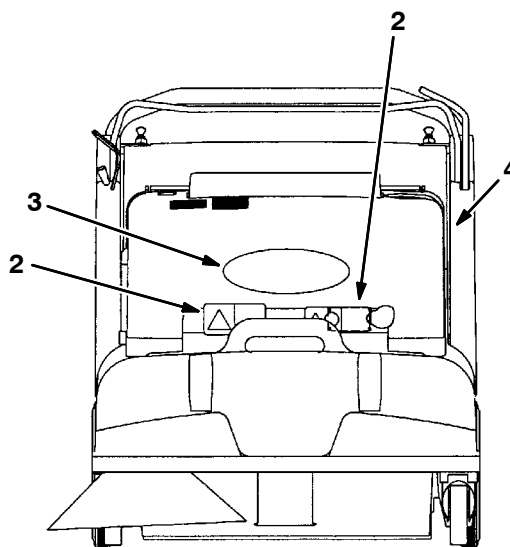
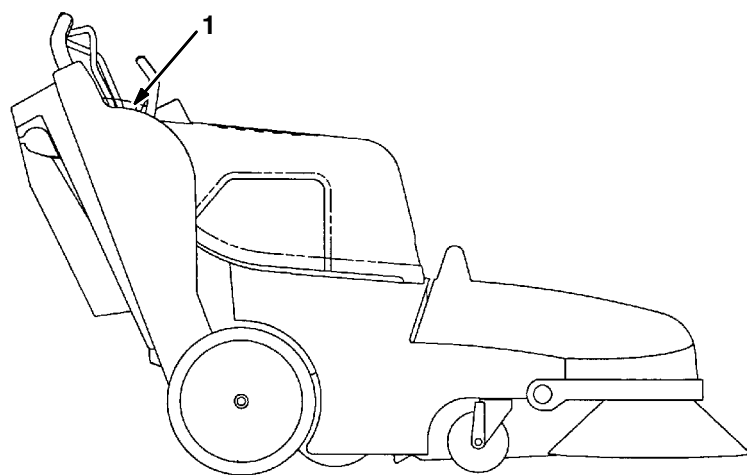
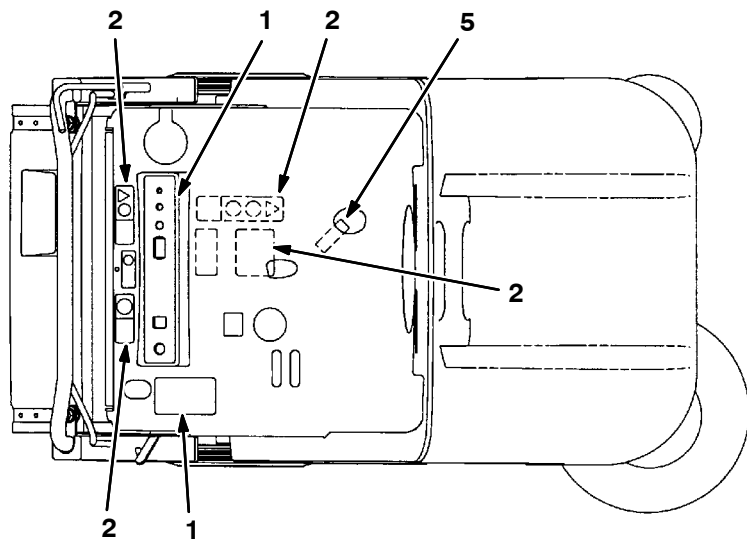


Fig. 19 - Wire Harness Group

351320, 351317 - E, EE

Ref.	Part No.	Serial Number	Description	Qty.
1	80602	(000000-)	Harness, Wire, Main E	1
2	80229	(000000-)	Harness, Wire, Main EE	1

Fig. 20 - Label Group



350910 - E, EE

Ref.	Part No.	Serial Number	Description	Qty.
1	80349	(000000-) Label Set, Operational 3640 E	1
2	80951	(000000-) Label Set, Info & Hzd 3640	1
3	09806	(000000-) Label, Tennant Logo	1
4	08823	(000000-) Label, EE	1
5	80112	(000000-) Label, Charger Connection	1

SECTION 3

Contents	Page
Fig. 1 - Hopper Dump Assist Kit	3-2
Fig. 2 - Dual Side Brush Kit	3-4
Fig. 3 - Panel Filter Kit	3-6
Fig. 4 - Vacuum Bag Kit	3-8
Fig. 5 - High Flow To Standard Panel Kit	3-10
Fig. 6 - High Flow To Standard Bag Kit	3-12
Fig. 7 - Standard To High Air Flow Kit	3-14
Fig. 8 - High Flow Vacuum Wand Kit	3-16
Fig. 9 - Vacuum Wand Extend Kit	3-18
Fig. 10 - Wide Track Wheels Kit	3-20
Fig. 11 - Battery Kit, 130AH, Wet	3-22
Fig. 12 - Battery Kit, 215AH, Wet	3-24
Fig. 13 - Battery Charger Group, 24V/11A (130Ah batteries), 1029216	3-25
Fig. 14 - Battery Charger Group, 24V/19A (215Ah batteries), 1029256	3-26
Fig. 15 - Steel Static Chain Kit	3-27
Fig. 16 - Hinge Repair Kit	3-28
Fig. 17 - Battery Cutout Button Kit	3-30
Fig. 18 - Carpet Sweeping Kits, 130AH	3-31
Fig. 19 - Carpet Sweeping Kits, 215AH	3-32
Fig. 20 - Main Brush Downpressure Kit	3-33
Fig. 21 - Documentation Group	3-34

Fig. 1 - Hopper Dump Assist Kit

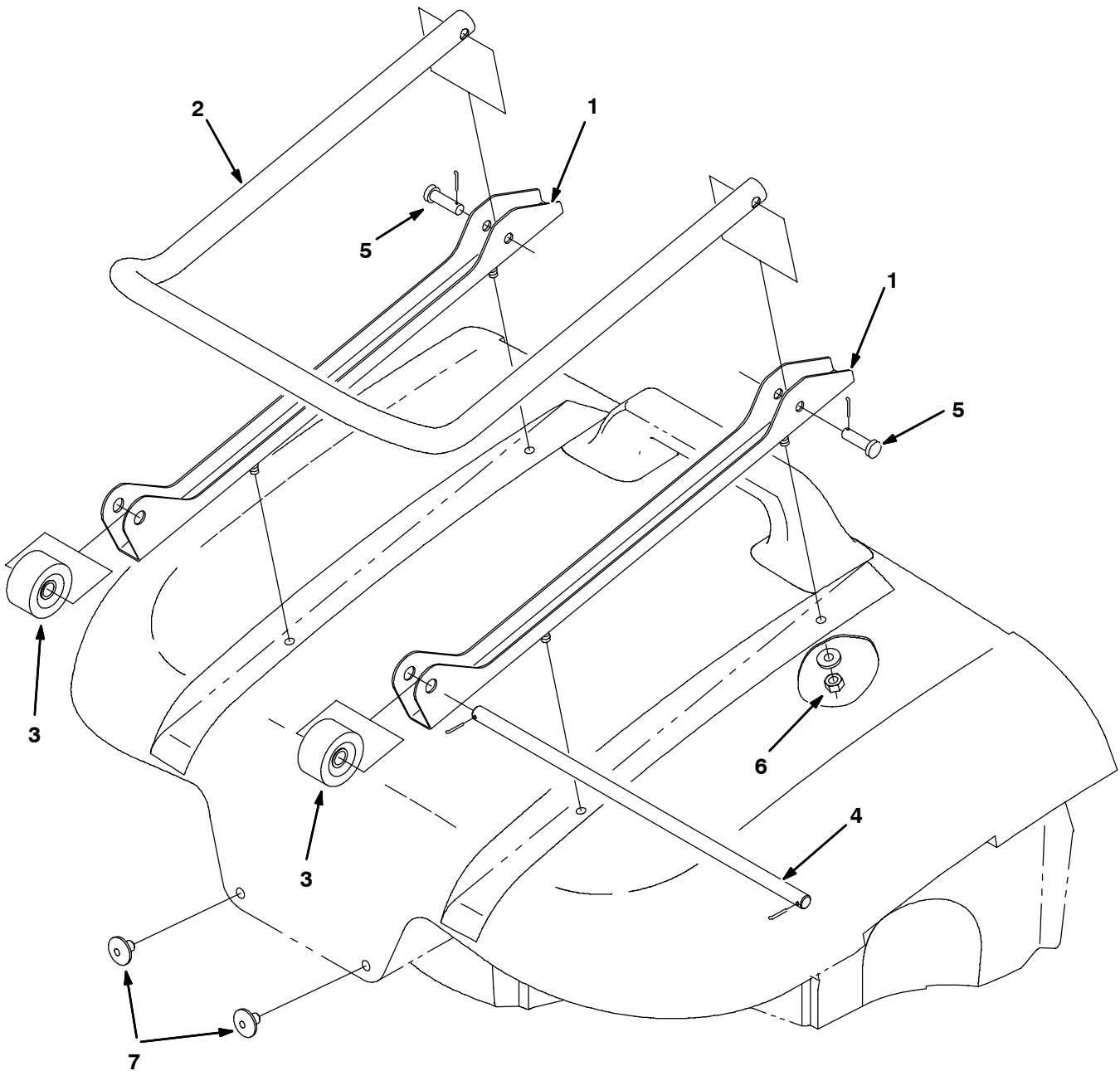


Fig. 1 - Hopper Dump Assist Kit

	Ref.	Part No.	Serial Number	Description	Qty.
▽		80249	(000000-) Hopper Dump Assist Kit	1
▲	1	80960	(000000-) Bracket, Hopper Assist	2
▲	2	80961	(000000-) Handle, Hopper Assist	1
▲	3	222403	(000000-) Wheel, 2.0 Dia	2
▲	4	80289	(000000-) Shaft, Hopper Assist	1
▲	5	29557	(000000-) Pin,Clevis,0.37 Dia.X 1.25 Lg	2
▲	6	08713	(000000-) Nut-Hxlocnyln M 8X1.25 Reg Ss	4
▲	7	80300	(000000-) Button, Wear	2

Fig. 2 - Dual Side Brush Kit

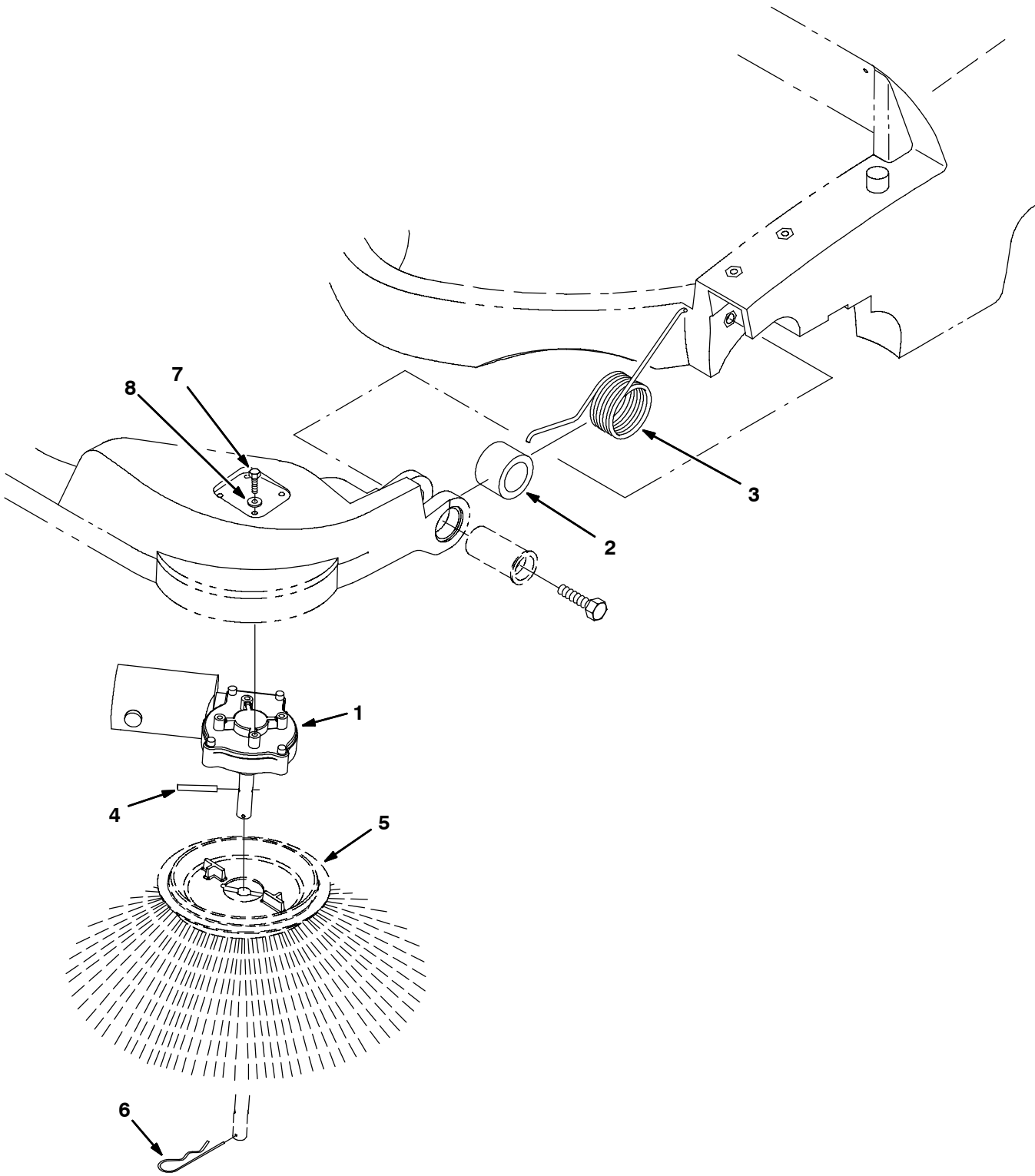


Fig. 2 - Dual Side Brush Kit

	Ref.	Part No.	Serial Number	Description	Qty.
▽		378763	(000000-) Kit, Brush, Side, Dual, 24V	1
▲▽	1	1008272	(000000-) Motor, Ele, 24vdc 0.08hp 0068rpm 04.5a	1
▲▲		80125	(000000-) Brush & Spring Assy	1
▲▲		80127	(000000-) Cap, Brush	2
▲▲		369795	(000000-) Holder, Brush	2
▲▲		369796	(000000-) Clip	2
▲	2	80321	(000000-) Sleeve	1
▲	3	379206	(000000-) Spring, Torsion	1
▲	4	11516	(000000-) Pin	1
▲	5	80042	(000000-) Side Brush	1
▲	6	02942	(000000-) Pin, Hair Cotter	1
▲	7	06943	(000000-) Screw, Hex, M6 X 1.0 X 20, 8.8	4
▲	8	32490	(000000-) Washer, Flat, 0.25 Std	4

Fig. 3 - Panel Filter Kit

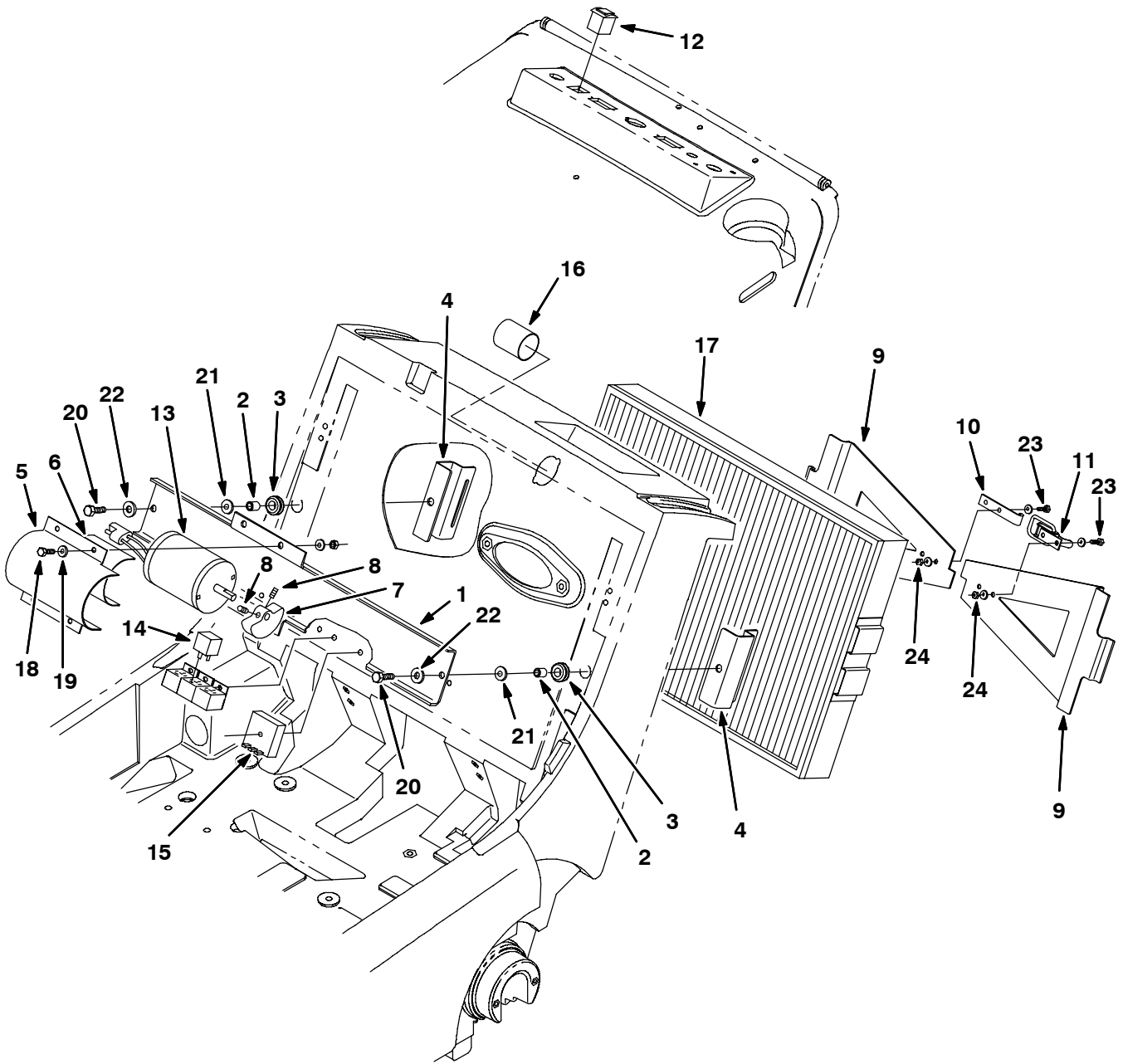


Fig. 3 - Panel Filter Kit

	Ref.	Part No.	Serial Number	Description	Qty.
▽		80243	(000000-) Panel Filter Kit 24V	1
▲	1	80436	(000000-) Bar, Shaker Motor	1
▲	2	360930	(000000-) Sleeve, .318B .50D .65Ss	2
▲	3	87515	(000000-) Grommet,Rbr,0.50ld,For .25Matl	2
▲	4	379218	(000000-) Bracket, Shaker	2
▲	5	80437	(000000-) Strap, Shaker Motor	1
▲	6	44893	(000000-) Bar-Flt .06T 3.90W 10.00L Rbr	1
▲	7	55130	(000000-) Weight, Eccentric	1
▲	8	20634	(000000-) Set Screw	2
▲	9	80033	(000000-) Bracket, Retainer	2
▲	10	80107	(000000-) Strike, Latch	1
▲	11	23709	(000000-) Catch,Draw Pull	1
▲	12	80296	(000000-) Switch, Rocker, Dpst	1
▲	13	80461	(000000-) Motor, Shaker 24V	1
▲	14	49309	(000000-) Relay, 24V Dc Spdt	1
▲	15	80328	(000000-) Timer 24V	1
▲	16	80050	(000000-) Tube, Hose Cuff	1
▲	17	1037199	(000000-) Filter, Panl, Dust, 2.7 X 15.0 X 22.0	1
▲	18	06942	(000000-) Screw, Hex, M6 X 1.0 X 16, 8.8	4
▲	19	32490	(000000-) Washer, Flat, 0.25 Std	4
▲	20	09023	(000000-) Screw, Hex, M8 X 1.25 X 35, Ss, Fl	2
▲	21	32486	(000000-) Washer, Flat, 0.50 Sae	2
▲	22	01685	(000000-) Washer, Flat, 0.31 Ss	2
▲	23	12312	(000000-) Screw, Hex, M5 X 0.8 X 12, 8.8	4
▲	24	06549	(000000-) Nut, Hex, Lock, M5 X 0.8, NI	4

Fig. 4 - Vacuum Bag Kit

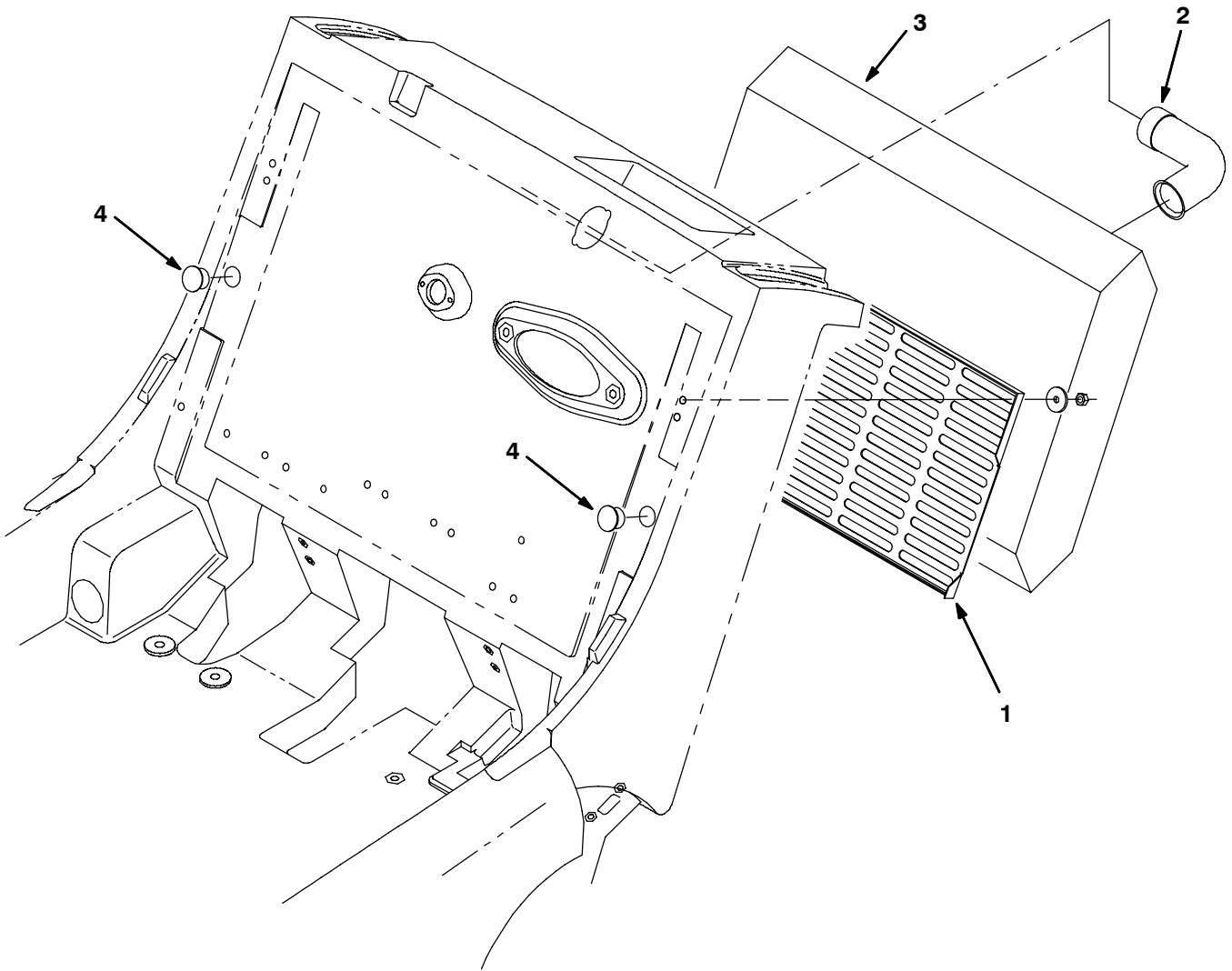


Fig. 4 - Vacuum Bag Kit

	Ref.	Part No.	Serial Number	Description	Qty.
▽		80301	(000000-) Conv Kit. Panel Filter To Bag	1
▲	1	80103	(000000-) Screen, Vacuum Bag	1
▲	2	80433	(000000-) Tube, Vacuum	1
▲	3	80432	(000000-) Bag, Vacuum, Disposable 10Pk	1
▲	4	80288	(000000-) Plug Button	2

Fig. 5 - High Flow To Standard Panel Kit

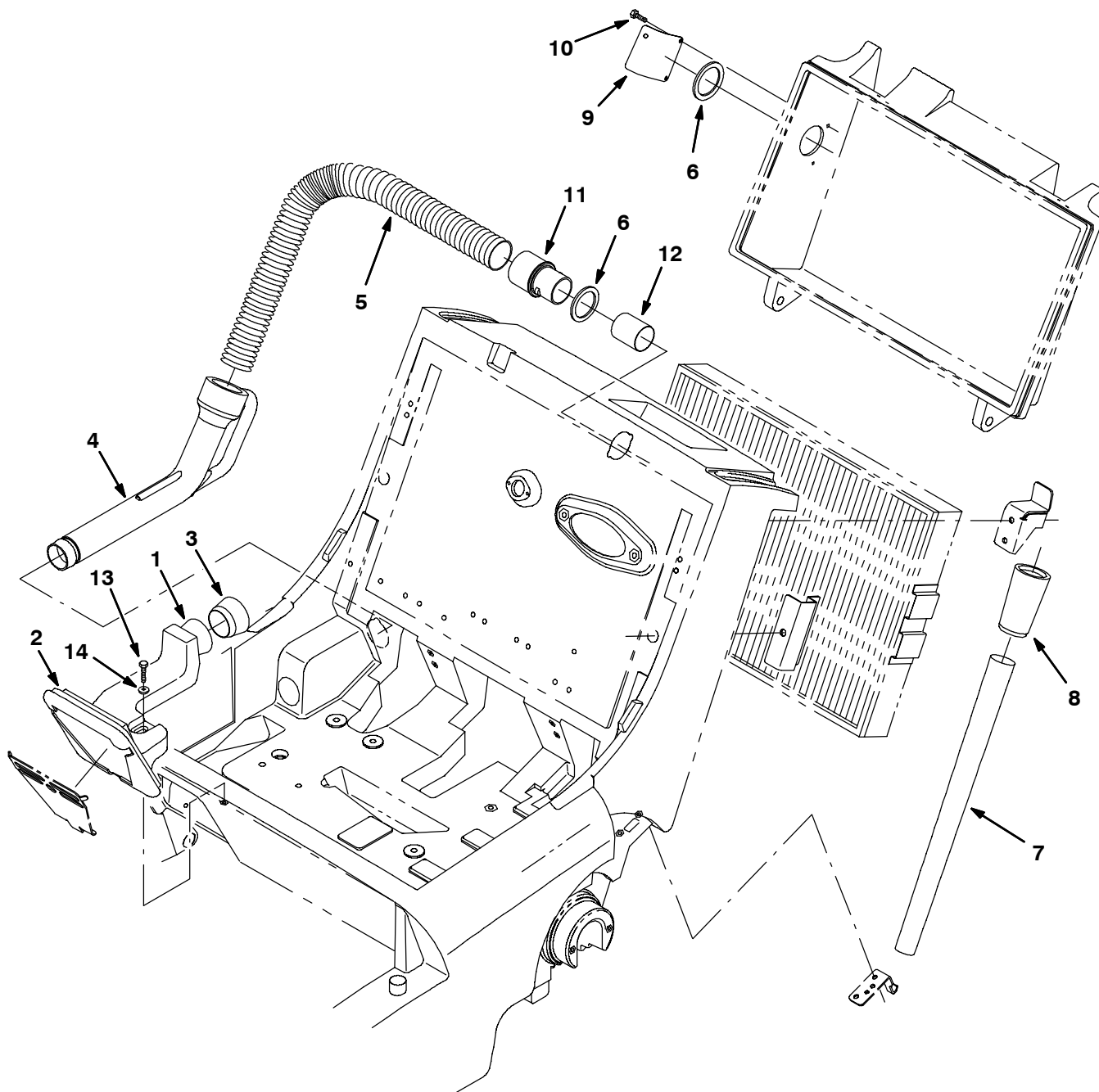


Fig. 5 - High Flow To Standard Panel Kit

	Ref.	Part No.	Serial Number	Description	Qty.
	▽	373148	(000000-)	Kit, High Air Flow To Std, Pan	1
	▲▽	373129	(000000-)	Kit, Replmt Vacuum Chamber	1
9005838	▲▲	1 373126	(000000-)	Chamber, Vacuum	1
	▲▲	2 80096	(000000-)	Seal, Chamber	1
	▲▲	3 373125	(000000-)	Seal, Vac Wand	1
9005837	▲▲	4 373124	(000000-)	Nozzle, Wand 1.8	1
	▲	5 80464	(000000-)	Hose, Flex	1
	▲	6 80392	(000000-)	Gasket, Cuff	2
	▲	7 80354	(000000-)	Wand, Vacuum	1
	▲	8 80299	(000000-)	Coupling, Vac-Wand	1
	▲	9 373145	(000000-)	Cover, Hole	1
	▲	10 20394	(000000-)	Screw, Hex, #10	3
	▲	11 80270	(000000-)	Cuff, Flex	1
	▲	12 80050	(000000-)	Tube, Hose	1
	▲	13 06945	(000000-)	Screw, Hex, M6 X 1.0 X 30, 8.8	1
	▲	14 32490	(000000-)	Washer, Flat, 0.25 Std	1

Fig. 6 - High Flow To Standard Bag Kit

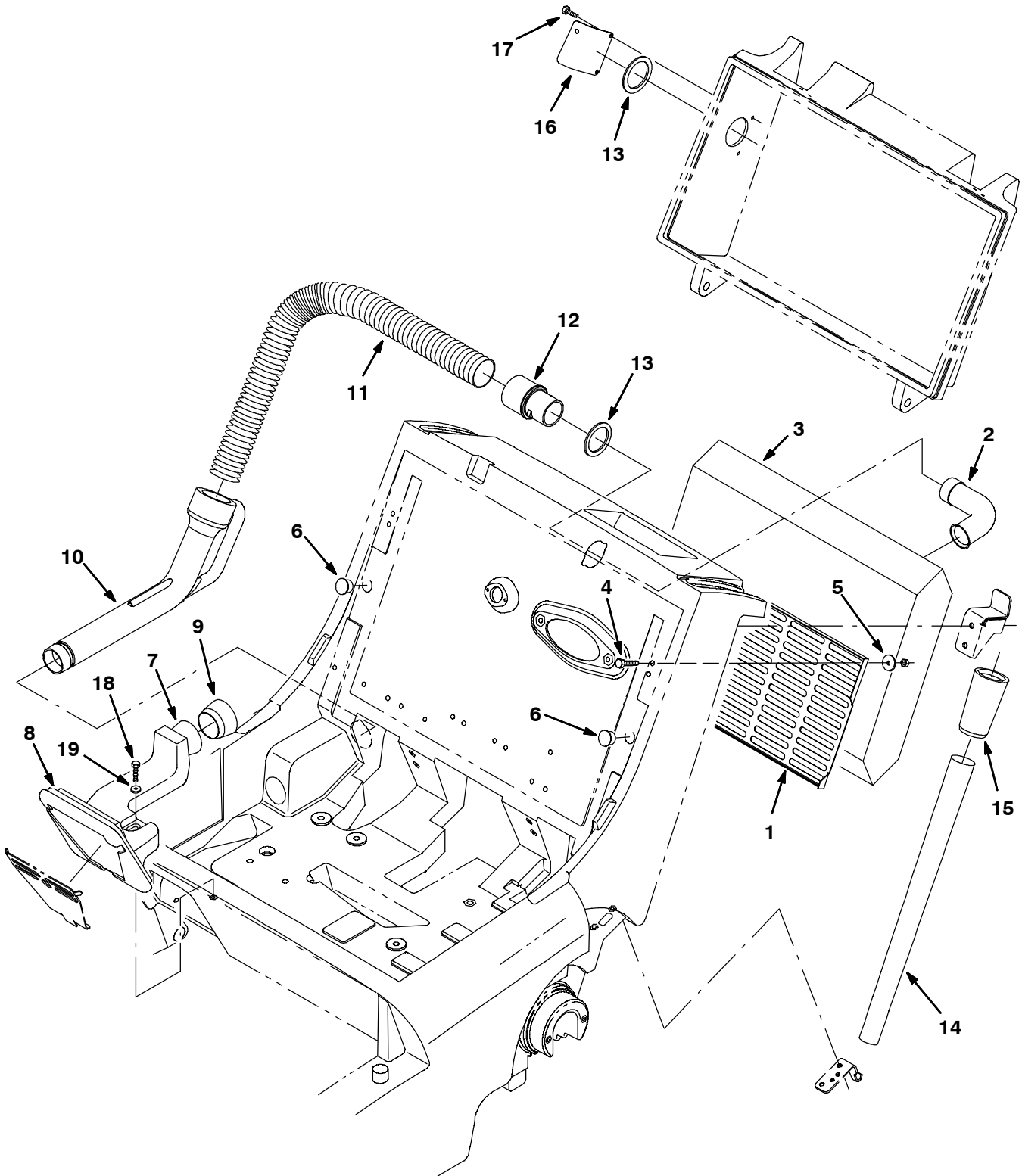


Fig. 6 - High Flow To Standard Bag Kit

	Ref.	Part No.	Serial Number	Description	Qty.
	▽	373152	(000000-)	Kit, Hi-Flow To Std, Bag	1
	▲	1 80103	(000000-)	Screen, Vacuum Bag	1
	▲	2 80433	(000000-)	Tube, Vacuum	1
	▲	3 80432	(000000-)	Bag, Vacuum, Disposable 10Pk	1
	▲	4 09258	(000000-)	Screw, Pan, M06-1.0 X 40, 4.8	2
	▲	5 41178	(000000-)	Washer, Flat, .25 Fender	2
	▲	6 80288	(000000-)	Plug Button	2
	▲▽	373129	(000000-)	Kit, Replmt Vacuum Chamber	1
9005838	▲▲	7 373126	(000000-)	Chamber, Vacuum	1
	▲▲	8 80096	(000000-)	Seal, Chamber	1
	▲▲	9 373125	(000000-)	Seal, Vac Wand	1
9005837	▲▲	10 373124	(000000-)	Nozzle, Wand 1.8	1
	▲	11 80464	(000000-)	Hose, Flex	1
	▲	12 80270	(000000-)	Cuff, Flex	1
	▲	13 80392	(000000-)	Gasket, Cuff	2
	▲	14 80354	(000000-)	Wand, Vacuum	1
	▲	15 80299	(000000-)	Coupling, Vac-Wand	1
	▲	16 373145	(000000-)	Cover, Hole	1
	▲	17 20394	(000000-)	Screw, Hex, #10	3
	▲	18 06945	(000000-)	Screw, Hex, M6 X 1.0 X 30, 8.8	1
	▲	19 32490	(000000-)	Washer, Flat, 0.25 Std	1

Fig. 7 - Standard To High Air Flow Kit

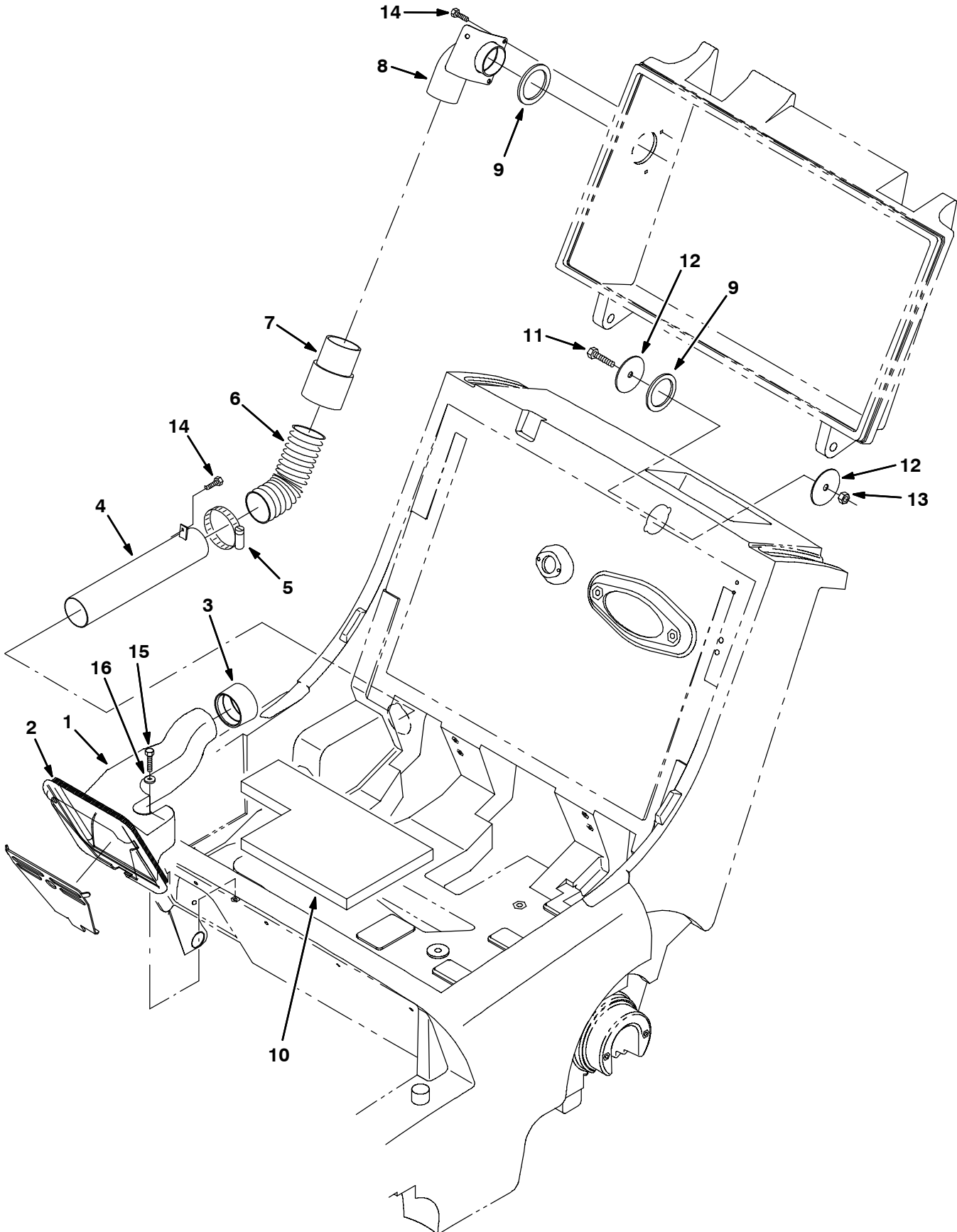


Fig. 7 - Standard To High Air Flow Kit

	Ref.	Part No.	Serial Number	Description	Qty.
	▽	373121	(000000-) Kit, High Vac System Airflow	1
9005836	▲	1 373115	(000000-) Housing, Vacuum Hi Flow	1
	▲	2 80096	(000000-) Seal, Chamber	1
	▲	3 373116	(000000-) Seal, Tube, Vacuum	1
	▲	4 373123	(000000-) Tube, Vacuum	1
	▲	5 22297	(000000-) Clamp, Wormdrive	1
	▲	6 373118	(000000-) Hose, Flex	1
	▲	7 83285	(000000-) Cuff, Hose	1
	▲	8 373113	(000000-) Coupling, Hose, Elbow	1
	▲	9 80392	(000000-) Gasket, Cuff	2
	▲	10 373119	(000000-) Spacer, Battery	1
	▲	11 76570	(000000-) Screw, Hex, M08-1.25 X 30, 8.8	1
	▲	12 373117	(000000-) Washer, Flat, 0.38b 2.25d .07, Stl, Pnt	2
	▲	13 08709	(000000-) Nut, Hex, Lock, M08-1.25	1
	▲	14 20394	(000000-) Screw, Hex, #10	3
	▲	15 06945	(000000-) Screw, Hex, M6 X 1.0 X 30, 8.8	1
	▲	16 32490	(000000-) Washer, Flat, 0.25 Std	1

Fig. 8 - High Flow Vacuum Wand Kit

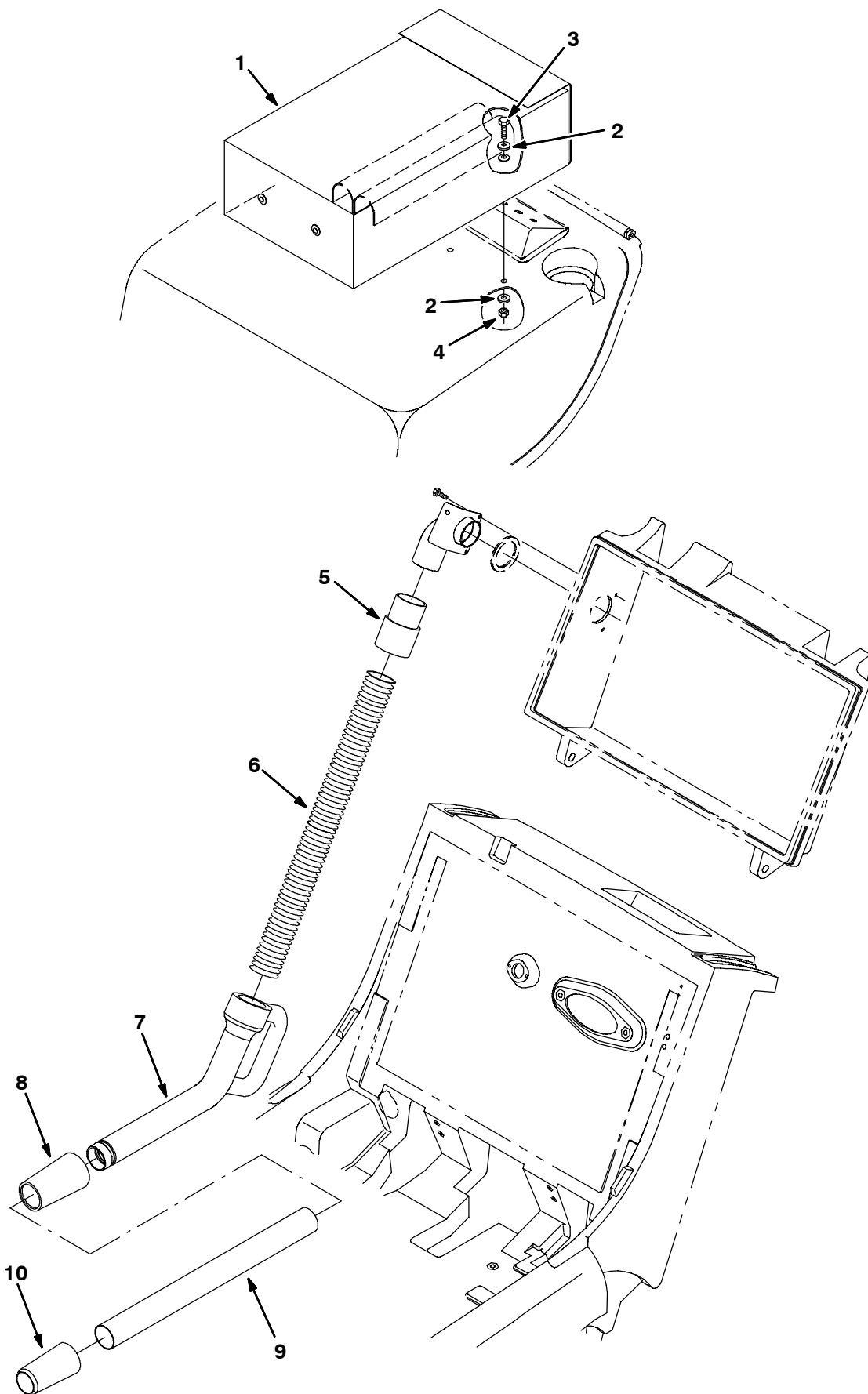


Fig. 8 - High Flow Vacuum Wand Kit

	Ref.	Part No.	Serial Number	Description	Qty.
▽		373137	(000000-)	Kit, Vac Wand F/Hi Air Flow	1
▲	1	65580	(000000-)	Bag, Power	1
▲	2	32492	(000000-)	Washer, Flat, .38 Hard	4
▲	3	39277	(000000-)	Screw, Hex, M08-1.25 X 25, 8.8	2
▲	4	08709	(000000-)	Nut, Hex, Lock, M08-1.25	2
▲	5	83285	(000000-)	Cuff, Hose	1
▲	6	83289	(000000-)	Hose, Flex	1
9005835 ▲	7	83286	(000000-)	Nozzle, Vac Wand	1
▲	8	83287	(000000-)	Coupling, Vac Wand	1
▲	9	379204	(000000-)	Tube, Vac Wand	1
▲	10	80299	(000000-)	Coupling, Vac-Wand	1

Fig. 9 - Vacuum Wand Extend Kit

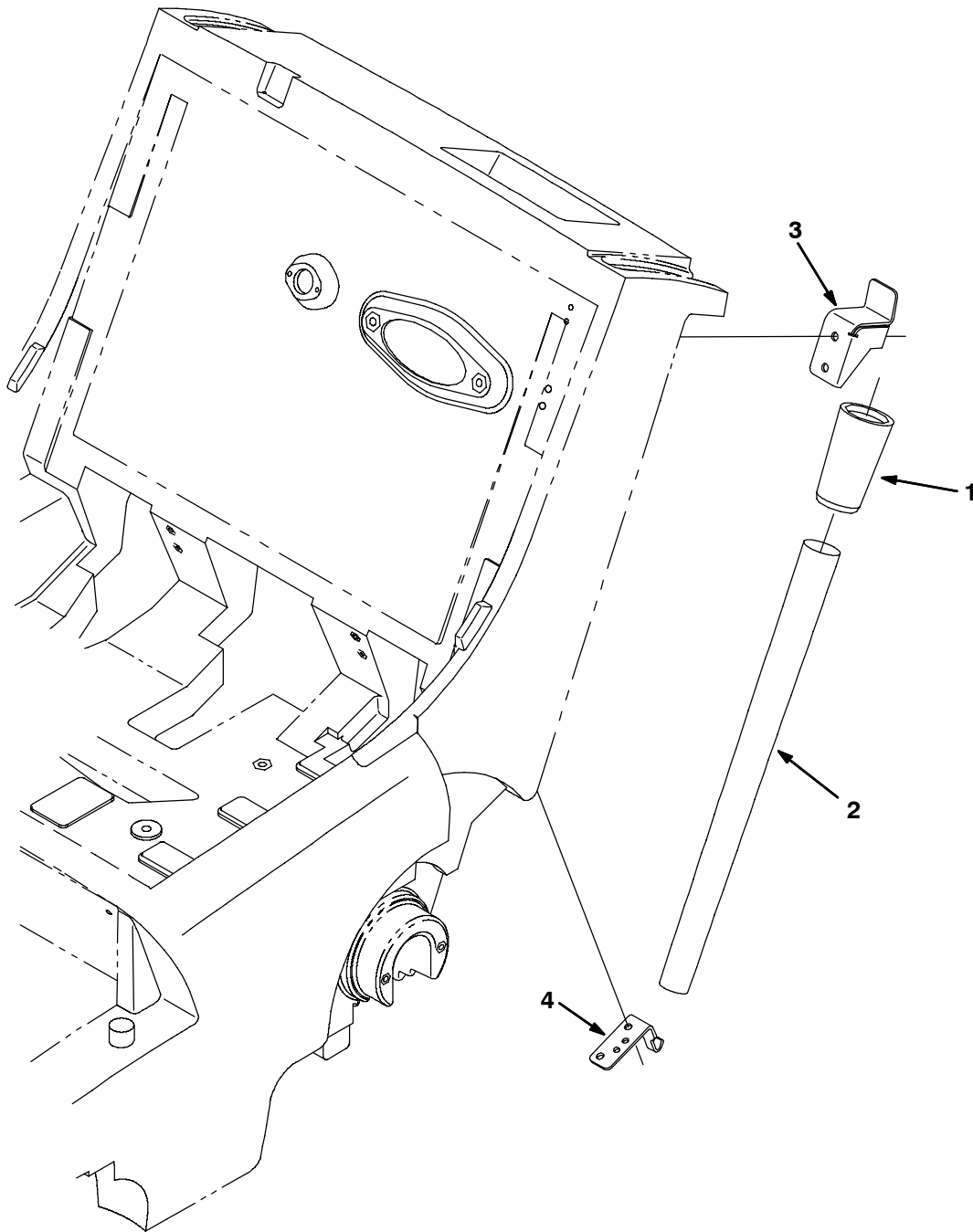


Fig. 9 - Vacuum Wand Extend Kit

	Ref.	Part No.	Serial Number	Description	Qty.
▽		373106	(000000-)	Kit, Vacuum Wand, Extend	1
▲	1	80299	(000000-)	Coupling, Vac-Wand	1
▲	2	80354	(000000-)	Wand, Vacuum	1
▲	3	80106	(000000-)	Bracket, Handle, Stop	1
▲	4	80113	(000000-)	Plate, Cable, Mount	1

Fig. 10 - Wide Track Wheels Kit

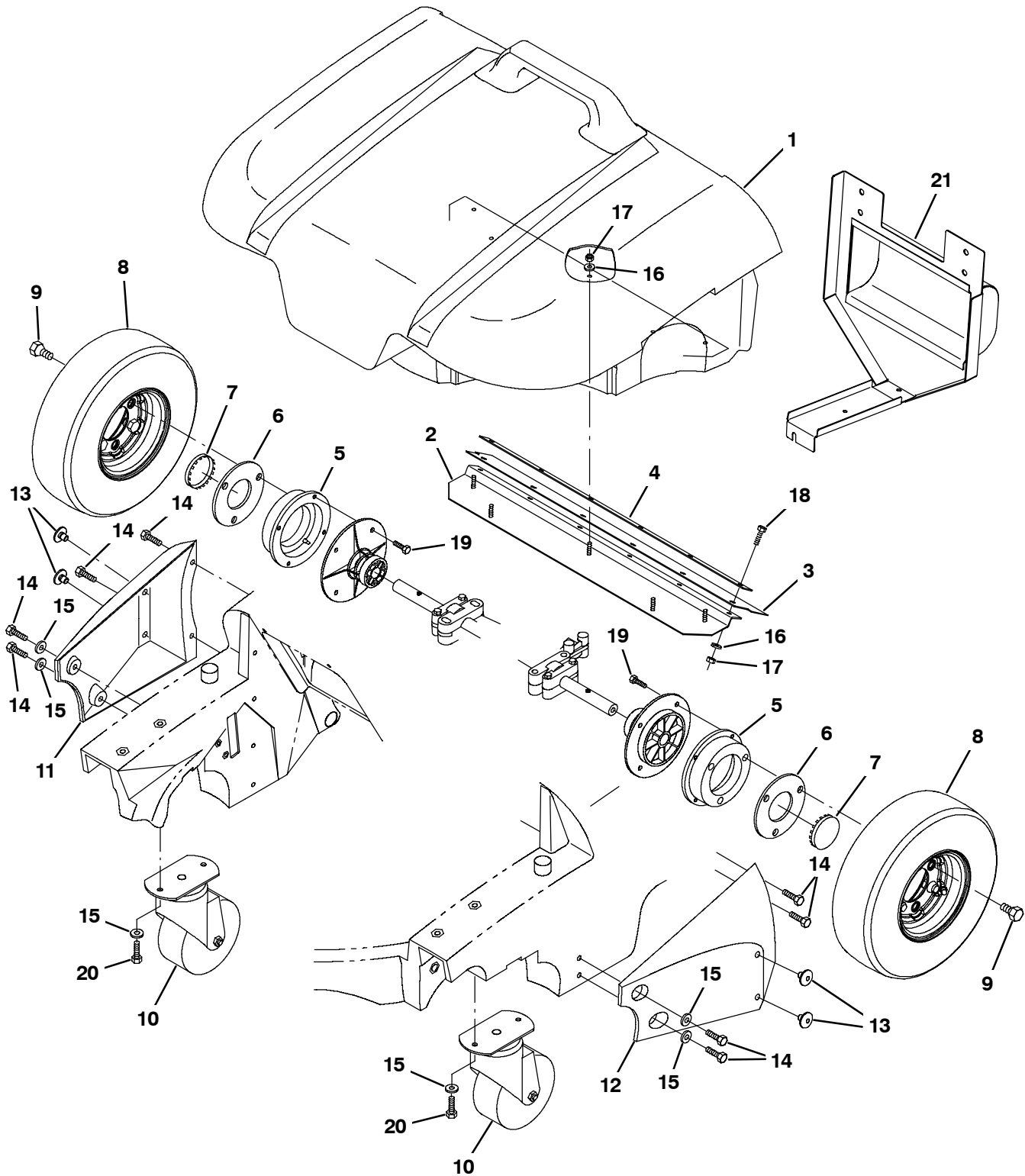


Fig. 10 - Wide Track Wheels Kit

	Ref.	Part No.	Serial Number	Description	Qty.
		80252	(000000-) Kit, Wheels, Wide Track 6080	1
9005834	▲	1 80294	(000000-) Hopper, Wide Track	1
	▲	2 80220	(000000-) Plate, Wear	1
	▲	3 373142	(000000-) Skirt, Hopper	1
	▲	4 80230	(000000-) Retainer, Lip	1
	▲	5 80211	(000000-) Adaptor, Wheel	2
	▲	6 80306	(000000-) Plate, Hub-Cap	2
	▲	7 47178-6	(000000-) Plugbtn 2.00H .04-.19 Chromstl	2
	▲	8 78572	(000000-) Tire & Rim Assy, Black Pneumat	2
	▲	9 80276	(000000-) Bolt, Lug,	6
	▲	10 379232	(000000-) Caster, Swivel, 5.0 D 2.0w, 2-Hole Neo	2
	▲	11 80216	(000000-) Guard, Wheel , Right	1
	▲	12 378803	(000000-) Guard, Wheel, Left	1
	▲	13 80300	(000000-) Button, Plug	4
	▲	14 39394	(000000-) Screw, Hex, .31-.09 X 1.25, Wood	8
	▲	15 32491	(000000-) Washer, Flat, 0.31 Std	4
	▲	16 01684	(000000-) Washer, Flat, 0.25 Ss	11
	▲	17 08712	(000000-) Nut, Hex, Lock, M6 X 1.0, Ss, NI	11
	▲	18 08716	(000000-) Screw, Hex, M6 X 1.0 X 20, Ss	6
	▲	19 87308	(000000-) Screw, Hex, M6 X 1.0 X 12, 8.8	8
	▲	20 16735	(000000-) Screw, Hex, M8 X 1.25 X 16, 8.8	4
	▲	21 379229	(000000-) Plate Wldt, Back, Stop, Hd	1

Fig. 11 - Battery Kit, 130AH, Wet

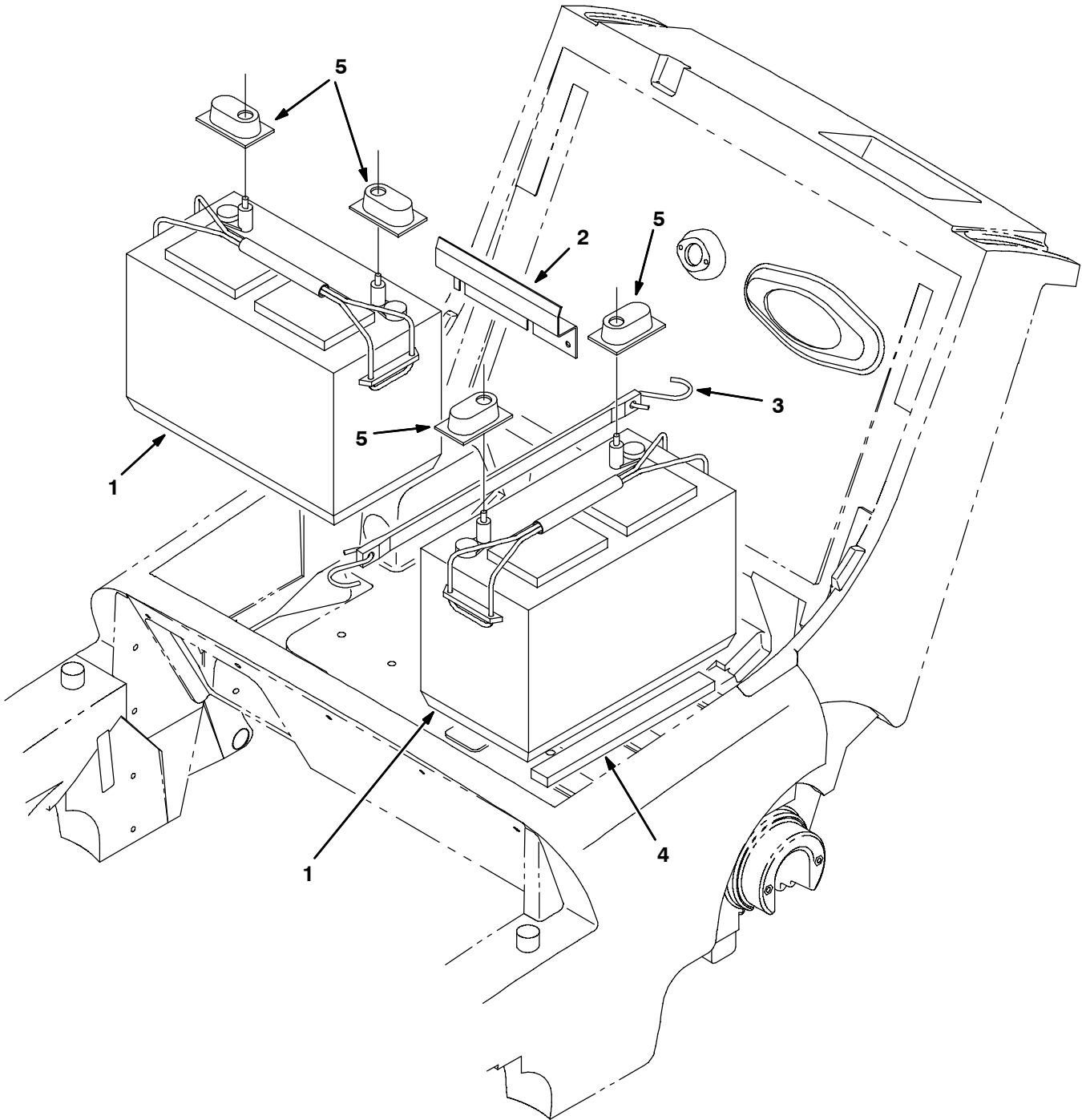
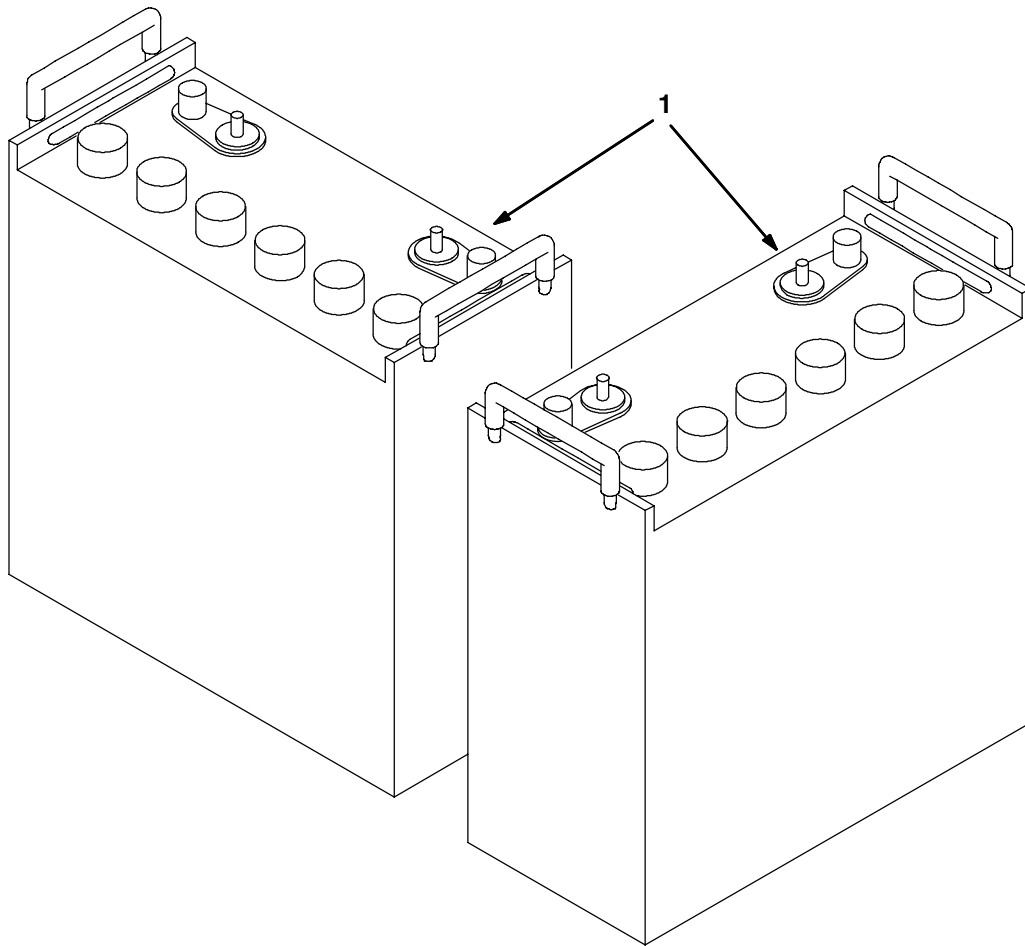


Fig. 11 - Battery Kit, 130AH, Wet

	Ref.	Part No.	Serial Number	Description	Qty.
	▽	80232	(000000-) Battery Kit 30Xhs, Wet	1
130869	▲	1 80063	(000000-) Battery, 30Xhs, Wet	2
	▲	2 379205	(000000-) Bracket, Battery	1
	▲	3 33671	(000000-) Strap,Rubber Tie-Down	1
	▲	4 13294	(000000-) Seal, Rbr, .50 X 1.00 X 10.5	1
	▲	5 45962	(000000-) Cover, Terminal,Poly	4

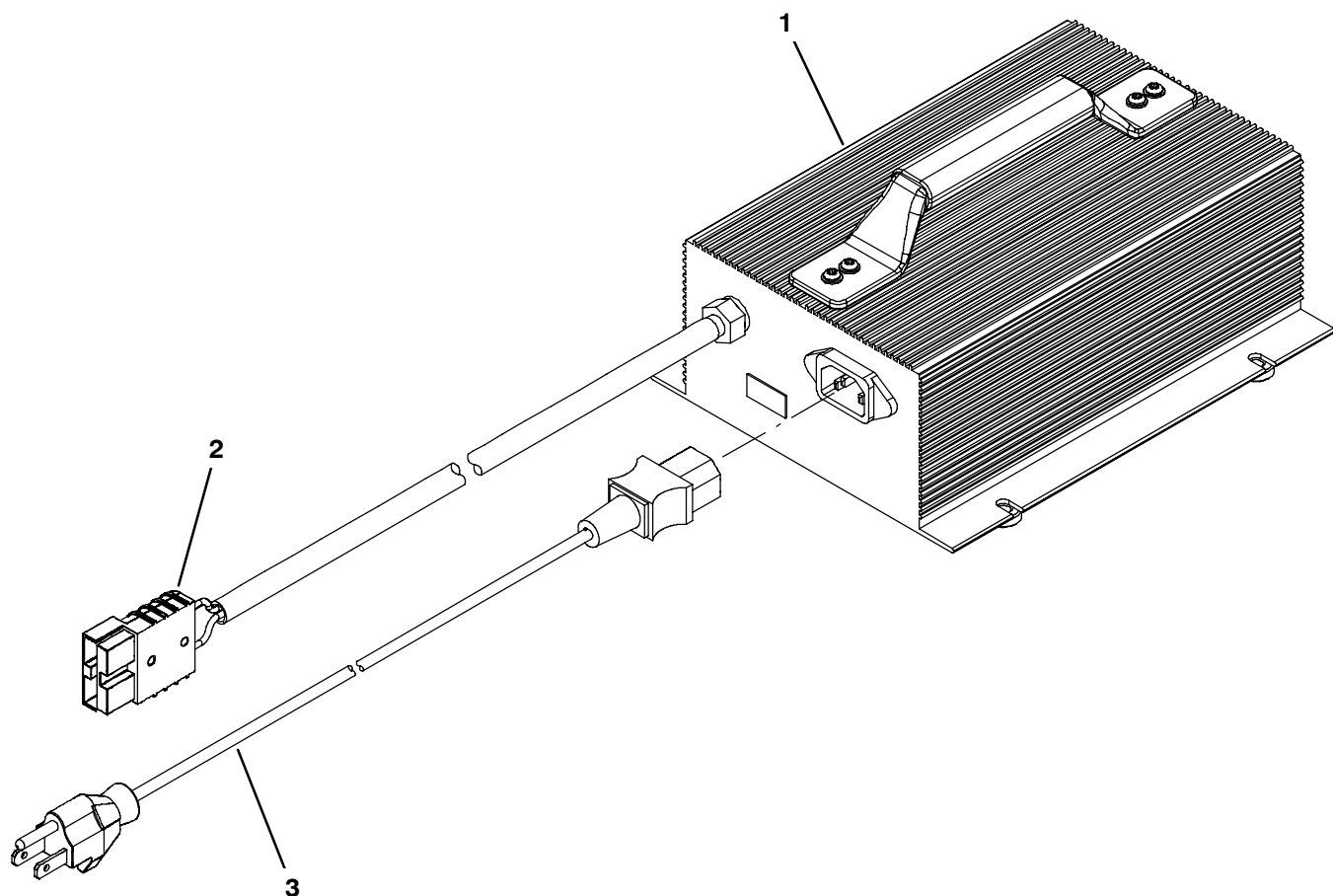
Fig. 12 - Battery Kit, 215AH, Wet



350899 - E

Ref.	Part No.	Serial Number	Description	Qty.
▽	80234	(000000-) Battery Kit12V, 215Ah Wet	1
▲	1 80031 600394	(000000-) Battery, 12V, 215Ah Wet	2

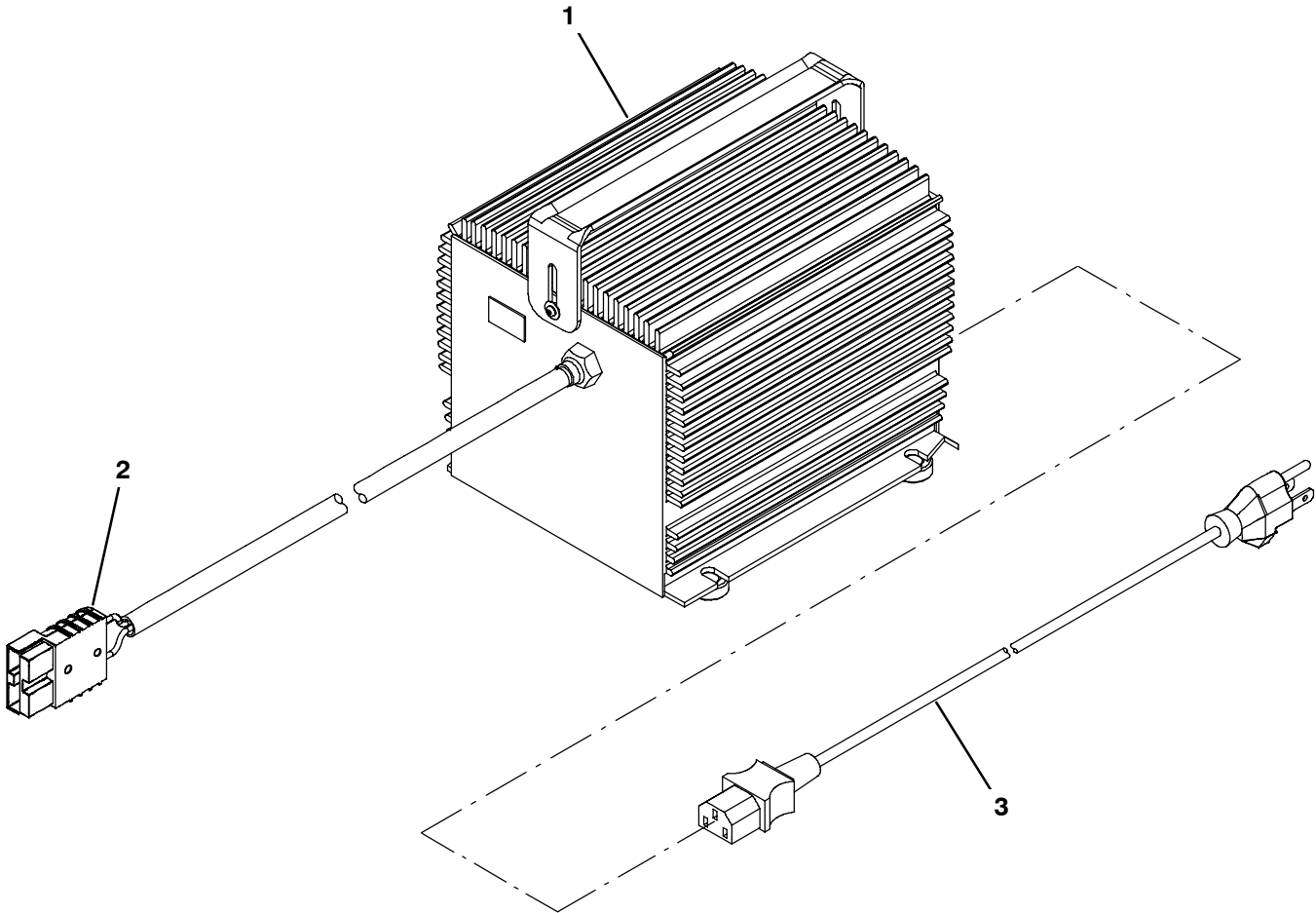
Fig. 13 - Battery Charger Group, 24V/11A (130Ah batteries), 1029216



354778 - E

Ref.	Part No.	Serial Number	Description	Qty.
▲▽	1	1029216	(000000-) Charger, 24vdc, 11a Var Vac 1ph 50/60hz	1
▲▲	2	605387	(000000-) Connector, Anderson, 50a,Red W/O Contact	1
▲	3	1025642	(000000-) Cord, Power, 16/3, 4.5 Meters, Blk [Us]	1

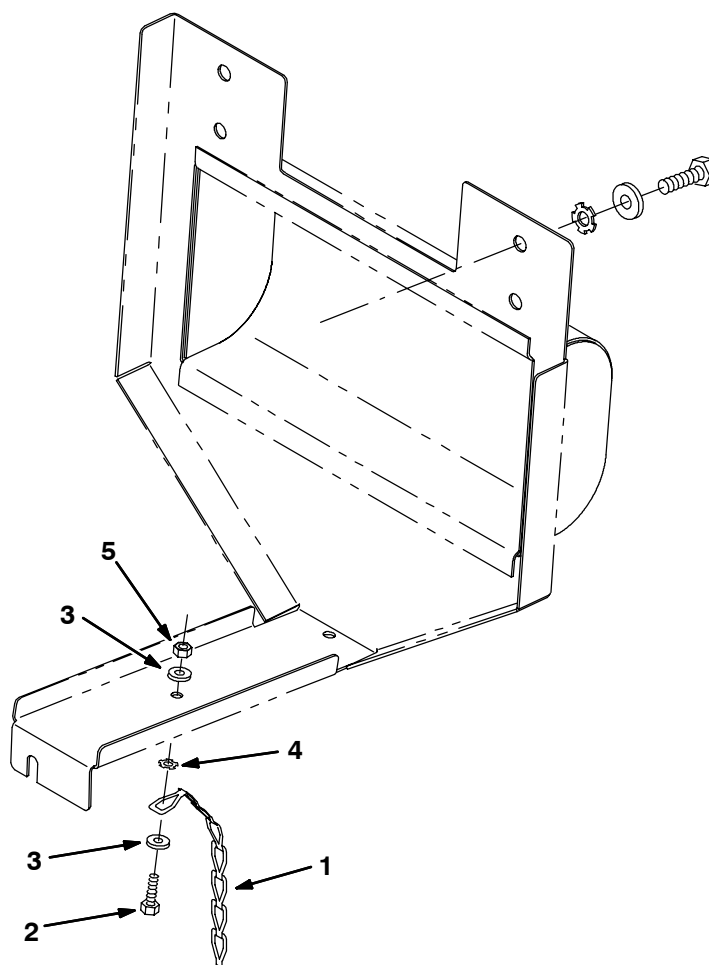
Fig. 14 - Battery Charger Group, 24V/19A (215Ah batteries), 1029256



354779 - E

Ref.	Part No.	Serial Number	Description	Qty.
▽	1	1029256	(000000-) Charger, 24vdc, 19a Var Vac 1ph 50/60hz	1
▲	2	605387	(000000-) Connector, Anderson, 50a,Red W/O Contact	1
	3	1017079	(000000-) Cord, Extn, 16ga /3, 010ft [Sjt]	1

Fig. 15 - Steel Static Chain Kit



350936 - ALL

	Ref.	Part No.	Serial Number	Description	Qty.
▽		379007	(000000-)	Kit, Chain, Static, Steel	1
▲	1	46307	(000000-)	Chain, Link	1
▲	2	06943	(000000-)	Screw, Hex, M06-1.0 X 20, 8.8	1
▲	3	32490	(000000-)	Washer, Flat, .25 Hard	2
▲	4	41141	(000000-)	Washer, Lock, Int-Ext, .31	1
▲	5	08708	(000000-)	Nut, Hex, Lock, M06	1

Fig. 16 - Hinge Repair Kit

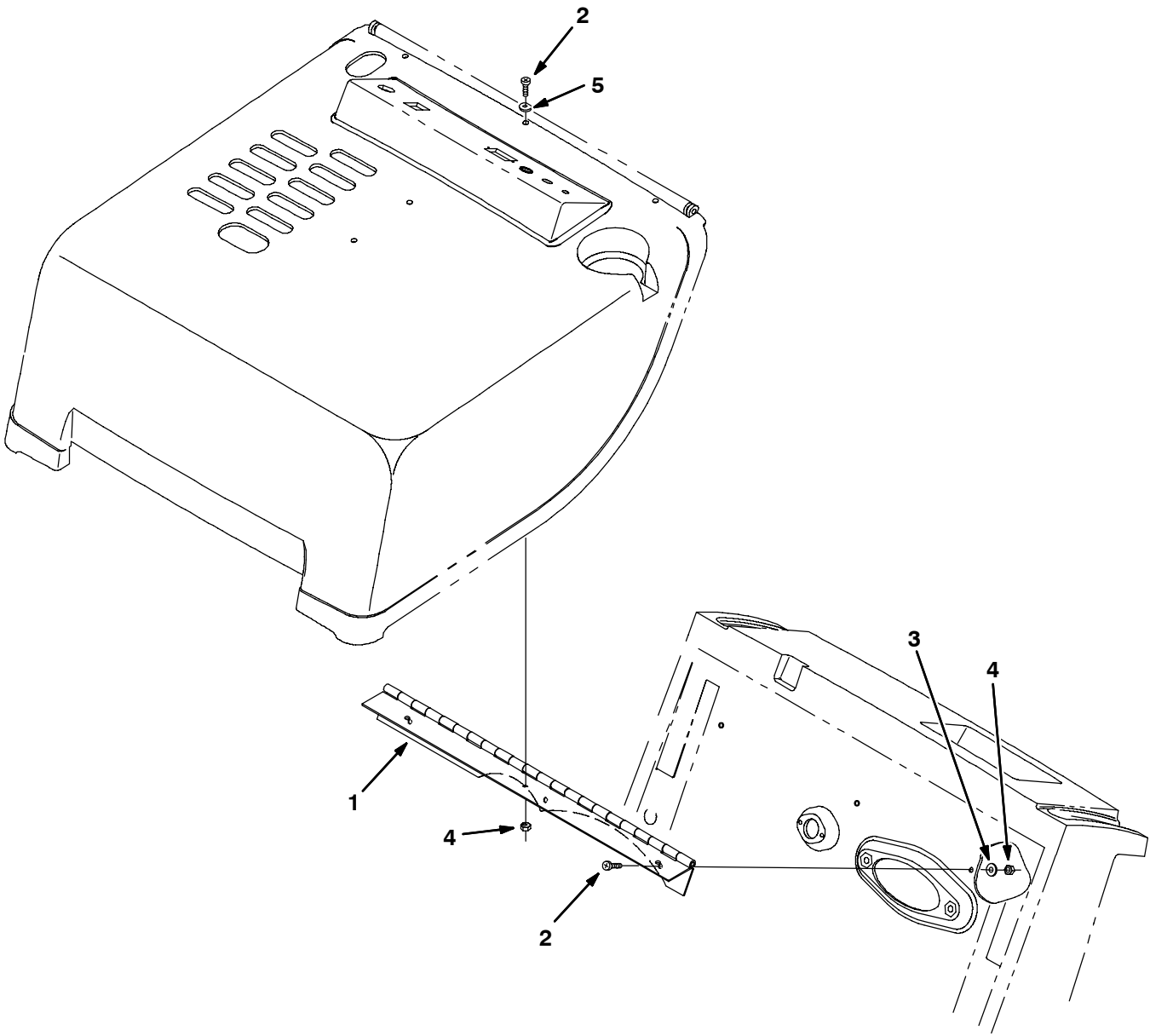
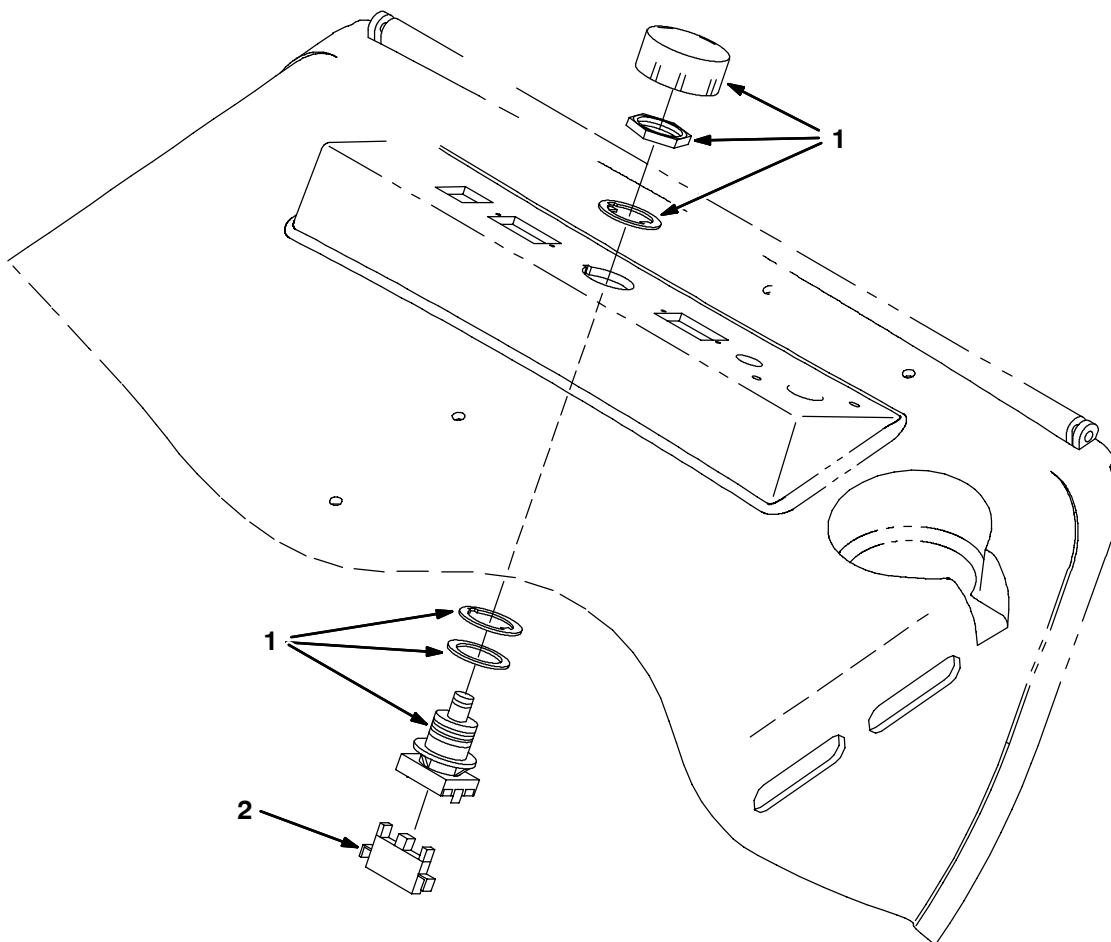


Fig. 16 - Hinge Repair Kit

	Ref.	Part No.	Serial Number	Description	Qty.
▽		379220	(000000-) Kit, Hinge Repair	1
▲	1	379221	(000000-) Hinge, Cover, 6080	1
▲	2	363503	(000000-) Screw, Pan, M06-1.0 X 12, Ss	6
▲	3	32483	(000000-) Washer, Flat, .25 Sae	3
▲	4	08708	(000000-) Nut, Hex, Lock, M06	6
▲	5	379219	(000000-) Washer, Flat, Rework	3

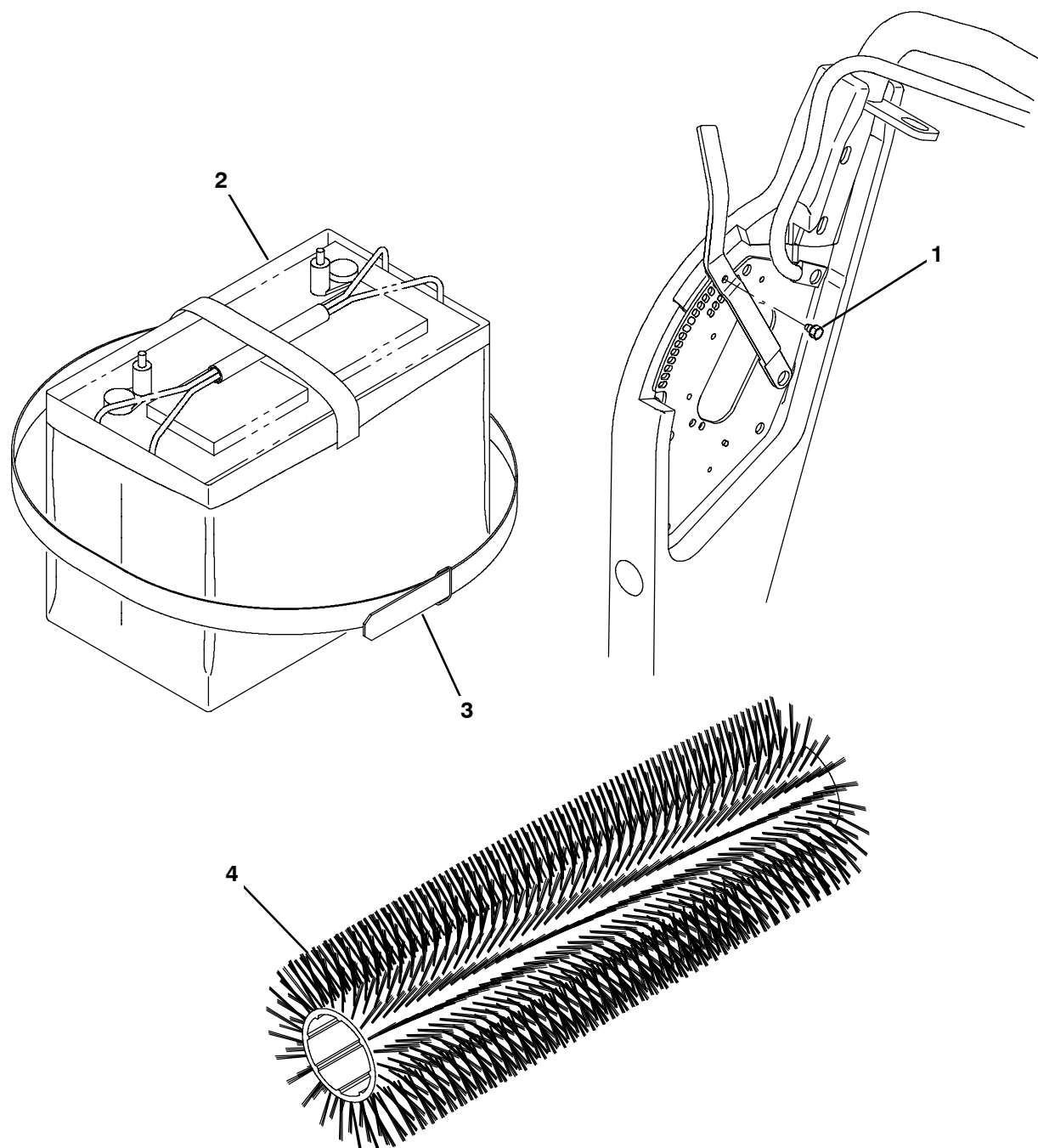
Fig. 17 - Battery Cutout Button Kit



350918 - E

Ref.	Part No.	Serial Number	Description	Qty.
▽	222664	(000000-)	Battery Cutout Button Kit	1
▲	1 78553	(000000-)	Switch, Pushbutton	1
▲	2 65665	(000000-)	Contact, Switch	1

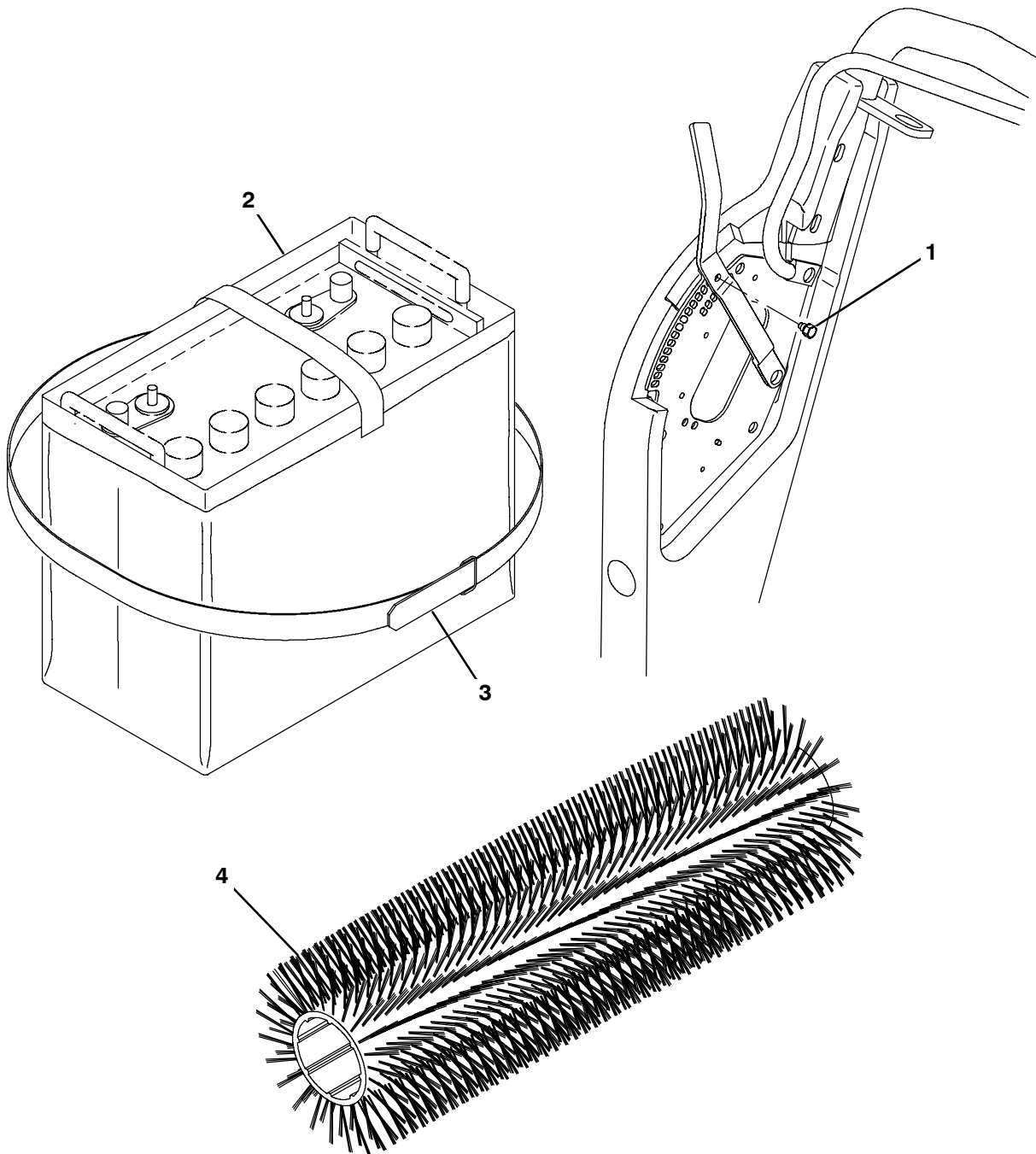
Fig. 18 - Carpet Sweeping Kits, 130AH



350923 - E

Ref.	Part No.	Serial Number	Description	Qty.
▽	377388	(000000-) Sweep Kit, Carpet, 130ah, Ci[Less Brush]	1
▲	1 80972	(000000-) Bolt, .25-28, Mtg, Swp, Carpet [3640]	1
▲	2 80120	(000000-) Bag, Battery, 130ah	2
▲	3 378764	(000000-) Strap	2
▽	377446	(000000-) Sweep Kit, Carpet, 130ah, Ci [W/ Brush]	1
▲	1 80972	(000000-) Bolt, .25-28, Mtg, Swp, Carpet [3640]	1
▲	2 80120	(000000-) Bag, Battery, 130ah	2
▲	3 378764	(000000-) Strap	2
▲	4 80355	(000000-) Brush, Swp, 24l, 12 Sr, Umx Carpet ,Spl	1

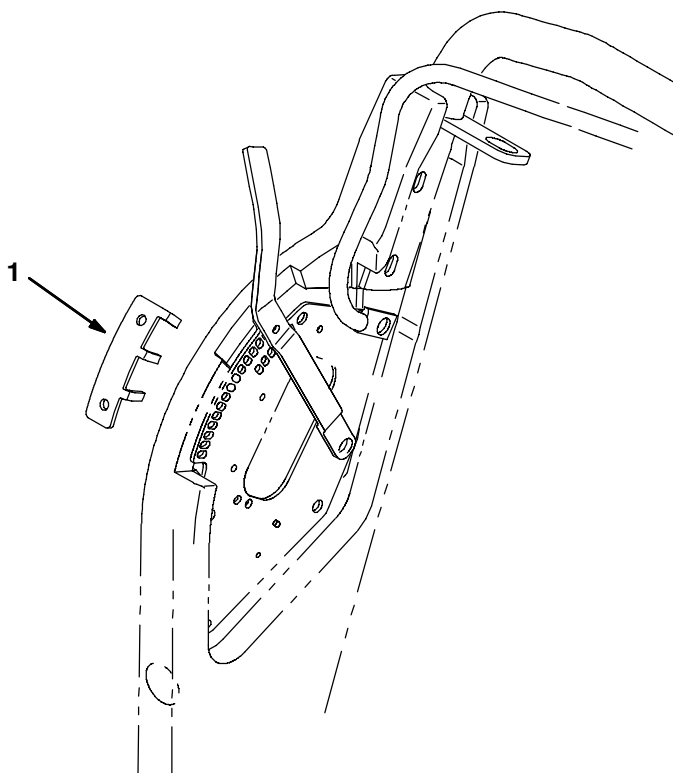
Fig. 19 - Carpet Sweeping Kits, 215AH



354784 - E

Ref.	Part No.	Serial Number	Description	Qty.
▽	377424	(000000-) Sweep Kit, Carpet, 215ah, Ci[Less Brush]	1
▲	1 80972	(000000-) Bolt, .25-28, Mtg, Swp, Carpet [3640]	1
▲	2 80122	(000000-) Bag, Battery, 215ah	2
▲	3 378764	(000000-) Strap	2
▽	377455	(000000-) Sweep Kit, Carpet, 215ah, Ci [W/ Brush]	1
▲	1 80972	(000000-) Bolt, .25-28, Mtg, Swp, Carpet [3640]	1
▲	2 80122	(000000-) Bag, Battery, 215ah	2
▲	3 378764	(000000-) Strap	2
▲	4 80355	(000000-) Brush, Swp, 24l, 12 Sr, Umx Carpet ,Spl	1

Fig. 20 - Main Brush Downpressure Kit



351287 - ALL

	Ref.	Part No.	Serial Number	Description	Qty.
▽		378768	(000000-) Main Brush Downpressure Kit	1
▲	1	378765	(000000-) Limiter, Travel, Brush	1

Fig. 21 - Documentation Group

Ref.	Part No.	Serial Number	Description	Qty.
	330560	(000000-) Manual Pkg 3640E	1
	330562	(000000-) Manual Opmt 3640E Es	1
	330563	(000000-) Manual Opmt 3640E Fr	1
	330565	(000000-) Manual Service 3640 E	1
	80149	(000000-) Video, Operator, 3640	1

SECTION 4

Contents **Page**

Fig. 1 - Transaxle Breakdown, 80476 4-2

Fig. 1 - Transaxle Breakdown, 80476

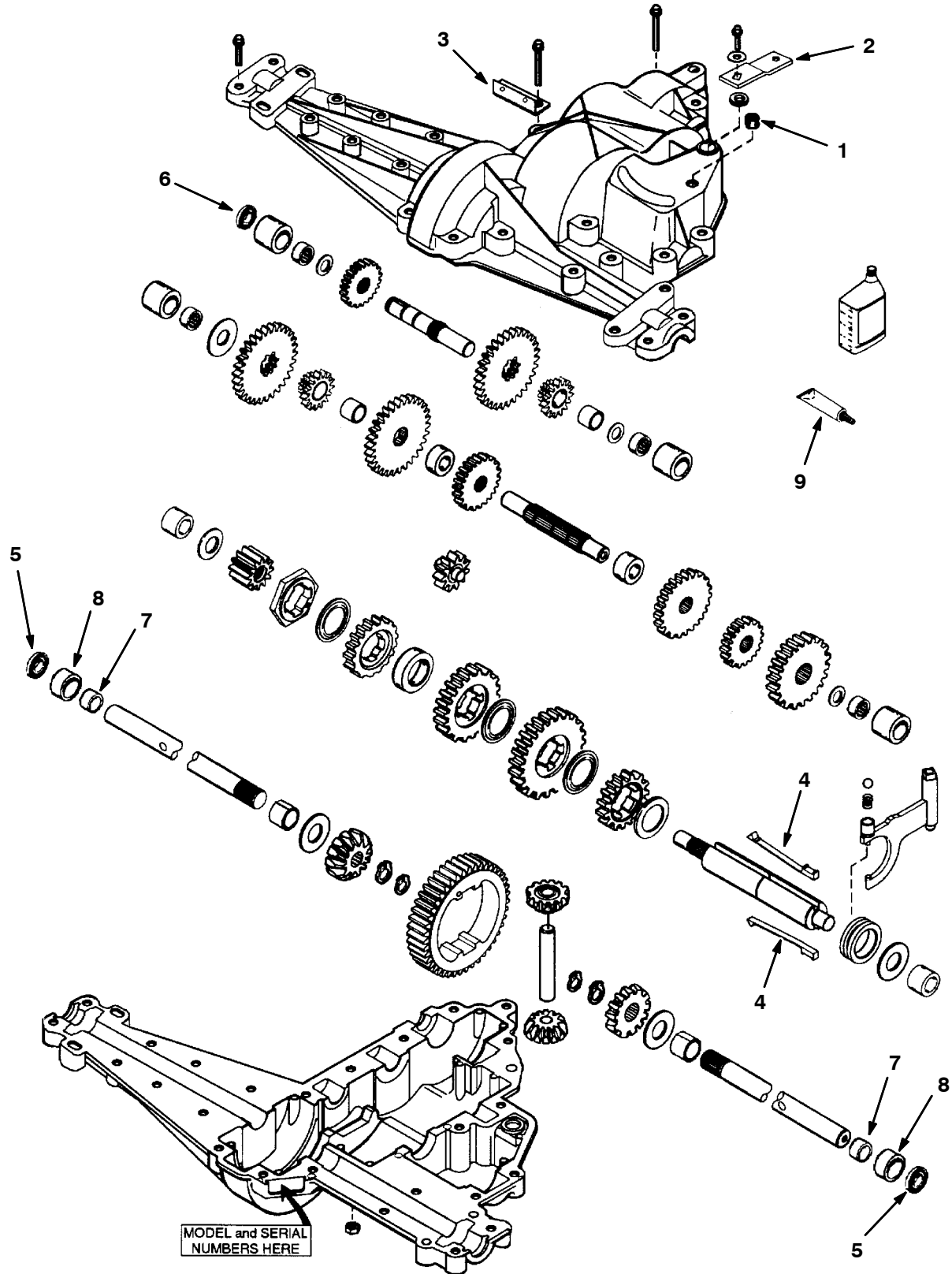


Fig. 1 - Transaxle Breakdown, 80476

	Ref.	Part No.	Serial Number	Description	Qty.
▽		80476	(000000-) Kit, Transaxle Assy	1
▲	1	80471	(000000-) Fitting, Relief 1/8	1
▲	2	80417	(000000-) Lever, Shift	1
▲	3	80499	(000000-) Bracket, Return Spring	1
▲▽		80472	(000000-) Kit, Transaxle Repair	1
▲▲	4	80473	(000000-) Key, Shifter Te	2
▲▲	5	80474	(000000-) Seal, Axle Te	2
▲▲	6	80475	(000000-) Seal, Shaft, Input Te	1
▲▲	7	80352	(000000-) Bearing, Axle	2
▲▲	8	80353	(000000-) Sleeve, Bearing	2
▲▲	9	08317	(000000-) Sealant,Silastic Rtv732-3 Oz.	1

SECTION 5

CONTENTS

PAGE

PART NUMBER TO PAGE NUMBER CROSS REFERENCE LIST 5-2
PART DESCRIPTION TO PAGE NUMBER CROSS REFERENCE LIST 5-5

CROSS REFERENCE

PART NUMBER TO PAGE NUMBER CROSS REFERENCE LIST

Part Number	Page Number	Part Number	Page Number	Part Number	Page Number
00500-4	2-7, 2-15	1037199	2-19, 3-7	373115	2-17, 3-15
00911	2-9	1045299	2-29	373116	2-17, 3-15
00915	2-25	1045300	2-29	373117	2-17, 3-15
00960	2-15	10632-2	2-29	373118	2-17, 3-15
01683	2-29	11329	2-9	373119	3-15
01684	2-11, 2-27, 3-21	11516	2-11, 3-5	373121	3-15
01685	2-5, 2-13, 2-15, 2-19, 2-21, 2-23, 3-7	12273	2-5, 2-15, 2-21, 2-23	373123	2-17, 3-15
01713	2-7, 2-9, 2-21, 2-23	12312	2-19, 3-7	373124	3-11, 3-13
01739	2-2, 2-25	12333	2-23	373125	3-11, 3-13
01740	2-2, 2-25	13294	3-23	373126	3-11, 3-13
02076	2-27, 2-30	15678	2-11	373129	3-11, 3-13
02424	2-27	16735	2-5, 2-7, 2-13, 3-21	373137	3-17
02712	2-27	16934	2-15	373139	2-25
02942	2-11, 3-5	18276	2-7	373140	2-9
04400	2-5	20394	2-5, 2-17, 3-11, 3-13, 3-15	373141	2-5
06549	2-19, 3-7	20634	2-19, 3-7	373142	2-2, 2-13, 3-21
06933	2-29	222267	2-29, 2-31	373145	3-11, 3-13
06941	2-25	222290	2-31	373147	2-17
06942	2-5, 2-15, 2-17, 2-19, 2-29, 3-7	222403	2-2, 3-3	373148	3-11
06943	2-7, 2-11, 2-15, 2-27, 2-29, 3-5, 3-27	222460	2-9	373152	3-13
06945	2-17, 3-11, 3-13, 3-15	222664	3-30	375118	2-29
06946	2-9, 2-25	222692	2-7	377365	2-9
06949	2-7	222726	2-29	377388	3-31
06955	2-9, 2-25	222842	2-7	377406	2-25
06963	2-15	22297	2-17, 3-15	377424	3-32
06974	2-11	23709	2-17, 2-19, 3-7	377431	2-25
07790	2-15	27880	2-9, 2-21	377446	3-31
08317	4-3	29557	3-3	377455	3-32
08708	2-7, 2-15, 2-25, 2-27, 2-29, 3-27, 3-29	31988	2-31	378763	3-5
08709	2-5, 2-9, 2-17, 2-21, 2-23, 2-25, 3-15, 3-17	31988	2-31	378764	3-31, 3-32
08712	2-13, 3-21	32483	2-7, 2-27, 2-29, 3-29	378765	3-33
08713	2-13, 3-3	32485	2-15	378768	3-33
08716	2-13, 3-21	32486	2-19, 3-7	378769	2-25
08793	2-17	32490	2-5, 2-7, 2-9, 2-11, 2-13, 2-15, 2-17, 2-19, 2-23, 2-25, 2-27, 2-29, 3-5, 3-7, 3-11, 3-13, 3-15, 3-27	378770	2-5
08823	2-36	32491	2-5, 2-7, 2-9, 2-13, 2-15, 2-25, 3-21	378802	2-3
09023	2-19, 3-7	32492	3-17	378803	3-21
09162	2-25	32891	2-31	378804	2-3
09164	2-27	330560	3-34	378805	2-9
09258	3-13	330562	3-34	378806	2-5
09385	2-15	330563	3-34	378807	2-5
09737	2-13	330565	3-34	378809	2-5
09806	2-36	330710	3-34	378810	2-5
1008142	2-21	33373	2-7	378811	2-2, 2-5
1008272	3-5	33671	3-23	378812	2-2, 2-5
1008273	2-11	360930	2-19, 3-7	379007	3-27
1017079	3-26	363503	3-29	379202	2-9
1025304	2-15	36376	2-21, 2-23	379203	2-15
1025642	3-25	369795	2-11, 3-5	379204	3-17
1029216	3-25	369796	2-11, 3-5	379205	3-23
1029256	3-26	373105	2-7	379206	3-5
		373106	3-19	379207	2-11
		373113	2-17, 3-15	379210	2-21
				379211	2-21
				379214	2-2, 2-5
				379215	2-11
				379216	2-11
				379217	2-9
				379218	2-19, 3-7

CROSS REFERENCE

Part Number	Page Number	Part Number	Page Number	Part Number	Page Number
379219	3-29	80033	2-19, 3-7	80242	2-25
379220	3-29	80037	2-5	80243	3-7
379221	3-29	80042	2-3, 3-5	80245	2-29
379226	2-17	80045	2-11	80247	2-29
379227	2-17	80047	2-9	80248	2-29
379228	2-5	80048	2-9	80249	3-3
379229	3-21	80050	3-7, 3-11	80252	3-21
379232	3-21	80052	2-17	80260	2-2, 2-15
379233	2-5	80053	2-9	80266	2-13
379234	2-5	80058	2-3	80269	2-2
39277	3-17	80061	2-5	80270	3-11, 3-13
39278	2-9	80063	3-23	80273	2-29
39394	3-21	80064	2-17	80276	3-21
41141	2-7, 3-27	80065	2-25	80277	2-31
41178	2-5, 2-25, 2-27, 3-13	80075	2-9	80287	2-29
41360	2-9	80079	2-9, 2-25	80288	2-5, 3-9, 3-13
41430	2-15	80081	2-13	80289	3-3
43363	2-25	80088	2-15	80294	3-21
44893	2-19, 3-7	80096	2-2, 2-17, 3-11, 3-13, 3-15	80296	2-19, 3-7
45962	3-23	80103	3-9, 3-13	80299	3-11, 3-13, 3-17, 3-19
46307	3-27	80104	2-15	80300	3-3, 3-21
46820	2-15	80105	2-5	80301	3-9
47178-6	3-21	80106	2-5, 3-19	80302	2-21
49162	2-27	80107	2-19, 3-7	80306	3-21
49266	2-21	80110	2-7	80314	2-15
49309	2-19, 2-27, 3-7	80112	2-36	80315	2-2, 2-13
49443	2-30	80113	2-7, 3-19	80319	2-25
49548	2-30	80117	2-2, 2-25	80320	2-15
54615	2-27	80120	3-31	80321	2-11, 3-5
55130	2-19, 3-7	80122	3-32	80322	2-25
57751	2-31	80125	2-2, 3-5	80327	2-31
57803	2-31	80126	2-11	80328	2-19, 3-7
605387	3-25, 3-26	80127	2-11, 3-5	80331	2-31
63233	2-9	80136	2-15	80349	2-36
63735	2-30	80139	2-25	80351	2-3
65580	3-17	80141	2-2, 2-13	80352	4-3
65665	3-30	80148	2-7	80353	4-3
67767	2-15	80149	3-34	80354	3-11, 3-13, 3-19
69915	2-15	80152	2-2, 2-25	80355	2-3, 3-31, 3-32
72968	2-5	80155	2-11	80357	2-25
72970	2-2, 2-13	80158	2-7	80364	2-27
75575	2-25	80159	2-9	80368	2-17
75934	2-25	80180	2-5	80371	2-9
763066	2-5	80181	2-31	80372	2-21
76570	2-5, 2-9, 2-17, 2-21, 3-15	80184	2-23	80373	2-2, 2-17
76782	2-11	80186	2-2, 2-5	80379	2-9
76888	2-31	80188	2-2	80384	2-9
77399	2-29	80190	2-21	80387	2-9
78553	3-30	80192	2-23	80392	2-2, 2-17, 3-11, 3-13, 3-15
78572	3-21	80195	2-27	80395	2-9
80010	2-11	80196	2-29	80405	2-25
80011	2-17	80211	3-21	80406	2-25
80014	2-5	80216	3-21	80407	2-25
80016	2-11	80218	2-17	80408	2-25
80017	2-17	80220	3-21	80409	2-25
80021	2-17	80229	2-35	80411	2-21
80028	2-5	80230	3-21	80414	2-21
80029	2-15	80232	3-23	80415	2-7
80031	3-24	80234	3-24		

CROSS REFERENCE

Part Number	Page Number
80417	4-3
80424	2-9
80425	2-7, 2-21, 2-23
80428	2-23
80429	2-7, 2-21
80430	2-5
80432	2-2, 3-9, 3-13
80433	3-9, 3-13
80436	2-19, 3-7
80437	2-19, 3-7
80445	2-5
80448	2-5
80461	2-19, 3-7
80464	2-2, 3-11, 3-13
80465	2-7
80471	2-7, 4-3
80472	4-3
80473	4-3
80474	4-3
80475	4-3
80476	2-7, 4-3
80480	2-21, 2-23
80481	2-2
80484	2-11
80491	2-9
80492	2-9
80496	2-23
80499	4-3
80589	2-23
80602	2-35
80837	2-27
80921	2-27
80922	2-7
80924	2-27
80927	2-23
80937	2-9
80940	2-2, 2-15
80945	2-5
80949	2-27
80950	2-21, 2-23
80951	2-36
80956	2-9
80958	2-13
80959	2-25
80960	3-3
80961	3-3
80962	2-7
80971	2-17
80972	2-21, 3-31, 3-32
80979	2-21, 2-23
82733	2-27
83285	2-17, 3-15, 3-17
83286	3-17
83287	3-17
83289	3-17
87299	2-15
87308	3-21
87515	2-19, 3-7

PART DESCRIPTION TO PAGE NUMBER CROSS REFERENCE LIST

A

Adaptor, Wheel, 3-21
 Angle, Lip, 2-2, 2-13
 Arm, Brush, 2-9
 Arm, Brush, Idler Side, 2-9
 Arm, Clutch Pivot, 2-25

B

Bag, Battery, 130ah, 3-31
 Bag, Battery, 215ah, 3-32
 Bag, Power, 3-17
 Bag, Vacuum, Disposable 10Pk, 2-2, 3-9, 3-13
 Balljoint,, 2-7
 Bar-Fit .06T 3.90W 10.00L Rbr, 3-7
 Bar, Clutch, 2-25
 Bar, Flat, 2-19
 Bar, Shaker Motor, 3-7
 Bar, Shaker, Motor, 2-19
 Bar, Transition Mtg, 2-15
 Base, Cover, Relay [3640 Ee, UI], 2-29
 Battery Cutout Button Kit , 3-30
 Battery Kit 30Xhs, Wet, 3-23
 Battery Kit12V, 215Ah Wet, 3-24
 Battery, 12V, 215Ah Wet, 3-24
 Battery, 30Xhs, Wet, 3-23
 Bearing, Axle, 4-3
 Bearing, Ball, 0.59b 1.26d 0.35w[2seal], 2-9
 Bearing, Snap-In, .250 Bore, 2-27
 Belt Kit, Main Brush, Replmt[6080/3640e], 2-25
 Belt, Flat, 2-2
 Belt, Flat .75Wide X 33.0 Circ, 2-25
 Belt, Ribbed, 36.0l [J8], 2-25
 Belt, V, 2-2
 Block, Bearing 0.625Dia, 2-9
 Bolt-Carrm 8X1.25 40 4.6, 2-15
 Bolt, .25-28, Mtg, Swp, Carpet [3640], 2-21, 3-31, 3-32
 Bolt, Bent, M6, 2-7, 2-21, 2-23
 Bolt, Lug,, 3-21
 Boot, 90 Deg .50D .57X .84, 2-27
 Boot, 90deg .50d .57d X .84, 2-30
 Boot,Circuit Breaker, 2-31
 Box, Circuit Breaker, Ee, 2-29
 Bracket Wldt, Lift, 2-11
 Bracket, Battery, 3-23
 Bracket, Cable, 2-11
 Bracket, Cable, Clutch, 2-25
 Bracket, Clutch Pivot, 2-25
 Bracket, Handle Stop, 2-5
 Bracket, Handle, Stop, 3-19
 Bracket, Hopper Assist, 3-3
 Bracket, Mounting, Dampener, E (Replaced by none), 2-25
 Bracket, Pivot, 2-17
 Bracket, Pivot Lh, 2-17
 Bracket, Retainer, 2-19, 3-7

Bracket, Return Spring, 4-3
 Bracket, Rod, Propel, 2-27
 Bracket, Sealing, Rh, 2-17
 Bracket, Shaker, 2-19, 3-7
 Bracket, Support, 2-13
 Brake, Belt, Elec, 2-25
 Breaker-Circuit, 15A Resetable, 2-31
 Brush & Spring Assy, 2-2, 3-5
 Brush Cap Se, 2-11
 Brush Kit - 4 Brushes Included, 2-25
 Brush Spring (1 Only), 2-25
 Brush, Carpet, 2-3
 Brush, Side, 2-3
 Brush, Side STFP, 2-3
 Brush, Sweep, 24Lg Poly, 2-3
 Brush, Sweep, P&W, 2-3
 Brush, Sweep, Sandwedge, 2-3
 Brush, Swp, 24l, 12 Sr, Umx Carpet ,Spl, 3-31, 3-32
 Brush&Spring Assy Se, 2-11
 Bushing, Flanged, 2-21, 2-23
 Bushing, Sleeve, 0.50b 0.59d 0.50l, Bnz, 2-9
 Button, Plug, 3-21
 Button, Wear, 3-3

C

Cable Assy, Main Brush, 2-21
 Cable, Pull Cl, 2-23
 Cable, Shift, Push Pull, 2-7
 Cap, Brush, 3-5
 Caster, 5.0D X 1.37 Wheel, 2-5
 Caster, Swivel, 5.0 D 2.0w, 2-Hole Neo, 3-21
 Catch, Draw Pull, 2-17, 2-19
 Catch,Draw Pull, 3-7
 Chain, Link, 3-27
 Chain, Static, Brass, 2-7
 Chamber, Vacuum, 3-11, 3-13
 Charger, 24vdc, 11a Var Vac 1ph 50/60hz, 3-25
 Charger, 24vdc, 19a Var Vac 1ph 50/60hz, 3-26
 Circuit Breaker 50 Resetable, 2-31
 Circuitbreaker, 40 Resetable, 2-29
 Clamp, Cable, 2-15
 Clamp, Cable, Poly, 2-15
 Clamp, Wormdrive, 2-17, 3-15
 Clip, 2-5, 2-11, 3-5
 Clip, Latch, 2-17
 Connector, [Anderson], 50a, Red, 2-30
 Connector, Anderson, 50a,Red W/O Contact, 3-25, 3-26
 Contact, Switch, 3-30
 Contactor, 24Volt Dc, 2-27
 Conv Kit. Panel Filter To Bag, 3-9
 Cord, Extn, 16ga /3, 010ft [Sjt], 3-26
 Cord, Power, 16/3, 4.5 Meters, Blk [Us], 3-25
 Coupling, Hose, Elbow, 2-17, 3-15

Coupling, Vac Wand, 3-17
 Coupling, Vac-Wand, 3-11, 3-13, 3-17, 3-19
 Cover, Hole, 3-11, 3-13
 Cover, Relay [3640 Ee, UI], 2-29
 Cover, Terminal,Poly, 3-23
 Cuff, Flex, 3-11, 3-13
 Cuff, Hose, 2-17, 3-15, 3-17

D

Dampener, Push, 15Lbs (Replaced by none), 2-25
 Diode, Elec, Plug, 2-31

F

Filter Pkg, Panel, 94 Pleats, 2-2
 Filter, Panl, Dust, 2.7 X 15.0 X 22.0, 2-19, 3-7
 Fitting, Relief 1/8, 2-7, 4-3
 Frame, Main, 2-5

G

Gasket, Box, Circuit Breaker, 2-29
 Gasket, Cuff, 2-2, 2-17, 3-11, 3-13, 3-15
 Gasket, Fire Switch, 2-27
 Gasket, Vac Fan, 2-2, 2-15
 Grip, Vinyl .18X .75X 5.00, 2-21, 2-23
 Grip, Vinyl .18X.75 2.00, 2-21
 Grommet, Rbr, 0.62id, F/0.9h, .12 Matl, 2-29
 Grommet, Rubber, 2-19
 Grommet,Rbr,0.50ld,For .25Matl, 3-7
 Guard, 2-5
 Guard, Wheel , Right, 3-21
 Guard, Wheel, Left, 3-21

H

Handle, Hopper Assist, 3-3
 Handle, Lift, Main Brush, 2-21
 Handle, Lift, Side Brush, 2-21
 Handle, Main Lh, 2-5
 Handle, Main Rh, 2-5
 Handle, Shift, 2-23
 Handle, Steering, 2-5
 Harness, Cable, Battery, 2-30
 Harness, Wire, Main E, 2-35
 Harness, Wire, Main EE, 2-35
 Hinge, Cover, 6080, 3-29
 Holder, Brush, 2-11, 3-5
 Hood, E w/Labels, 2-27
 Hood, Ee w/Labels, 2-29
 Hopper, 2-13
 Hopper Dump Assist Kit, 3-3
 Hopper, Wide Track, 3-21
 Hose, Flex, 2-2, 2-17, 3-11, 3-13, 3-15, 3-17

CROSS REFERENCE

Hourmeter, Electronic, 2-31
Housing, Brush, Side, 2-11
Housing, Vacuum Hi Flow, 2-17, 3-15
Hub, Wheel, 2-7
Hubcap, 2-7

I

Impeller, 9.06 Dia X 0.375B, 2-15

K

Key Set Rn, 2-31
Key Square 0.12 0.12 00.50 Lg, 2-15
Key Square 0.18 0.18 00.75 Lg, 2-9
Key-Wdruff 0.12 0.50 Asa#0404, 2-7, 2-15
Key, Shifter Te, 4-3
Key, Square .18x .18x 1.38, 2-25
Kit, Brush, 2-2
Kit, Brush, Side, Dual, 24V, 3-5
Kit, Chain, Static, Steel, 3-27
Kit, Hi-Flow To Std, Bag, 3-13
Kit, High Air Flow To Std, Pan, 3-11
Kit, High Vac System Airflow, 3-15
Kit, Hinge Repair, 3-29
Kit, Repair, Adj Handle, 2-5
Kit, Replmt Main Br Belt, 2-2
Kit, Replmt Vacuum Chamber, 3-11, 3-13
Kit, Replmt, Door, Filter, 2-17
Kit, Side Skirt, Rh, 2-2
Kit, Skirt, Lh, 2-5
Kit, Skirt, Rh, 2-5
Kit, Skirt, Side, Lh, 2-2
Kit, Transaxle Assy, 4-3
Kit, Transaxle Assy (see breakdowns), 2-7
Kit, Transaxle Repair, 4-3
Kit, Vac Wand F/Hi Air Flow, 3-17
Kit, Vacuum Wand, Extend, 3-19
Kit, Wheels, Wide Track 6080, 3-21
Knob,#10-32,0.81Dia,Plastic, 2-5

L

Label Set, Info & Hzd 3640, 2-36
Label Set, Operational 3640 E, 2-36
Label, Charger Connection, 2-36
Label, EE, 2-36
Label, Tennant Logo, 2-36
Lever, Clutch, Wldt, 2-5
Lever, Shift, 4-3
Limiter, Travel, Brush, 3-33
Link Wldt, Brush Lift, 2-9

M

Main Brush Downpressure Kit , 3-33
Manual Opmt 3640E Es, 3-34
Manual Opmt 3640E Fr, 3-34
Manual Pkg 3640E, 3-34
Manual Service 3640 E, 3-34

Manual, CD-Rom, Oprtr & Parts, All (NA), 3-34
Meter, Discharge, Battery, 2-31
Motor, Ele, 24vdc 0.08hp 0068rpm 04.5a, 3-5
Motor, Ele, 24vdc 0.08hp 1440rpm 03.0a, 2-19
Motor, Ele, 24vdc 1.00hp 1750rpm 42.0a, 2-25
Motor, Ele, 24vdc 1.00hp 1750rpm 46.0a, 2-25
Motor, Shaker 24V, 3-7
Motor, Side Brush 24V Rh, 2-11

N

Nozzle, Vac Wand, 3-17
Nozzle, Wand 1.8, 3-11, 3-13
Nut-Hx Std 10-32 G2 Pltd, 2-21, 2-23
Nut-Hx Std 10-32 G2 Pltd, 2-7, 2-9
Nut-Hxflexloc .31-24 Thin Pltd, 2-15
Nut-Hxlocnyln M 8X1.25 Reg Ss, 3-3
Nut, Hex, Flng, M6 X 1.0, 2-15
Nut, Hex, Lock, .25-20, NI, 2-25
Nut, Hex, Lock, M06, 3-27, 3-29
Nut, Hex, Lock, M08-1.25, 3-15, 3-17
Nut, Hex, Lock, M08-1.25,NI, 2-17
Nut, Hex, Lock, M10 X 1.5, NI, 2-15
Nut, Hex, Lock, M5 X 0.8, NI, 2-19, 3-7
Nut, Hex, Lock, M6 X 1.0, NI, 2-7, 2-15, 2-25, 2-27
Nut, Hex, Lock, M6 X 1.0, Ss, NI, 2-13, 3-21
Nut, Hex, Lock, M6 X 1.00, NI, 2-29
Nut, Hex, Lock, M8 X 1.25, NI, 2-5, 2-9, 2-21, 2-23, 2-25
Nut, Hex, Lock, M8 X 1.25, NI, Ss, 2-13
Nut,Hx Jam M16X2.0 Din 439, 2-5

P

Panel Filter Kit 24V, 3-7
Pin, 3-5
Pin, Hair Cotter, 3-5
Pin, Handle Adjustment, 2-5
Pin, Main, 2-2
Pin, Main Brush, 2-9
Pin, Tapped, 2-17
Pin,Clevis, .19 Dia.X .50 Lg, 2-23
Pin,Clevis, .19 Dia.X .50 Lg, 2-21
Pin,Clevis,0.19 Dia.X 0.75 Lg, 2-11
Pin,Clevis,0.37 Dia.X 1.25 Lg, 3-3
Pin,Dowel,0.2502Dia.X 1.50 Lg, 2-7
Pin,Hair Cotter .12Wire 2.37Sl, 2-11
Pin,Roll,.25Odx1.75L,.250/.256, 2-11
Pivot, Bushing, 2-11
Pivot, Hinge, Eng Cover, Left, 2-27
Pivot, Hinge, Eng Cover, Rh,E, 2-27
Plate, 2-17
Plate Wldt, Back, Stop, Hd, 3-21
Plate Wldt, Backstop, 2-7
Plate Wldt, Floor, Elec, 2-25

Plate, Access, Lh, 2-23
Plate, Access, Rh, 2-21
Plate, Backing, Vac Fan, 2-15
Plate, Cable, Clutch, 2-25
Plate, Cable, Mount, 3-19
Plate, Cover, Box, Ee, 2-29
Plate, Firewall, 2-13
Plate, Hub-Cap, 3-21
Plate, Lock, Ee, 2-29
Plate, Mounting Rh, 2-21
Plate, Pivot, 2-9
Plate, Pivot, Lh, 2-23
Plate, Retainer, 2-5
Plate, Skirt, Retainer, 2-2, 2-5
Plate, Support, Cable, 2-7
Plate, Support, Cross Shaft, 2-9
Plate, Vac Fan, Prop Rod, 2-15
Plate, Wear, 3-21
Plug Button, 3-9, 3-13
Plug, Brush, 2-9
Plug, Brush Drive, 2-9
Plug, Hole, 2-29
Plug, Hole .297, 2-5
Plug, Hole .812, 2-5
Plug, Switch, 2-31
Plugbtn .88H .172 Max. Thk., 2-29
Plugbtn 1.25H.12 Max Blacknyl, 2-31
Plugbtn 2.00H .04-.19 Chromstl, 3-21
Pulley, Drive, 2-25
Pulley, Idler, 2-9, 2-25

R

Relay, 24V, 2-19
Relay, 24V Dc Spdt, 2-27, 3-7
Replacement Kit, Sidebrush Cable, 2-21
Replmt Kit, Skirts & Seals, 2-2
Retainer, Lip, 3-21
Ring, Retain,Ex,0.62Od,Heavydt, 2-7
Ring, Retaining, Ex, 2-9
Ring, Wear, 2-9
Rivet, Plstc, 2-2, 2-5, 2-13
Rivet, Pop .196Dx.76X38Dhd, 2-17
Rod, Hinge Pin, Nylon, 2-27
Rod, Seat, 2-27

S

S-Hook, 2-25
Scr-Hex m06 x 1.0x 35 8.8, 2-9
Scr-Hexssm 6X1.0 16 Nylonloc, 2-9
Scr-Hexssm 8X1.25 20 Nylnloc, 2-15
Scr-Set .31-18X0.38 Nylon Loc, 2-15
Scr-Set M 6X1.0 8 Nylonloc, 2-25
Scr, Hex, M6, 2-25
Screen, Vacuum Bag, 3-9, 3-13
Screen, Vacuum Inlet, 2-17
Screw-Flat 8X1.25 25Nylon Loc, 2-7
Screw-Pan 08-10X.050, 2-27
Screw, Hex M06, 2-17
Screw, Hex, .31-09 X 1.25, Wood, 3-21
Screw, Hex, #10, 3-11, 3-13, 3-15

Screw, Hex, #10 X 0.62, Fmg Ab, 2-5, 2-17
 Screw, Hex, M06-1.0 X 20, 8.8, 3-27
 Screw, Hex, M08-1.25 X 25, 8.8, 3-17
 Screw, Hex, M08-1.25 X 30, 8.8, 2-17, 3-15
 Screw, Hex, M10 X 1.5 X 60, 8.8, 2-15
 Screw, Hex, M12 X 1.75 X 80, 8.8, 2-11
 Screw, Hex, M5 X 0.8 X 12, 8.8, 2-19, 3-7
 Screw, Hex, M6 X 1.0 X 12, 8.8, 3-21
 Screw, Hex, M6 X 1.0 X 16, 8.8, 2-5, 2-15, 2-19, 2-29, 3-7
 Screw, Hex, M6 X 1.0 X 16, Ss, 2-11
 Screw, Hex, M6 X 1.0 X 20, 8.8, 2-7, 2-11, 2-15, 2-27, 2-29, 3-5
 Screw, Hex, M6 X 1.0 X 20, Ss, 2-13, 3-21
 Screw, Hex, M6 X 1.0 X 30, 8.8, 2-17, 3-11, 3-13, 3-15
 Screw, Hex, M6 X 1.0 X 35, 8.8, 2-25
 Screw, Hex, M6 X 1.0 X 50, 8.8, 2-7
 Screw, Hex, M8 X 1.25 X 16, 8.8, 2-5, 2-7, 2-13, 3-21
 Screw, Hex, M8 X 1.25 X 20, Ss, Ni, 2-5, 2-21, 2-23
 Screw, Hex, M8 X 1.25 X 25, Ss, Ni, 2-23
 Screw, Hex, M8 X 1.25 X 30, 8.8, 2-5, 2-9, 2-21
 Screw, Hex, M8 X 1.25 X 35, 8.8, 2-9, 2-25
 Screw, Hex, M8 X 1.25 X 35, Ss, Fl, 2-19, 3-7
 Screw, Hex, M8 X 1.25 X 50, 8.8, 2-9
 Screw, Pan, Fmg, #06 X 0.50, 2-29
 Screw, Pan, M06-1.0 X 12, Ss, 3-29
 Screw, Pan, M06-1.0 X 40, 4.8, 3-13
 Screw, Pan, M5 X 0.80 X 16, 4.8, 2-29
 Screw, Pan, M6 X 1.0 X 20, 4.8, 2-27
 Screw, Pan, M8 X 1.25 X 20, 4.8, 2-13
 Screw, Pnfmg 6X.50 Type Ab, 2-31
 Screw, Set, #10, 2-19
 Seal, 2-2, 2-13, 2-17
 Seal, Axle Te, 4-3
 Seal, Chamber, 2-2, 2-17, 3-11, 3-13, 3-15
 Seal, Cover, 2-17
 Seal, Foam .62 .62 8.0, 2-17
 Seal, Rbr, .50 X 1.00 X 10.5, 3-23
 Seal, Shaft, Input Te, 4-3
 Seal, Tube, Vacuum, 2-17, 3-15
 Seal, Vac Wand, 3-11, 3-13
 Sealant, Silastic Rtv732-3 Oz., 4-3
 Set Screw, 3-7
 Shaft, Hopper Assist, 3-3
 Shaft, Sheave, 2-9
 Shaft, Wldt, Cross, 2-9
 Shaft, Brg&Flange Assy-Fan, 2-15
 Sheave, [3/4], 1grv, 1.8/2.1pd 0.63b, 2-15
 Sheave, 3L 2Gr 3.2Pd 5.5Pd, 2-25
 Sheave, Flat, 3.7Od, 2-7
 Shield, Dirt Kit, 2-5
 Side Brush, 3-5
 Skirt, 2-5

Skirt, Hopper, 2-2, 2-13, 3-21
 Skirt, Rear, 2-2, 2-5
 Sleeve, 2-9, 2-19, 3-5
 Sleeve, .025Ob .62D .34Pm, 2-9
 Sleeve, .25Ob .38D .156Ss, 2-9
 Sleeve, .318B .50D .65Ss, 2-9, 3-7
 Sleeve, .344B .62D .58, 2-25
 Sleeve, 1.45B 2.1D 1.5 Pltd, 2-11
 Sleeve, Bearing, 4-3
 Sleeve, Threaded, 2-5
 Spacer, 2-15
 Spacer, Battery, 3-15
 Spacer, Pivot .62Lg, 2-23
 Spring, Brush, 2-2
 Spring, Comp 0.34Idx.045Wire, 2-5
 Spring, Comp., 2-9
 Spring, Comp, 0.74Idx.11 Wire, 2-11
 Spring, Detent, 2-21, 2-23
 Spring, Extension, 2-9
 Spring, Tens, 0.5Dx.06Wire 2.5L, 2-25
 Spring, Torsion, 2-11, 3-5
 Sprng, Tens, .36Od .03Wire 1.5L, 2-25
 Strain Relief, .72/.97Cord, 2-29
 Strap, 3-31, 3-32
 Strap, Shaker Motor, 2-19, 3-7
 Strap, Rubber Tie-Down, 3-23
 Strike, Latch, 2-19, 3-7
 Strip, Spring, 2-11
 Strip, Spring, Comp, 2-9
 Support, Cable, 2-7, 2-21
 Sweep Kit, Carpet, 130ah, Ci [W/ Brush], 3-31
 Sweep Kit, Carpet, 130ah, Ci[Less Brush], 3-31
 Sweep Kit, Carpet, 215ah, Ci [W/ Brush], 3-32
 Sweep Kit, Carpet, 215ah, Ci[Less Brush], 3-32
 Switch, Key, 2-31
 Switch, Pushbutton, 3-30
 Switch, Rocker, 2-19
 Switch, Rocker, Dpst, 3-7
 Switch, Snap Actn, 250vdc 25a Spdt, 2-21

T

Thermostat Assembly, 140 Deg, 2-27
 Tie, Cable 1.75D Max 7.50Lg, 2-21
 Timer 24V, 3-7
 Timer, 24V, 2-19
 Tire & Rim Assy, Black Pneumat, 3-21
 Tire & Wheel Assy, 2-7
 Transition, Vacfan, Electric, 2-15
 Tube, Hose, 3-11
 Tube, Hose Cuff, 3-7
 Tube, Vac Wand, 3-17
 Tube, Vacuum, 2-17, 3-9, 3-13, 3-15

V

V-Belt 3L 230 - One, 2-15
 Vacuum Fan Housing, 2-15
 Video, Operator, 3640, 3-34

W

Wand, Vacuum, 3-11, 3-13, 3-19
 Washer, 2-17
 Washer- Flt, 2-9
 Washer- Flt 17 X30X3 Ss M16, 2-5
 Washer, Finish M8 Pltd, 2-7
 Washer, Flat .25, 2-17
 Washer, Flat, .25 Fender, 2-5, 3-13
 Washer, Flat, .25 Hard, 3-27
 Washer, Flat, .25 Sae, 3-29
 Washer, Flat, .38 Hard, 3-17
 Washer, Flat, 0.22b 0.50d .05, Ss [#10], 2-29
 Washer, Flat, 0.25 Fender, 2-27
 Washer, Flat, 0.25 Sae, 2-7, 2-27
 Washer, Flat, 0.25 Ss, 2-11, 2-27, 3-21
 Washer, Flat, 0.25 Std, 2-5, 2-7, 2-11, 2-13, 2-15, 2-19, 2-23, 2-25, 2-27, 3-5, 3-7, 3-11, 3-13, 3-15
 Washer, Flat, 0.25, Sae, 2-29
 Washer, Flat, 0.25, Std, 2-29
 Washer, Flat, 0.31 Ss, 2-5, 2-13, 2-15, 2-19, 2-21, 2-23, 3-7
 Washer, Flat, 0.31 Std, 2-5, 2-7, 2-9, 2-13, 2-15, 2-25, 3-21
 Washer, Flat, 0.38 Sae, 2-15
 Washer, Flat, 0.38b 2.25d .07, Stil, Pnt, 2-17, 3-15
 Washer, Flat, 0.50 Sae, 2-19, 3-7
 Washer, Flat, Fender, 2-25
 Washer, Flat, Rework, 3-29
 Washer, Lock, Int-Ext, .31, 2-7, 3-27
 Weight, Eccentric, 2-19, 3-7
 Wheel, 2.0 Dia, 2-2, 3-3
 Wire, 06ga 11.0l Blk .38ring /.38ring, 2-30

Y


Yoke Assy, 10-32, 2-23
 Yoke Assy., 2-9, 2-21





TENNANT COMPANY
 Technical Publications #15
 701 North Lilac Drive
 P.O. Box 1452
 Minneapolis, MN 55440-9947

POSTAGE WILL BE PAID BY ADDRESSEE

BUSINESS REPLY MAIL
 FIRST CLASS MAIL PERMIT NO. 94 MINNEAPOLIS, MN




NO POSTAGE
 NECESSARY
 IF MAILED
 IN THE
 UNITED STATES



Fold along dotted lines

Tape here








TENNANT COMPANY
 Technical Publications #15
 701 North Lilac Drive
 P.O. Box 1452
 Minneapolis, MN 55440-9947

POSTAGE WILL BE PAID BY ADDRESSEE

BUSINESS REPLY MAIL
 FIRST CLASS MAIL PERMIT NO. 94 MINNEAPOLIS, MN



NO POSTAGE
 NECESSARY
 IF MAILED
 IN THE
 UNITED STATES



Fold along dotted lines

Tape here

